

## APPENDIX 15B: CLINICAL EVIDENCE – FOREST PLOTS FOR REVIEW OF RAPID TRANQUILLISATION

1	Intramuscular benzodiazepine versus placebo [adapted from Gillies 2013] .....	6
1.1	Global impression: 1. no improvement .....	6
1.2	Global impression: 2. need for additional medication .....	6
1.3	Global impression: 3. sedation.....	7
1.4	Behaviour: 1. average change score (ABS, high = worse) .....	7
1.5	Adverse effects: 1. extrapyramidal symptoms .....	8
1.6	Adverse effects: 2. use of medication for extrapyramidal symptoms.....	8
1.7	Adverse effects: 3. specific.....	9
2	Intramuscular benzodiazepine versus antipsychotic drug [adapted from Gillies 2013].....	10
2.1	Global impression: 1. no improvement.....	10
2.2	Global impression: 2. need for additional medication .....	11
2.3	Global impression: 3. sedation.....	12
2.4	Behaviour: 1. average change/endpoint score (ABS, high = worse).....	13
2.5	Behaviour: 2. average change score (OAS, high = worse).....	13
2.6	Adverse effects: 1. extrapyramidal symptoms .....	14
2.7	Adverse effects: 2. use of medication for extrapyramidal symptoms.....	15
2.8	Adverse effects: 3. specific.....	16
3	Intramuscular benzodiazepine plus antipsychotic drug same benzodiazepine [adapted from Gillies 2013] .....	18
3.1	Global impression: 1. no improvement.....	18
3.2	Global impression: 2. need for additional medication .....	18
3.3	Global impression: 3. sedation.....	19
3.4	Behaviour: 1. average endpoint score (ABS, high = worse).....	19
3.5	Adverse effects: 1. extrapyramidal symptoms .....	20
3.6	Adverse effects: 2. use of medication for extrapyramidal symptoms.....	20
3.7	Adverse effects: 3. specific.....	21
4	Intramuscular benzodiazepine plus antipsychotic drug same antipsychotic drug [adapted from Gillies 2013] .....	22
4.1	Global impression: 1. no improvement.....	22
4.2	Global impression: 2. need for additional medication .....	22
4.3	Global impression: 3. sedation.....	23
4.4	Behaviour: 1. average endpoint score (ABS, high = worse).....	23
4.5	Behaviour: 2. average endpoint score (OAS, high = worse).....	24

4.6	Adverse effects: 1. extrapyramidal symptoms .....	24
4.7	Adverse effects: 2. use of medication for extrapyramidal symptoms .....	25
4.8	Adverse effects: 3. specific .....	26
5	Intramuscular benzodiazepine plus antipsychotic drug different antipsychotic drug [adapted from Gillies 2013] .....	27
5.1	Global impression: 1. no improvement .....	27
5.2	Global impression: 2. need for additional medication .....	27
5.3	Global impression: 3. sedation .....	28
5.4	Behaviour: 1. average change score (OAS, high = worse) .....	29
5.5	Behaviour: 2. average change score (PANSS-EC) – 2 hours after first injection .....	30
5.6	Adverse effects: 1. side effects .....	30
5.7	Adverse effects: 2. extrapyramidal symptoms .....	31
5.8	Adverse effects: 3. specific .....	32
6	Intramuscular benzodiazepine plus antipsychotic drug versus antipsychotic drug plus another antipsychotic drug [adapted from Gillies 2013] .....	33
6.1	Global impression: 1. no improvement .....	33
6.2	Global impression: 2. need for additional medication .....	34
6.3	Global impression: 3. sedation .....	34
6.4	Behaviour: 1. average endpoint score (OAS, high = worse) .....	34
6.5	Adverse effects .....	35
7	Intramuscular benzodiazepine versus antipsychotic drug plus antihistamine [adapted from Gillies 2013] .....	36
7.1	Global impression: 1. no improvement .....	36
7.2	Global impression: 2. need for additional medication .....	37
7.3	Global impression: 3. sedation (tranquil or asleep) .....	38
7.4	Adverse effects: 1. specific .....	39
8	Intramuscular benzodiazepine plus antipsychotic drug versus antipsychotic drug plus antihistamine [adapted from Gillies 2013] .....	40
8.1	Global impression: 1. no improvement .....	40
8.2	Global impression: 2. need for additional medication .....	40
8.3	Global impression: 3. sedation .....	41
8.4	Behaviour: 1. average endpoint score (OAS, high = worse) .....	41
8.5	Adverse effects: 1. extrapyramidal symptoms .....	42
8.6	Adverse effects: 2. specific .....	42
9	Intramuscular haloperidol versus placebo [adapted from Powney 2012] .....	43
9.1	Repeated need for tranquillisation .....	43
9.2	Global impression: 1. not improved .....	44

9.3	Global impression: 2. need for benzodiazepine during 24 hours.....	44
9.4	Specific behaviour – agitation: 2a. Average score – by about 2 hours .....	45
9.5	Specific behaviour – agitation: 2b. Average score – by about 24 hours.....	46
9.6	Adverse effects: 1. General .....	47
9.7	Adverse effects: 2. General – Serious .....	48
9.8	Adverse effects: 3. Specific – arousal level .....	49
9.9	Adverse effects: 4a. Specific – Cardiac: i. Miscellaneous outcomes.....	50
9.10	Adverse effects: 4b. Specific – Cardiac: ii. QTc interval (average change at 24 hours) ..	51
9.11	Adverse effects: 5a. Specific – movement disorders .....	52
9.12	Adverse effects: 5b. Specific – movement disorders: i. Average change score (Barnes Akathisia Scale, high = worse) .....	53
9.13	Adverse effects: 5c. Specific – movement disorders: ii. Average change score (SAS, high = worse) .....	53
9.14	Adverse effects: 6. Specific – miscellaneous .....	54
10	Intramuscular haloperidol versus other antipsychotic drug [adapted from Powney 2012] .....	56
10.1	Global impression: 1. not improve.....	56
10.2	Global impression: 2. repeated need for rapid tranquillisation: needing additional injection.....	57
10.3	Global impression: 3. need for additional benzodiazepine.....	58
10.4	Adverse effects: One or more drug-related adverse effects .....	59
10.5	Adverse effects: Extrapyramidal symptoms .....	60
11	Intramuscular haloperidol plus antihistamine versus haloperidol [adapted from Huf 2011] .....	61
11.1	Global impression: 1. not tranquil or asleep .....	61
11.2	Global impression: 2. not asleep .....	62
11.3	Global impression: 3. additional tranquillising drugs.....	63
11.4	Global impression: 4. other episode of aggression – within 24 hours .....	63
11.5	Adverse effects: 1. any serious adverse effect .....	64
11.6	Adverse effects: 2. acute dystonia .....	64
11.7	Adverse effects: 3. seizure.....	65
12	Intramuscular haloperidol plus antihistamine versus olanzapine [adapted from Huf 2011] .	66
12.1	Global impression: 1. not tranquil or asleep .....	66
12.2	Global impression: 2. not asleep .....	67
12.3	Global impression: 3. never tranquil or asleep during first 4 hours .....	68
12.4	Global impression: 4. requiring additional drugs during initial phase .....	68
12.5	Global impression: 5. not clinically improved.....	69

12.6	Global impression: 6.further observation after 4 hours.....	70
12.7	Adverse effects: 1. serious adverse effect.....	70
12.8	Adverse effects: 2. extrapyramidal problems – 0-4 hours .....	71
13	Intramuscular olanzapine versus intramuscular placebo [adapted from Belgamwar 2009].....	71
13.1	Global impression: 1. did not respond – by 2 hours.....	71
13.2	Global impression: 2. requiring further intramuscular injection – by 24 hours.....	72
13.3	Global impression: 3. requiring additional benzodiazepine – within 24 hours .....	72
13.4	Behaviour: 1. average change score (PANSS-EC) – medium term (2 hours) .....	73
13.5	Adverse effects: 1. any adverse event – in 24 hours .....	73
13.6	Adverse effects: 2. anxiety – by 24 hours .....	74
13.7	Adverse effects: 3. extrapyramidal symptoms – by 24 hours .....	74
13.8	Adverse effects: 4. serious adverse event – by 24 hours .....	75
14	Intramuscular olanzapine versus other antipsychotic drug [adapted from Belgamwar 2009]... .....	75
14.1	Global impression: 1. not improved .....	75
14.2	Global impression: 2. requiring additional intramuscular injection – by 24 hours.....	76
14.3	Global impression: 3. requiring additional benzodiazepine – by 24 hours.....	76
14.4	Behaviour: 1a. average change score (PANSS-EC) – very short term (15 minutes) ...	77
14.5	Behaviour: 1b. average change score (PANSS-EC) – short term (60 minutes).....	78
14.6	Behaviour: 1c. average change score (PANSS-EC) – medium term (1 hours) .....	79
14.7	Adverse effects: 1b. Extrapyramidal symptoms – requiring anticholinergic medication –by 24 hours.....	80
14.8	Adverse effects: 1c. Extrapyramidal symptoms – dystonia – by 24 hours.....	80
14.9	Adverse effects: 1d. Extrapyramidal symptoms/Extrapyramidal syndrome .....	81
14.10	Adverse effects: 2. serious adverse event .....	81
15	Inhaled loxapine versus placebo [NCCMH].....	82
15.1	Global impression: 1. mild to marked agitation at 2 hours post-dose (ACES) .....	82
15.2	Global impression: 2. non-response (Clinical Global Impressions - Improvement scale)....	83
15.3	Global impression: 3. deep sleep (ACES).....	84
15.4	Global impression: 4. unarousable (ACES).....	85
15.5	Global impression: 5. need for rescue medication at 4 hours.....	86
15.6	Global impression: 5. need for rescue medication at 24 hours.....	87
15.7	Behaviour: 1a. average change score (PANSS-EC) – medium term (2 hours).....	87
15.8	Adverse effects: 1. at least one adverse effect .....	88
15.9	Adverse effects: 2. treatment-emergent adverse effects in ≥ 5% of patients – 5 mg versus placebo.....	89

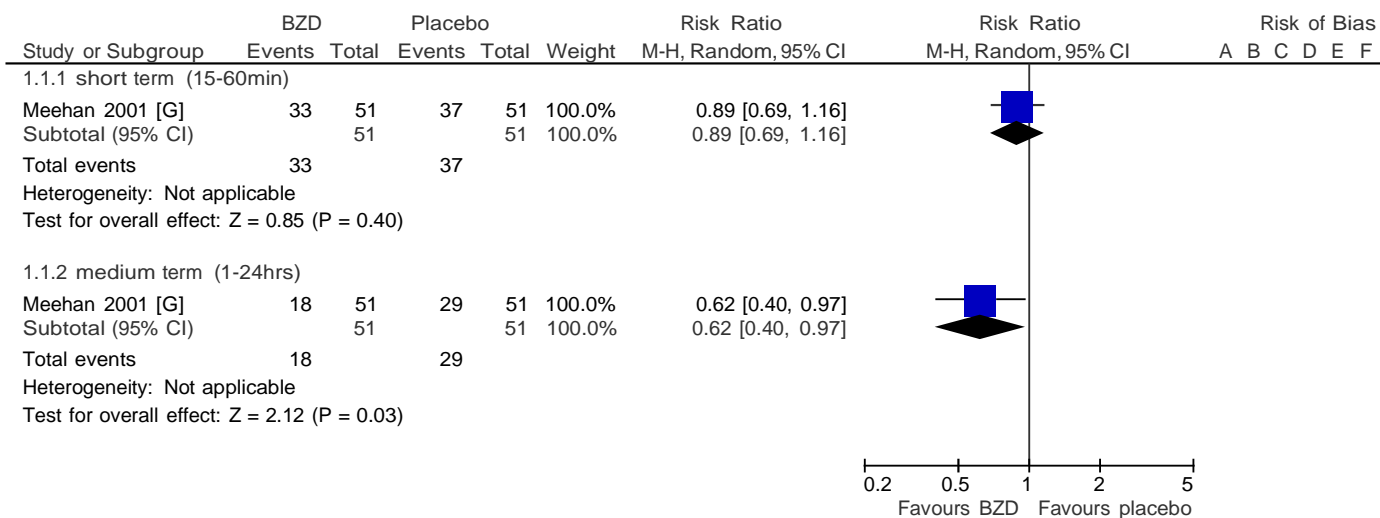
15.10	Adverse effects: 2. treatment-emergent adverse effects in $\geq 5\%$ of patients – 10 mg versus placebo.....	90
16	Intravenous benzodiazepine versus Intravenous haloperidol (for acute behaviour due to psychosis).....	91
16.1	Global impression: 1. no improvement .....	91
16.2	Global impression: 2. need for additional medication .....	91
16.3	Global impression: 3. sedation.....	91
16.4	Adverse effects .....	92
17	Intravenous olanzapine plus midazolam versus placebo plus midazolam [NCCMH].....	93
17.1	Global impression: 1. not adequately sedated .....	93
17.2	Global impression: 2. requiring additional intramuscular injection.....	94
17.3	Global impression: 3. sedation.....	94
17.4	Adverse effects: 1. no. with reported adverse event .....	95
17.5	Adverse effects: 2. other – by 24 hours.....	96

## Abbreviations

ABS	Aggressive Behavior Scale
ACES	Agitation and Calmness Evaluation Scale
AH	antihistamine
AP	antipsychotics
BZD	benzodiazepine
CI	confidence interval
ED	emergency department
EPS	extrapyramidal symptoms
G	general ward setting
H+P	haloperidol + promethazine
HAL	haloperidol
IM	intramuscular
IP	inpatient
IV	intravariance
M	mixed setting
M-H	Mantel-Haenzsel
OAS	Overt Aggression Scale
OLZ	olanzapine
PANSS-EC	Positive and Negative Syndrome Scale - Excited Component
PLB	placebo
QTc	corrected QT interval
SAS	Simpson-Angus Scale
SD	standard deviation

# 1 INTRAMUSCULAR BENZODIAZEPINE VERSUS PLACEBO [ADAPTED FROM GILLIES 2013]

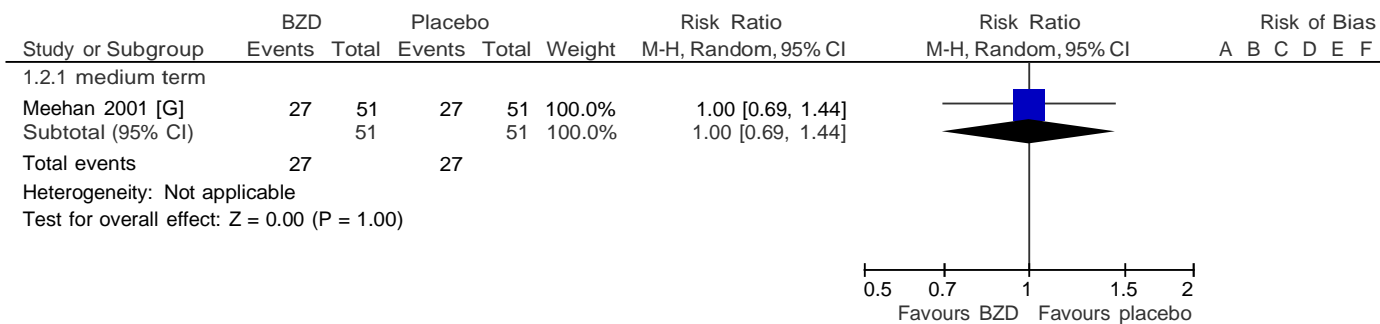
## 1.1 GLOBAL IMPRESSION: 1. NO IMPROVEMENT



Risk of bias legend

- (A) Random sequence generation (selection bias)
- (B) Allocation concealment (selection bias)
- (C) Blinding of participants and personnel (performance bias)
- (D) Blinding of outcome assessment (detection bias)
- (E) Incomplete outcome data (attrition bias)
- (F) Selective reporting (reporting bias)
- (G) Other bias

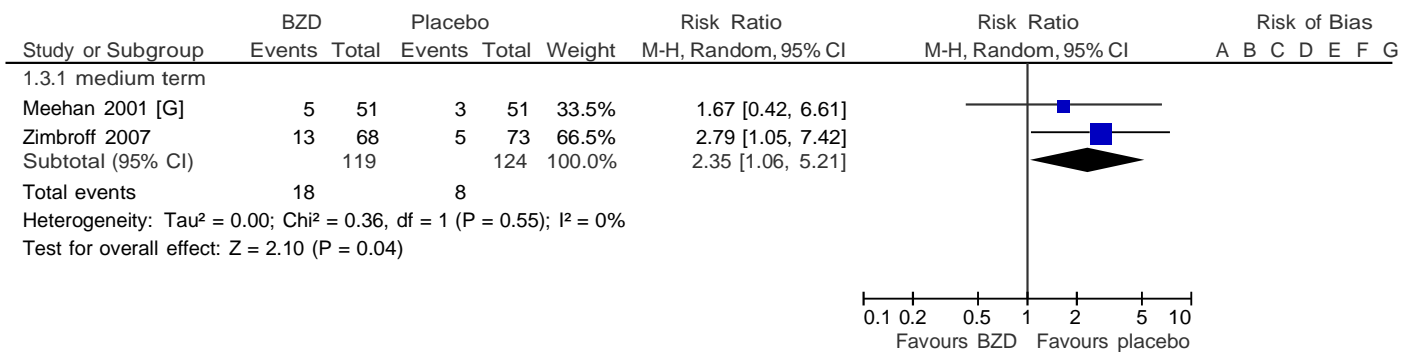
## 1.2 GLOBAL IMPRESSION: 2. NEED FOR ADDITIONAL MEDICATION



Risk of bias legend

- (A) Random sequence generation (selection bias)
- (B) Allocation concealment (selection bias)
- (C) Blinding of participants and personnel (performance bias)
- (D) Blinding of outcome assessment (detection bias)
- (E) Incomplete outcome data (attrition bias)
- (F) Selective reporting (reporting bias)
- (G) Other bias


### 1.3 GLOBAL IMPRESSION: 3. SEDATION



Risk of bias legend

- (A) Random sequence generation (selection bias)
- (B) Allocation concealment (selection bias)
- (C) Blinding of participants and personnel (performance bias)
- (D) Blinding of outcome assessment (detection bias)
- (E) Incomplete outcome data (attrition bias)
- (F) Selective reporting (reporting bias)
- (G) Other bias

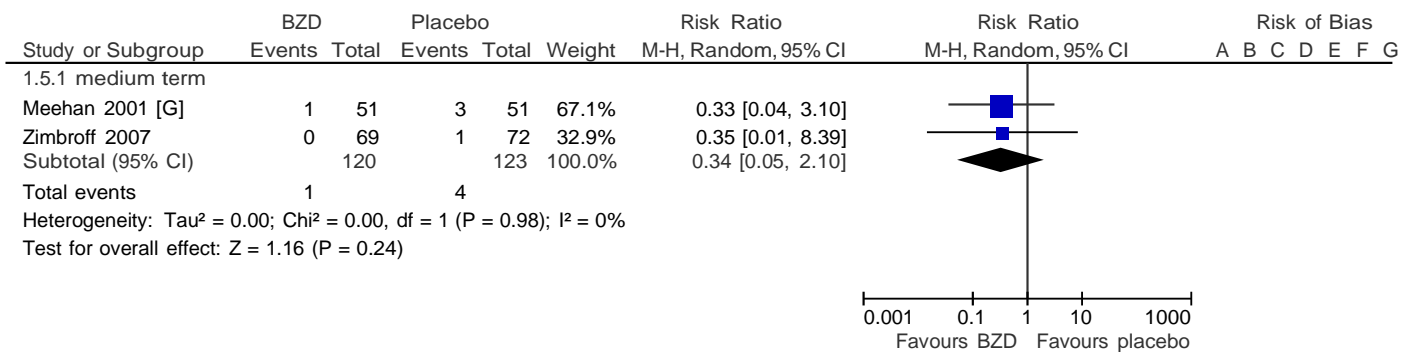
### 1.4 BEHAVIOUR: 1. AVERAGE CHANGE SCORE (ABS, HIGH = WORSE)



Risk of bias legend

- (A) Random sequence generation (selection bias)
- (B) Allocation concealment (selection bias)
- (C) Blinding of participants and personnel (performance bias)
- (D) Blinding of outcome assessment (detection bias)
- (E) Incomplete outcome data (attrition bias)
- (F) Selective reporting (reporting bias)
- (G) Other bias

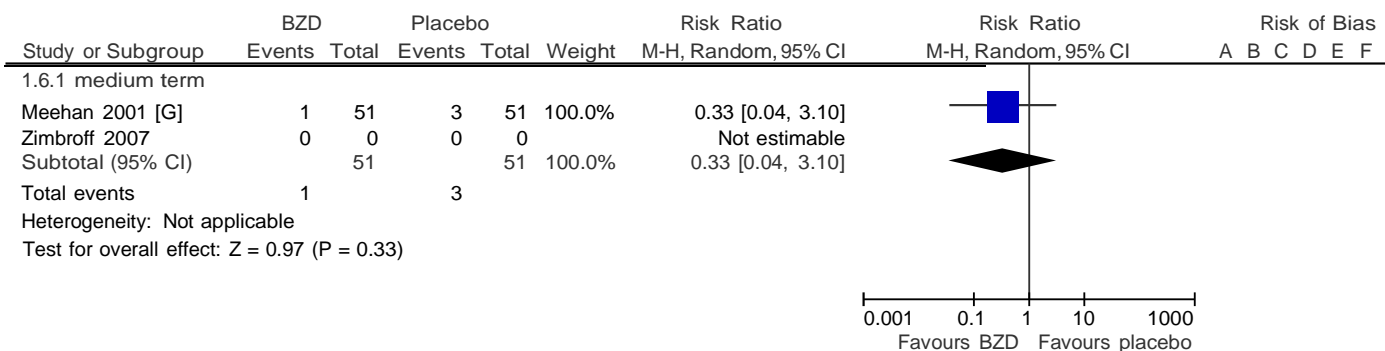
### 1.5 ADVERSE EFFECTS: 1. EXTRAPYRAMIDAL SYMPTOMS



Risk of bias legend

- (A) Random sequence generation (selection bias)
- (B) Allocation concealment (selection bias)
- (C) Blinding of participants and personnel (performance bias)
- (D) Blinding of outcome assessment (detection bias)
- (E) Incomplete outcome data (attrition bias)
- (F) Selective reporting (reporting bias)
- (G) Other bias

### 1.6 ADVERSE EFFECTS: 2. USE OF MEDICATION FOR EXTRAPYRAMIDAL SYMPTOMS

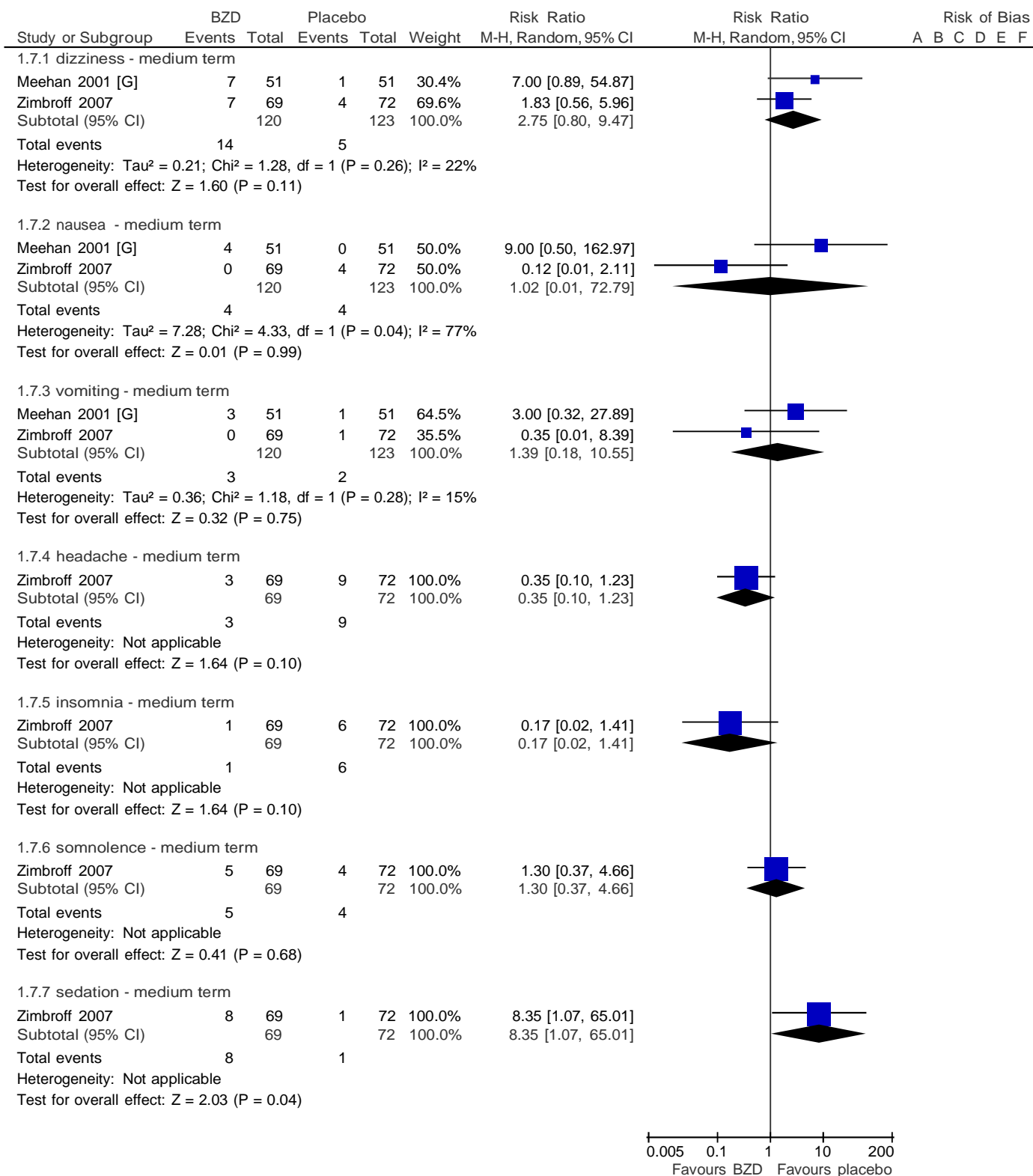


Risk of bias legend

- (A) Random sequence generation (selection bias)
- (B) Allocation concealment (selection bias)
- (C) Blinding of participants and personnel (performance bias)
- (D) Blinding of outcome assessment (detection bias)
- (E) Incomplete outcome data (attrition bias)
- (F) Selective reporting (reporting bias)
- (G) Other bias



1.7 ADVERSE EFFECTS: 3. SPECIFIC

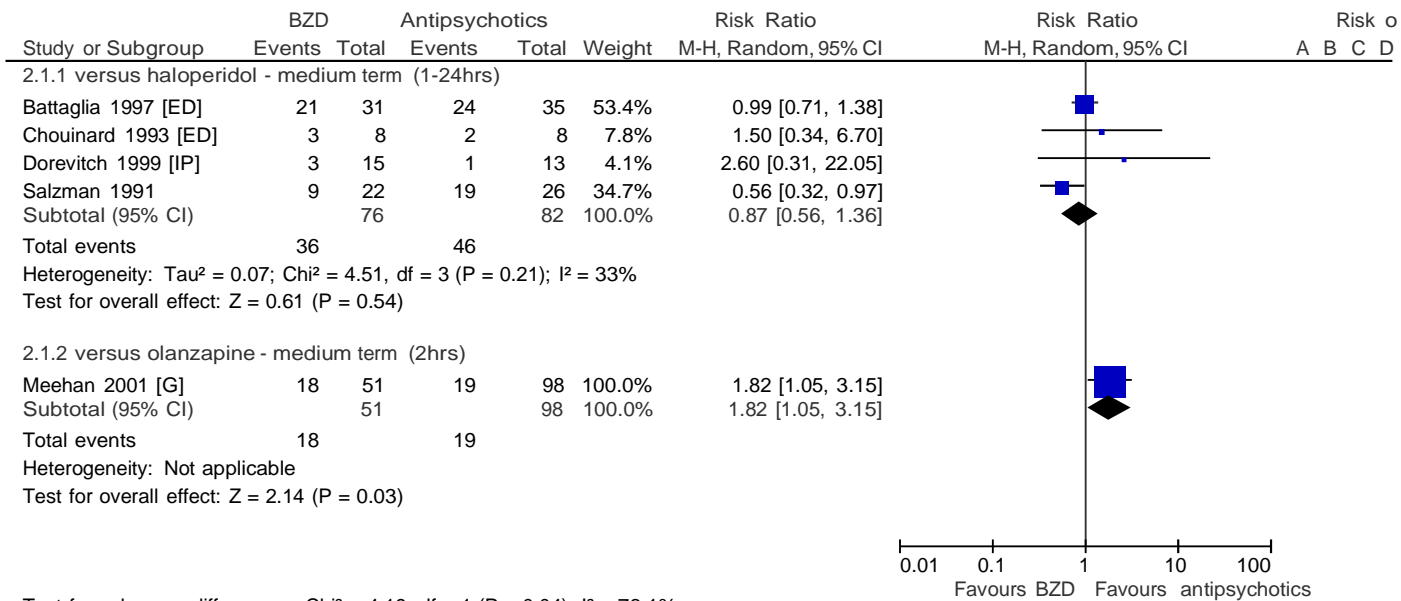


Risk of bias legend

- (A) Random sequence generation (selection bias)
- (B) Allocation concealment (selection bias)
- (C) Blinding of participants and personnel (performance bias)
- (D) Blinding of outcome assessment (detection bias)
- (E) Incomplete outcome data (attrition bias)
- (F) Selective reporting (reporting bias)
- (G) Other bias

## 2 INTRAMUSCULAR BENZODIAZEPINE VERSUS ANTIPSYCHOTIC DRUG [ADAPTED FROM GILLIES 2013]

### 2.1 GLOBAL IMPRESSION: 1. NO IMPROVEMENT

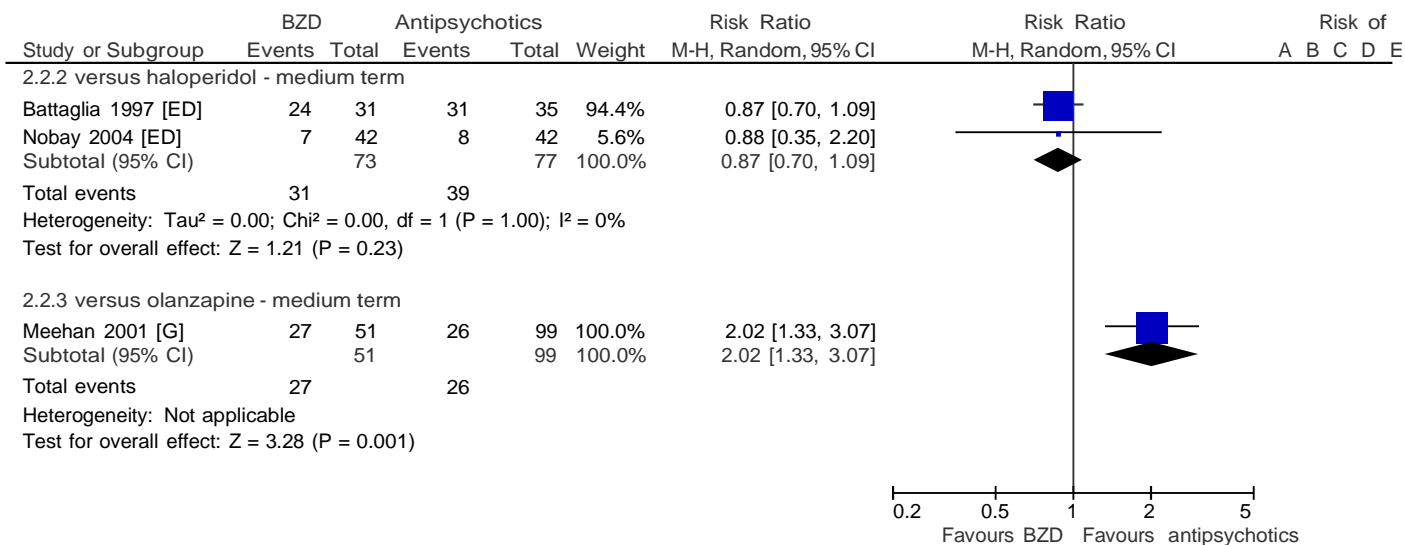


Test for subgroup differences: Chi<sup>2</sup> = 4.19, df = 1 (P = 0.04), I<sup>2</sup> = 76.1%

#### Risk of bias legend

- (A) Random sequence generation (selection bias)
- (B) Allocation concealment (selection bias)
- (C) Blinding of participants and personnel (performance bias)
- (D) Blinding of outcome assessment (detection bias)
- (E) Incomplete outcome data (attrition bias)
- (F) Selective reporting (reporting bias)
- (G) Other bias

## 2.2 GLOBAL IMPRESSION: 2. NEED FOR ADDITIONAL MEDICATION

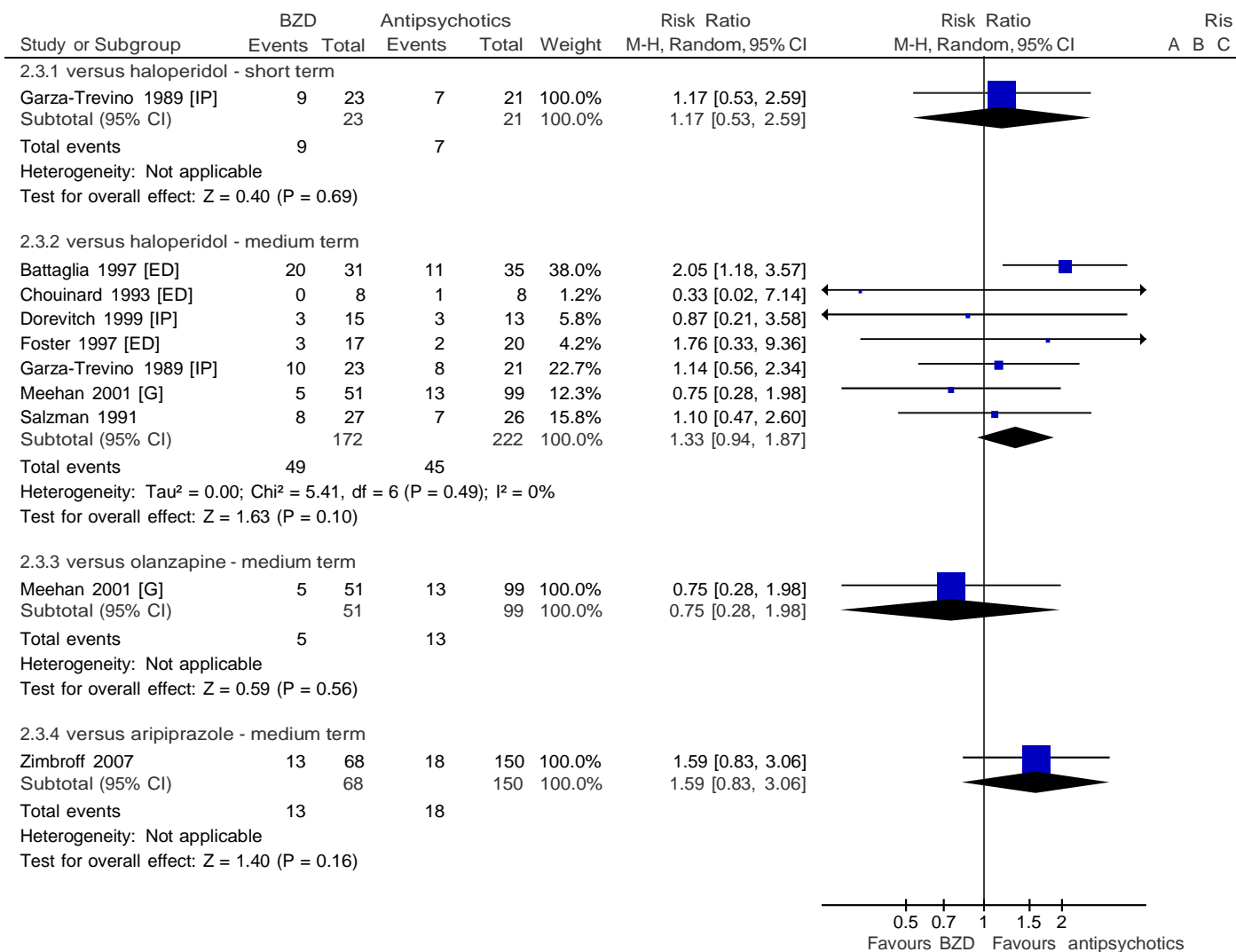


Test for subgroup differences: Chi<sup>2</sup> = 12.01, df = 1 (P = 0.0005), I<sup>2</sup> = 91.7%

### Risk of bias legend

- (A) Random sequence generation (selection bias)
- (B) Allocation concealment (selection bias)
- (C) Blinding of participants and personnel (performance bias)
- (D) Blinding of outcome assessment (detection bias)
- (E) Incomplete outcome data (attrition bias)
- (F) Selective reporting (reporting bias)
- (G) Other bias

2.3 GLOBAL IMPRESSION: 3. SEDATION

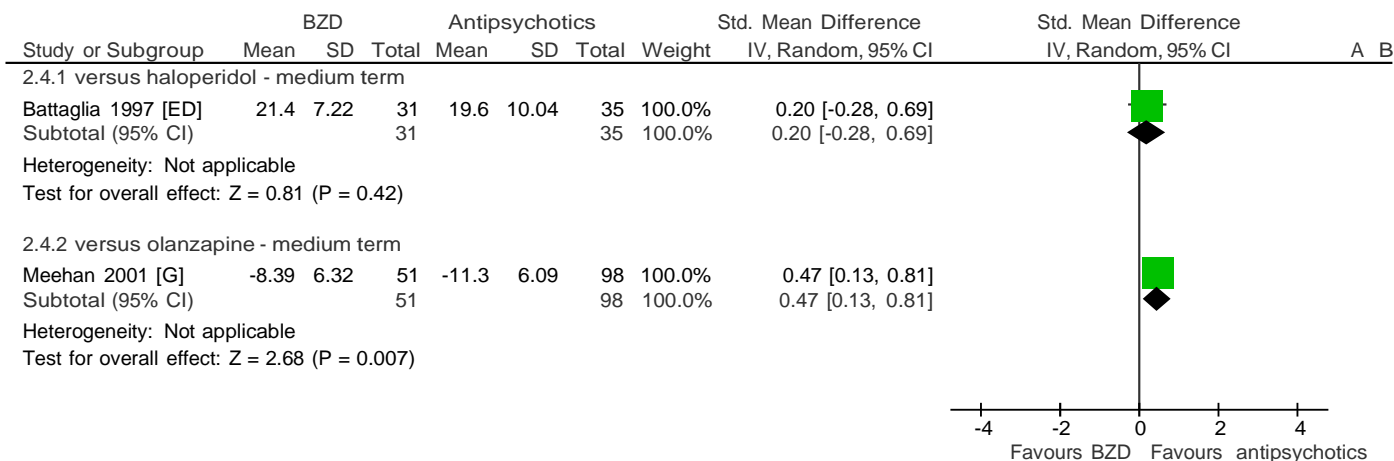


Test for subgroup differences: Chi<sup>2</sup> = 1.69, df = 3 (P = 0.64), I<sup>2</sup> = 0%

Risk of bias legend

- (A) Random sequence generation (selection bias)
- (B) Allocation concealment (selection bias)
- (C) Blinding of participants and personnel (performance bias)
- (D) Blinding of outcome assessment (detection bias)
- (E) Incomplete outcome data (attrition bias)
- (F) Selective reporting (reporting bias)
- (G) Other bias

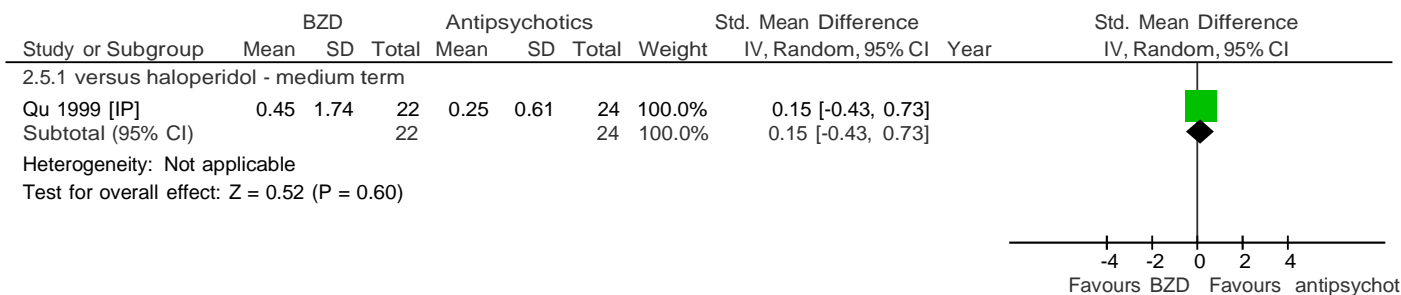
**2.4 BEHAVIOUR: 1. AVERAGE CHANGE/ENDPOINT SCORE (ABS, HIGH = WORSE)**



Risk of bias legend

- (A) Random sequence generation (selection bias)
- (B) Allocation concealment (selection bias)
- (C) Blinding of participants and personnel (performance bias)
- (D) Blinding of outcome assessment (detection bias)
- (E) Incomplete outcome data (attrition bias)
- (F) Selective reporting (reporting bias)
- (G) Other bias

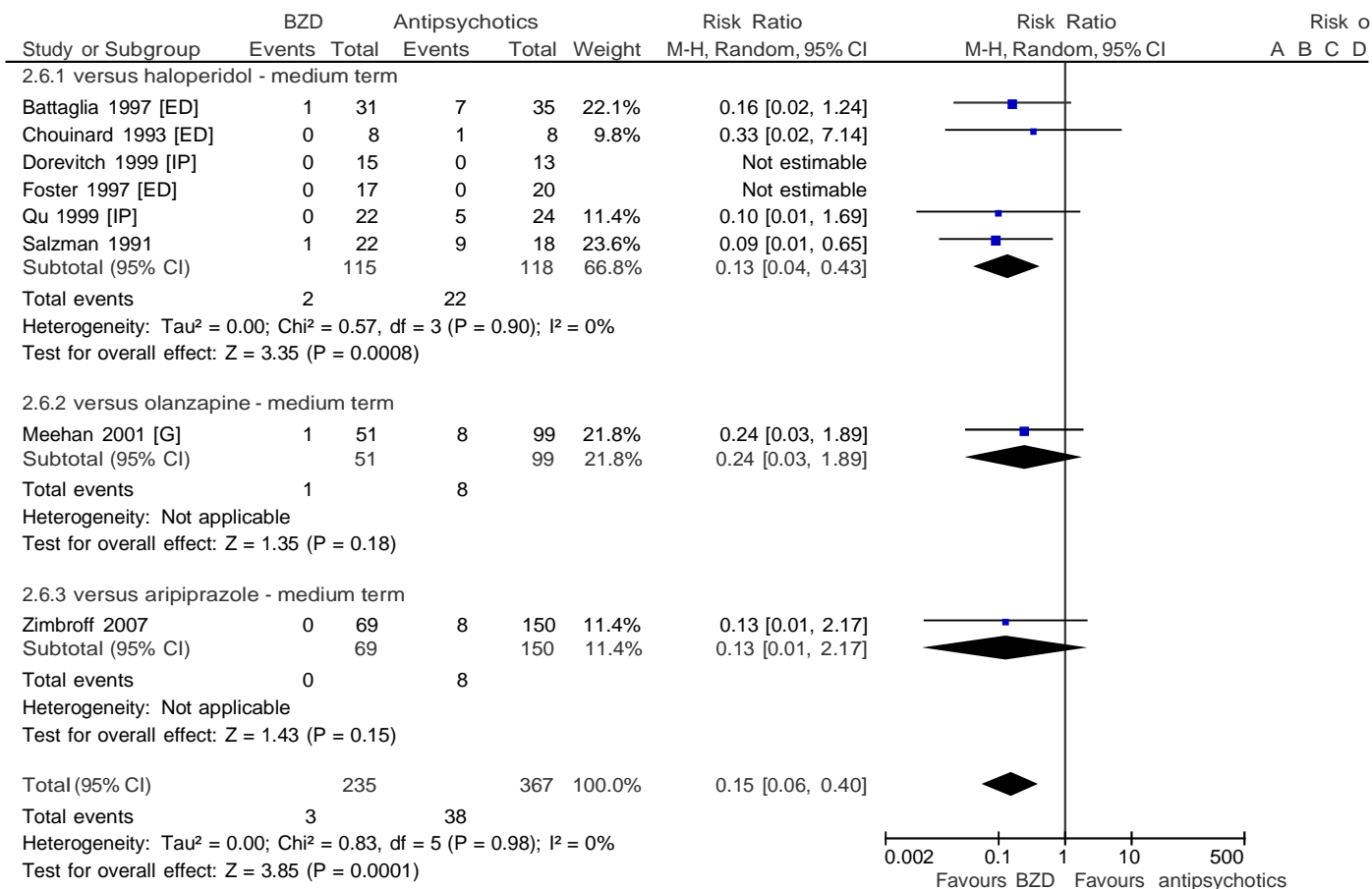
**2.5 BEHAVIOUR: 2. AVERAGE CHANGE SCORE (OAS, HIGH = WORSE)**



Risk of bias legend

- (A) Random sequence generation (selection bias)
- (B) Allocation concealment (selection bias)
- (C) Blinding of participants and personnel (performance bias)
- (D) Blinding of outcome assessment (detection bias)
- (E) Incomplete outcome data (attrition bias)
- (F) Selective reporting (reporting bias)
- (G) Other bias

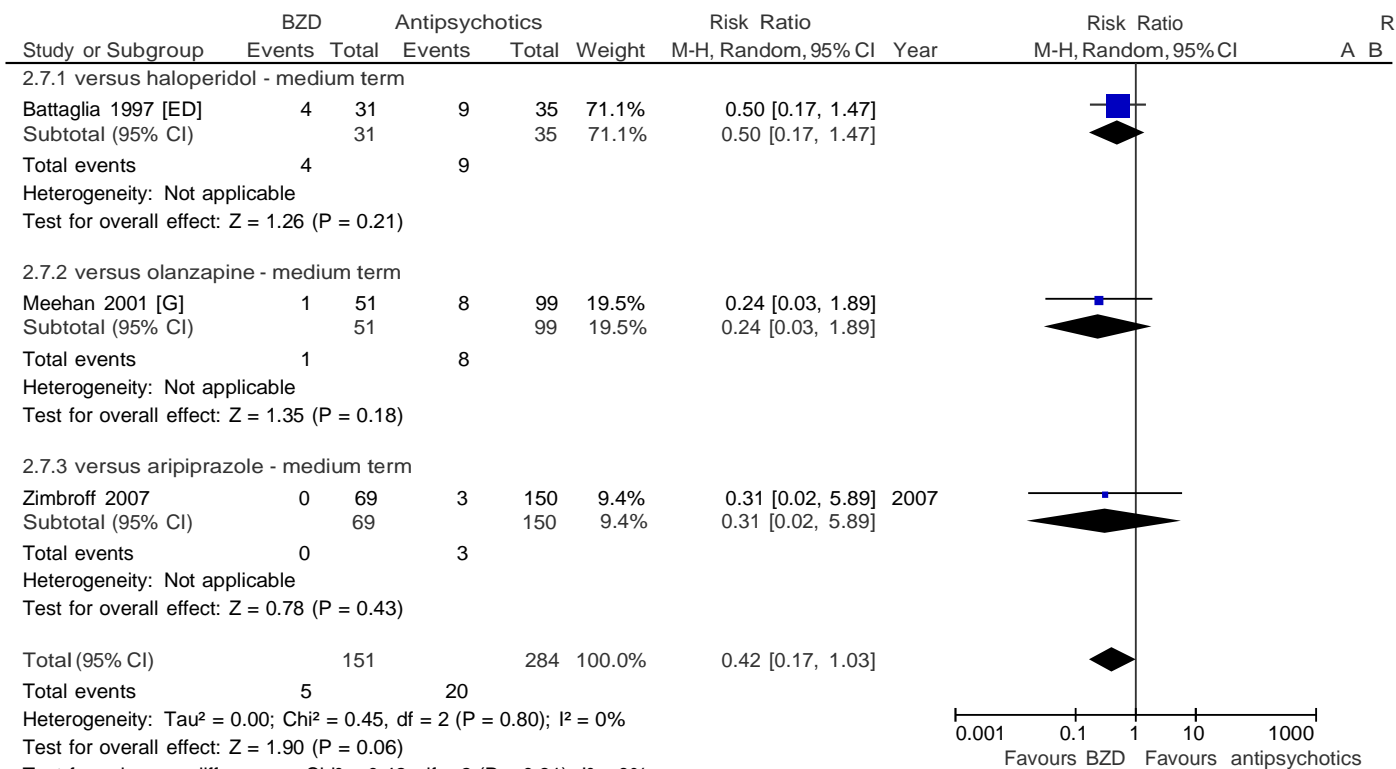
2.6 ADVERSE EFFECTS: 1. EXTRAPYRAMIDAL SYMPTOMS



Risk of bias legend

- (A) Random sequence generation (selection bias)
- (B) Allocation concealment (selection bias)
- (C) Blinding of participants and personnel (performance bias)
- (D) Blinding of outcome assessment (detection bias)
- (E) Incomplete outcome data (attrition bias)
- (F) Selective reporting (reporting bias)
- (G) Other bias

2.7 ADVERSE EFFECTS: 2. USE OF MEDICATION FOR EXTRAPYRAMIDAL SYMPTOMS



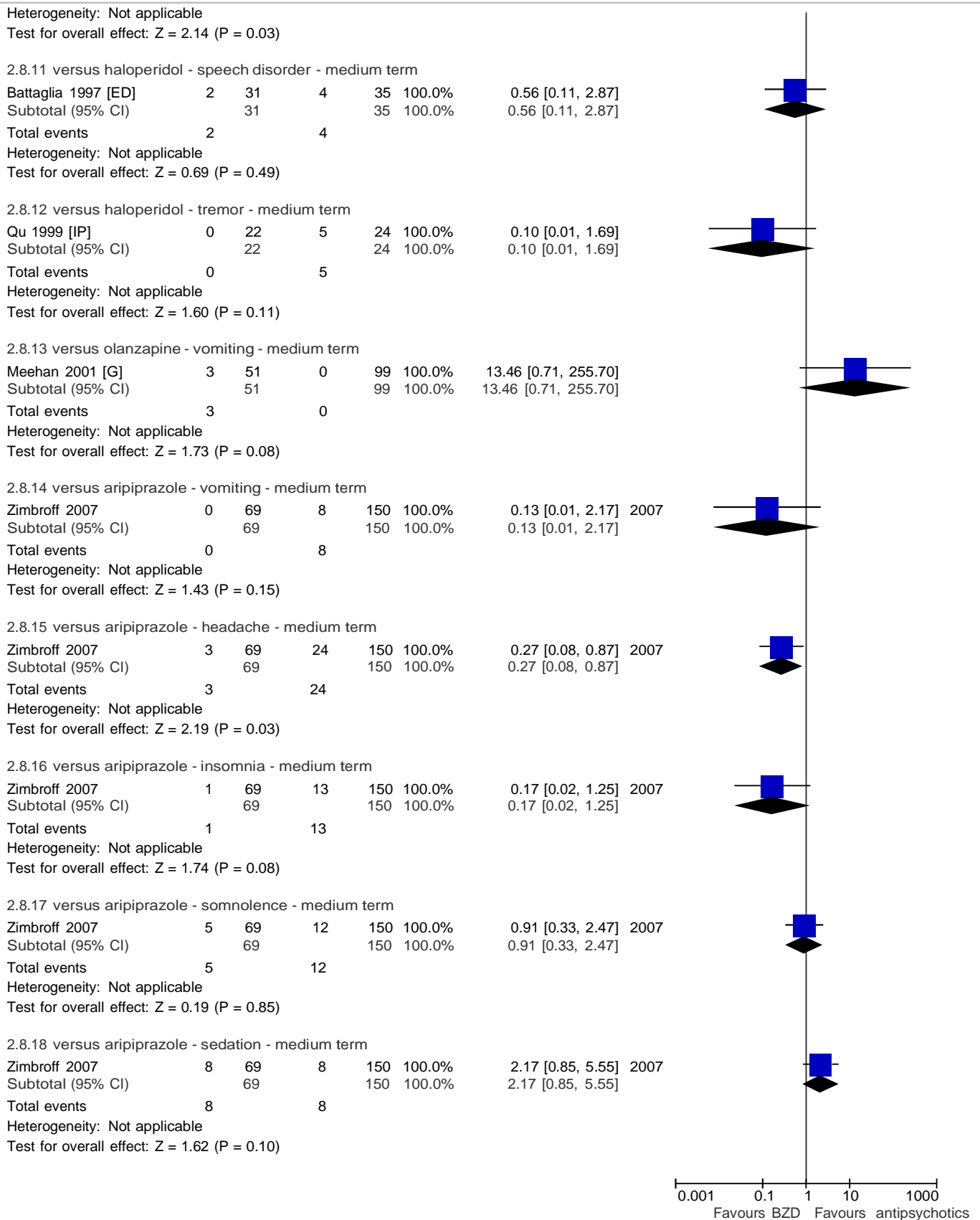
Risk of bias legend

- (A) Random sequence generation (selection bias)
- (B) Allocation concealment (selection bias)
- (C) Blinding of participants and personnel (performance bias)
- (D) Blinding of outcome assessment (detection bias)
- (E) Incomplete outcome data (attrition bias)
- (F) Selective reporting (reporting bias)
- (G) Other bias

2.8 ADVERSE EFFECTS: 3. SPECIFIC

Study or Subgroup	BZD		Antipsychotics		Weight	Risk Ratio M-H, Random, 95% CI	Year	Risk Ratio M-H, Random, 95% CI	R A B
	Events	Total	Events	Total					
<b>2.8.1 versus haloperidol - ataxia - medium term</b>									
Battaglia 1997 [ED]	2	31	1	35	100.0%	2.26 [0.22, 23.71]			
Subtotal (95% CI)		31		35	100.0%	2.26 [0.22, 23.71]			
Total events	2		1						
Heterogeneity: Not applicable Test for overall effect: Z = 0.68 (P = 0.50)									
<b>2.8.2 versus haloperidol - apnoea - medium term</b>									
Nobay 2004 [ED]	0	42	1	0		Not estimable			
Subtotal (95% CI)		42		0		Not estimable			
Total events	0		1						
Heterogeneity: Not applicable Test for overall effect: Not applicable									
<b>2.8.3 versus haloperidol - dizziness - medium term</b>									
Battaglia 1997 [ED]	3	31	3	35	100.0%	1.13 [0.25, 5.19]			
Subtotal (95% CI)		31		35	100.0%	1.13 [0.25, 5.19]			
Total events	3		3						
Heterogeneity: Not applicable Test for overall effect: Z = 0.16 (P = 0.88)									
<b>2.8.4 versus aripiprazole - dizziness - medium term</b>									
Zimbroff 2007	7	69	11	150	100.0%	1.38 [0.56, 3.42]	2007		
Subtotal (95% CI)		69		150	100.0%	1.38 [0.56, 3.42]			
Total events	7		11						
Heterogeneity: Not applicable Test for overall effect: Z = 0.70 (P = 0.48)									
<b>2.8.5 versus olanzapine - dizziness - medium term</b>									
Meehan 2001 [G]	7	51	9	99	100.0%	1.51 [0.60, 3.82]			
Subtotal (95% CI)		51		99	100.0%	1.51 [0.60, 3.82]			
Total events	7		9						
Heterogeneity: Not applicable Test for overall effect: Z = 0.87 (P = 0.38)									
<b>2.8.6 versus haloperidol - dry mouth - medium term</b>									
Battaglia 1997 [ED]	5	31	3	35	100.0%	1.88 [0.49, 7.24]			
Subtotal (95% CI)		31		35	100.0%	1.88 [0.49, 7.24]			
Total events	5		3						
Heterogeneity: Not applicable Test for overall effect: Z = 0.92 (P = 0.36)									
<b>2.8.7 versus haloperidol - heart rate - high - medium term</b>									
Qu 1999 [IP]	0	22	2	24	100.0%	0.22 [0.01, 4.29]			
Subtotal (95% CI)		22		24	100.0%	0.22 [0.01, 4.29]			
Total events	0		2						
Heterogeneity: Not applicable Test for overall effect: Z = 1.00 (P = 0.32)									
<b>2.8.8 versus haloperidol - hypotensive - medium term</b>									
Nobay 2004 [ED]	0	42	1	0		Not estimable			
Subtotal (95% CI)		42		0		Not estimable			
Total events	0		1						
Heterogeneity: Not applicable Test for overall effect: Not applicable									
<b>2.8.9 versus olanzapine - nausea - medium term</b>									
Meehan 2001 [G]	4	51	1	99	100.0%	7.76 [0.89, 67.67]			
Subtotal (95% CI)		51		99	100.0%	7.76 [0.89, 67.67]			
Total events	4		1						
Heterogeneity: Not applicable Test for overall effect: Z = 1.86 (P = 0.06)									
<b>2.8.10 versus aripiprazole - nausea - medium term</b>									
Zimbroff 2007	0	69	22	150	100.0%	0.05 [0.00, 0.78]	2007		
Subtotal (95% CI)		69		150	100.0%	0.05 [0.00, 0.78]			
Total events	0		22						
Heterogeneity: Not applicable									



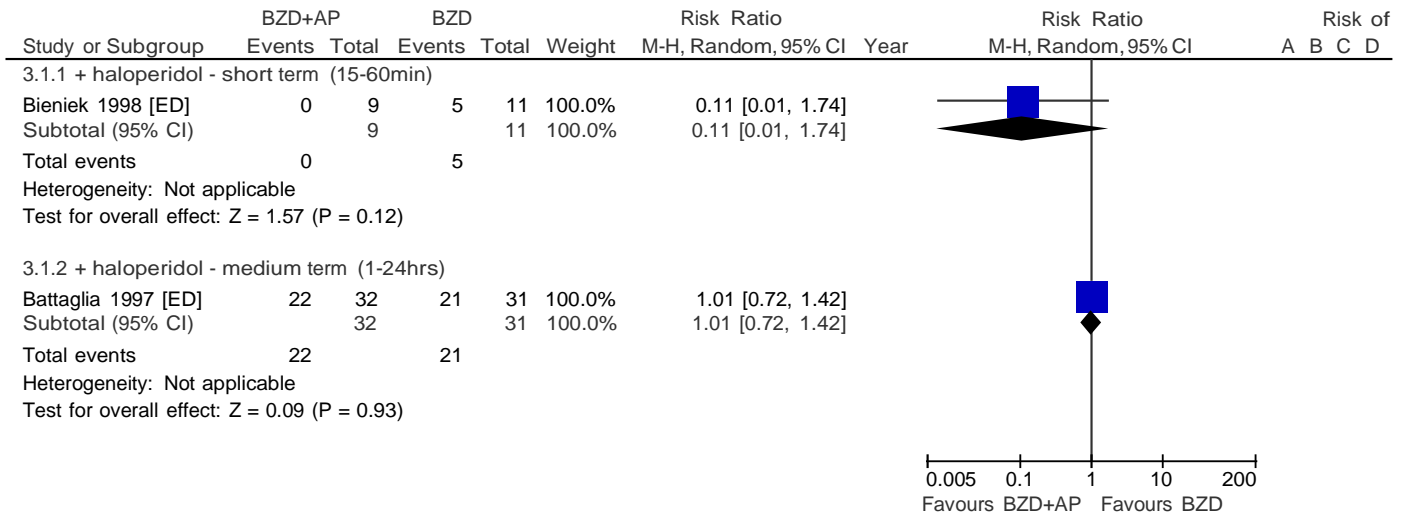


Risk of bias legend

- (A) Random sequence generation (selection bias)
- (B) Allocation concealment (selection bias)
- (C) Blinding of participants and personnel (performance bias)
- (D) Blinding of outcome assessment (detection bias)
- (E) Incomplete outcome data (attrition bias)
- (F) Selective reporting (reporting bias)
- (G) Other bias

### 3 INTRAMUSCULAR BENZODIAZEPINE PLUS ANTIPSYCHOTIC DRUG SAME BENZODIAZEPINE [ADAPTED FROM GILLIES 2013]

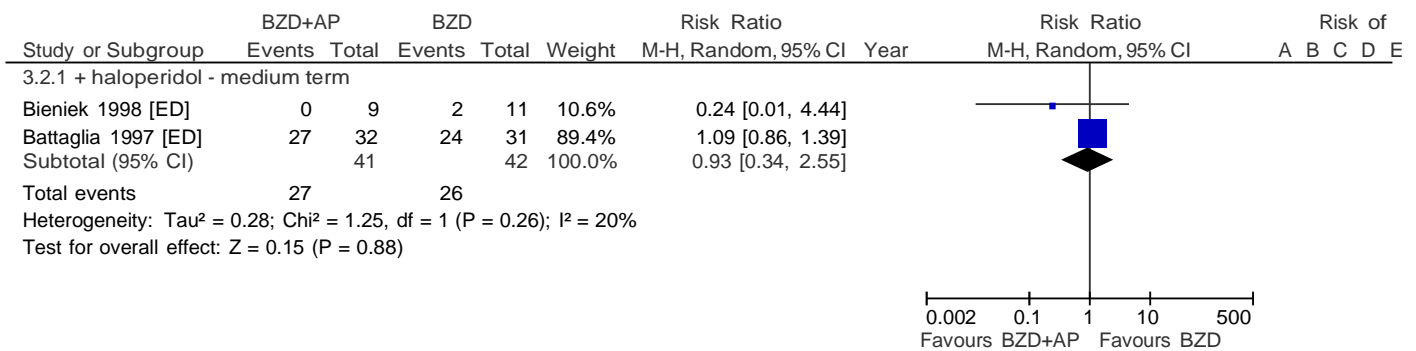
#### 3.1 GLOBAL IMPRESSION: 1. NO IMPROVEMENT



Risk of bias legend

- (A) Random sequence generation (selection bias)
- (B) Allocation concealment (selection bias)
- (C) Blinding of participants and personnel (performance bias)
- (D) Blinding of outcome assessment (detection bias)
- (E) Incomplete outcome data (attrition bias)
- (F) Selective reporting (reporting bias)
- (G) Other bias

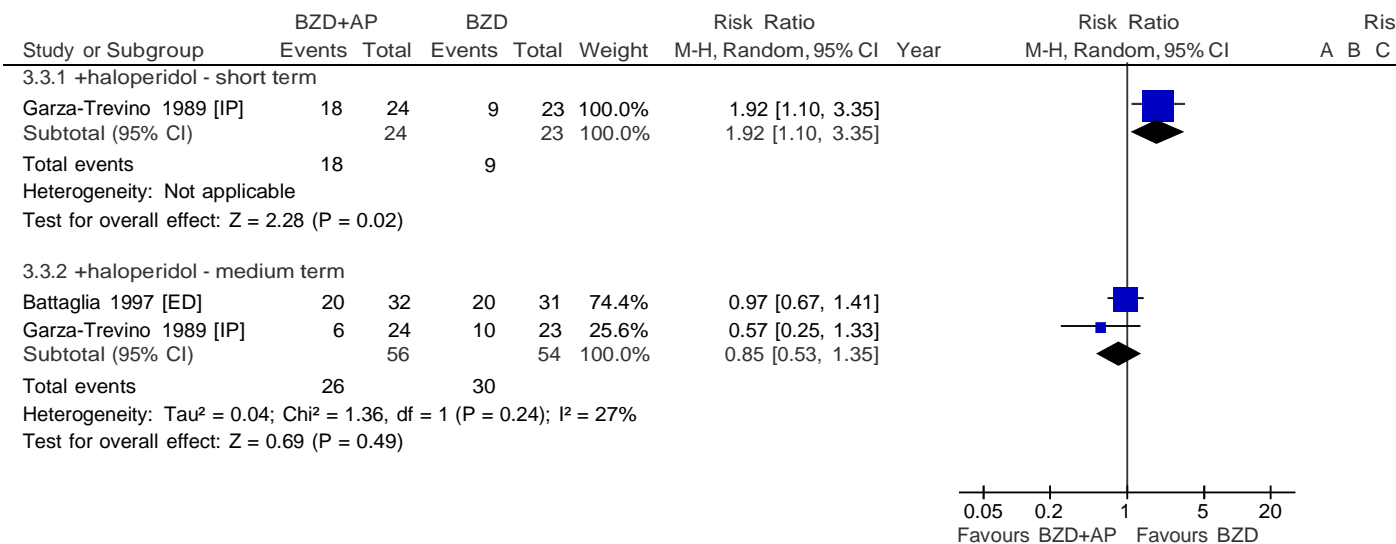
#### 3.2 GLOBAL IMPRESSION: 2. NEED FOR ADDITIONAL MEDICATION



Risk of bias legend

- (A) Random sequence generation (selection bias)
- (B) Allocation concealment (selection bias)
- (C) Blinding of participants and personnel (performance bias)
- (D) Blinding of outcome assessment (detection bias)
- (E) Incomplete outcome data (attrition bias)
- (F) Selective reporting (reporting bias)
- (G) Other bias

### 3.3 GLOBAL IMPRESSION: 3. SEDATION

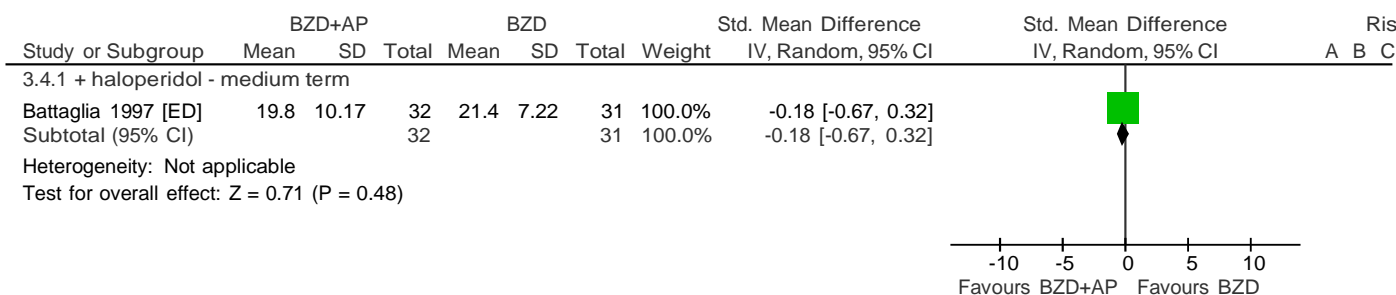


Test for subgroup differences: Chi<sup>2</sup> = 4.82, df = 1 (P = 0.03), I<sup>2</sup> = 79.3%

Risk of bias legend

- (A) Random sequence generation (selection bias)
- (B) Allocation concealment (selection bias)
- (C) Blinding of participants and personnel (performance bias)
- (D) Blinding of outcome assessment (detection bias)
- (E) Incomplete outcome data (attrition bias)
- (F) Selective reporting (reporting bias)
- (G) Other bias

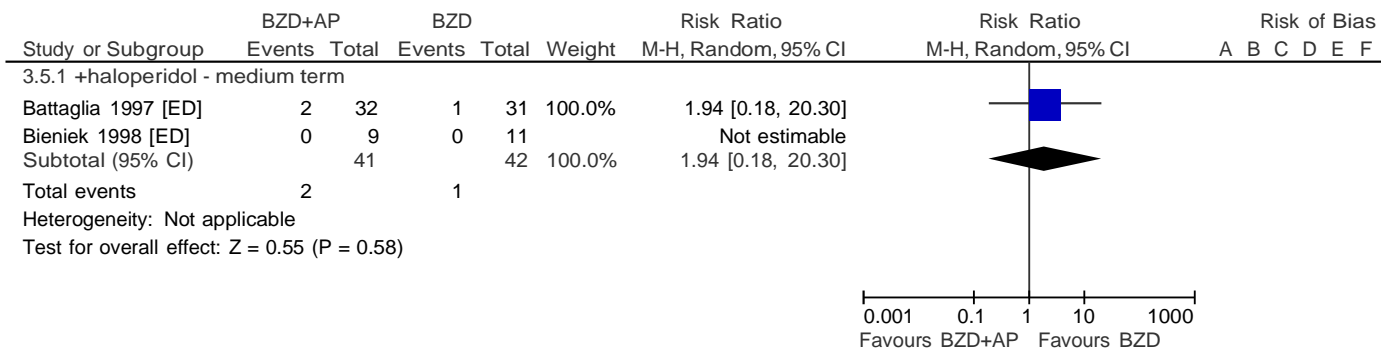
### 3.4 BEHAVIOUR: 1. AVERAGE ENDPOINT SCORE (ABS, HIGH = WORSE)



Risk of bias legend

- (A) Random sequence generation (selection bias)
- (B) Allocation concealment (selection bias)
- (C) Blinding of participants and personnel (performance bias)
- (D) Blinding of outcome assessment (detection bias)
- (E) Incomplete outcome data (attrition bias)
- (F) Selective reporting (reporting bias)
- (G) Other bias

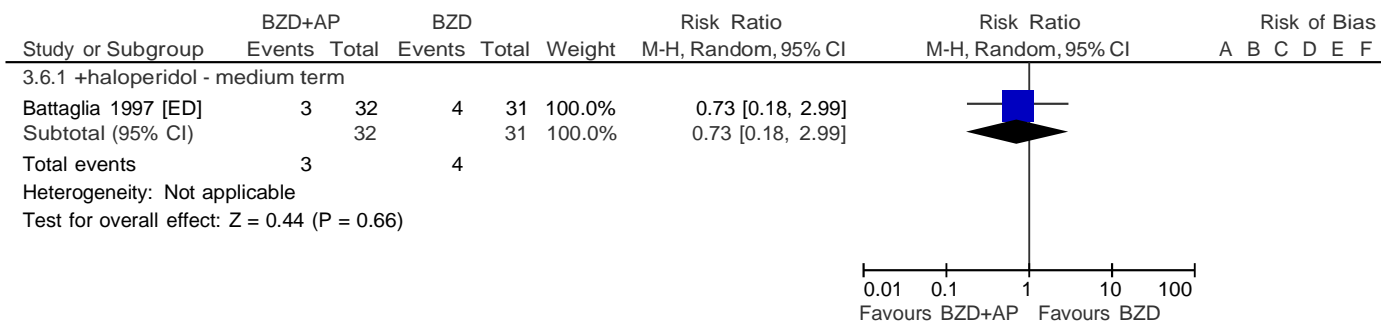
### 3.5 ADVERSE EFFECTS: 1. EXTRAPYRAMIDAL SYMPTOMS



Risk of bias legend

- (A) Random sequence generation (selection bias)
- (B) Allocation concealment (selection bias)
- (C) Blinding of participants and personnel (performance bias)
- (D) Blinding of outcome assessment (detection bias)
- (E) Incomplete outcome data (attrition bias)
- (F) Selective reporting (reporting bias)
- (G) Other bias

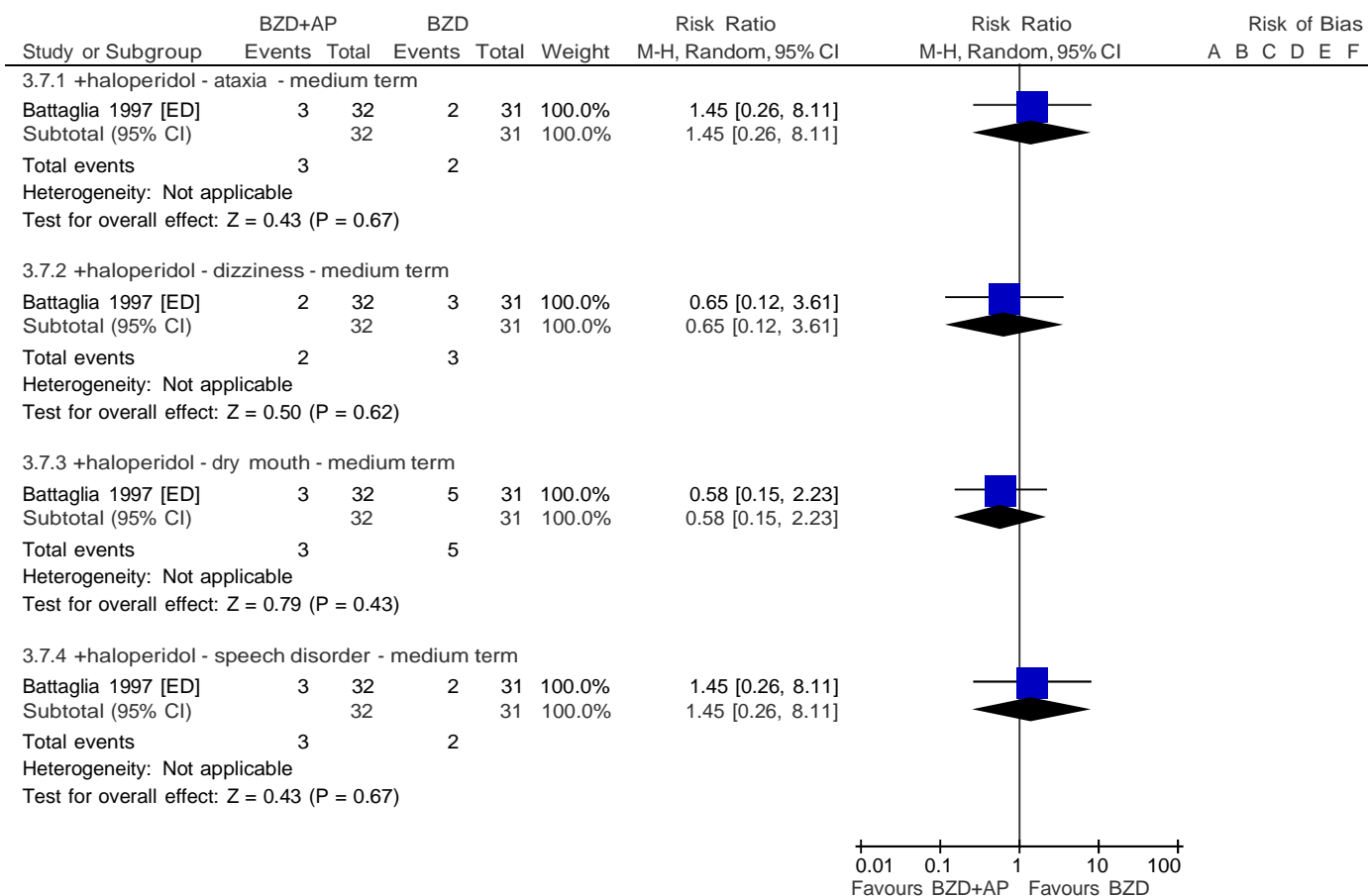
### 3.6 ADVERSE EFFECTS: 2. USE OF MEDICATION FOR EXTRAPYRAMIDAL SYMPTOMS



Risk of bias legend

- (A) Random sequence generation (selection bias)
- (B) Allocation concealment (selection bias)
- (C) Blinding of participants and personnel (performance bias)
- (D) Blinding of outcome assessment (detection bias)
- (E) Incomplete outcome data (attrition bias)
- (F) Selective reporting (reporting bias)
- (G) Other bias

3.7 ADVERSE EFFECTS: 3. SPECIFIC

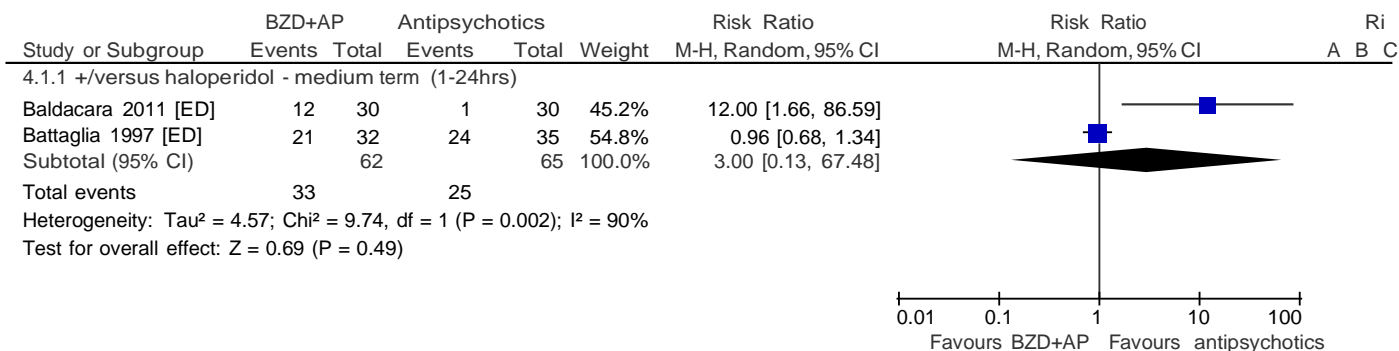


Risk of bias legend

- (A) Random sequence generation (selection bias)
- (B) Allocation concealment (selection bias)
- (C) Blinding of participants and personnel (performance bias)
- (D) Blinding of outcome assessment (detection bias)
- (E) Incomplete outcome data (attrition bias)
- (F) Selective reporting (reporting bias)
- (G) Other bias

## 4 INTRAMUSCULAR BENZODIAZEPINE PLUS ANTIPSYCHOTIC DRUG SAME ANTIPSYCHOTIC DRUG [ADAPTED FROM GILLIES 2013]

### 4.1 GLOBAL IMPRESSION: 1. NO IMPROVEMENT

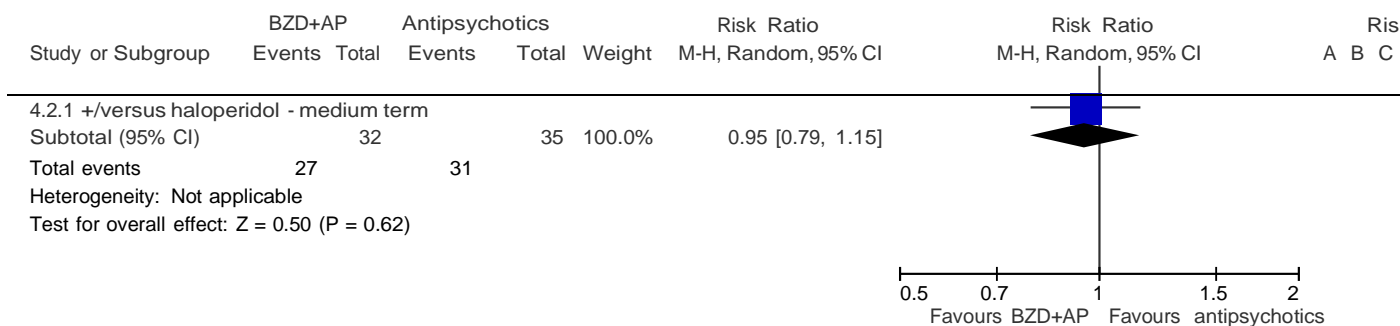


Test for subgroup differences: Not applicable

#### Risk of bias legend

- (A) Random sequence generation (selection bias)
- (B) Allocation concealment (selection bias)
- (C) Blinding of participants and personnel (performance bias)
- (D) Blinding of outcome assessment (detection bias)
- (E) Incomplete outcome data (attrition bias)
- (F) Selective reporting (reporting bias)
- (G) Other bias

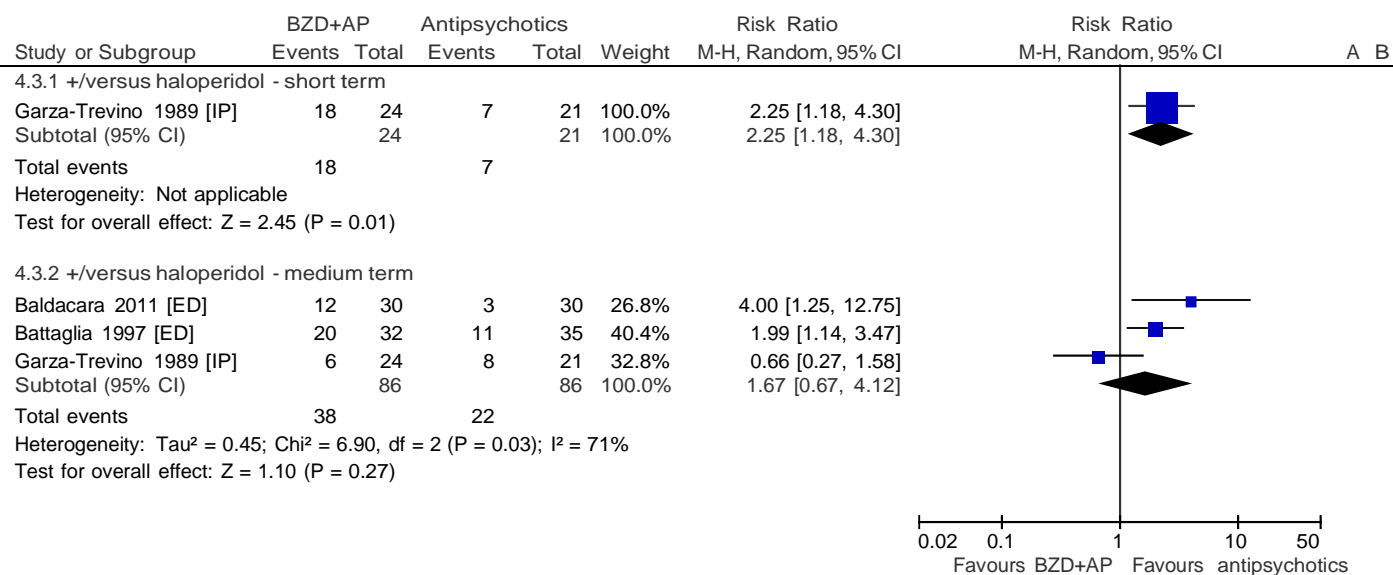
### 4.2 GLOBAL IMPRESSION: 2. NEED FOR ADDITIONAL MEDICATION



#### Risk of bias legend

- (A) Random sequence generation (selection bias)
- (B) Allocation concealment (selection bias)
- (C) Blinding of participants and personnel (performance bias)
- (D) Blinding of outcome assessment (detection bias)
- (E) Incomplete outcome data (attrition bias)
- (F) Selective reporting (reporting bias)
- (G) Other bias

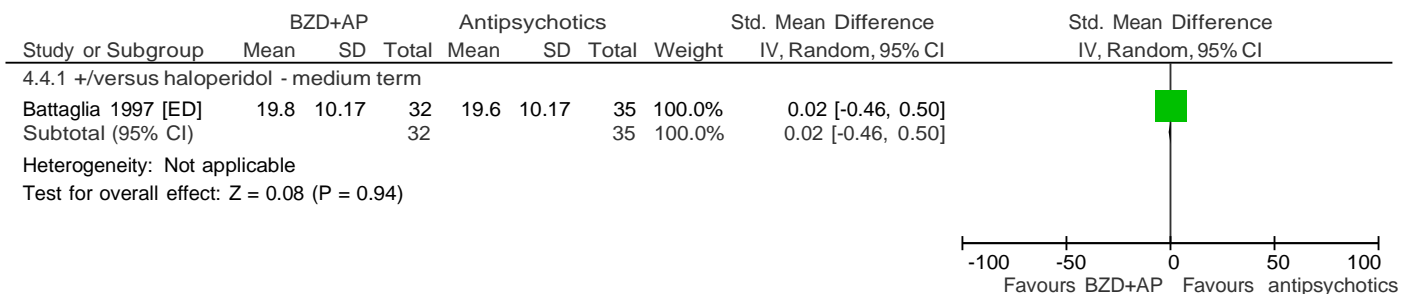
**4.3 GLOBAL IMPRESSION: 3. SEDATION**



Risk of bias legend

- (A) Random sequence generation (selection bias)
- (B) Allocation concealment (selection bias)
- (C) Blinding of participants and personnel (performance bias)
- (D) Blinding of outcome assessment (detection bias)
- (E) Incomplete outcome data (attrition bias)
- (F) Selective reporting (reporting bias)
- (G) Other bias

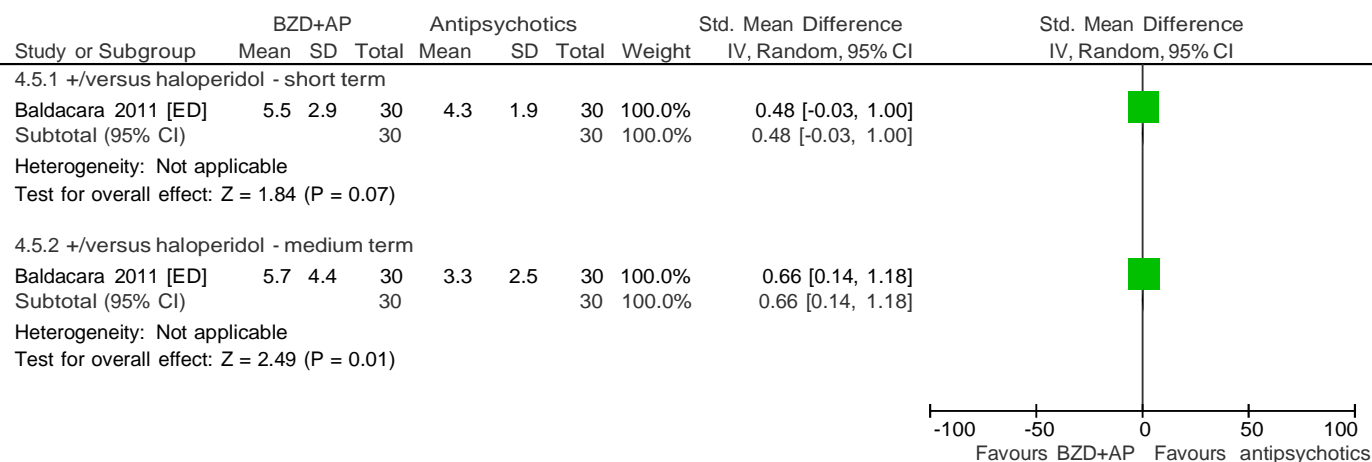
**4.4 BEHAVIOUR: 1. AVERAGE ENDPOINT SCORE (ABS, HIGH = WORSE)**



Risk of bias legend

- (A) Random sequence generation (selection bias)
- (B) Allocation concealment (selection bias)
- (C) Blinding of participants and personnel (performance bias)
- (D) Blinding of outcome assessment (detection bias)
- (E) Incomplete outcome data (attrition bias)
- (F) Selective reporting (reporting bias)
- (G) Other bias

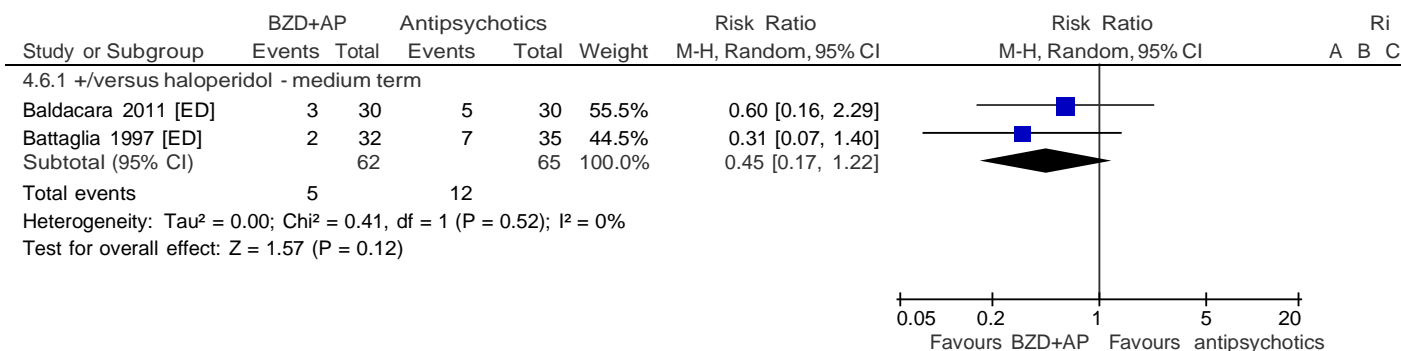
**4.5 BEHAVIOUR: 2. AVERAGE ENDPOINT SCORE (OAS, HIGH = WORSE)**



Risk of bias legend

- (A) Random sequence generation (selection bias)
- (B) Allocation concealment (selection bias)
- (C) Blinding of participants and personnel (performance bias)
- (D) Blinding of outcome assessment (detection bias)
- (E) Incomplete outcome data (attrition bias)
- (F) Selective reporting (reporting bias)
- (G) Other bias

**4.6 ADVERSE EFFECTS: 1. EXTRAPYRAMIDAL SYMPTOMS**



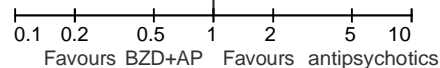
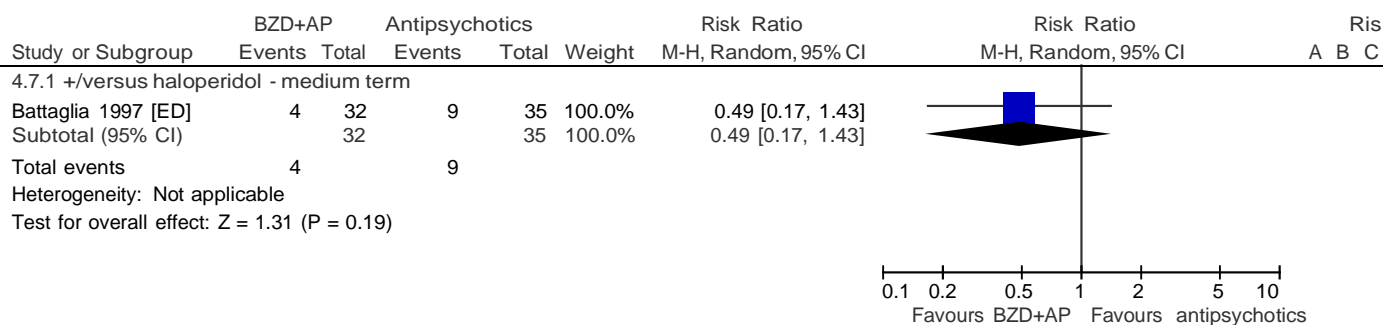
Test for subgroup differences: Not applicable

Risk of bias legend

- (A) Random sequence generation (selection bias)
- (B) Allocation concealment (selection bias)
- (C) Blinding of participants and personnel (performance bias)
- (D) Blinding of outcome assessment (detection bias)
- (E) Incomplete outcome data (attrition bias)
- (F) Selective reporting (reporting bias)
- (G) Other bias



**4.7 ADVERSE EFFECTS: 2. USE OF MEDICATION FOR EXTRAPYRAMIDAL SYMPTOMS**

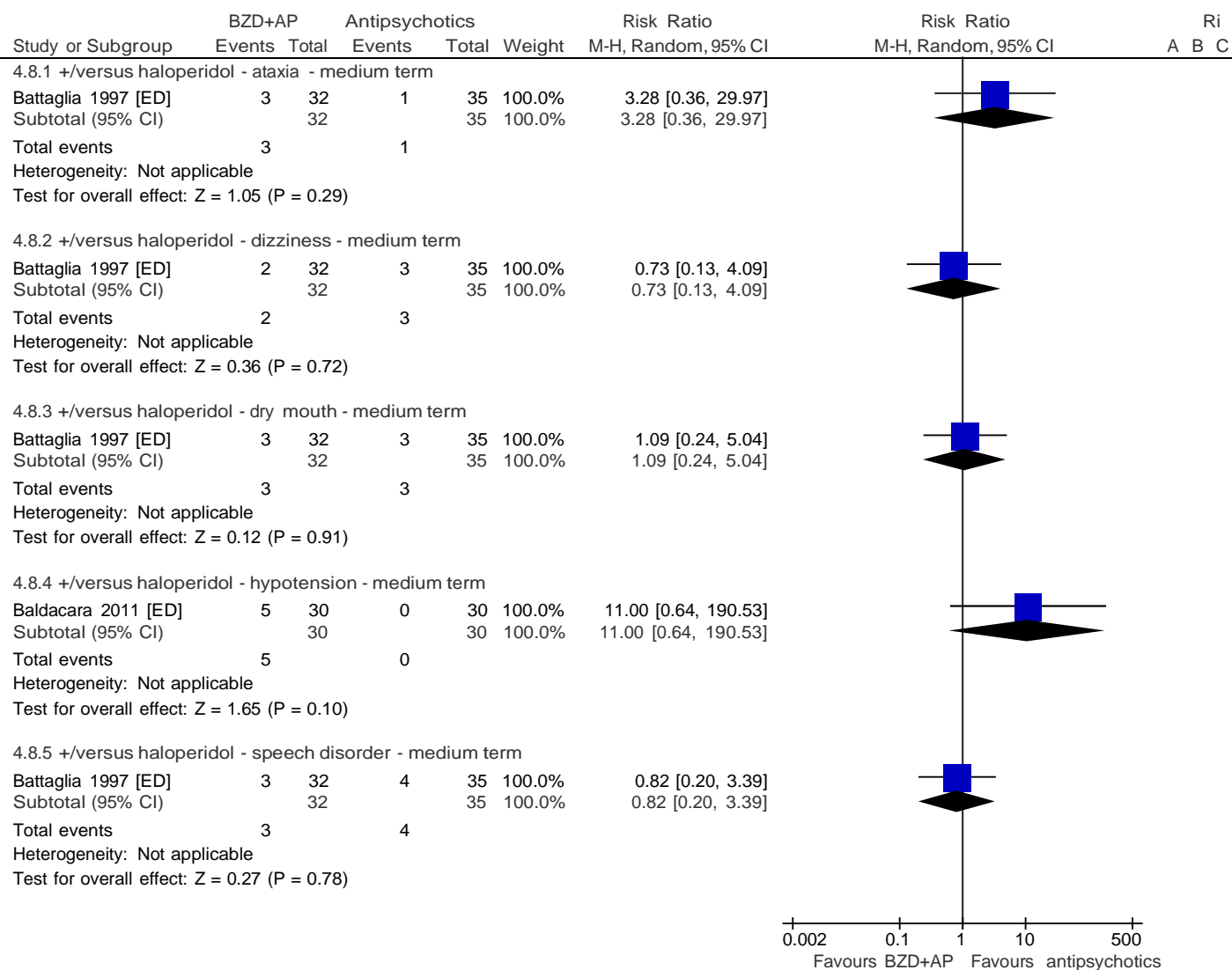


Test for subgroup differences: Not applicable

Risk of bias legend

- (A) Random sequence generation (selection bias)
- (B) Allocation concealment (selection bias)
- (C) Blinding of participants and personnel (performance bias)
- (D) Blinding of outcome assessment (detection bias)
- (E) Incomplete outcome data (attrition bias)
- (F) Selective reporting (reporting bias)
- (G) Other bias

4.8 ADVERSE EFFECTS: 3. SPECIFIC

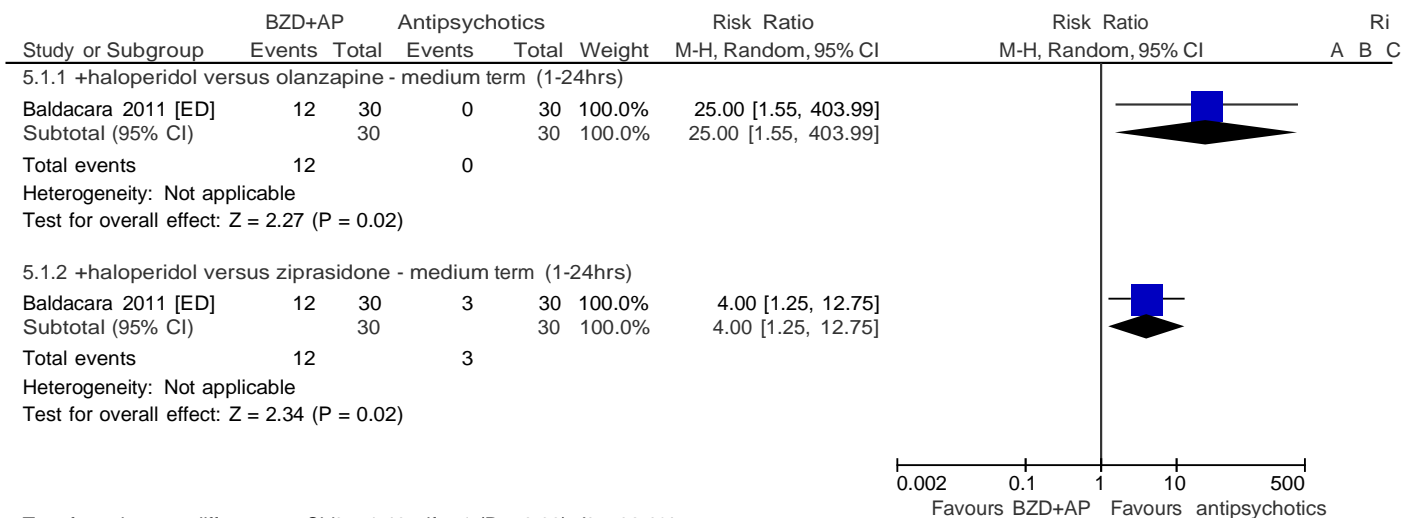


Risk of bias legend

- (A) Random sequence generation (selection bias)
- (B) Allocation concealment (selection bias)
- (C) Blinding of participants and personnel (performance bias)
- (D) Blinding of outcome assessment (detection bias)
- (E) Incomplete outcome data (attrition bias)
- (F) Selective reporting (reporting bias)
- (G) Other bias

## 5 INTRAMUSCULAR BENZODIAZEPINE PLUS ANTIPSYCHOTIC DRUG DIFFERENT ANTIPSYCHOTIC DRUG [ADAPTED FROM GILLIES 2013]

### 5.1 GLOBAL IMPRESSION: 1. NO IMPROVEMENT

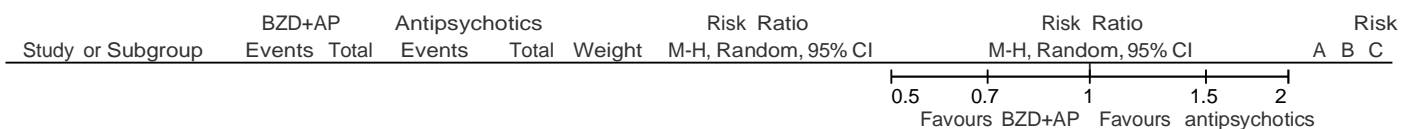


Test for subgroup differences: Chi<sup>2</sup> = 1.42, df = 1 (P = 0.23), I<sup>2</sup> = 29.6%

#### Risk of bias legend

- (A) Random sequence generation (selection bias)
- (B) Allocation concealment (selection bias)
- (C) Blinding of participants and personnel (performance bias)
- (D) Blinding of outcome assessment (detection bias)
- (E) Incomplete outcome data (attrition bias)
- (F) Selective reporting (reporting bias)
- (G) Other bias

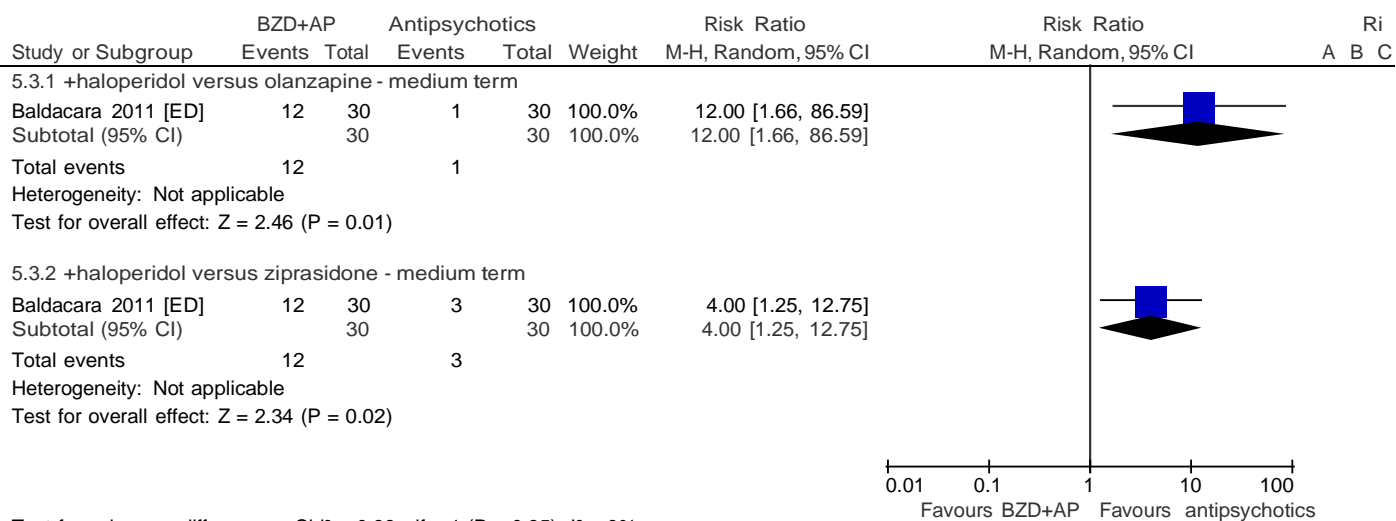
### 5.2 GLOBAL IMPRESSION: 2. NEED FOR ADDITIONAL MEDICATION



#### Risk of bias legend

- (A) Random sequence generation (selection bias)
- (B) Allocation concealment (selection bias)
- (C) Blinding of participants and personnel (performance bias)
- (D) Blinding of outcome assessment (detection bias)
- (E) Incomplete outcome data (attrition bias)
- (F) Selective reporting (reporting bias)
- (G) Other bias

5.3 GLOBAL IMPRESSION: 3. SEDATION

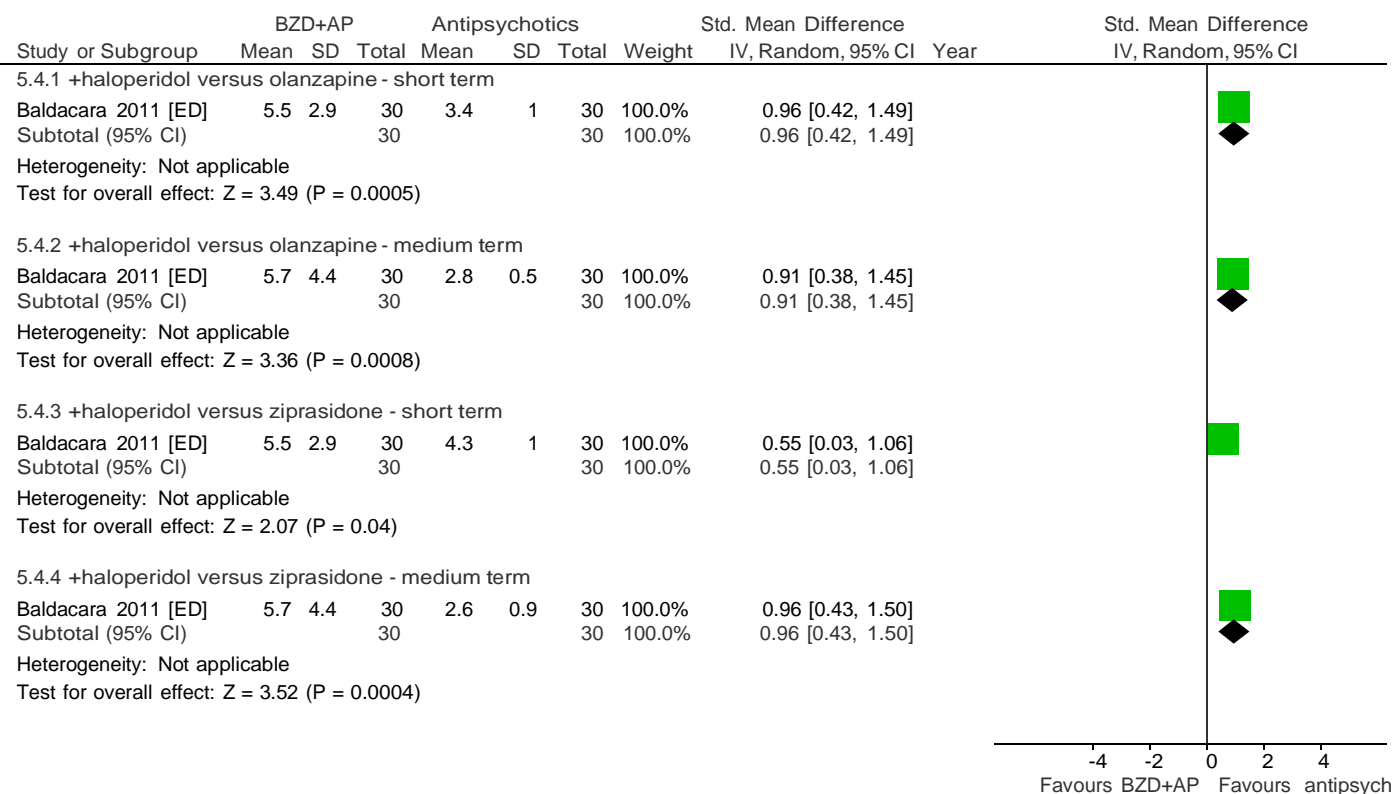


Test for subgroup differences: Chi<sup>2</sup> = 0.88, df = 1 (P = 0.35), I<sup>2</sup> = 0%

Risk of bias legend

- (A) Random sequence generation (selection bias)
- (B) Allocation concealment (selection bias)
- (C) Blinding of participants and personnel (performance bias)
- (D) Blinding of outcome assessment (detection bias)
- (E) Incomplete outcome data (attrition bias)
- (F) Selective reporting (reporting bias)
- (G) Other bias


**5.4 BEHAVIOUR: 1. AVERAGE CHANGE SCORE (OAS, HIGH = WORSE)**



Risk of bias legend

- (A) Random sequence generation (selection bias)
- (B) Allocation concealment (selection bias)
- (C) Blinding of participants and personnel (performance bias)
- (D) Blinding of outcome assessment (detection bias)
- (E) Incomplete outcome data (attrition bias)
- (F) Selective reporting (reporting bias)
- (G) Other bias

### 5.5 BEHAVIOUR: 2. AVERAGE CHANGE SCORE (PANSS-EC) – 2 HOURS AFTER FIRST INJECTION

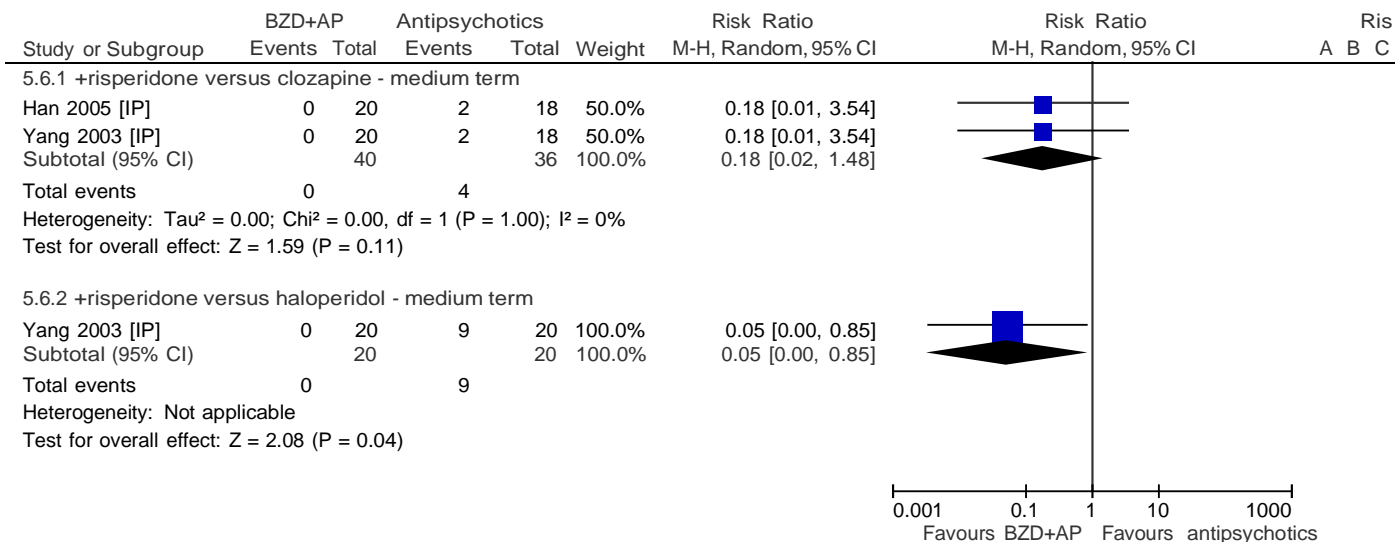


Test for subgroup differences: Not applicable

Risk of bias legend

- (A) Random sequence generation (selection bias)
- (B) Allocation concealment (selection bias)
- (C) Blinding of participants and personnel (performance bias)
- (D) Blinding of outcome assessment (detection bias)
- (E) Incomplete outcome data (attrition bias)
- (F) Selective reporting (reporting bias)
- (G) Other bias

### 5.6 ADVERSE EFFECTS: 1. SIDE EFFECTS

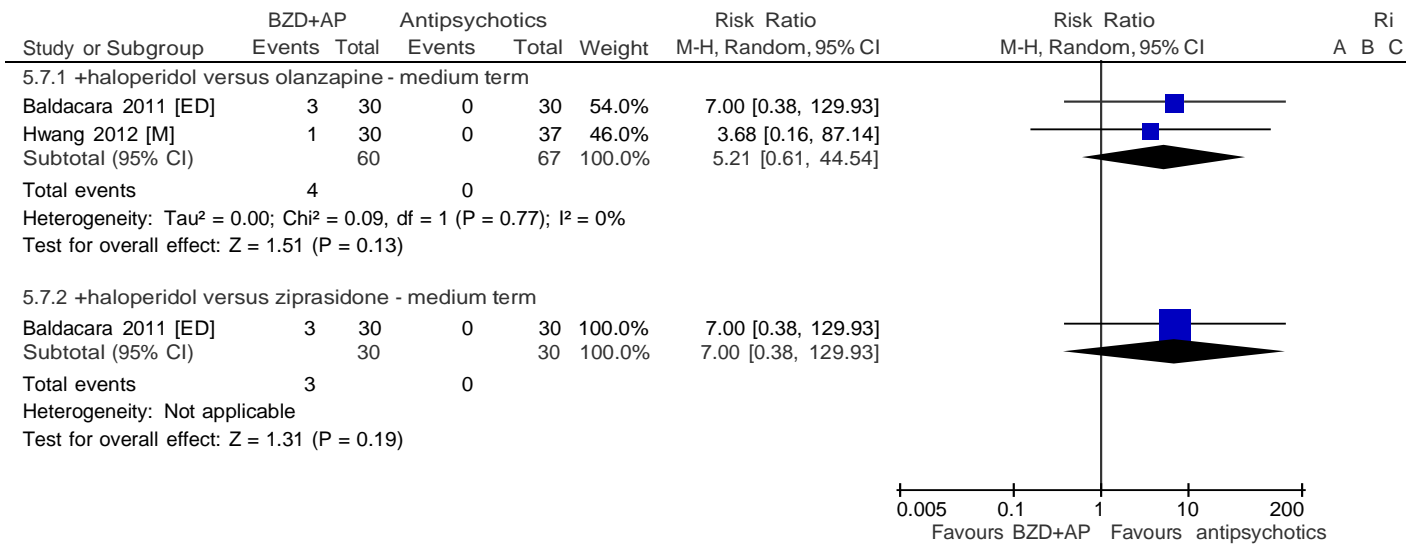


Test for subgroup differences: Chi<sup>2</sup> = 0.48, df = 1 (P = 0.49), I<sup>2</sup> = 0%

Risk of bias legend

- (A) Random sequence generation (selection bias)
- (B) Allocation concealment (selection bias)
- (C) Blinding of participants and personnel (performance bias)
- (D) Blinding of outcome assessment (detection bias)
- (E) Incomplete outcome data (attrition bias)
- (F) Selective reporting (reporting bias)
- (G) Other bias

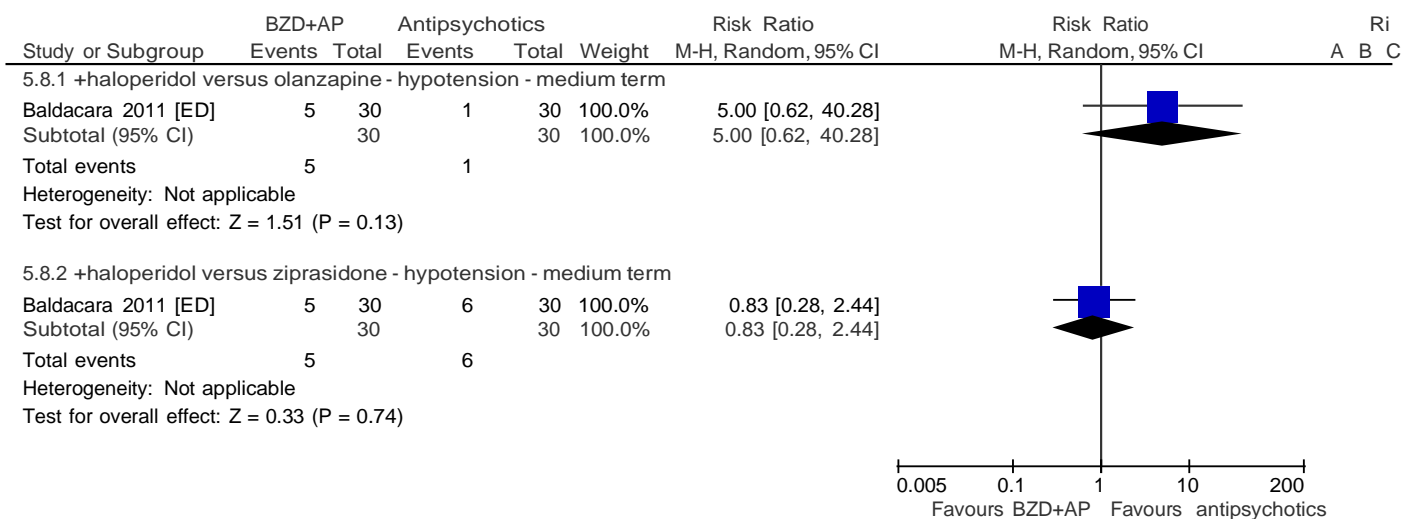
5.7 ADVERSE EFFECTS: 2. EXTRAPYRAMIDAL SYMPTOMS



Risk of bias legend

- (A) Random sequence generation (selection bias)
- (B) Allocation concealment (selection bias)
- (C) Blinding of participants and personnel (performance bias)
- (D) Blinding of outcome assessment (detection bias)
- (E) Incomplete outcome data (attrition bias)
- (F) Selective reporting (reporting bias)
- (G) Other bias

5.8 ADVERSE EFFECTS: 3. SPECIFIC



Risk of bias legend

- (A) Random sequence generation (selection bias)
- (B) Allocation concealment (selection bias)
- (C) Blinding of participants and personnel (performance bias)
- (D) Blinding of outcome assessment (detection bias)
- (E) Incomplete outcome data (attrition bias)
- (F) Selective reporting (reporting bias)
- (G) Other bias



## 6 INTRAMUSCULAR BENZODIAZEPINE PLUS ANTIPSYCHOTIC DRUG VERSUS ANTIPSYCHOTIC DRUG PLUS ANOTHER ANTIPSYCHOTIC DRUG [ADAPTED FROM GILLIES 2013]

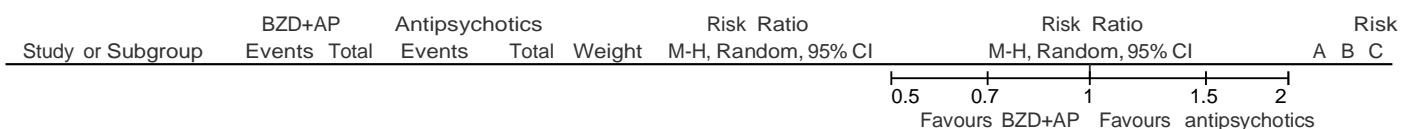
### 6.1 GLOBAL IMPRESSION: 1. NO IMPROVEMENT

Study or Subgroup	BZD+AP		Antipsychotics		Weight	Risk Ratio	Risk Ratio	Risk		
	Events	Total	Events	Total		M-H, Random, 95% CI	M-H, Random, 95% CI	A	B	C

Risk of bias legend

- (A) Random sequence generation (selection bias)
- (B) Allocation concealment (selection bias)
- (C) Blinding of participants and personnel (performance bias)
- (D) Blinding of outcome assessment (detection bias)
- (E) Incomplete outcome data (attrition bias)
- (F) Selective reporting (reporting bias)
- (G) Other bias

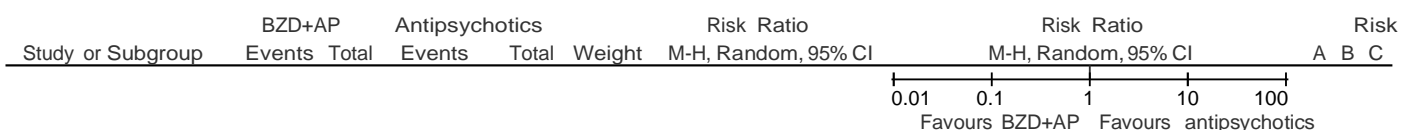
**6.2 GLOBAL IMPRESSION: 2. NEED FOR ADDITIONAL MEDICATION**



Risk of bias legend

- (A) Random sequence generation (selection bias)
- (B) Allocation concealment (selection bias)
- (C) Blinding of participants and personnel (performance bias)
- (D) Blinding of outcome assessment (detection bias)
- (E) Incomplete outcome data (attrition bias)
- (F) Selective reporting (reporting bias)
- (G) Other bias

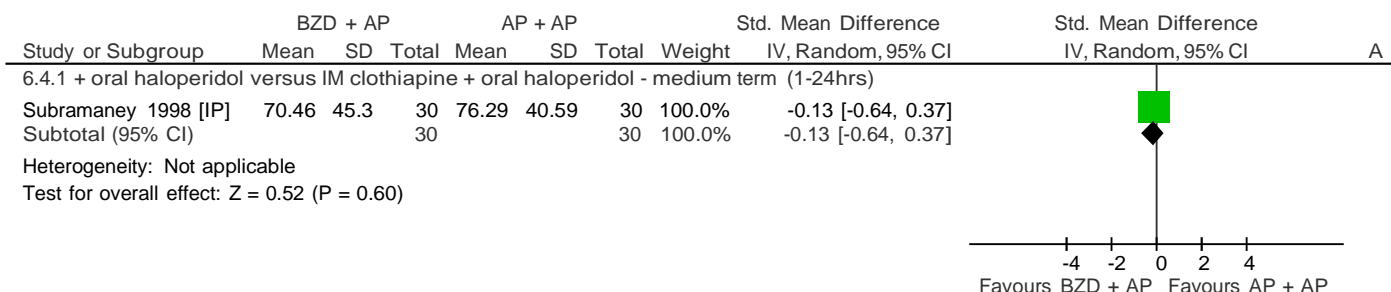
**6.3 GLOBAL IMPRESSION: 3. SEDATION**



Risk of bias legend

- (A) Random sequence generation (selection bias)
- (B) Allocation concealment (selection bias)
- (C) Blinding of participants and personnel (performance bias)
- (D) Blinding of outcome assessment (detection bias)
- (E) Incomplete outcome data (attrition bias)
- (F) Selective reporting (reporting bias)
- (G) Other bias

**6.4 BEHAVIOUR: 1. AVERAGE ENDPOINT SCORE (OAS, HIGH = WORSE)**



Risk of bias legend

- (A) Random sequence generation (selection bias)
- (B) Allocation concealment (selection bias)
- (C) Blinding of participants and personnel (performance bias)
- (D) Blinding of outcome assessment (detection bias)
- (E) Incomplete outcome data (attrition bias)
- (F) Selective reporting (reporting bias)
- (G) Other bias

## 6.5 ADVERSE EFFECTS

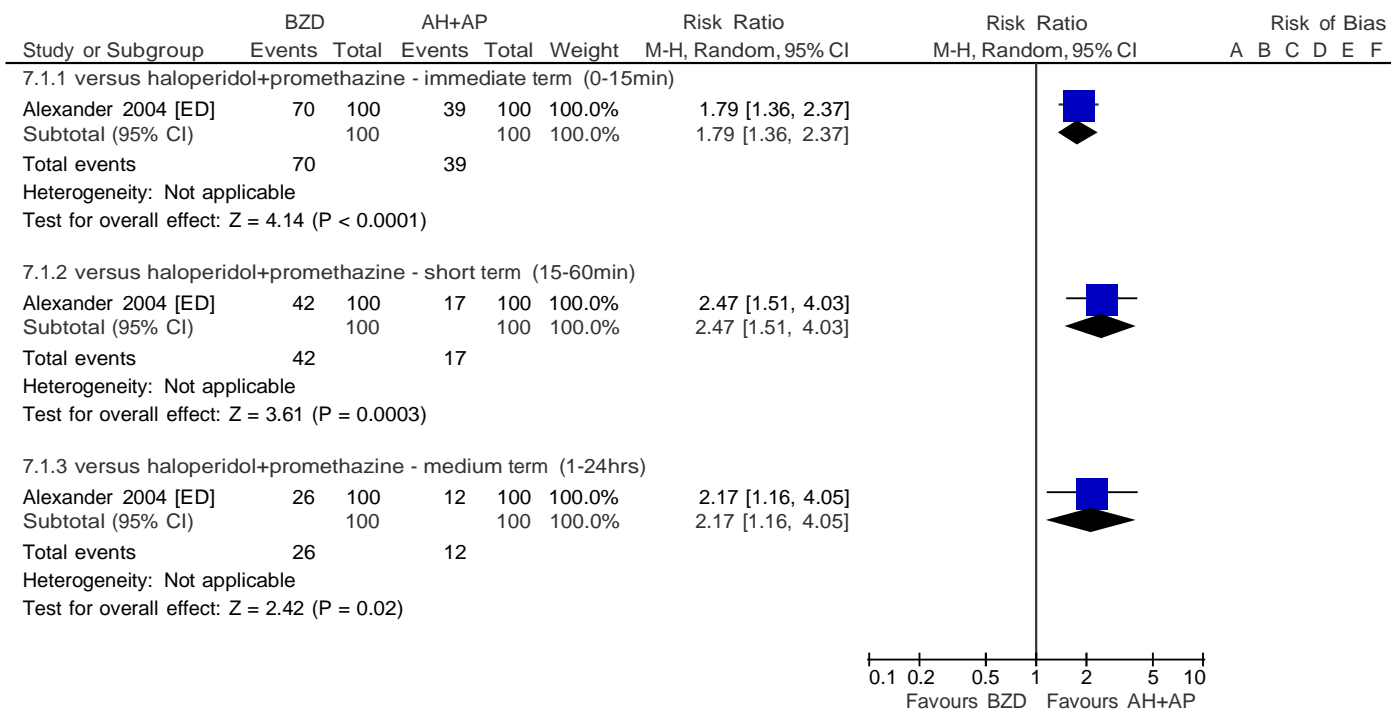
Study or Subgroup	BZD+AP		Antipsychotics		Weight	Risk Ratio	Risk Ratio	Risk		
	Events	Total	Events	Total		M-H, Random, 95% CI	M-H, Random, 95% CI	A	B	C

Risk of bias legend

- (A) Random sequence generation (selection bias)
- (B) Allocation concealment (selection bias)
- (C) Blinding of participants and personnel (performance bias)
- (D) Blinding of outcome assessment (detection bias)
- (E) Incomplete outcome data (attrition bias)
- (F) Selective reporting (reporting bias)
- (G) Other bias

## 7 INTRAMUSCULAR BENZODIAZEPINE VERSUS ANTIPSYCHOTIC DRUG PLUS ANTIHISTAMINE [ADAPTED FROM GILLIES 2013]

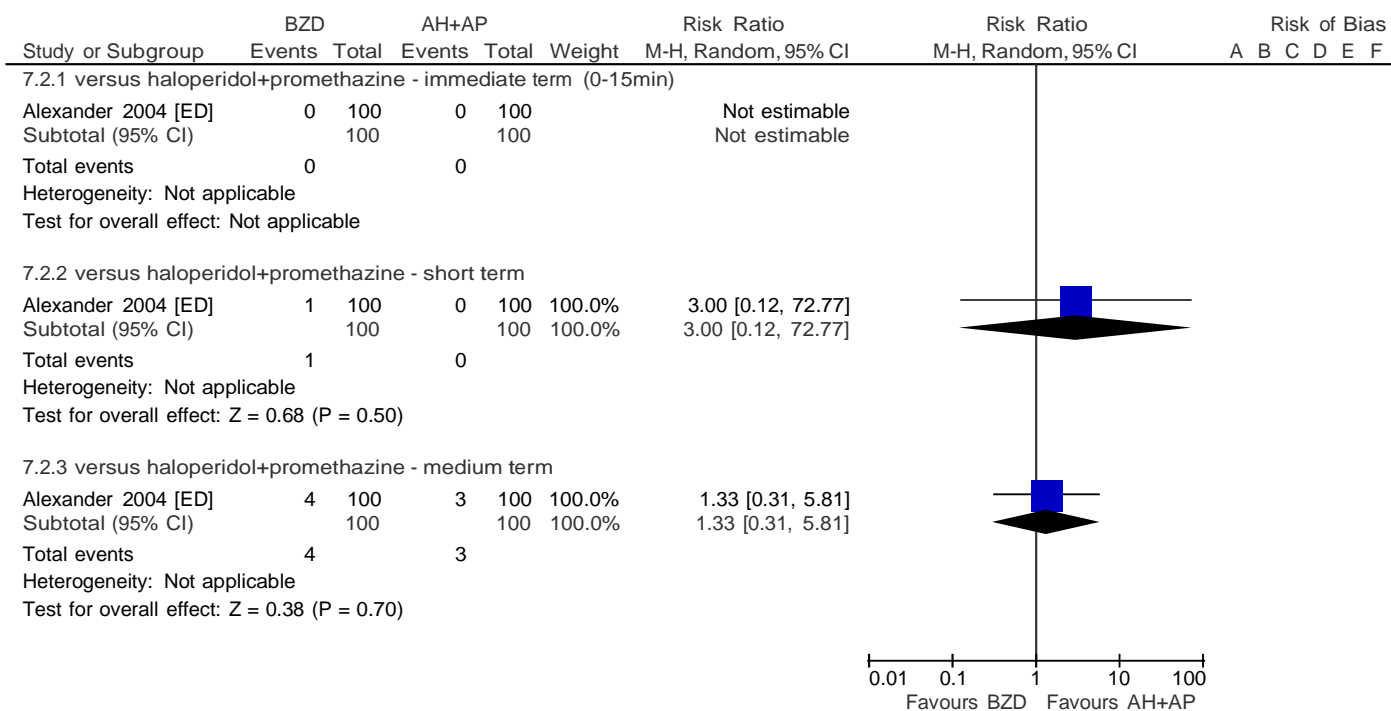
### 7.1 GLOBAL IMPRESSION: 1. NO IMPROVEMENT



#### Risk of bias legend

- (A) Random sequence generation (selection bias)
- (B) Allocation concealment (selection bias)
- (C) Blinding of participants and personnel (performance bias)
- (D) Blinding of outcome assessment (detection bias)
- (E) Incomplete outcome data (attrition bias)
- (F) Selective reporting (reporting bias)
- (G) Other bias

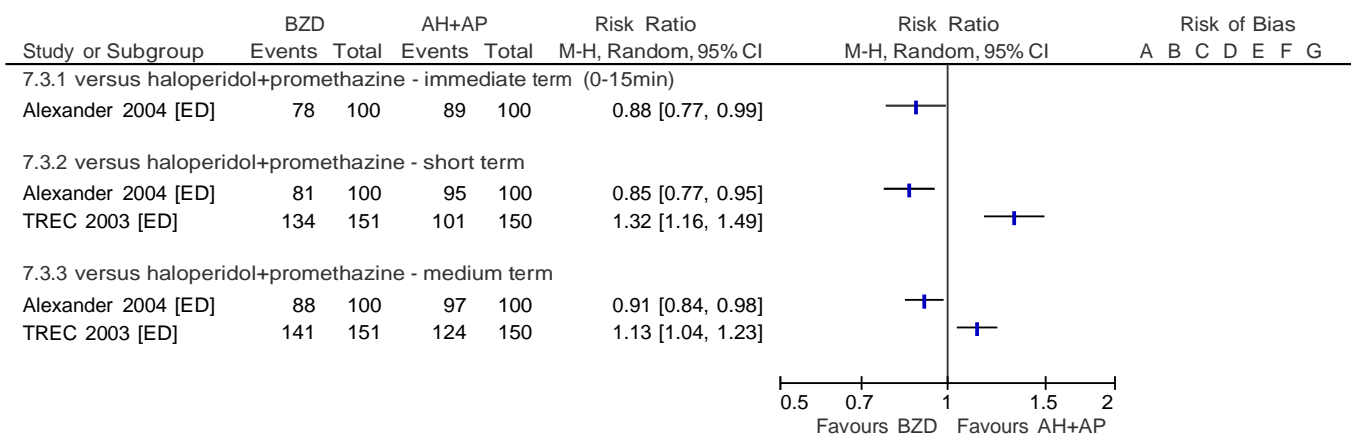
**7.2 GLOBAL IMPRESSION: 2. NEED FOR ADDITIONAL MEDICATION**



Risk of bias legend

- (A) Random sequence generation (selection bias)
- (B) Allocation concealment (selection bias)
- (C) Blinding of participants and personnel (performance bias)
- (D) Blinding of outcome assessment (detection bias)
- (E) Incomplete outcome data (attrition bias)
- (F) Selective reporting (reporting bias)
- (G) Other bias

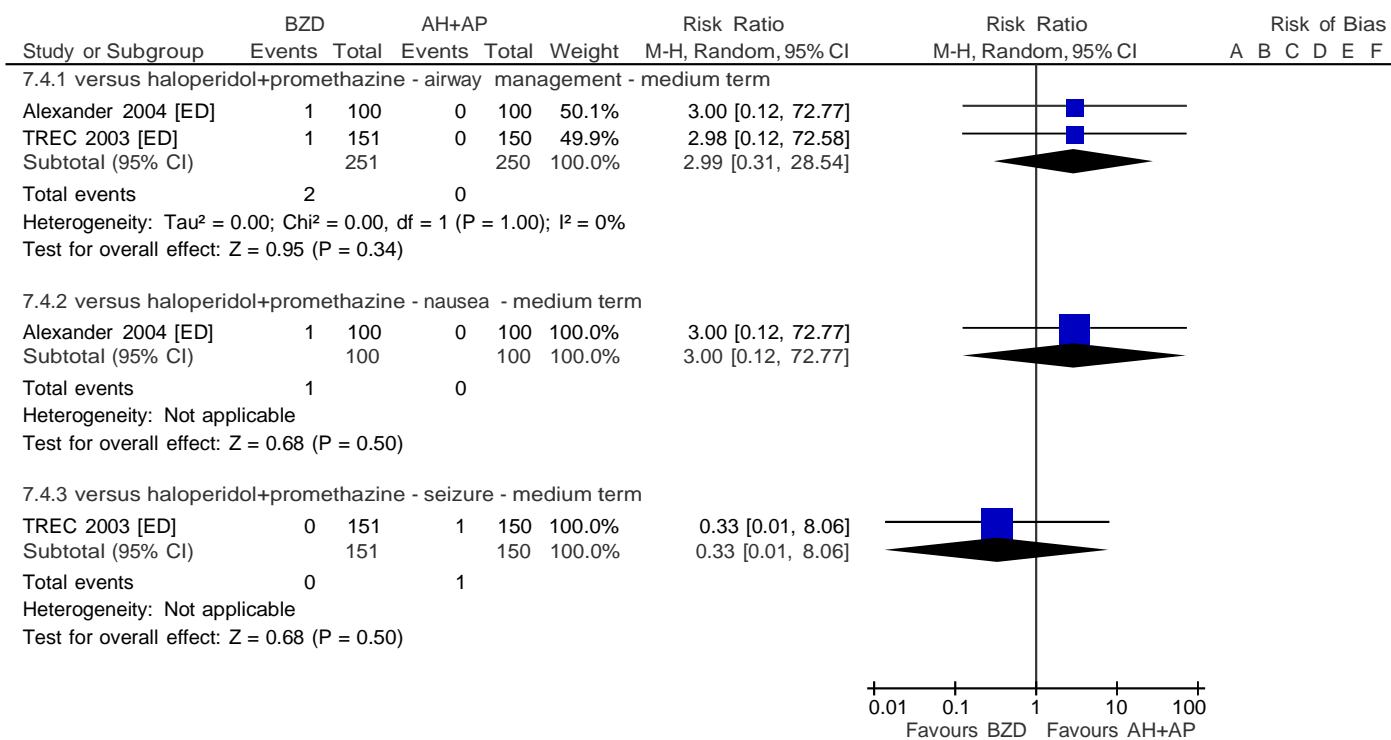
### 7.3 GLOBAL IMPRESSION: 3. SEDATION (TRANQUIL OR ASLEEP)



Risk of bias legend

- (A) Random sequence generation (selection bias)
- (B) Allocation concealment (selection bias)
- (C) Blinding of participants and personnel (performance bias)
- (D) Blinding of outcome assessment (detection bias)
- (E) Incomplete outcome data (attrition bias)
- (F) Selective reporting (reporting bias)
- (G) Other bias

7.4 ADVERSE EFFECTS: 1. SPECIFIC



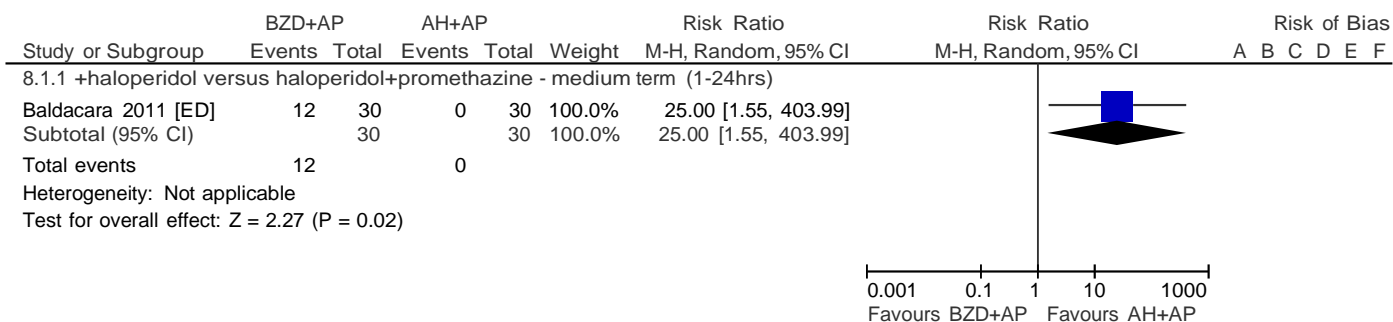
Test for subgroup differences: Chi<sup>2</sup> = 1.37, df = 2 (P = 0.50), I<sup>2</sup> = 0%

Risk of bias legend

- (A) Random sequence generation (selection bias)
- (B) Allocation concealment (selection bias)
- (C) Blinding of participants and personnel (performance bias)
- (D) Blinding of outcome assessment (detection bias)
- (E) Incomplete outcome data (attrition bias)
- (F) Selective reporting (reporting bias)
- (G) Other bias

## 8 INTRAMUSCULAR BENZODIAZEPINE PLUS ANTIPSYCHOTIC DRUG VERSUS ANTIPSYCHOTIC DRUG PLUS ANTIHISTAMINE [ADAPTED FROM GILLIES 2013]

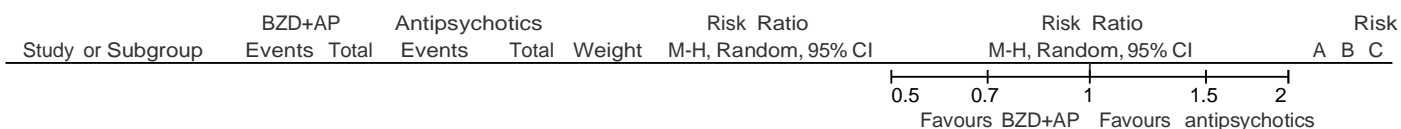
### 8.1 GLOBAL IMPRESSION: 1. NO IMPROVEMENT



Risk of bias legend

- (A) Random sequence generation (selection bias)
- (B) Allocation concealment (selection bias)
- (C) Blinding of participants and personnel (performance bias)
- (D) Blinding of outcome assessment (detection bias)
- (E) Incomplete outcome data (attrition bias)
- (F) Selective reporting (reporting bias)
- (G) Other bias

### 8.2 GLOBAL IMPRESSION: 2. NEED FOR ADDITIONAL MEDICATION

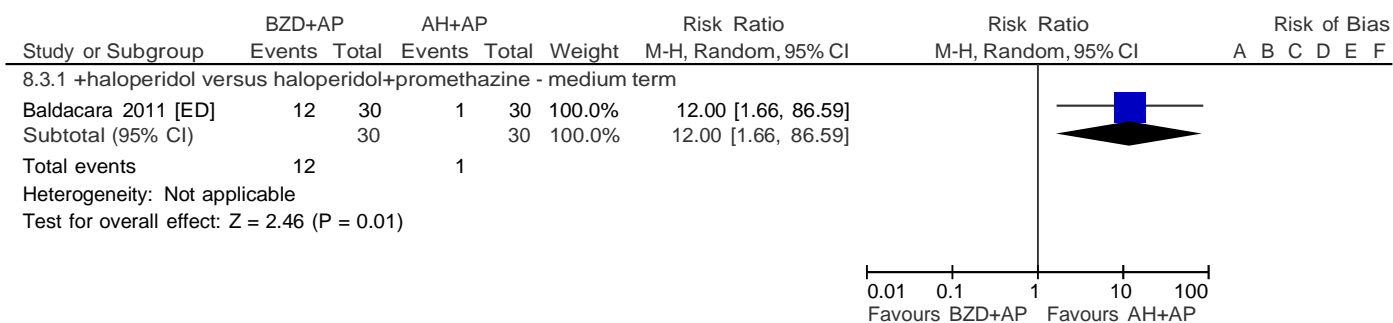


Risk of bias legend

- (A) Random sequence generation (selection bias)
- (B) Allocation concealment (selection bias)
- (C) Blinding of participants and personnel (performance bias)
- (D) Blinding of outcome assessment (detection bias)
- (E) Incomplete outcome data (attrition bias)
- (F) Selective reporting (reporting bias)
- (G) Other bias



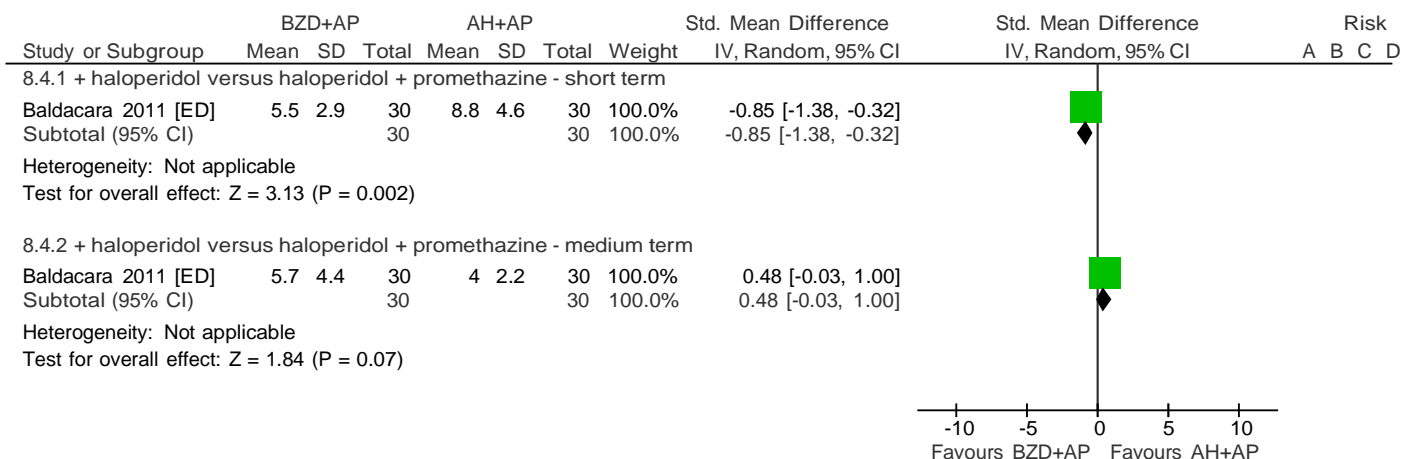
### 8.3 GLOBAL IMPRESSION: 3. SEDATION



Risk of bias legend

- (A) Random sequence generation (selection bias)
- (B) Allocation concealment (selection bias)
- (C) Blinding of participants and personnel (performance bias)
- (D) Blinding of outcome assessment (detection bias)
- (E) Incomplete outcome data (attrition bias)
- (F) Selective reporting (reporting bias)
- (G) Other bias

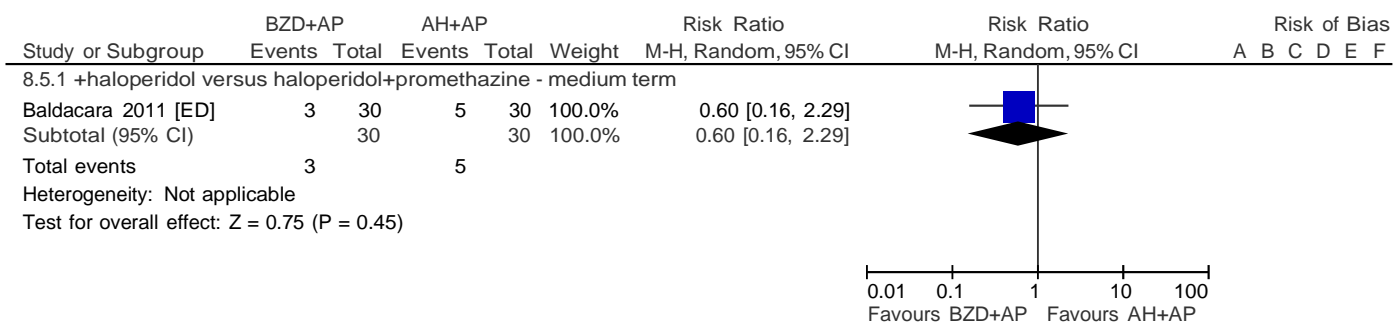
### 8.4 BEHAVIOUR: 1. AVERAGE ENDPOINT SCORE (OAS, HIGH = WORSE)



Risk of bias legend

- (A) Random sequence generation (selection bias)
- (B) Allocation concealment (selection bias)
- (C) Blinding of participants and personnel (performance bias)
- (D) Blinding of outcome assessment (detection bias)
- (E) Incomplete outcome data (attrition bias)
- (F) Selective reporting (reporting bias)
- (G) Other bias

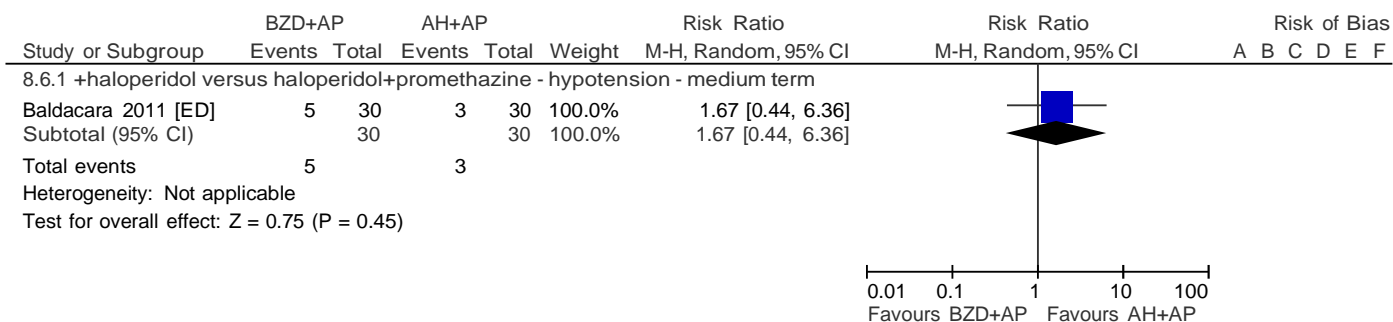
### 8.5 ADVERSE EFFECTS: 1. EXTRAPYRAMIDAL SYMPTOMS



Risk of bias legend

- (A) Random sequence generation (selection bias)
- (B) Allocation concealment (selection bias)
- (C) Blinding of participants and personnel (performance bias)
- (D) Blinding of outcome assessment (detection bias)
- (E) Incomplete outcome data (attrition bias)
- (F) Selective reporting (reporting bias)
- (G) Other bias

### 8.6 ADVERSE EFFECTS: 2. SPECIFIC

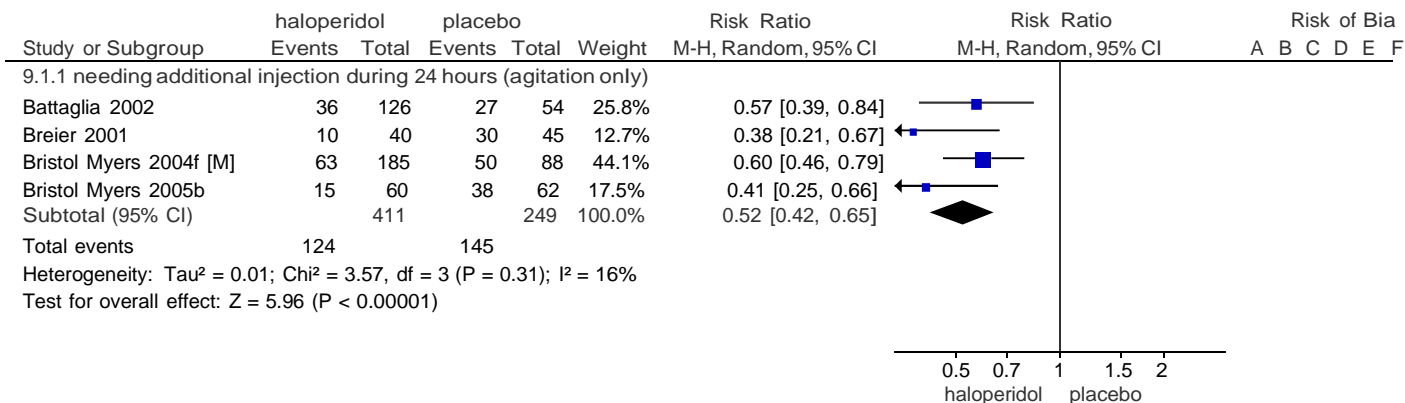


Risk of bias legend

- (A) Random sequence generation (selection bias)
- (B) Allocation concealment (selection bias)
- (C) Blinding of participants and personnel (performance bias)
- (D) Blinding of outcome assessment (detection bias)
- (E) Incomplete outcome data (attrition bias)
- (F) Selective reporting (reporting bias)
- (G) Other bias

## 9 INTRAMUSCULAR HALOPERIDOL VERSUS PLACEBO [ADAPTED FROM POWNEY 2012]

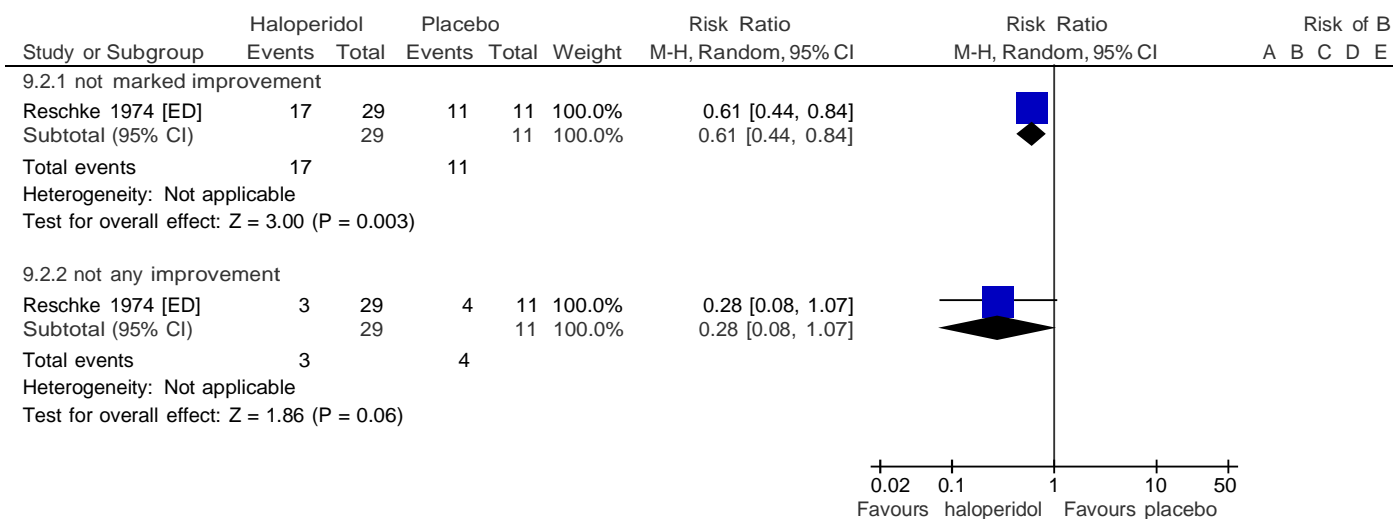
### 9.1 REPEATED NEED FOR TRANQUILLISATION



#### Risk of bias legend

- (A) Random sequence generation (selection bias)
- (B) Allocation concealment (selection bias)
- (C) Blinding of participants and personnel (performance bias)
- (D) Blinding of outcome assessment (detection bias)
- (E) Incomplete outcome data (attrition bias)
- (F) Selective reporting (reporting bias)
- (G) Other bias

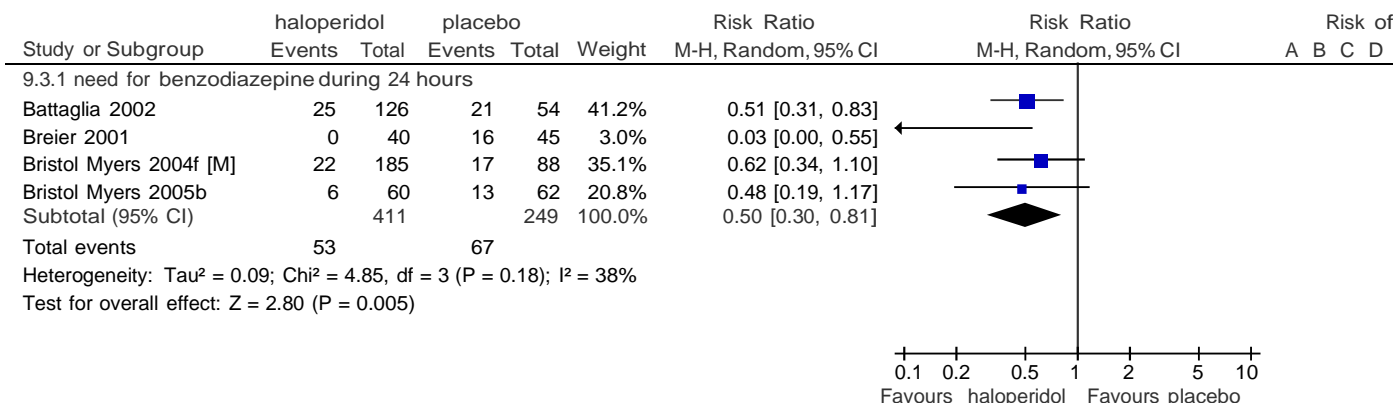
**9.2 GLOBAL IMPRESSION: 1. NOT IMPROVED**



Risk of bias legend

- (A) Random sequence generation (selection bias)
- (B) Allocation concealment (selection bias)
- (C) Blinding of participants and personnel (performance bias)
- (D) Blinding of outcome assessment (detection bias)
- (E) Incomplete outcome data (attrition bias)
- (F) Selective reporting (reporting bias)
- (G) Other bias

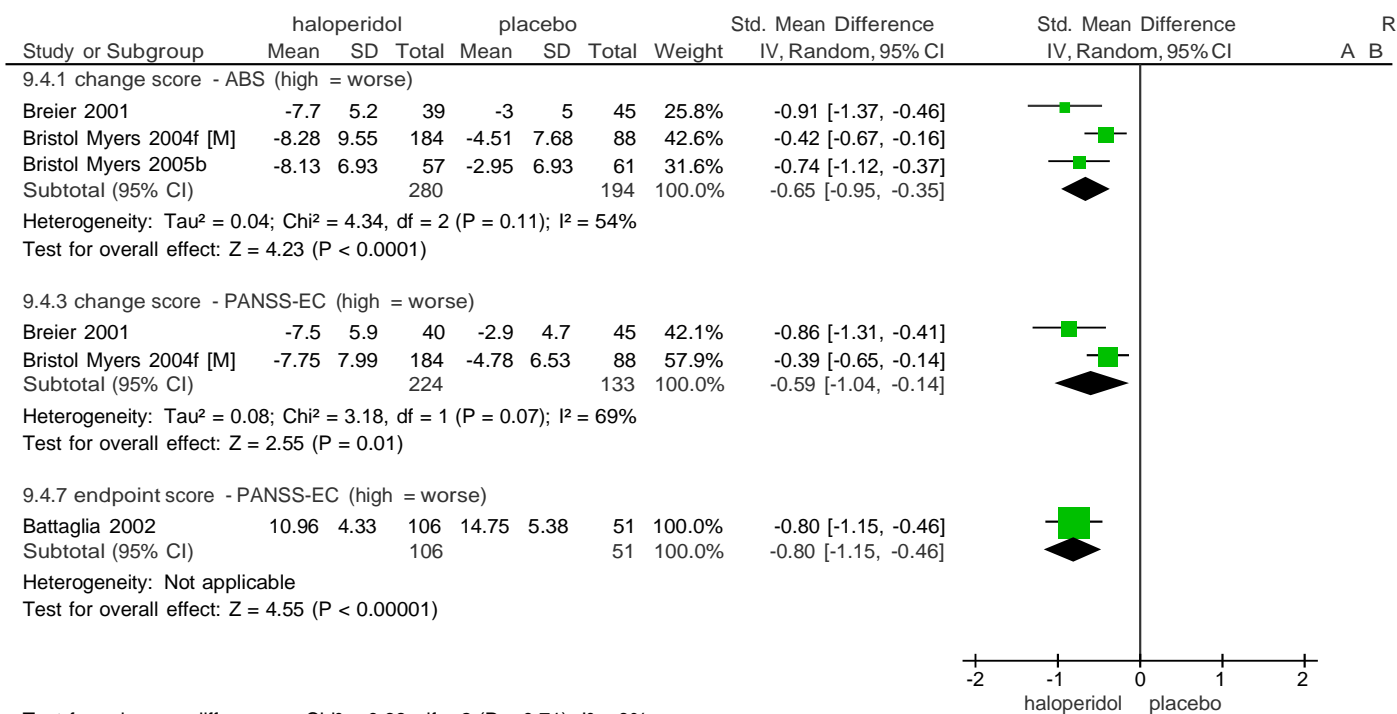
**9.3 GLOBAL IMPRESSION: 2. NEED FOR BENZODIAZEPINE DURING 24 HOURS**



Risk of bias legend

- (A) Random sequence generation (selection bias)
- (B) Allocation concealment (selection bias)
- (C) Blinding of participants and personnel (performance bias)
- (D) Blinding of outcome assessment (detection bias)
- (E) Incomplete outcome data (attrition bias)
- (F) Selective reporting (reporting bias)
- (G) Other bias

9.4 SPECIFIC BEHAVIOUR – AGITATION: 2A. AVERAGE SCORE – BY ABOUT 2 HOURS

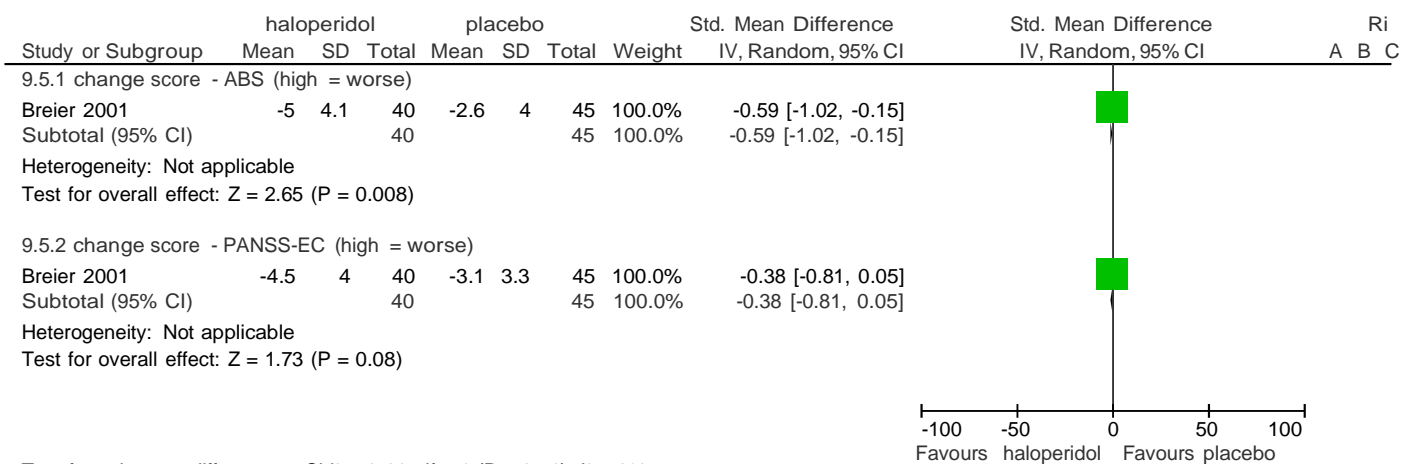


Test for subgroup differences: Chi<sup>2</sup> = 0.68, df = 2 (P = 0.71), I<sup>2</sup> = 0%

Risk of bias legend

- (A) Random sequence generation (selection bias)
- (B) Allocation concealment (selection bias)
- (C) Blinding of participants and personnel (performance bias)
- (D) Blinding of outcome assessment (detection bias)
- (E) Incomplete outcome data (attrition bias)
- (F) Selective reporting (reporting bias)
- (G) Other bias

9.5 SPECIFIC BEHAVIOUR – AGITATION: 2B. AVERAGE SCORE – BY ABOUT 24 HOURS

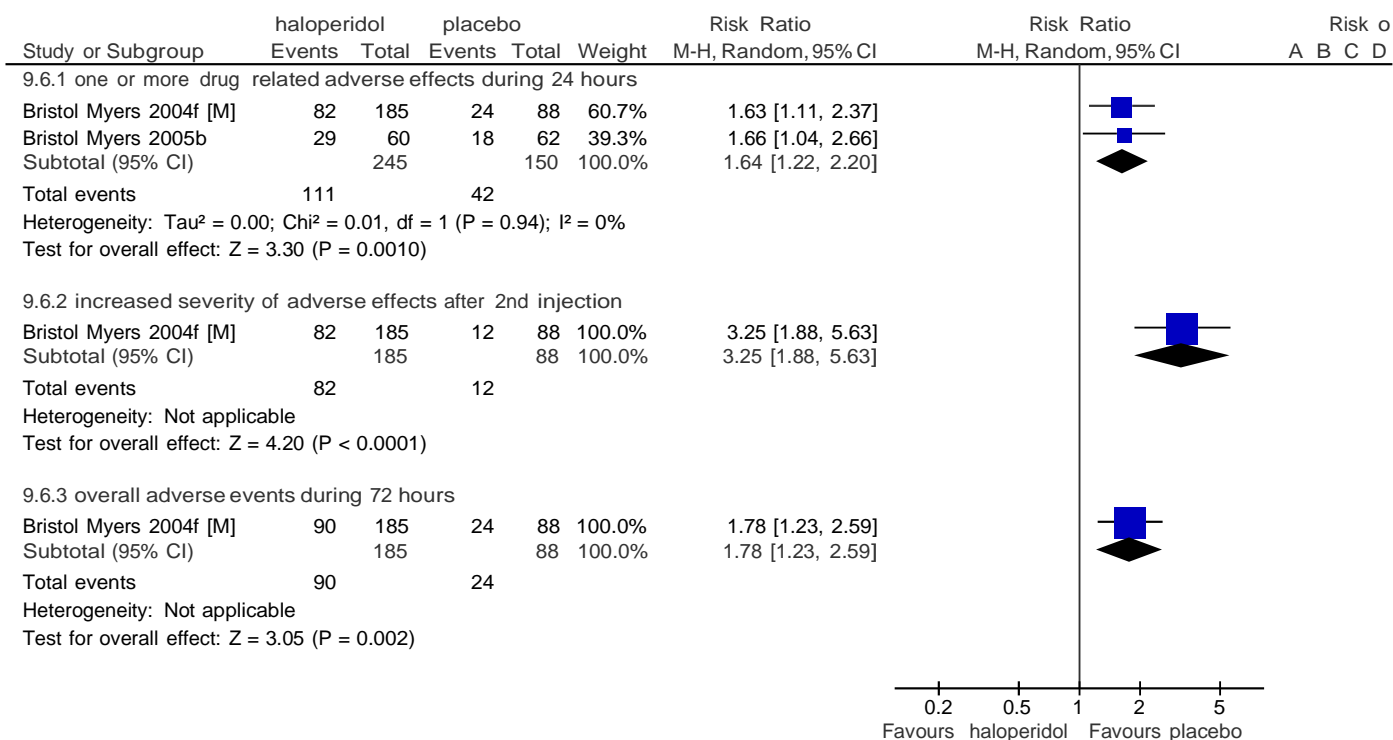


Test for subgroup differences: Chi<sup>2</sup> = 0.44, df = 1 (P = 0.51), I<sup>2</sup> = 0%

Risk of bias legend

- (A) Random sequence generation (selection bias)
- (B) Allocation concealment (selection bias)
- (C) Blinding of participants and personnel (performance bias)
- (D) Blinding of outcome assessment (detection bias)
- (E) Incomplete outcome data (attrition bias)
- (F) Selective reporting (reporting bias)
- (G) Other bias

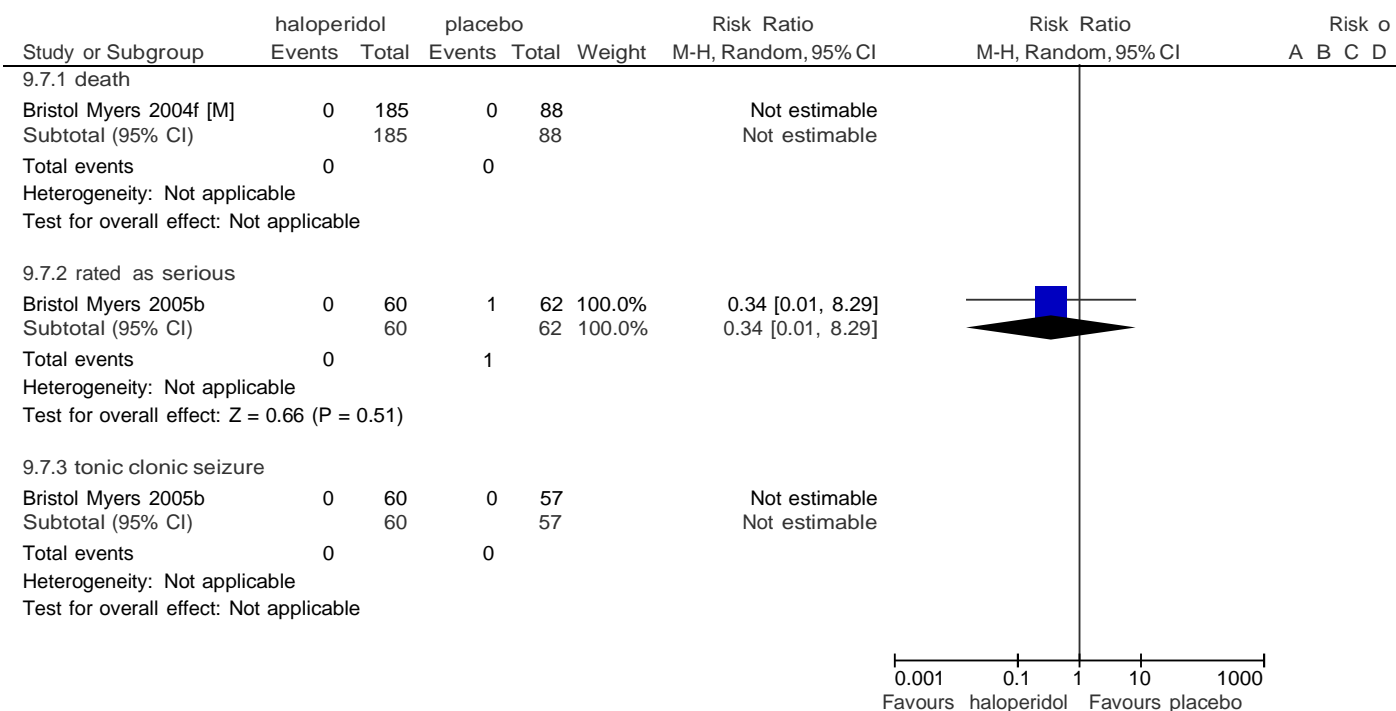
9.6 ADVERSE EFFECTS: 1. GENERAL



Risk of bias legend

- (A) Random sequence generation (selection bias)
- (B) Allocation concealment (selection bias)
- (C) Blinding of participants and personnel (performance bias)
- (D) Blinding of outcome assessment (detection bias)
- (E) Incomplete outcome data (attrition bias)
- (F) Selective reporting (reporting bias)
- (G) Other bias

9.7 ADVERSE EFFECTS: 2. GENERAL – SERIOUS

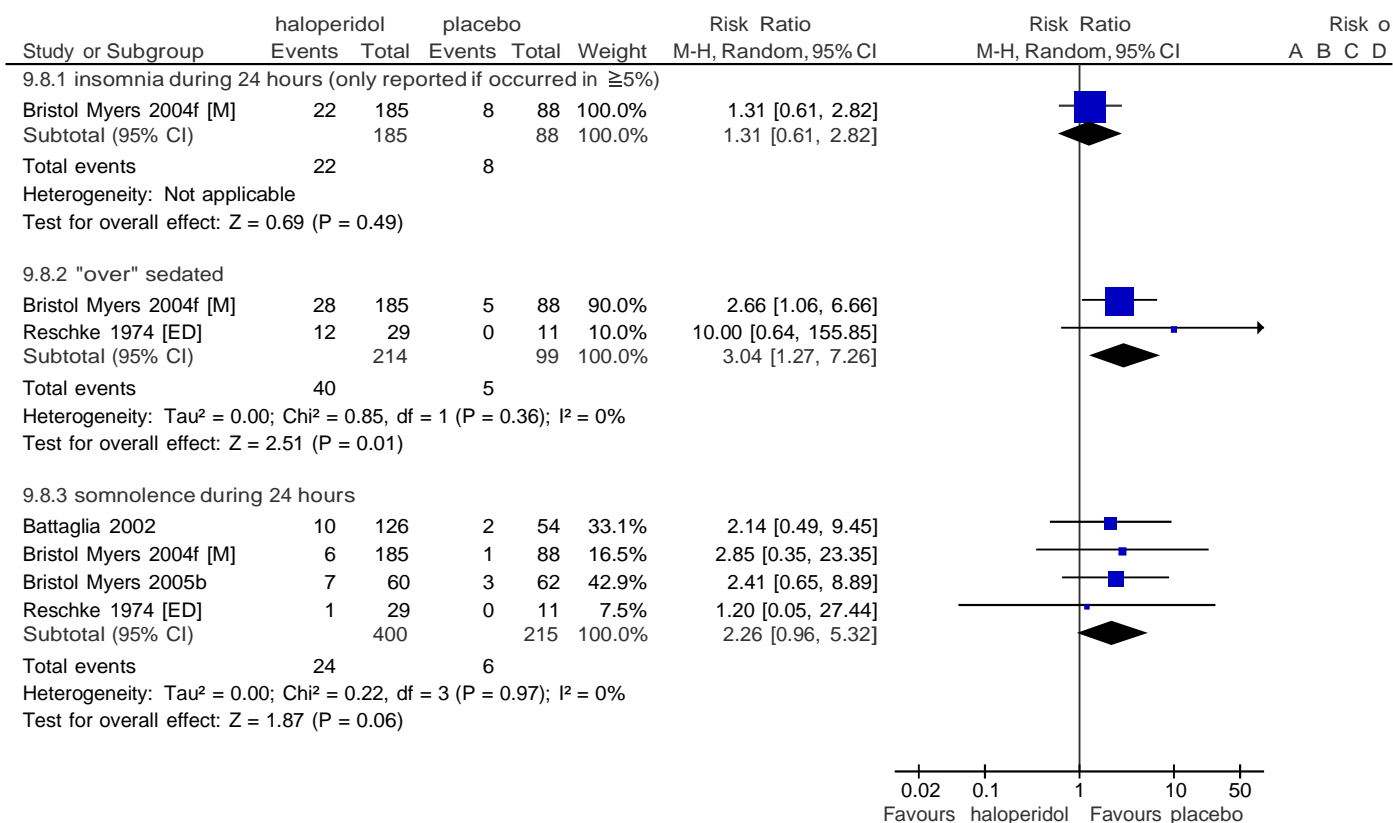


Risk of bias legend

- (A) Random sequence generation (selection bias)
- (B) Allocation concealment (selection bias)
- (C) Blinding of participants and personnel (performance bias)
- (D) Blinding of outcome assessment (detection bias)
- (E) Incomplete outcome data (attrition bias)
- (F) Selective reporting (reporting bias)
- (G) Other bias



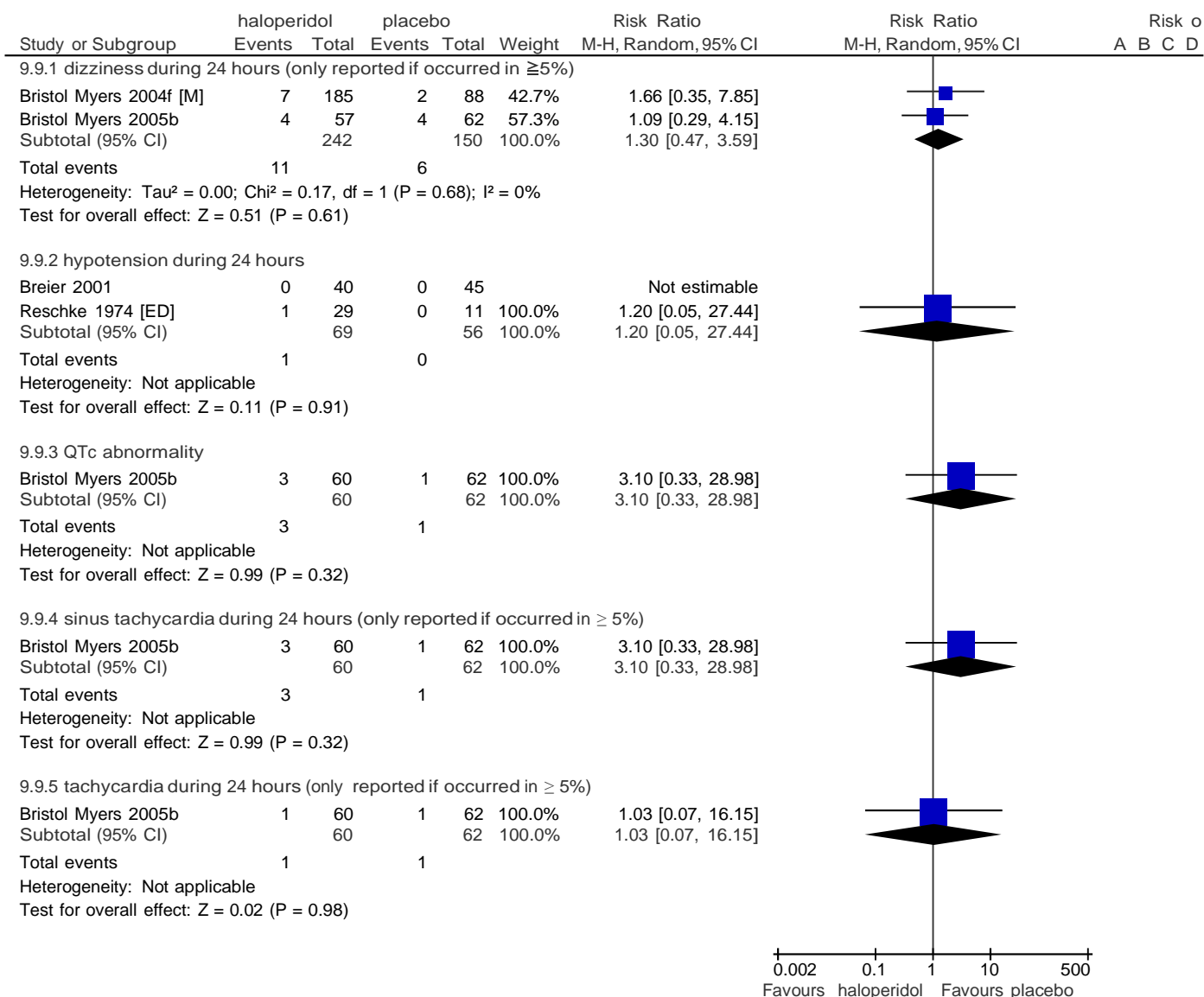
9.8 ADVERSE EFFECTS: 3. SPECIFIC – AROUSAL LEVEL



Risk of bias legend

- (A) Random sequence generation (selection bias)
- (B) Allocation concealment (selection bias)
- (C) Blinding of participants and personnel (performance bias)
- (D) Blinding of outcome assessment (detection bias)
- (E) Incomplete outcome data (attrition bias)
- (F) Selective reporting (reporting bias)
- (G) Other bias

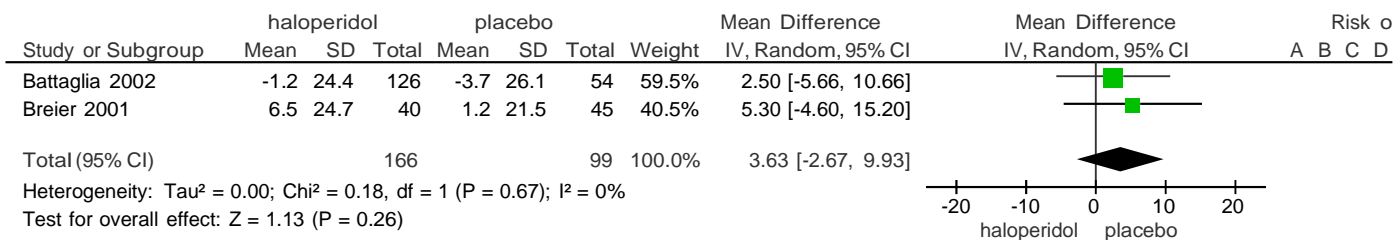
9.9 ADVERSE EFFECTS: 4A. SPECIFIC – CARDIAC: I. MISCELLANEOUS OUTCOMES



Risk of bias legend

- (A) Random sequence generation (selection bias)
- (B) Allocation concealment (selection bias)
- (C) Blinding of participants and personnel (performance bias)
- (D) Blinding of outcome assessment (detection bias)
- (E) Incomplete outcome data (attrition bias)
- (F) Selective reporting (reporting bias)
- (G) Other bias

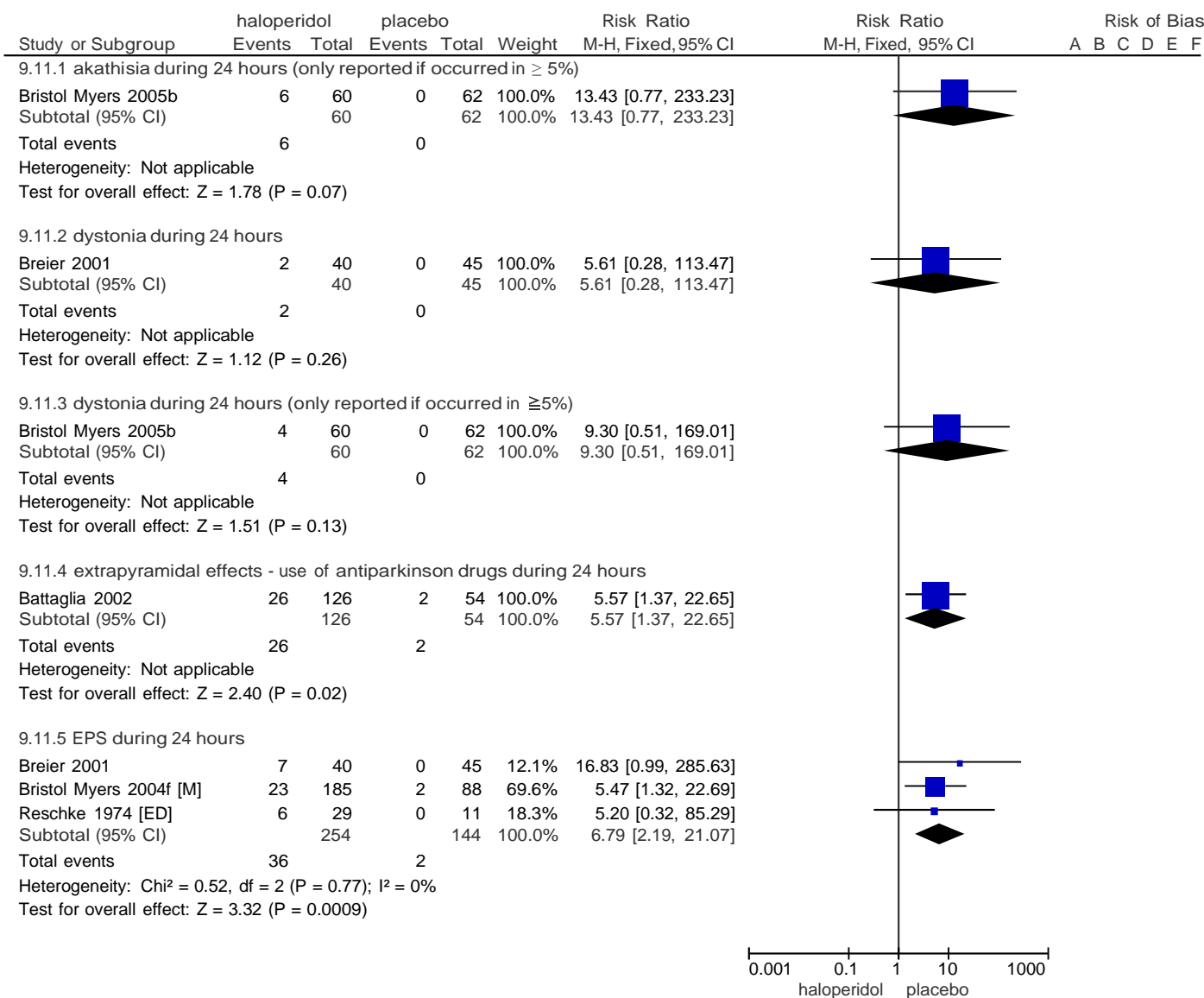
**9.10 ADVERSE EFFECTS: 4B. SPECIFIC - CARDIAC: II. QTC INTERVAL (AVERAGE CHANGE AT 24 HOURS)**



Risk of bias legend

- (A) Random sequence generation (selection bias)
- (B) Allocation concealment (selection bias)
- (C) Blinding of participants and personnel (performance bias)
- (D) Blinding of outcome assessment (detection bias)
- (E) Incomplete outcome data (attrition bias)
- (F) Selective reporting (reporting bias)
- (G) Other bias

9.11 ADVERSE EFFECTS: 5A. SPECIFIC – MOVEMENT DISORDERS

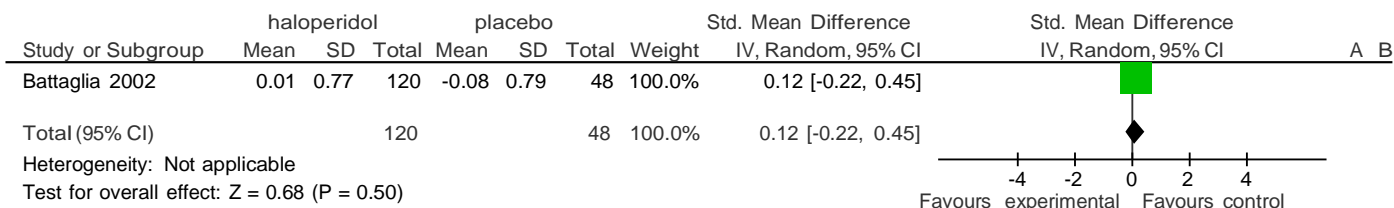


Test for subgroup differences: Chi<sup>2</sup> = 0.36, df = 4 (P = 0.99), I<sup>2</sup> = 0%

Risk of bias legend

- (A) Random sequence generation (selection bias)
- (B) Allocation concealment (selection bias)
- (C) Blinding of participants and personnel (performance bias)
- (D) Blinding of outcome assessment (detection bias)
- (E) Incomplete outcome data (attrition bias)
- (F) Selective reporting (reporting bias)
- (G) Other bias

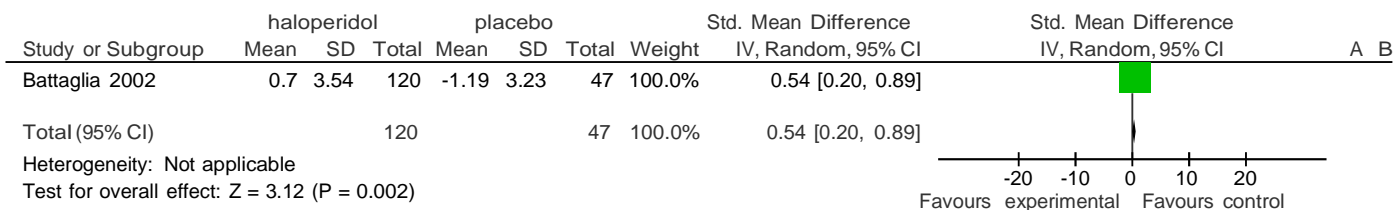
**9.12 ADVERSE EFFECTS: 5B. SPECIFIC – MOVEMENT DISORDERS: I. AVERAGE CHANGE SCORE (BARNES AKATHISIA SCALE, HIGH = WORSE)**



Risk of bias legend

- (A) Random sequence generation (selection bias)
- (B) Allocation concealment (selection bias)
- (C) Blinding of participants and personnel (performance bias)
- (D) Blinding of outcome assessment (detection bias)
- (E) Incomplete outcome data (attrition bias)
- (F) Selective reporting (reporting bias)
- (G) Other bias

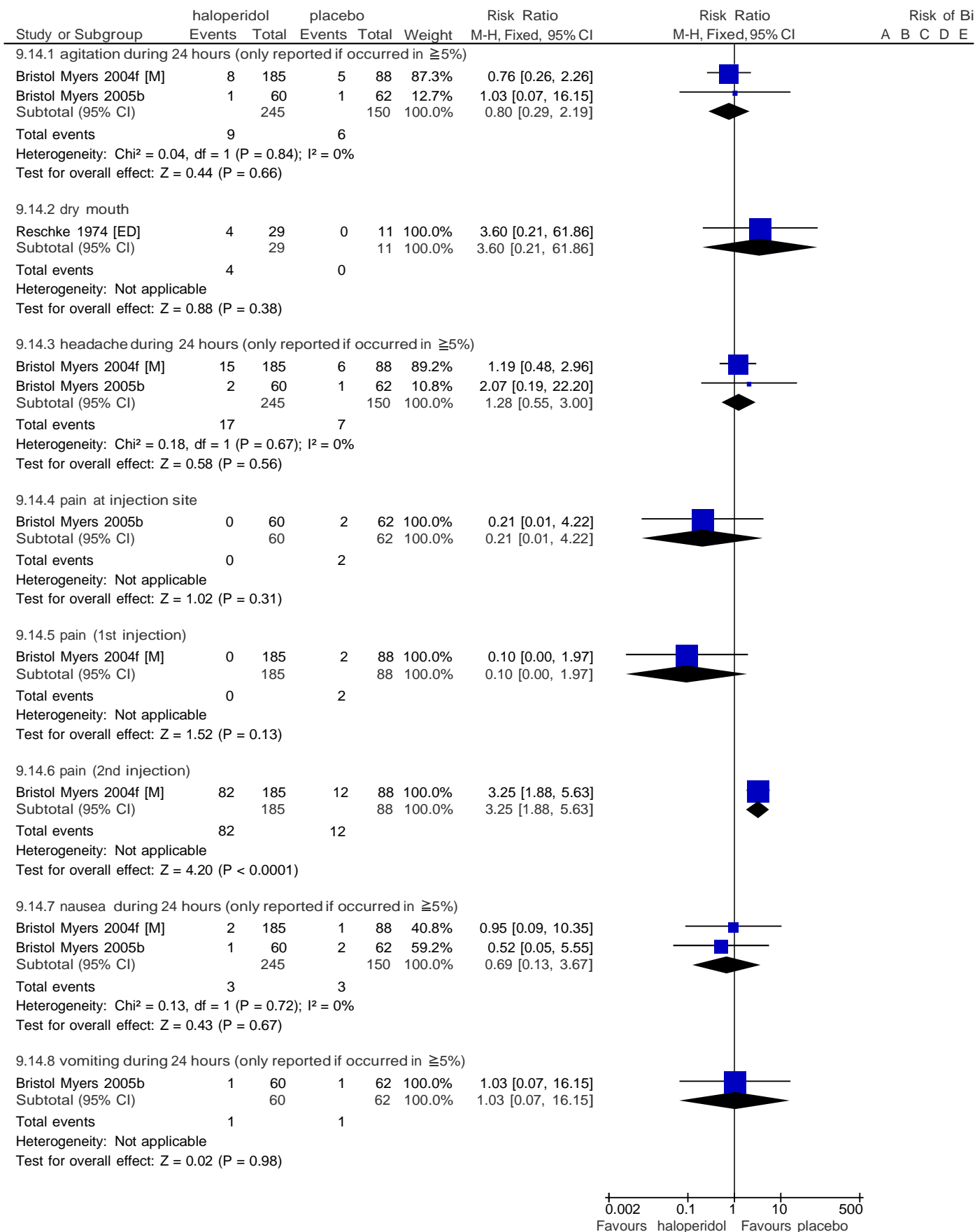
**9.13 ADVERSE EFFECTS: 5C. SPECIFIC – MOVEMENT DISORDERS: II. AVERAGE CHANGE SCORE (SAS, HIGH = WORSE)**



Risk of bias legend

- (A) Random sequence generation (selection bias)
- (B) Allocation concealment (selection bias)
- (C) Blinding of participants and personnel (performance bias)
- (D) Blinding of outcome assessment (detection bias)
- (E) Incomplete outcome data (attrition bias)
- (F) Selective reporting (reporting bias)
- (G) Other bias

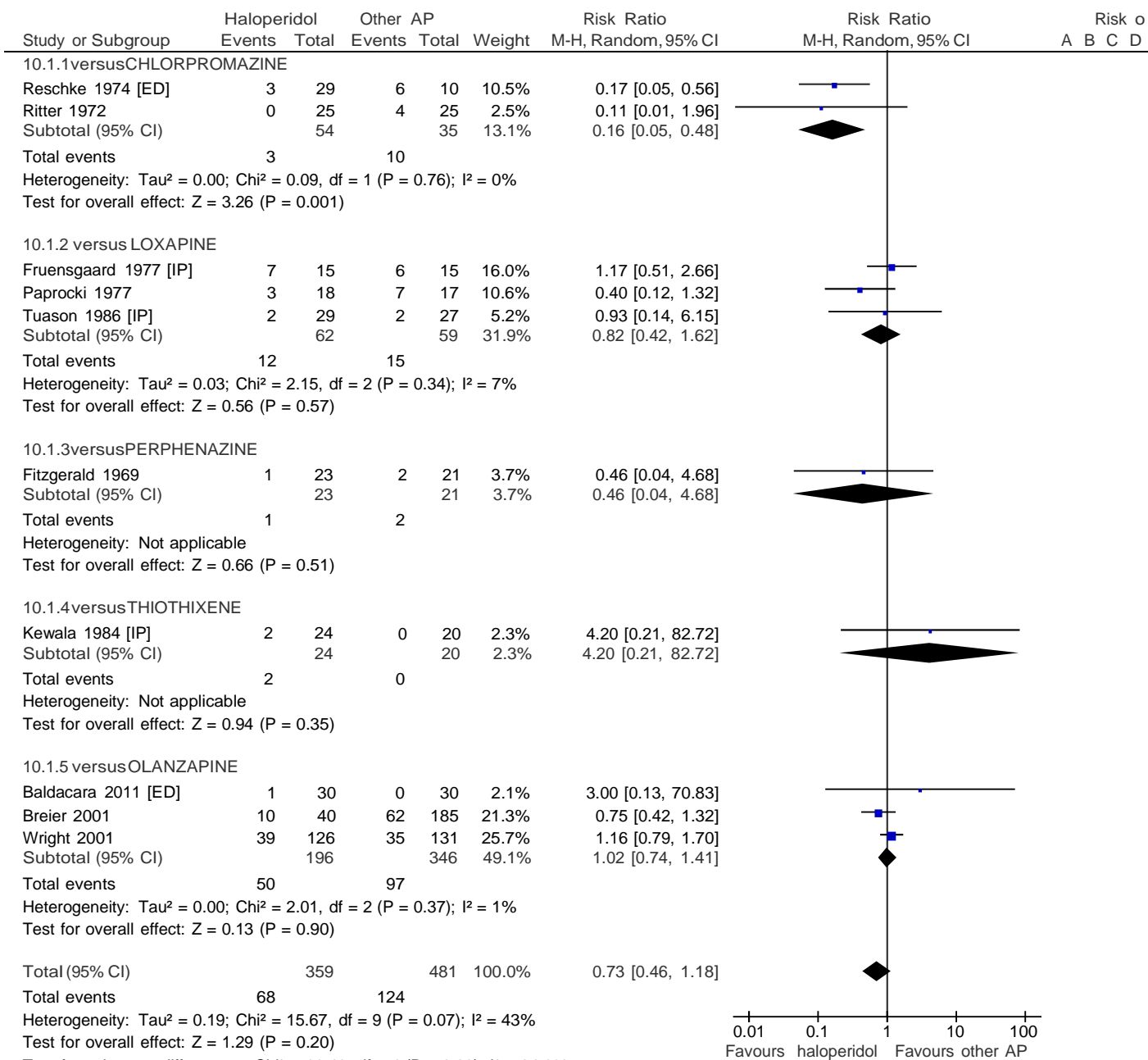
9.14 ADVERSE EFFECTS: 6. SPECIFIC – MISCELLANEOUS



- (E) Incomplete outcome data (attrition bias)
- (F) Selective reporting (reporting bias)
- (G) Other bias

## 10 INTRAMUSCULAR HALOPERIDOL VERSUS OTHER ANTIPSYCHOTIC DRUG [ADAPTED FROM POWNEY 2012]

### 10.1 GLOBAL IMPRESSION: 1. NOT IMPROVED

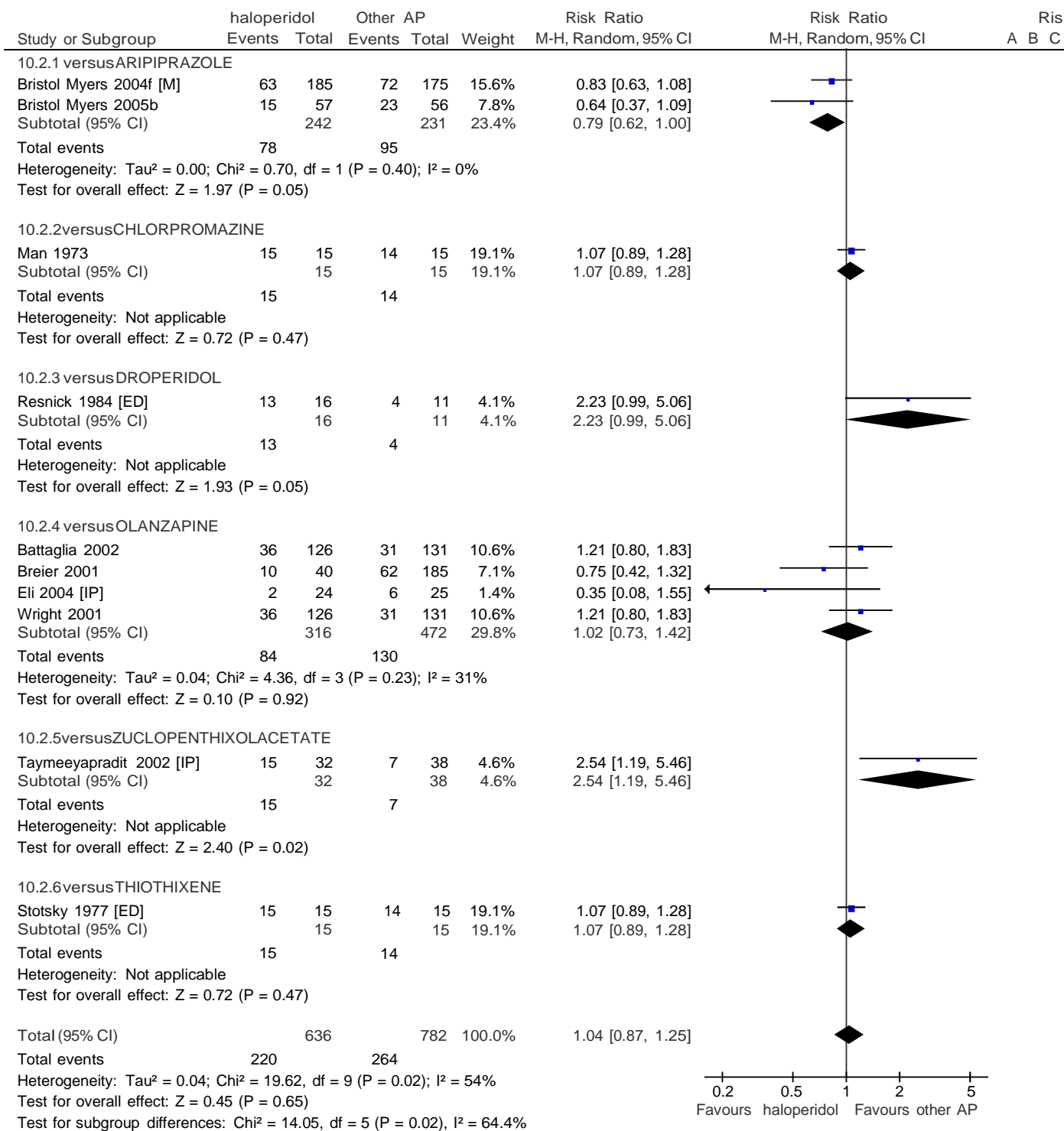


Risk of bias legend

- (A) Random sequence generation (selection bias)
- (B) Allocation concealment (selection bias)
- (C) Blinding of participants and personnel (performance bias)
- (D) Blinding of outcome assessment (detection bias)
- (E) Incomplete outcome data (attrition bias)
- (F) Selective reporting (reporting bias)
- (G) Other bias



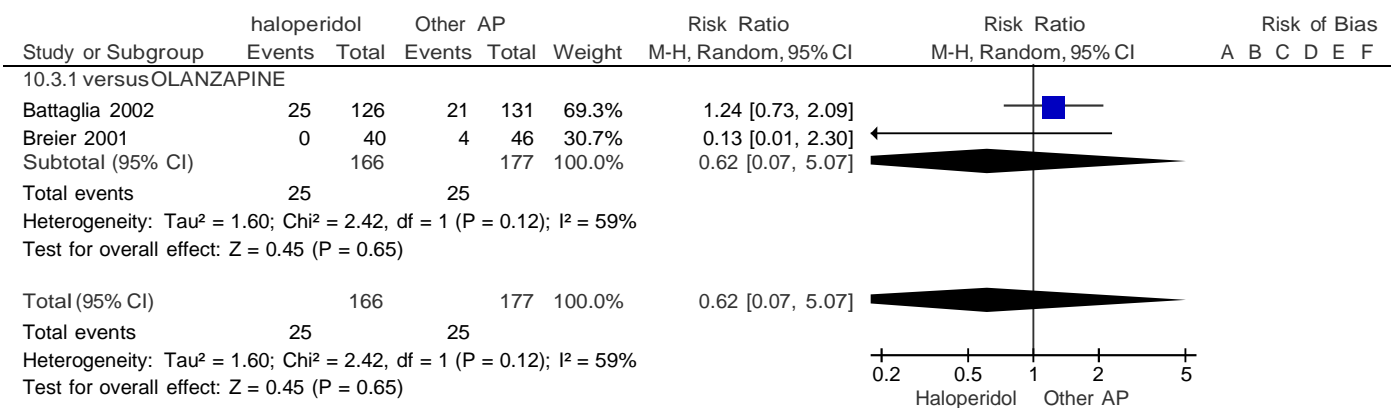
## 10.2 GLOBAL IMPRESSION: 2. REPEATED NEED FOR RAPID TRANQUILLISATION: NEEDING ADDITIONAL INJECTION



### Risk of bias legend

- (A) Random sequence generation (selection bias)
- (B) Allocation concealment (selection bias)
- (C) Blinding of participants and personnel (performance bias)
- (D) Blinding of outcome assessment (detection bias)
- (E) Incomplete outcome data (attrition bias)
- (F) Selective reporting (reporting bias)
- (G) Other bias

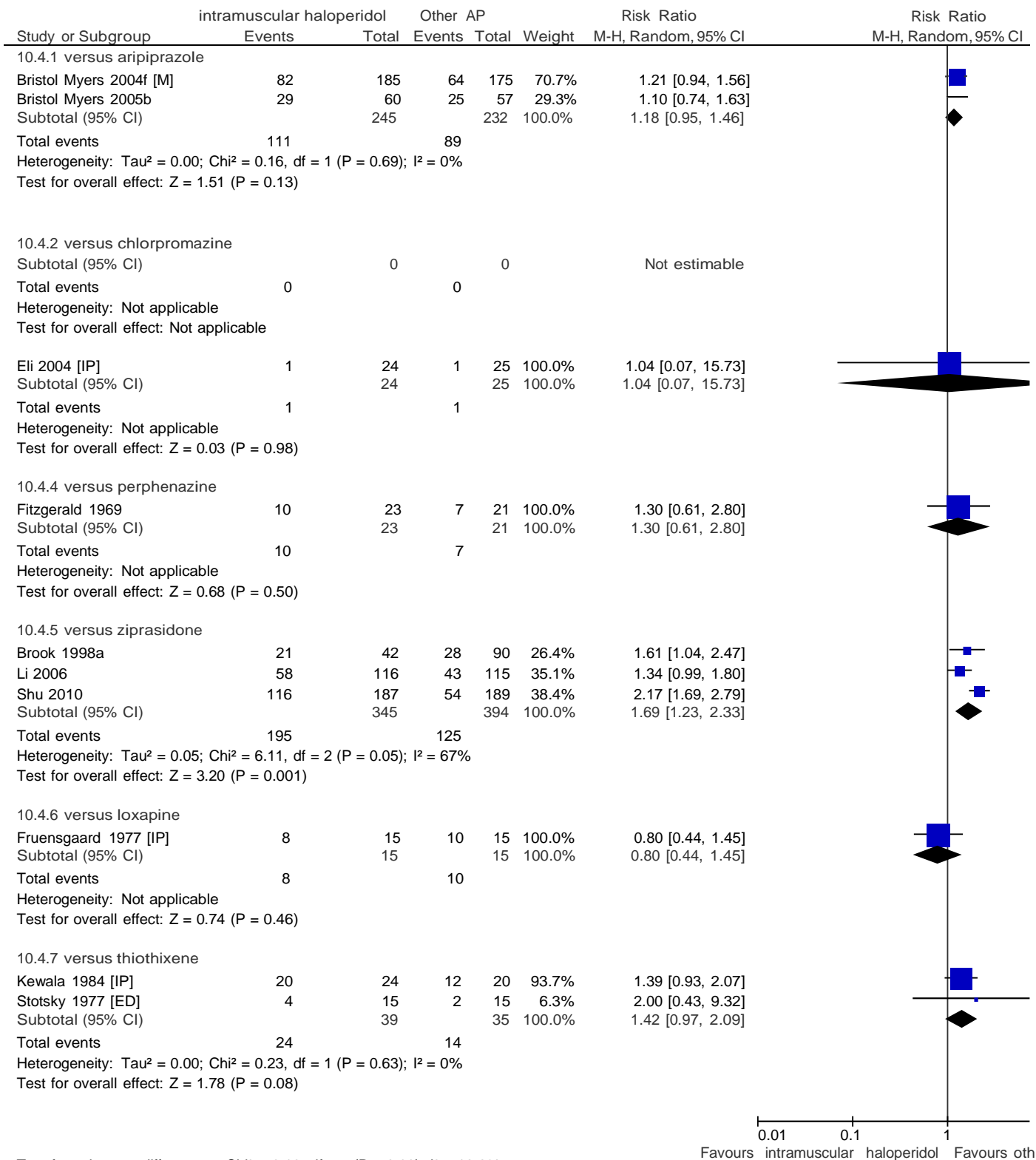
**10.3 GLOBAL IMPRESSION: 3. NEED FOR ADDITIONAL BENZODIAZEPINE**



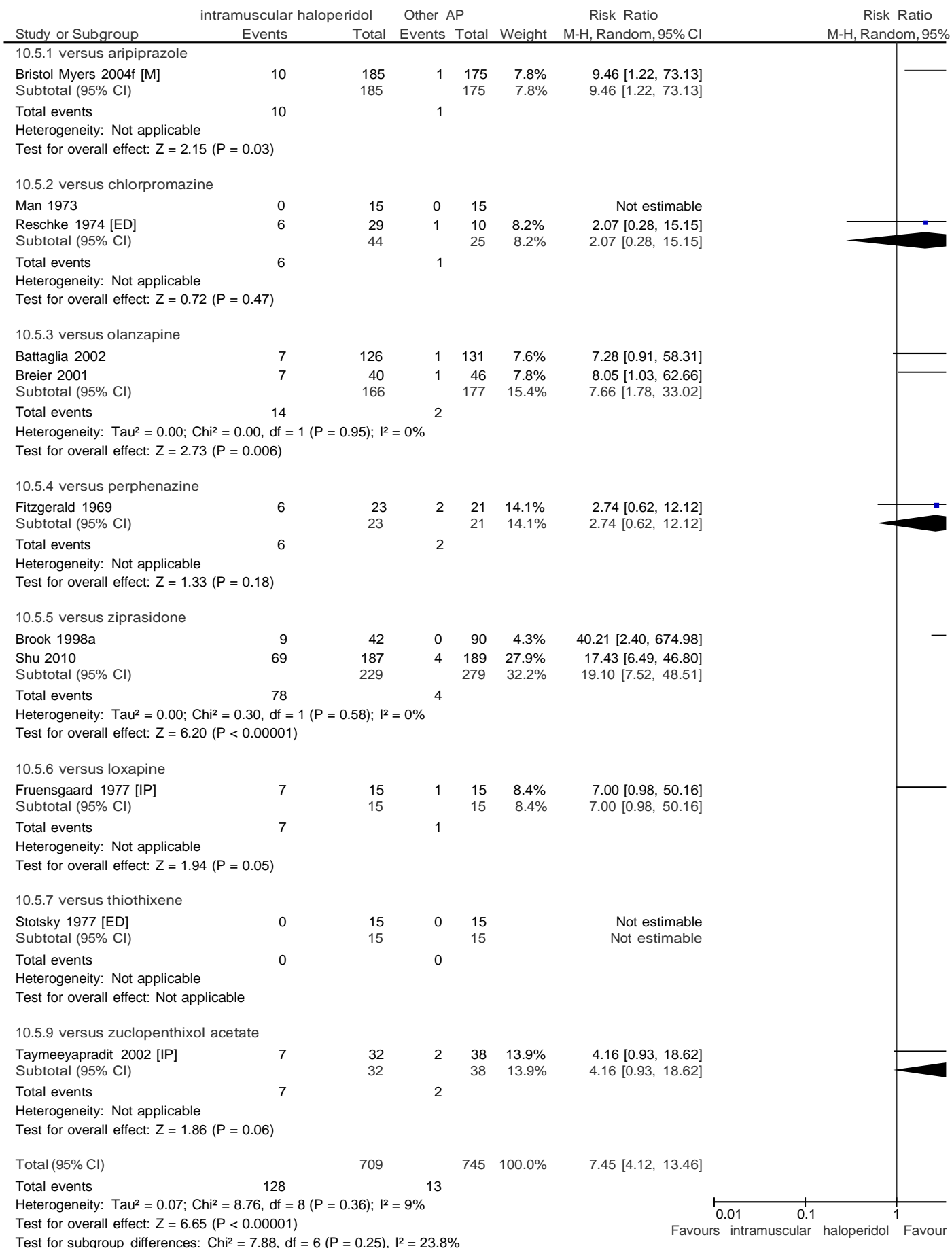
Risk of bias legend

- (A) Random sequence generation (selection bias)
- (B) Allocation concealment (selection bias)
- (C) Blinding of participants and personnel (performance bias)
- (D) Blinding of outcome assessment (detection bias)
- (E) Incomplete outcome data (attrition bias)
- (F) Selective reporting (reporting bias)
- (G) Other bias

10.4 ADVERSE EFFECTS: ONE OR MORE DRUG-RELATED ADVERSE EFFECTS



10.5 ADVERSE EFFECTS: EXTRAPYRAMIDAL SYMPTOMS



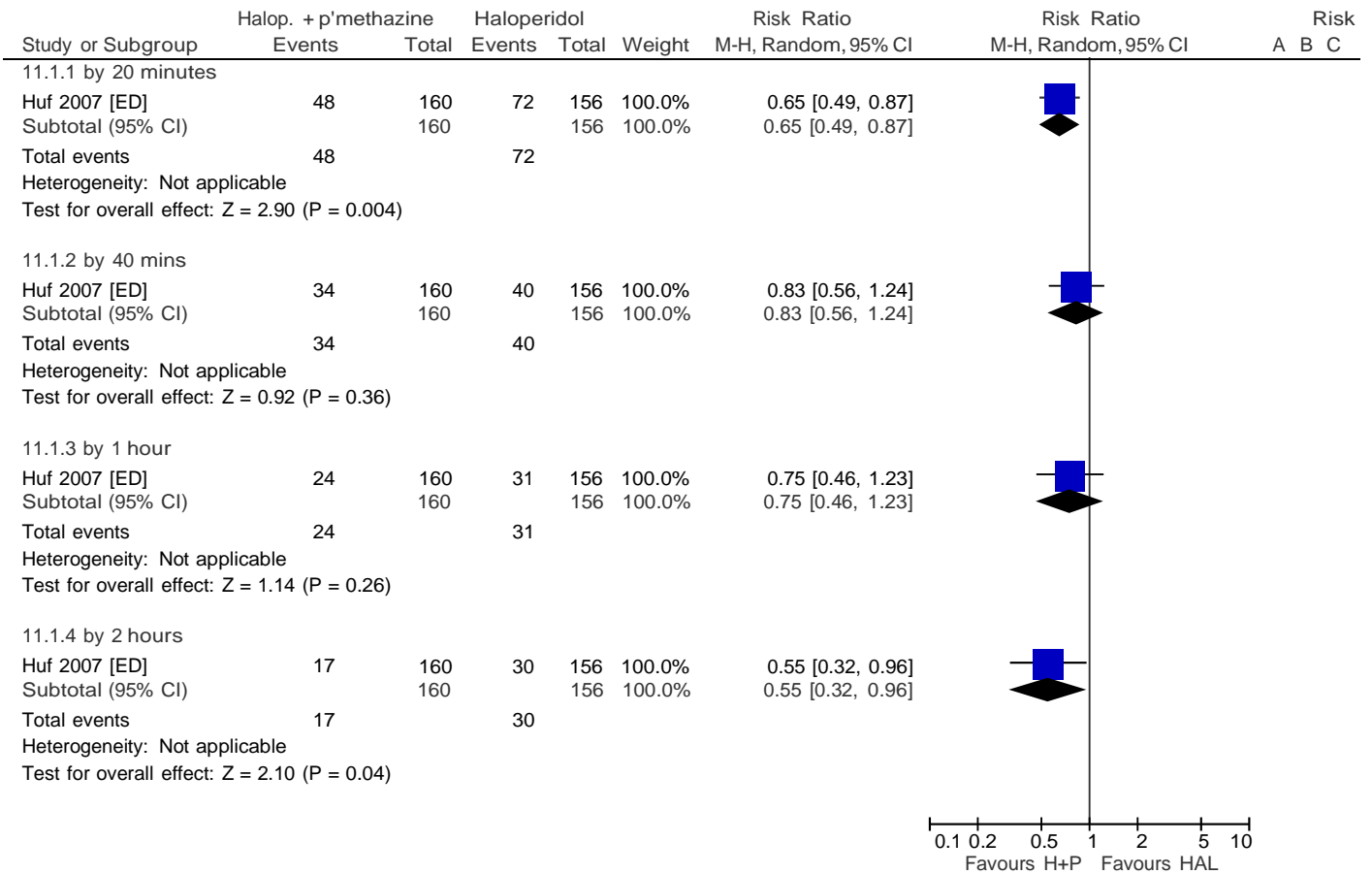
Risk of bias legend

- (A) Random sequence generation (selection bias)
- (B) Allocation concealment (selection bias)

- (C) Blinding of participants and personnel (performance bias) (D) Blinding of outcome assessment (detection bias)
- (E) Incomplete outcome data (attrition bias) (F) Selective reporting (reporting bias)
- (G) Other bias

## 11 INTRAMUSCULAR HALOPERIDOL PLUS ANTIHISTAMINE VERSUS HALOPERIDOL [ADAPTED FROM HUF 2011]

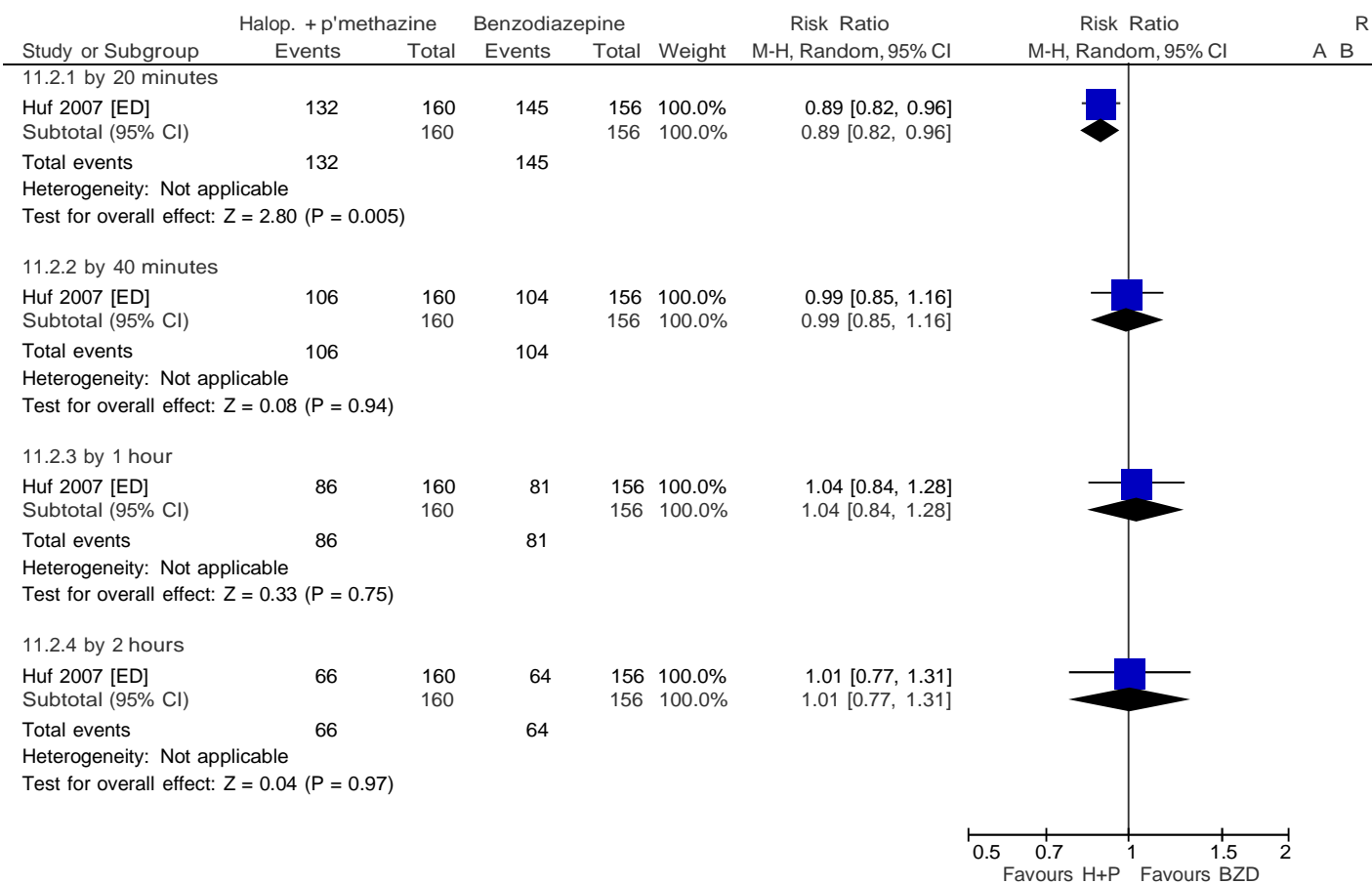
### 11.1 GLOBAL IMPRESSION: 1. NOT TRANQUIL OR ASLEEP



Risk of bias legend

- (A) Random sequence generation (selection bias)
- (B) Allocation concealment (selection bias)
- (C) Blinding of participants and personnel (performance bias)
- (D) Blinding of outcome assessment (detection bias)
- (E) Incomplete outcome data (attrition bias)
- (F) Selective reporting (reporting bias)
- (G) Other bias

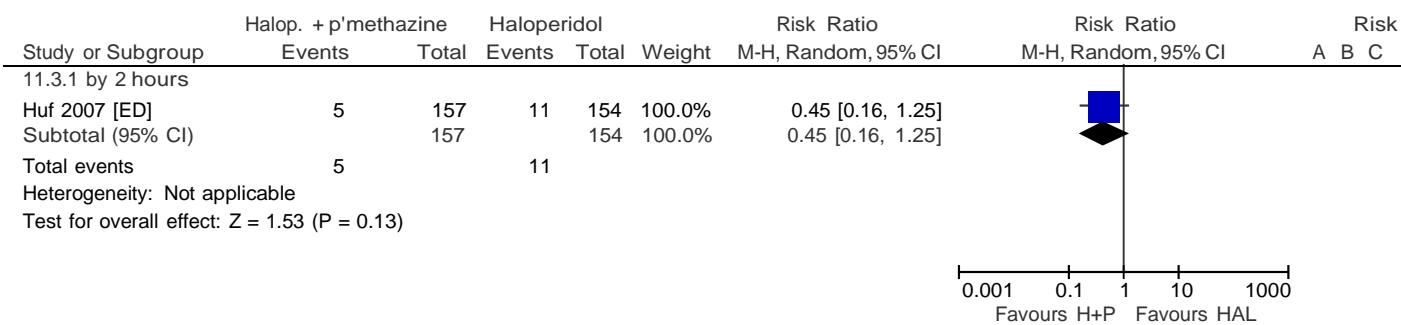
11.2 GLOBAL IMPRESSION: 2. NOT ASLEEP



Risk of bias legend

- (A) Random sequence generation (selection bias)
- (B) Allocation concealment (selection bias)
- (C) Blinding of participants and personnel (performance bias)
- (D) Blinding of outcome assessment (detection bias)
- (E) Incomplete outcome data (attrition bias)
- (F) Selective reporting (reporting bias)
- (G) Other bias

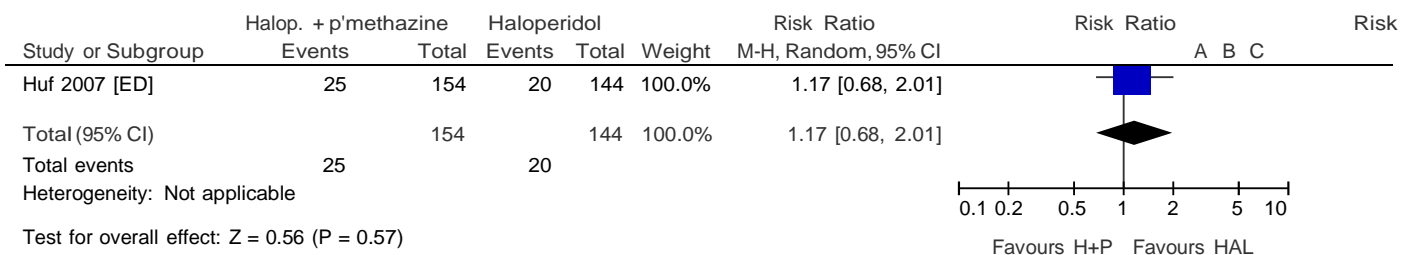
**11.3 GLOBAL IMPRESSION: 3. ADDITIONAL TRANQUILLISING DRUGS**



Risk of bias legend

- (A) Random sequence generation (selection bias)
- (B) Allocation concealment (selection bias)
- (C) Blinding of participants and personnel (performance bias)
- (D) Blinding of outcome assessment (detection bias)
- (E) Incomplete outcome data (attrition bias)
- (F) Selective reporting (reporting bias)
- (G) Other bias

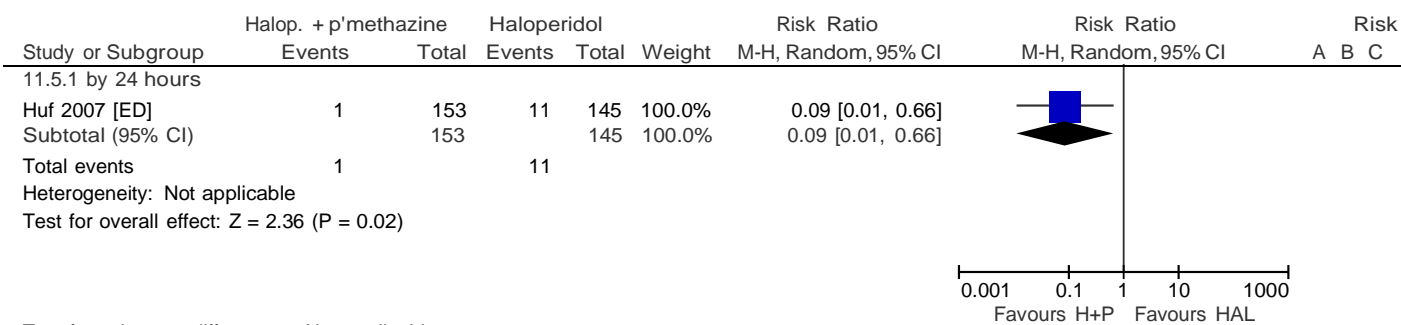
**11.4 GLOBAL IMPRESSION: 4. OTHER EPISODE OF AGGRESSION – WITHIN 24 HOURS**



Risk of bias legend

- (A) Random sequence generation (selection bias)
- (B) Allocation concealment (selection bias)
- (C) Blinding of participants and personnel (performance bias)
- (D) Blinding of outcome assessment (detection bias)
- (E) Incomplete outcome data (attrition bias)
- (F) Selective reporting (reporting bias)
- (G) Other bias

**11.5 ADVERSE EFFECTS: 1. ANY SERIOUS ADVERSE EFFECT**

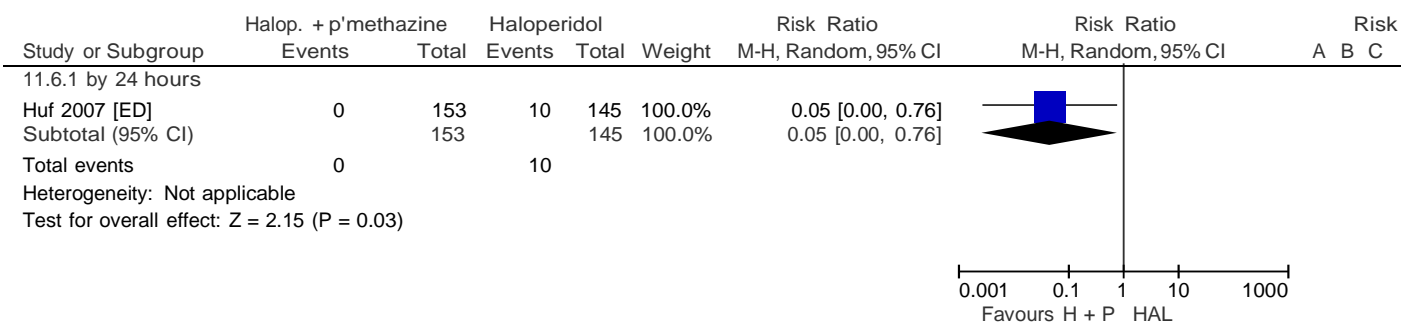


Test for subgroup differences: Not applicable

Risk of bias legend

- (A) Random sequence generation (selection bias)
- (B) Allocation concealment (selection bias)
- (C) Blinding of participants and personnel (performance bias)
- (D) Blinding of outcome assessment (detection bias)
- (E) Incomplete outcome data (attrition bias)
- (F) Selective reporting (reporting bias)
- (G) Other bias

**11.6 ADVERSE EFFECTS: 2. ACUTE DYSTONIA**



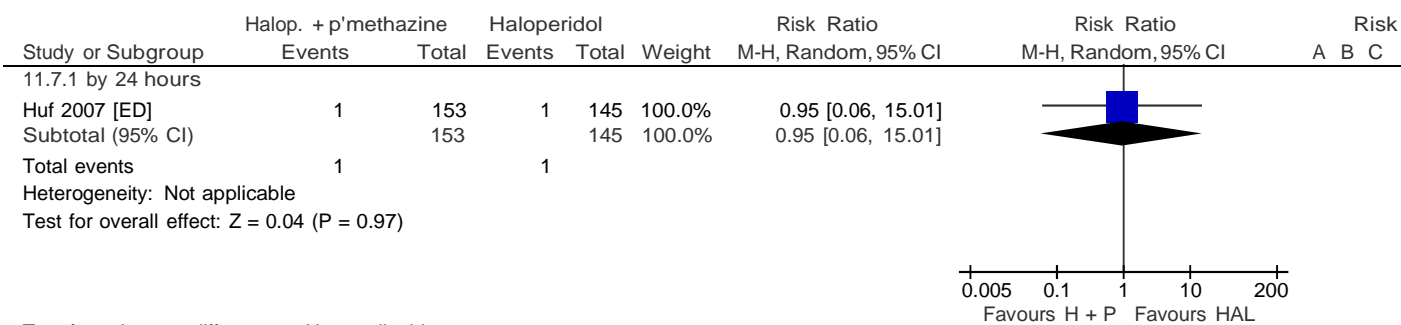
Test for subgroup differences: Not applicable

Risk of bias legend

- (A) Random sequence generation (selection bias)
- (B) Allocation concealment (selection bias)
- (C) Blinding of participants and personnel (performance bias)
- (D) Blinding of outcome assessment (detection bias)
- (E) Incomplete outcome data (attrition bias)
- (F) Selective reporting (reporting bias)
- (G) Other bias



**11.7 ADVERSE EFFECTS: 3. SEIZURE**



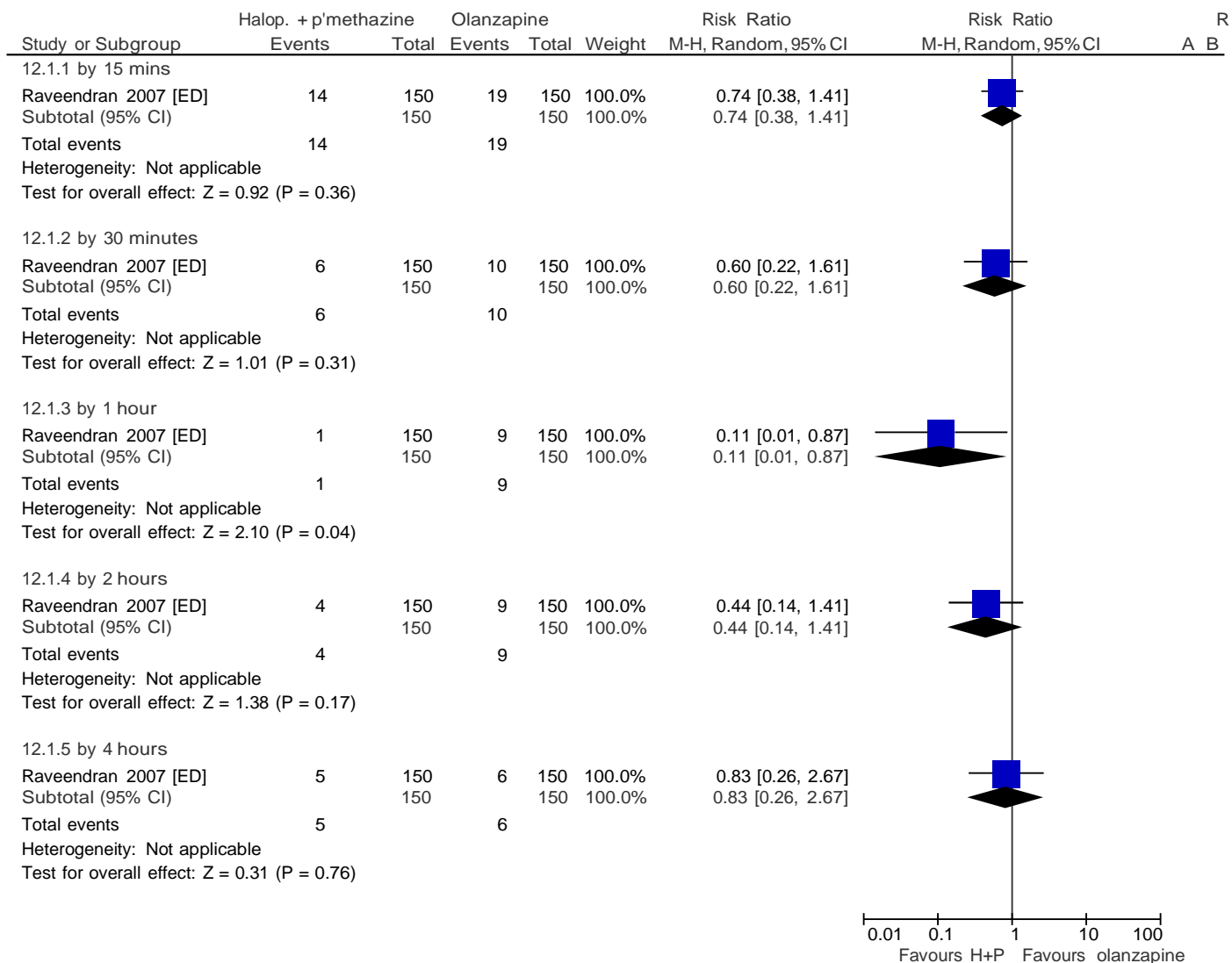
Test for subgroup differences: Not applicable

Risk of bias legend

- (A) Random sequence generation (selection bias)
- (B) Allocation concealment (selection bias)
- (C) Blinding of participants and personnel (performance bias)
- (D) Blinding of outcome assessment (detection bias)
- (E) Incomplete outcome data (attrition bias)
- (F) Selective reporting (reporting bias)
- (G) Other bias

## 12 INTRAMUSCULAR HALOPERIDOL PLUS ANTIHISTAMINE VERSUS OLANZAPINE [ADAPTED FROM HUF 2011]

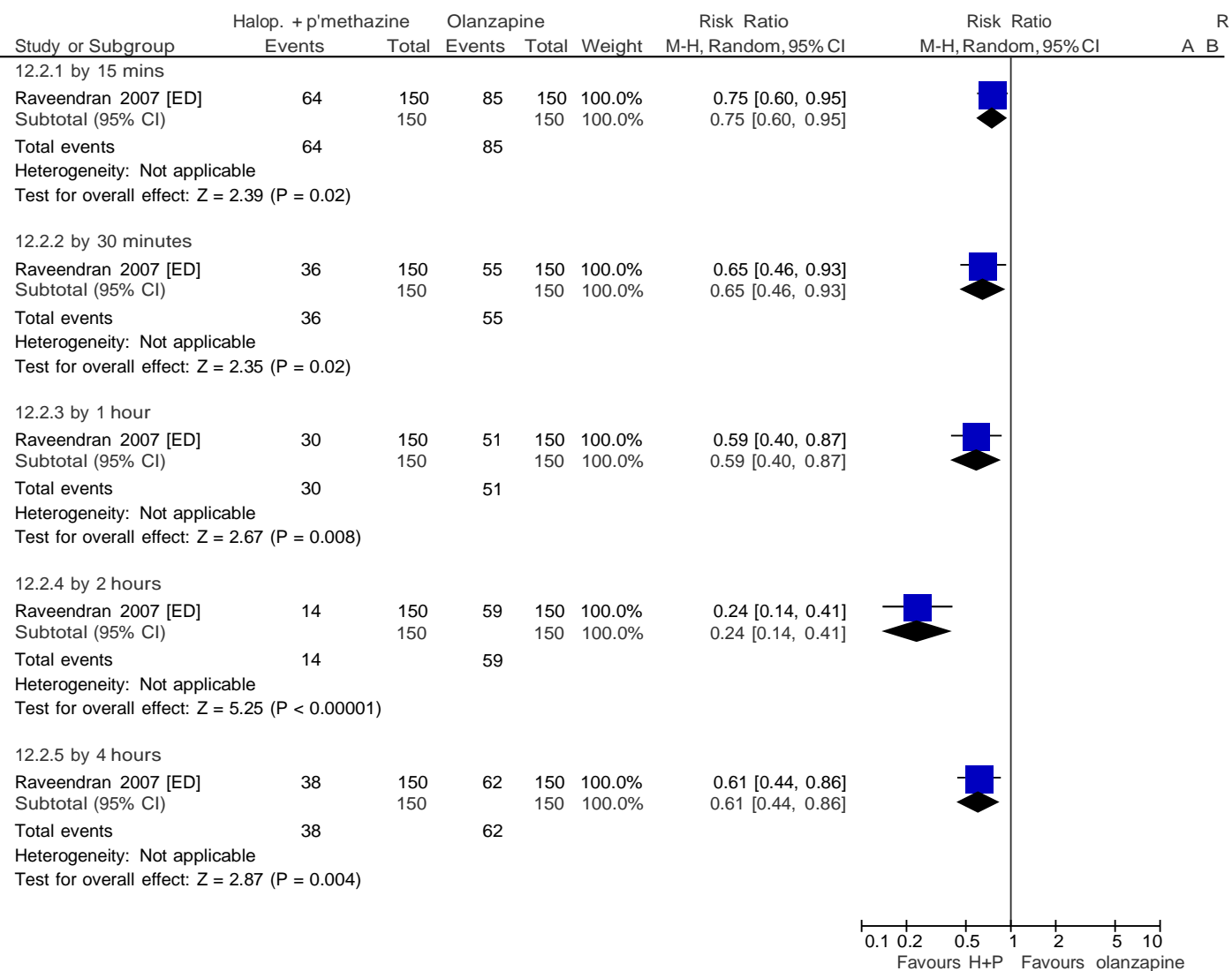
### 12.1 GLOBAL IMPRESSION: 1. NOT TRANQUIL OR ASLEEP



Risk of bias legend

- (A) Random sequence generation (selection bias)
- (B) Allocation concealment (selection bias)
- (C) Blinding of participants and personnel (performance bias)
- (D) Blinding of outcome assessment (detection bias)
- (E) Incomplete outcome data (attrition bias)
- (F) Selective reporting (reporting bias)
- (G) Other bias

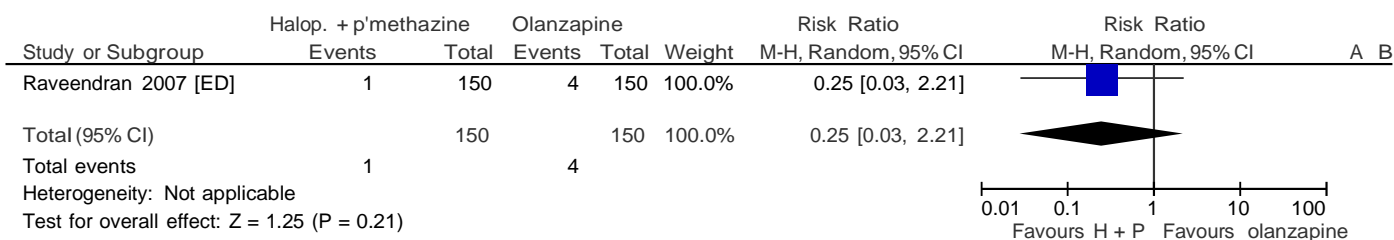
12.2 GLOBAL IMPRESSION: 2. NOT ASLEEP



Risk of bias legend

- (A) Random sequence generation (selection bias)
- (B) Allocation concealment (selection bias)
- (C) Blinding of participants and personnel (performance bias)
- (D) Blinding of outcome assessment (detection bias)
- (E) Incomplete outcome data (attrition bias)
- (F) Selective reporting (reporting bias)
- (G) Other bias

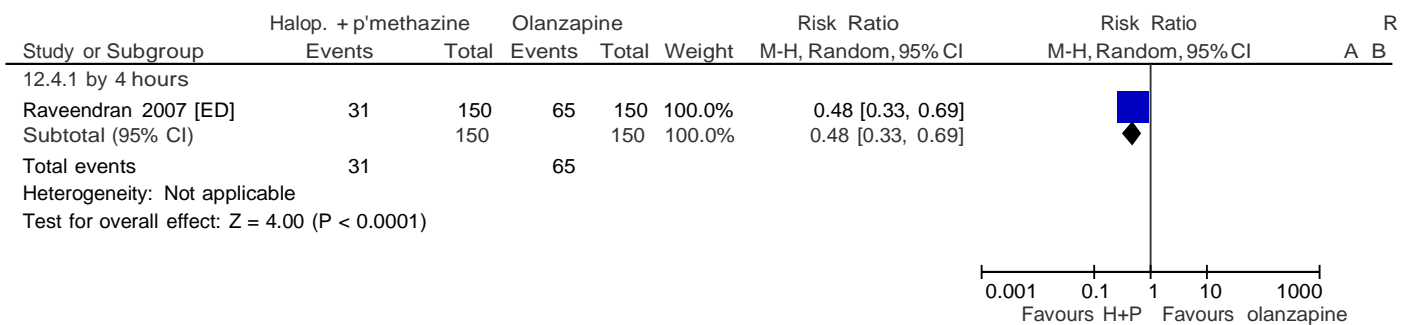
**12.3 GLOBAL IMPRESSION: 3. NEVER TRANQUIL OR ASLEEP DURING FIRST 4 HOURS**



Risk of bias legend

- (A) Random sequence generation (selection bias)
- (B) Allocation concealment (selection bias)
- (C) Blinding of participants and personnel (performance bias)
- (D) Blinding of outcome assessment (detection bias)
- (E) Incomplete outcome data (attrition bias)
- (F) Selective reporting (reporting bias)
- (G) Other bias

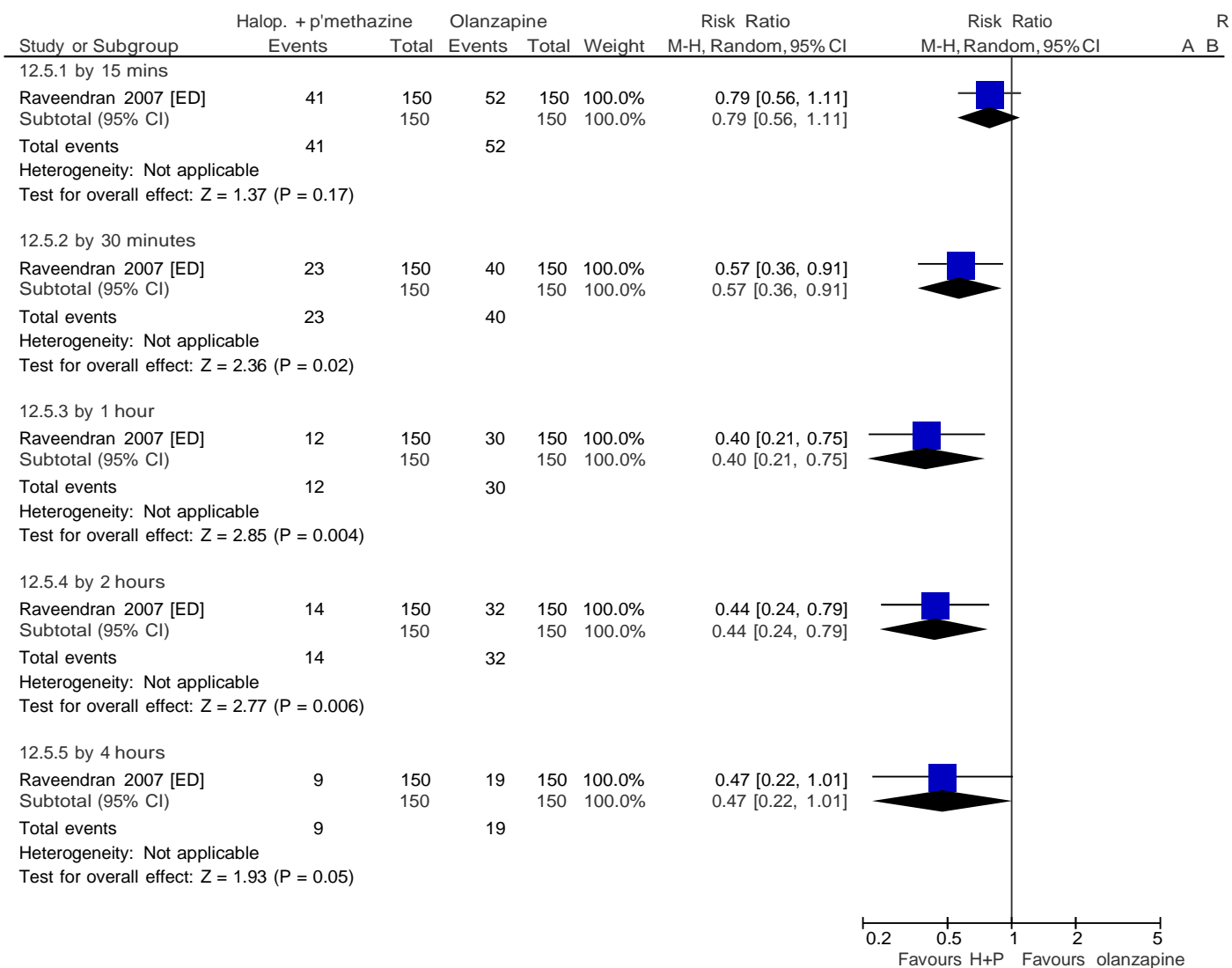
**12.4 GLOBAL IMPRESSION: 4. REQUIRING ADDITIONAL DRUGS DURING INITIAL PHASE**



Risk of bias legend

- (A) Random sequence generation (selection bias)
- (B) Allocation concealment (selection bias)
- (C) Blinding of participants and personnel (performance bias)
- (D) Blinding of outcome assessment (detection bias)
- (E) Incomplete outcome data (attrition bias)
- (F) Selective reporting (reporting bias)
- (G) Other bias

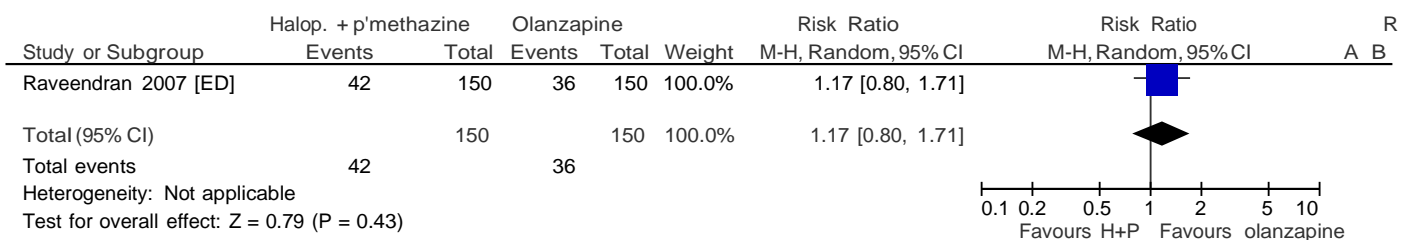
12.5 GLOBAL IMPRESSION: 5. NOT CLINICALLY IMPROVED



Risk of bias legend

- (A) Random sequence generation (selection bias)
- (B) Allocation concealment (selection bias)
- (C) Blinding of participants and personnel (performance bias)
- (D) Blinding of outcome assessment (detection bias)
- (E) Incomplete outcome data (attrition bias)
- (F) Selective reporting (reporting bias)
- (G) Other bias

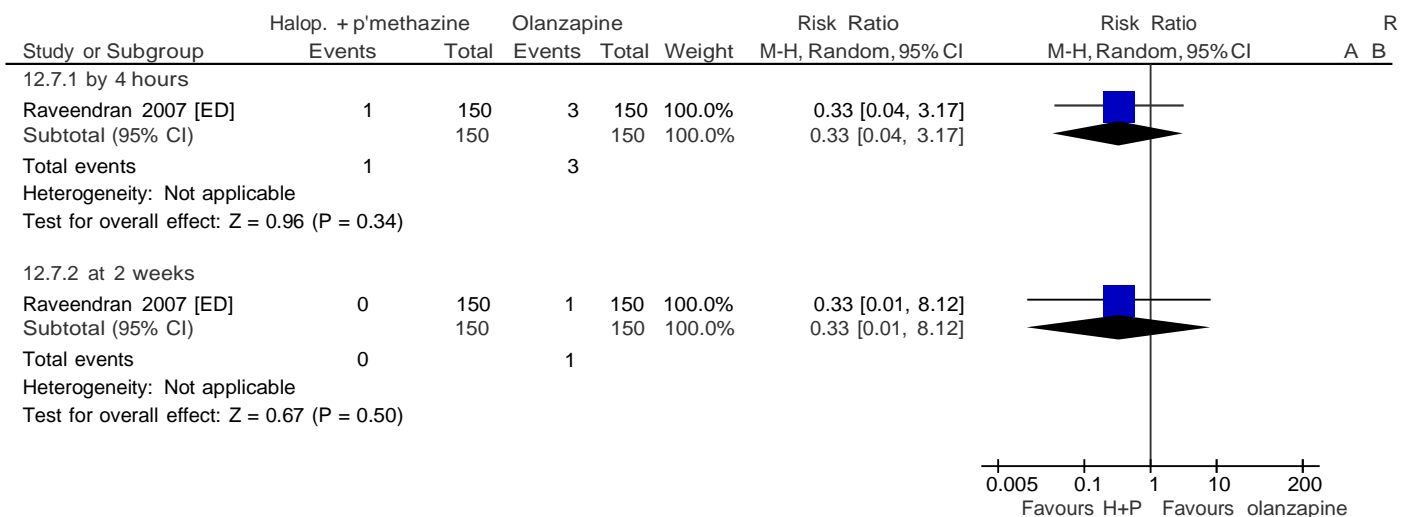
**12.6 GLOBAL IMPRESSION: 6.FURTHER OBSERVATION AFTER 4 HOURS**



Risk of bias legend

- (A) Random sequence generation (selection bias)
- (B) Allocation concealment (selection bias)
- (C) Blinding of participants and personnel (performance bias)
- (D) Blinding of outcome assessment (detection bias)
- (E) Incomplete outcome data (attrition bias)
- (F) Selective reporting (reporting bias)
- (G) Other bias

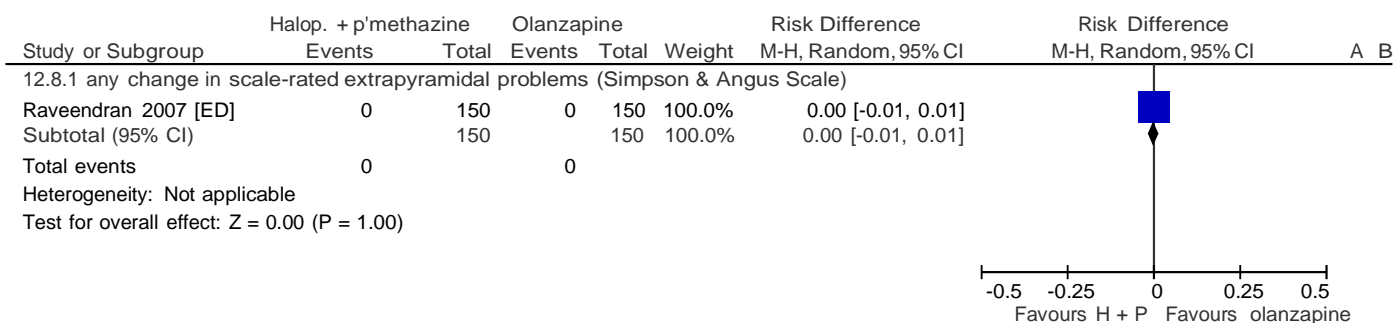
**12.7 ADVERSE EFFECTS: 1. SERIOUS ADVERSE EFFECT**



Risk of bias legend

- (A) Random sequence generation (selection bias)
- (B) Allocation concealment (selection bias)
- (C) Blinding of participants and personnel (performance bias)
- (D) Blinding of outcome assessment (detection bias)
- (E) Incomplete outcome data (attrition bias)
- (F) Selective reporting (reporting bias)
- (G) Other bias

### 12.8 ADVERSE EFFECTS: 2. EXTRAPYRAMIDAL PROBLEMS – 0-4 HOURS

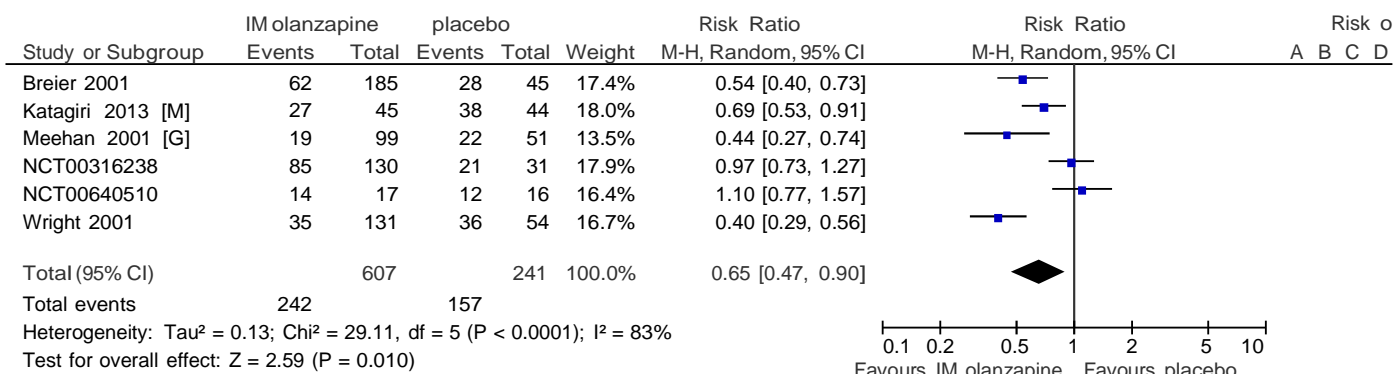


Risk of bias legend

- (A) Random sequence generation (selection bias)
- (B) Allocation concealment (selection bias)
- (C) Blinding of participants and personnel (performance bias)
- (D) Blinding of outcome assessment (detection bias)
- (E) Incomplete outcome data (attrition bias)
- (F) Selective reporting (reporting bias)
- (G) Other bias

### 13 INTRAMUSCULAR OLAZAPINE VERSUS INTRAMUSCULAR PLACEBO [ADAPTED FROM BELGAMWAR 2009]

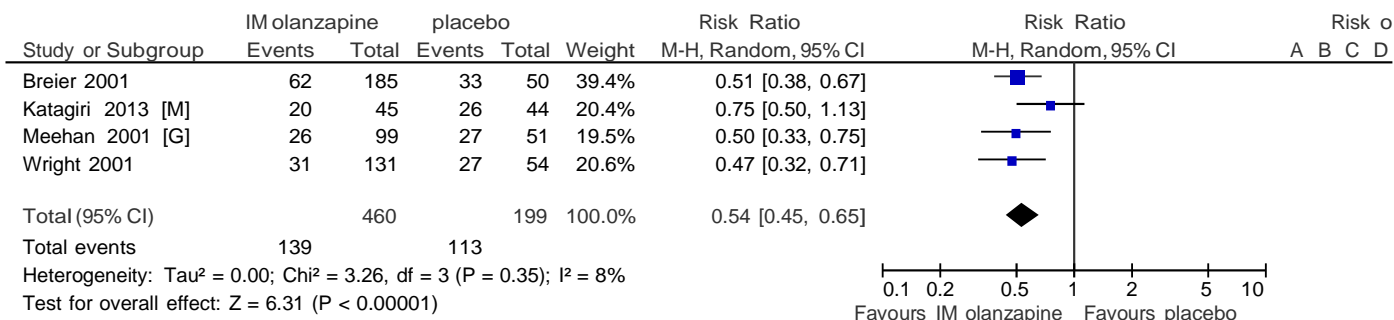
#### 13.1 GLOBAL IMPRESSION: 1. DID NOT RESPOND – BY 2 HOURS



Risk of bias legend

- (A) Random sequence generation (selection bias)
- (B) Allocation concealment (selection bias)
- (C) Blinding of participants and personnel (performance bias)
- (D) Blinding of outcome assessment (detection bias)
- (E) Incomplete outcome data (attrition bias)
- (F) Selective reporting (reporting bias)
- (G) Other bias

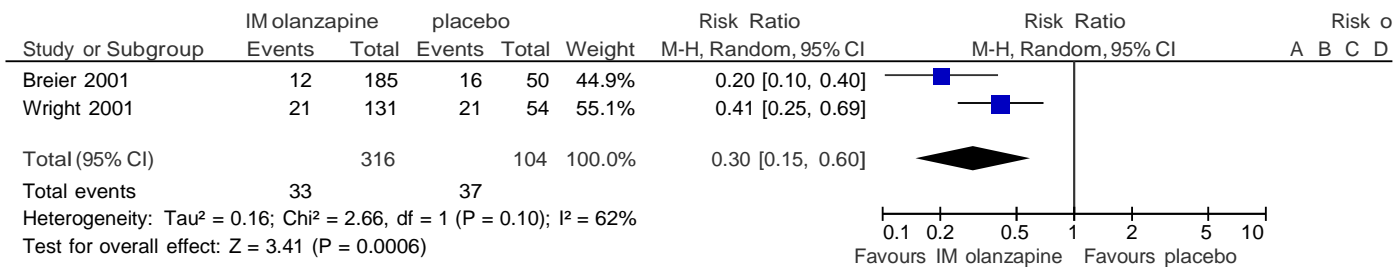
### 13.2 GLOBAL IMPRESSION: 2. REQUIRING FURTHER INTRAMUSCULAR INJECTION – BY 24 HOURS



Risk of bias legend

- (A) Random sequence generation (selection bias)
- (B) Allocation concealment (selection bias)
- (C) Blinding of participants and personnel (performance bias)
- (D) Blinding of outcome assessment (detection bias)
- (E) Incomplete outcome data (attrition bias)
- (F) Selective reporting (reporting bias)
- (G) Other bias

### 13.3 GLOBAL IMPRESSION: 3. REQUIRING ADDITIONAL BENZODIAZEPINE – WITHIN 24 HOURS

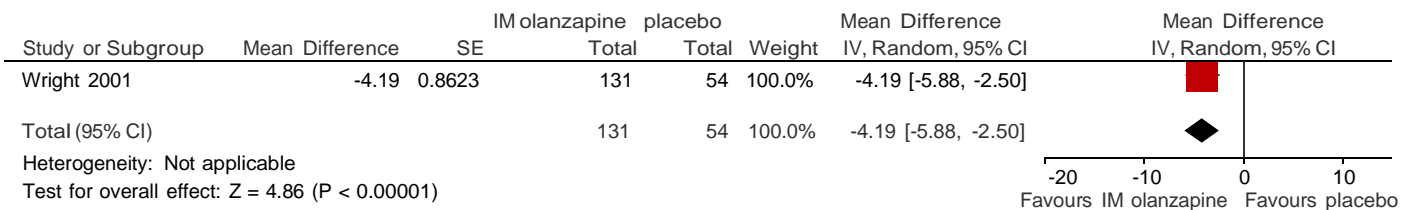


Risk of bias legend

- (A) Random sequence generation (selection bias)
- (B) Allocation concealment (selection bias)
- (C) Blinding of participants and personnel (performance bias)
- (D) Blinding of outcome assessment (detection bias)
- (E) Incomplete outcome data (attrition bias)
- (F) Selective reporting (reporting bias)
- (G) Other bias



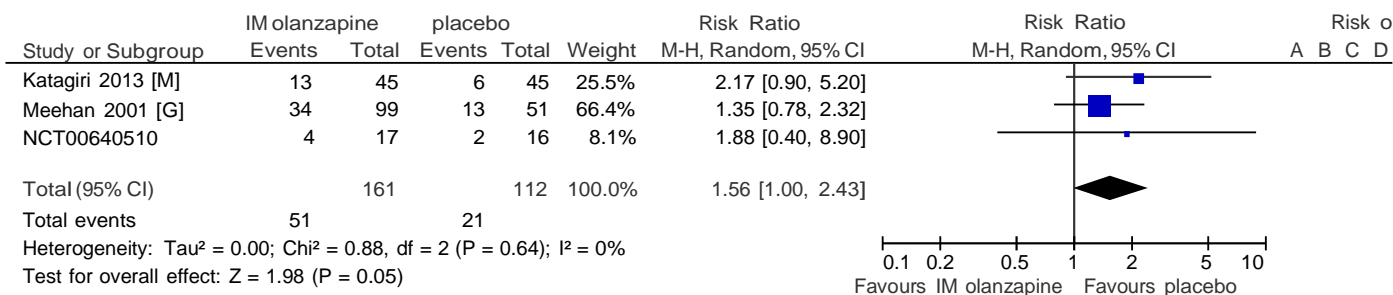
**13.4 BEHAVIOUR: 1. AVERAGE CHANGE SCORE (PANSS-EC) – MEDIUM TERM (2 HOURS)**



Risk of bias legend

- (A) Random sequence generation (selection bias)
- (B) Allocation concealment (selection bias)
- (C) Blinding of participants and personnel (performance bias)
- (D) Blinding of outcome assessment (detection bias)
- (E) Incomplete outcome data (attrition bias)
- (F) Selective reporting (reporting bias)
- (G) Other bias

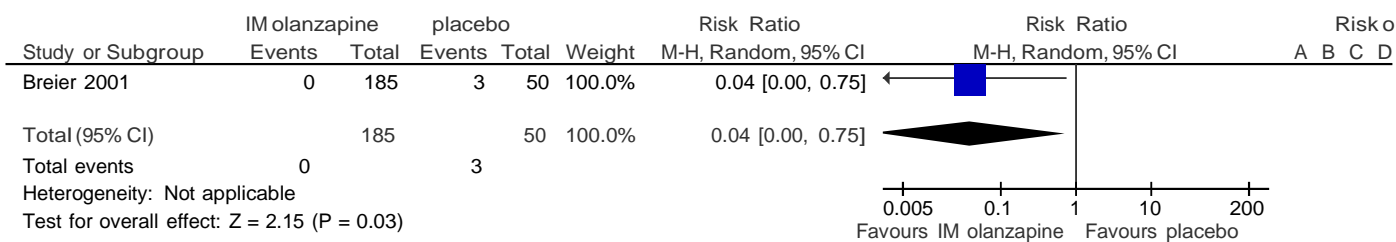
**13.5 ADVERSE EFFECTS: 1. ANY ADVERSE EVENT – IN 24 HOURS**



Risk of bias legend

- (A) Random sequence generation (selection bias)
- (B) Allocation concealment (selection bias)
- (C) Blinding of participants and personnel (performance bias)
- (D) Blinding of outcome assessment (detection bias)
- (E) Incomplete outcome data (attrition bias)
- (F) Selective reporting (reporting bias)
- (G) Other bias

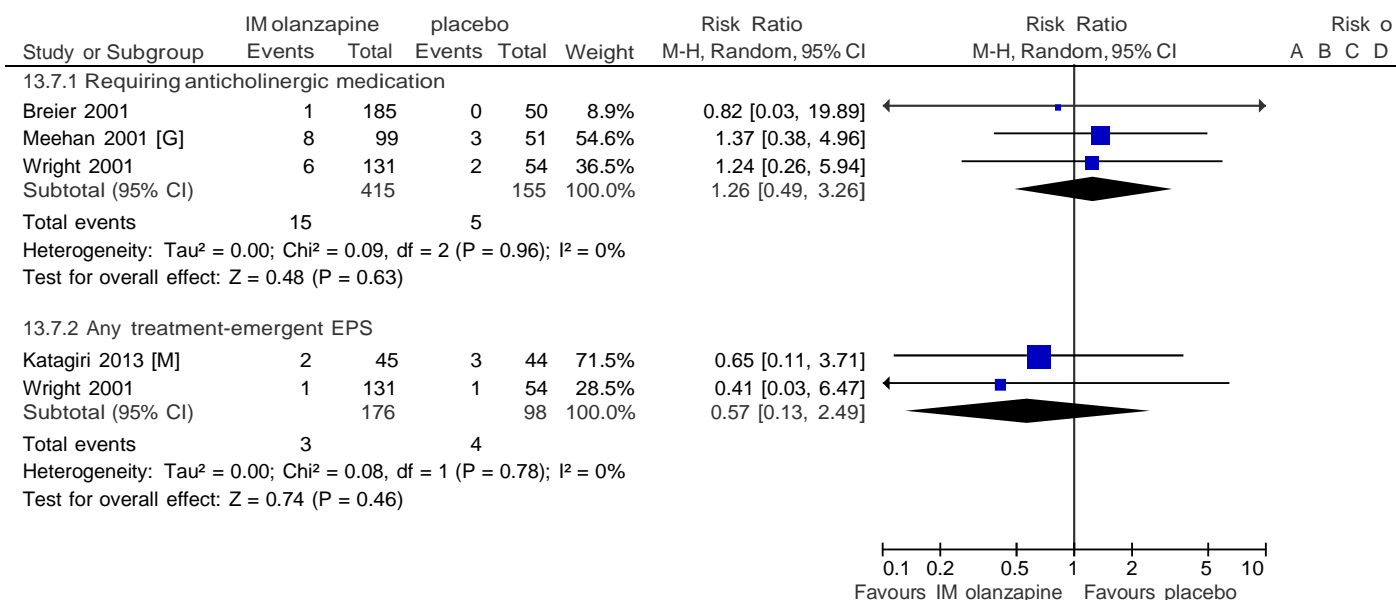
13.6 ADVERSE EFFECTS: 2. ANXIETY – BY 24 HOURS



Risk of bias legend

- (A) Random sequence generation (selection bias)
- (B) Allocation concealment (selection bias)
- (C) Blinding of participants and personnel (performance bias)
- (D) Blinding of outcome assessment (detection bias)
- (E) Incomplete outcome data (attrition bias)
- (F) Selective reporting (reporting bias)
- (G) Other bias

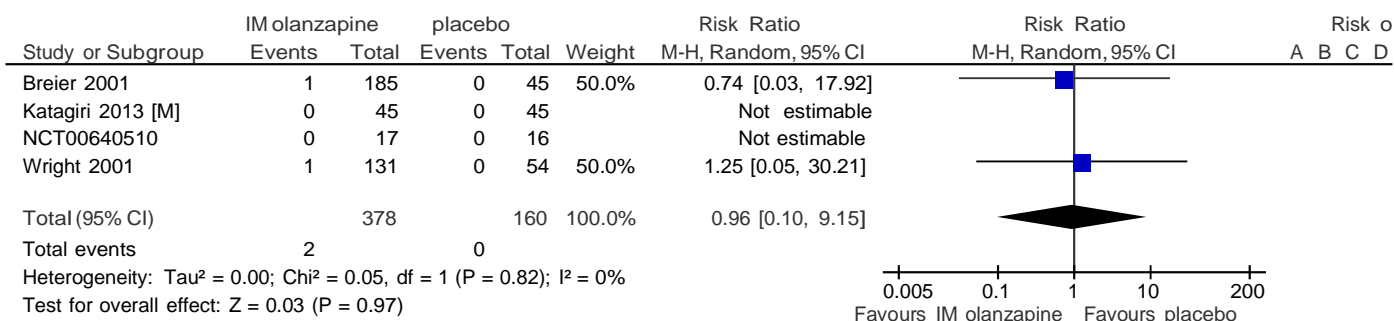
13.7 ADVERSE EFFECTS: 3. EXTRAPYRAMIDAL SYMPTOMS – BY 24 HOURS



Risk of bias legend

- (A) Random sequence generation (selection bias)
- (B) Allocation concealment (selection bias)
- (C) Blinding of participants and personnel (performance bias)
- (D) Blinding of outcome assessment (detection bias)
- (E) Incomplete outcome data (attrition bias)
- (F) Selective reporting (reporting bias)
- (G) Other bias

### 13.8 ADVERSE EFFECTS: 4. SERIOUS ADVERSE EVENT – BY 24 HOURS

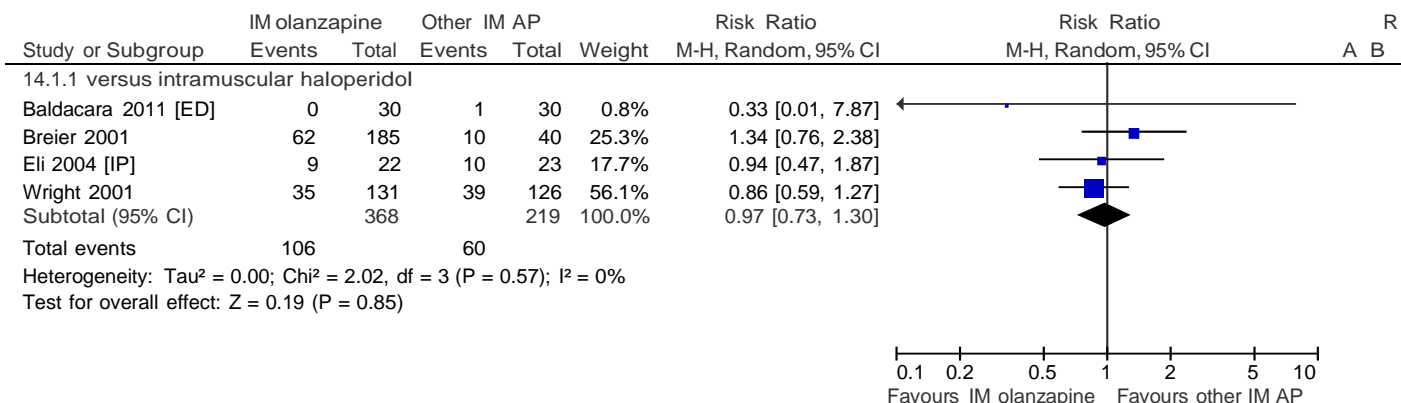


**Risk of bias legend**

- (A) Random sequence generation (selection bias)
- (B) Allocation concealment (selection bias)
- (C) Blinding of participants and personnel (performance bias)
- (D) Blinding of outcome assessment (detection bias)
- (E) Incomplete outcome data (attrition bias)
- (F) Selective reporting (reporting bias)
- (G) Other bias

## 14 INTRAMUSCULAR OLAZAPINE VERSUS OTHER ANTIPSYCHOTIC DRUG [ADAPTED FROM BELGAMWAR 2009]

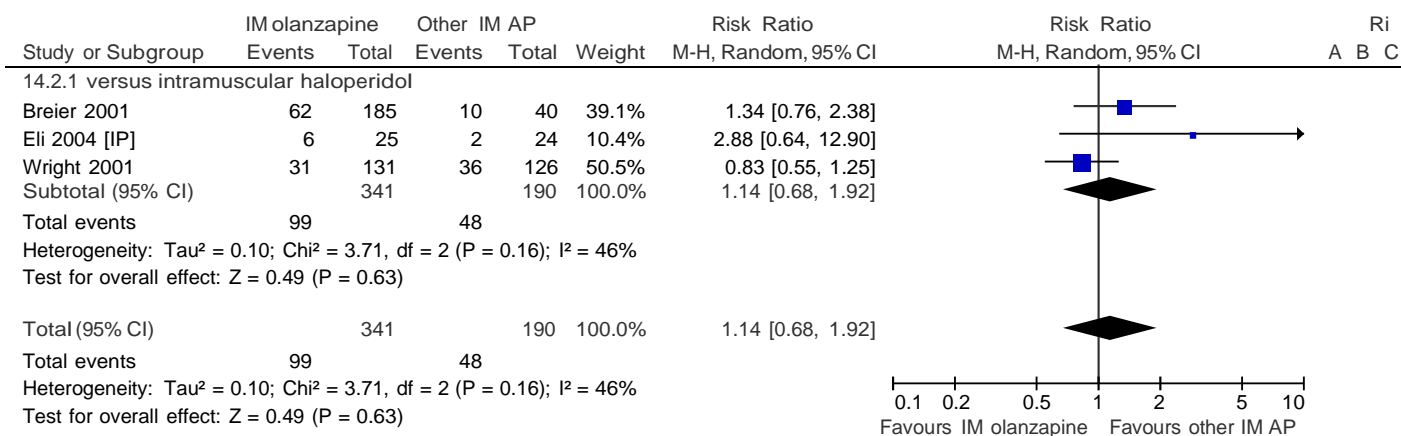
### 14.1 GLOBAL IMPRESSION: 1. NOT IMPROVED



**Risk of bias legend**

- (A) Random sequence generation (selection bias)
- (B) Allocation concealment (selection bias)
- (C) Blinding of participants and personnel (performance bias)
- (D) Blinding of outcome assessment (detection bias)
- (E) Incomplete outcome data (attrition bias)
- (F) Selective reporting (reporting bias)
- (G) Other bias

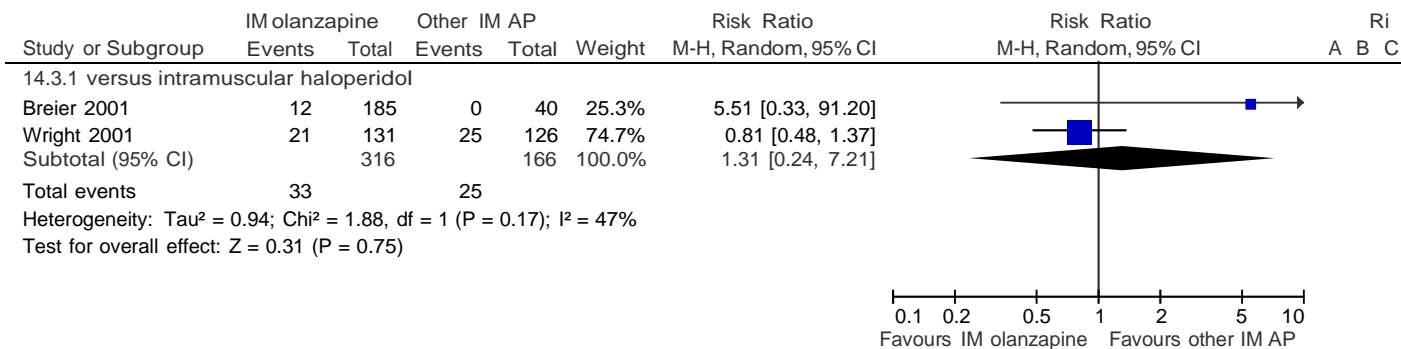
### 14.2 GLOBAL IMPRESSION: 2. REQUIRING ADDITIONAL INTRAMUSCULAR INJECTION – BY 24 HOURS



Risk of bias legend

- (A) Random sequence generation (selection bias)
- (B) Allocation concealment (selection bias)
- (C) Blinding of participants and personnel (performance bias)
- (D) Blinding of outcome assessment (detection bias)
- (E) Incomplete outcome data (attrition bias)
- (F) Selective reporting (reporting bias)
- (G) Other bias

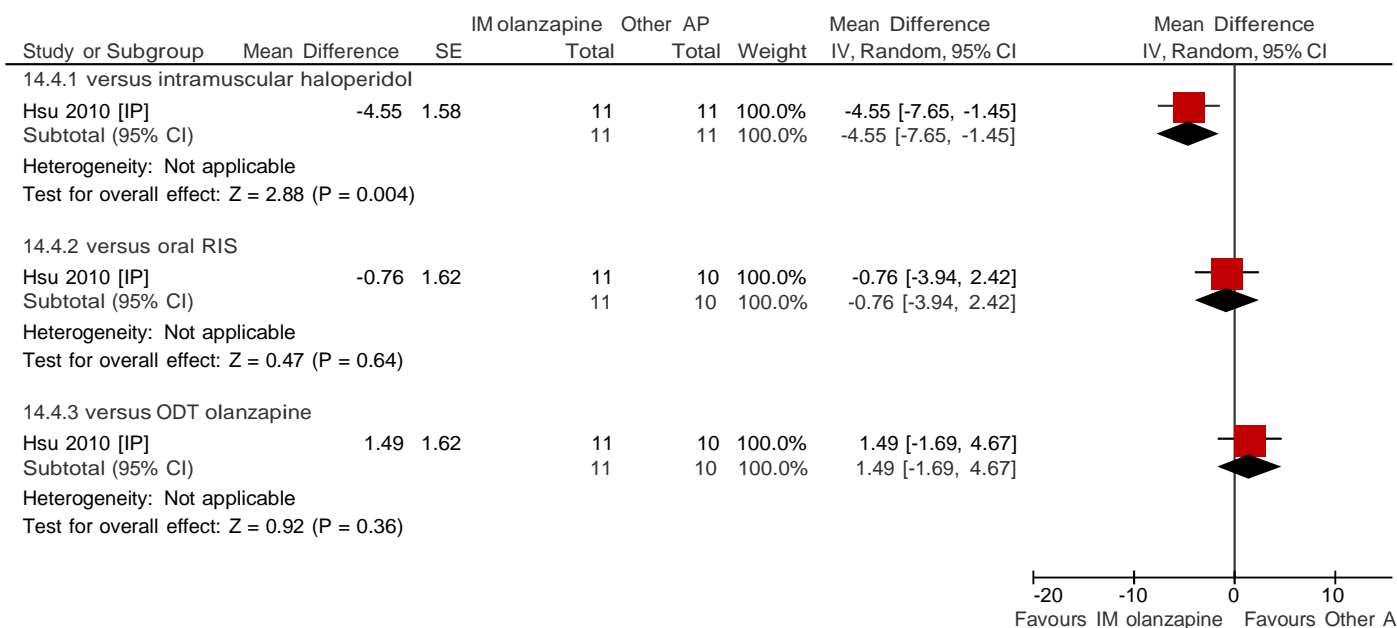
### 14.3 GLOBAL IMPRESSION: 3. REQUIRING ADDITIONAL BENZODIAZEPINE – BY 24 HOURS



Risk of bias legend

- (A) Random sequence generation (selection bias)
- (B) Allocation concealment (selection bias)
- (C) Blinding of participants and personnel (performance bias)
- (D) Blinding of outcome assessment (detection bias)
- (E) Incomplete outcome data (attrition bias)
- (F) Selective reporting (reporting bias)
- (G) Other bias

**14.4 BEHAVIOUR: 1A. AVERAGE CHANGE SCORE (PANSS-EC) – VERY SHORT TERM (15 MINUTES)**

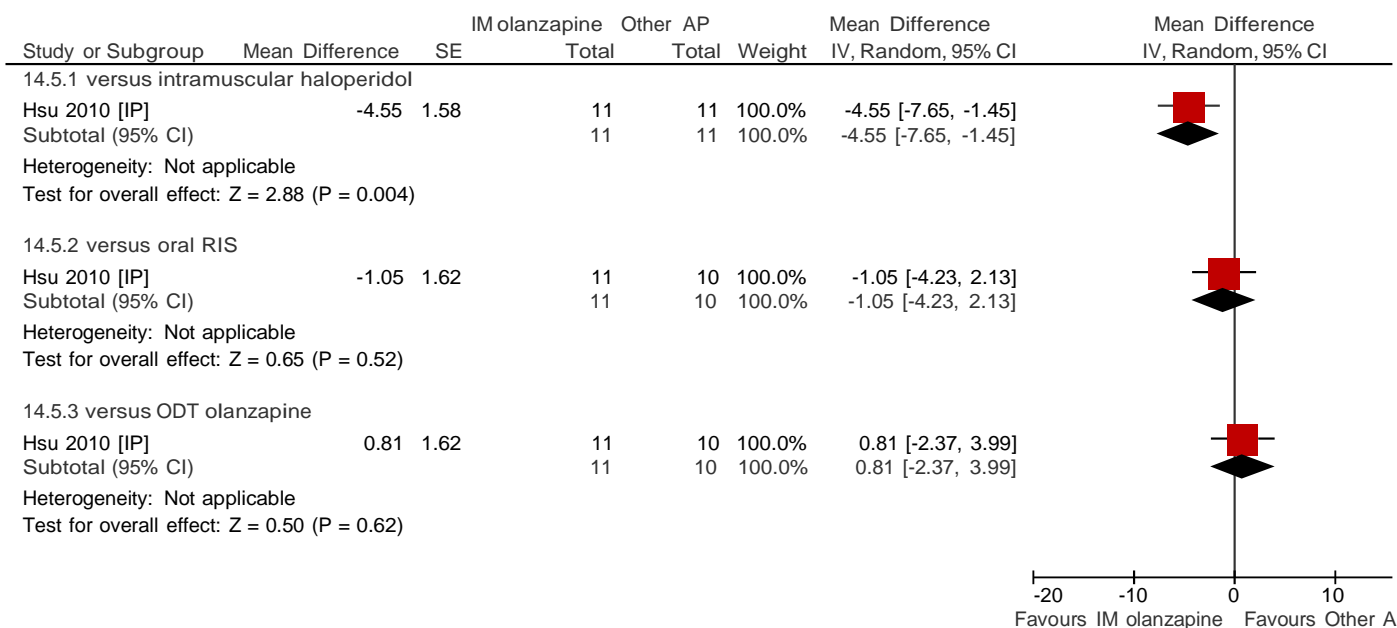


Test for subgroup differences: Chi<sup>2</sup> = 7.31, df = 2 (P = 0.03), I<sup>2</sup> = 72.6%

Risk of bias legend

- (A) Random sequence generation (selection bias)
- (B) Allocation concealment (selection bias)
- (C) Blinding of participants and personnel (performance bias)
- (D) Blinding of outcome assessment (detection bias)
- (E) Incomplete outcome data (attrition bias)
- (F) Selective reporting (reporting bias)
- (G) Other bias

**14.5 BEHAVIOUR: 1B. AVERAGE CHANGE SCORE (PANSS-EC) – SHORT TERM (60 MINUTES)**

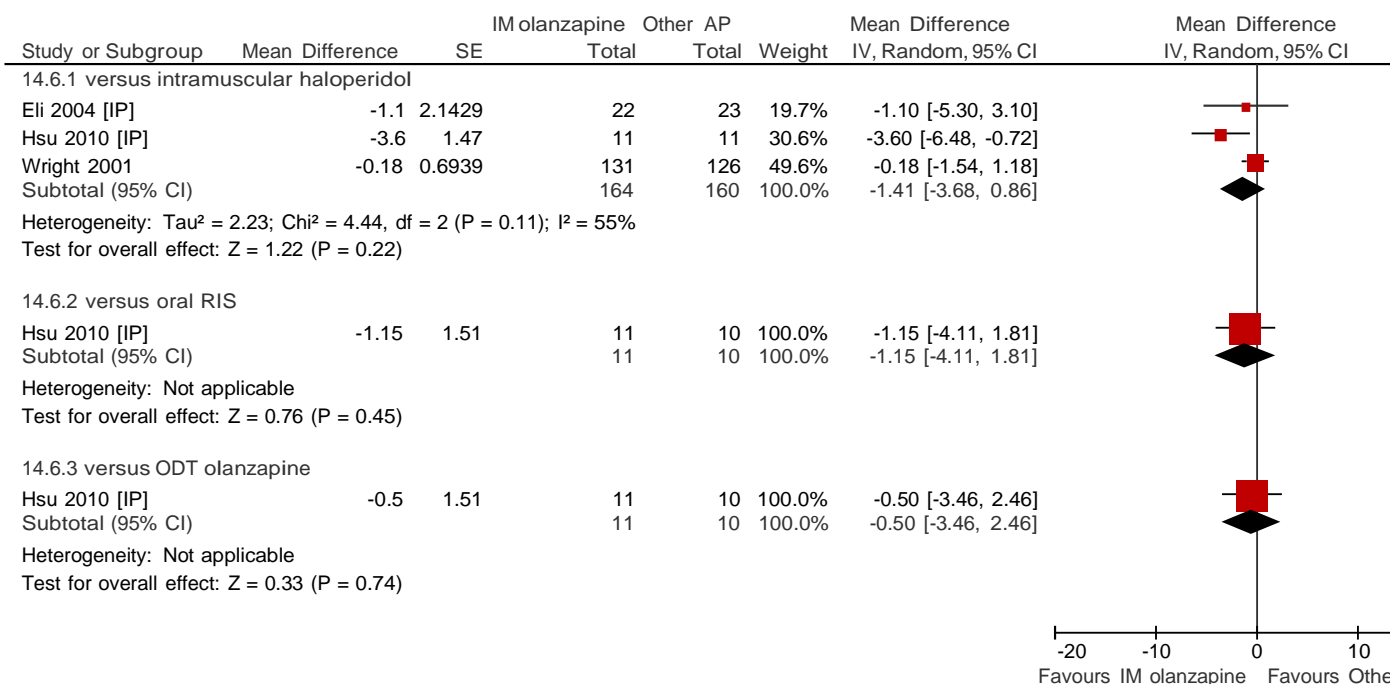


Test for subgroup differences: Chi<sup>2</sup> = 5.81, df = 2 (P = 0.05), I<sup>2</sup> = 65.6%

Risk of bias legend

- (A) Random sequence generation (selection bias)
- (B) Allocation concealment (selection bias)
- (C) Blinding of participants and personnel (performance bias)
- (D) Blinding of outcome assessment (detection bias)
- (E) Incomplete outcome data (attrition bias)
- (F) Selective reporting (reporting bias)
- (G) Other bias

**14.6 BEHAVIOUR: 1C. AVERAGE CHANGE SCORE (PANSS-EC) – MEDIUM TERM (1 HOURS)**

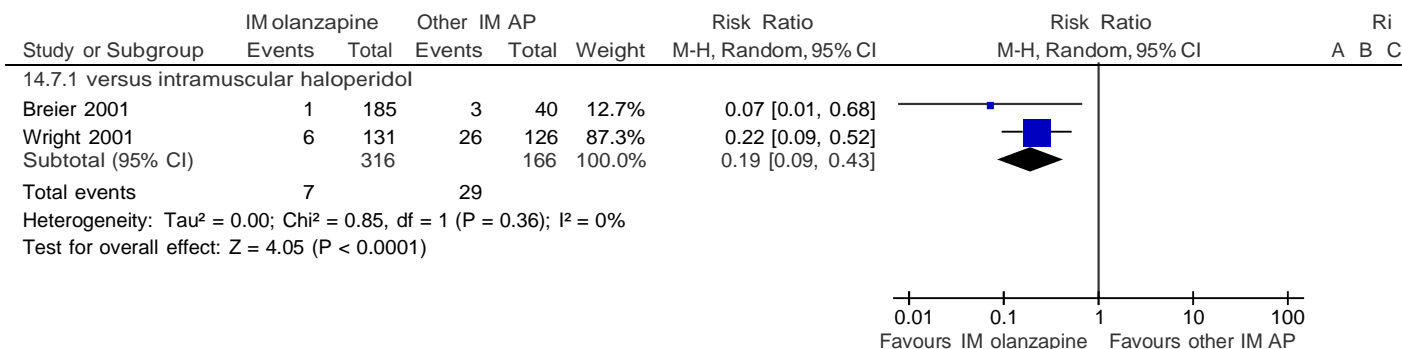


Test for subgroup differences: Chi<sup>2</sup> = 0.23, df = 2 (P = 0.89), I<sup>2</sup> = 0%

Risk of bias legend

- (A) Random sequence generation (selection bias)
- (B) Allocation concealment (selection bias)
- (C) Blinding of participants and personnel (performance bias)
- (D) Blinding of outcome assessment (detection bias)
- (E) Incomplete outcome data (attrition bias)
- (F) Selective reporting (reporting bias)
- (G) Other bias

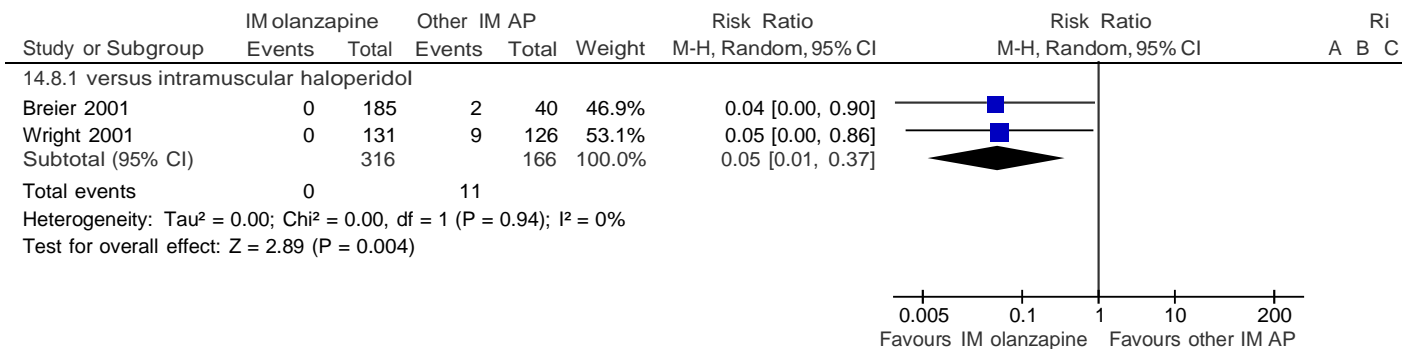
**14.7 ADVERSE EFFECTS: 1B. EXTRAPYRAMIDAL SYMPTOMS – REQUIRING ANTICHOLINERGIC MEDICATION – BY 24 HOURS**



Risk of bias legend

- (A) Random sequence generation (selection bias)
- (B) Allocation concealment (selection bias)
- (C) Blinding of participants and personnel (performance bias)
- (D) Blinding of outcome assessment (detection bias)
- (E) Incomplete outcome data (attrition bias)
- (F) Selective reporting (reporting bias)
- (G) Other bias

**14.8 ADVERSE EFFECTS: 1C. EXTRAPYRAMIDAL SYMPTOMS – DYSTONIA – BY 24 HOURS**

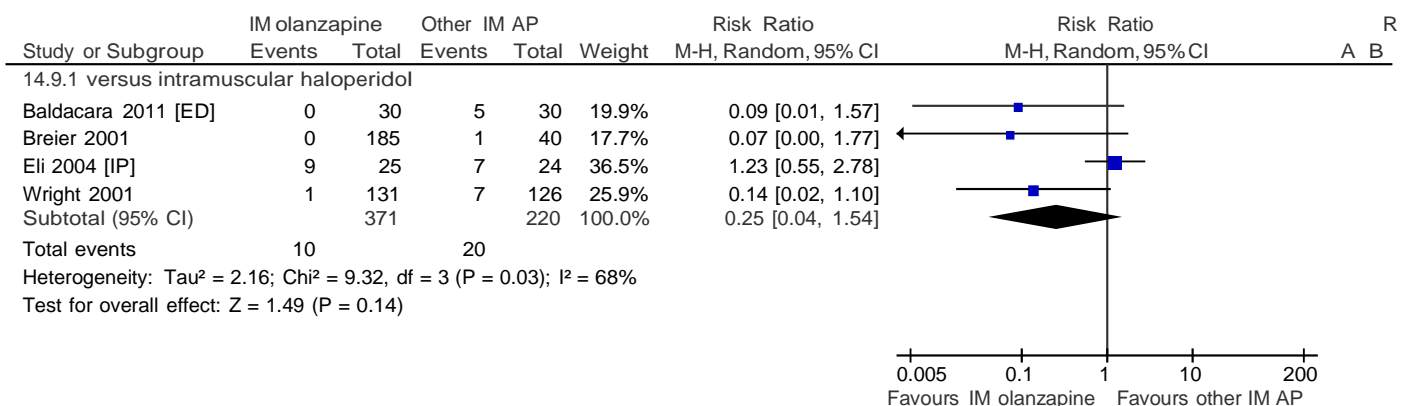


Risk of bias legend

- (A) Random sequence generation (selection bias)
- (B) Allocation concealment (selection bias)
- (C) Blinding of participants and personnel (performance bias)
- (D) Blinding of outcome assessment (detection bias)
- (E) Incomplete outcome data (attrition bias)
- (F) Selective reporting (reporting bias)
- (G) Other bias



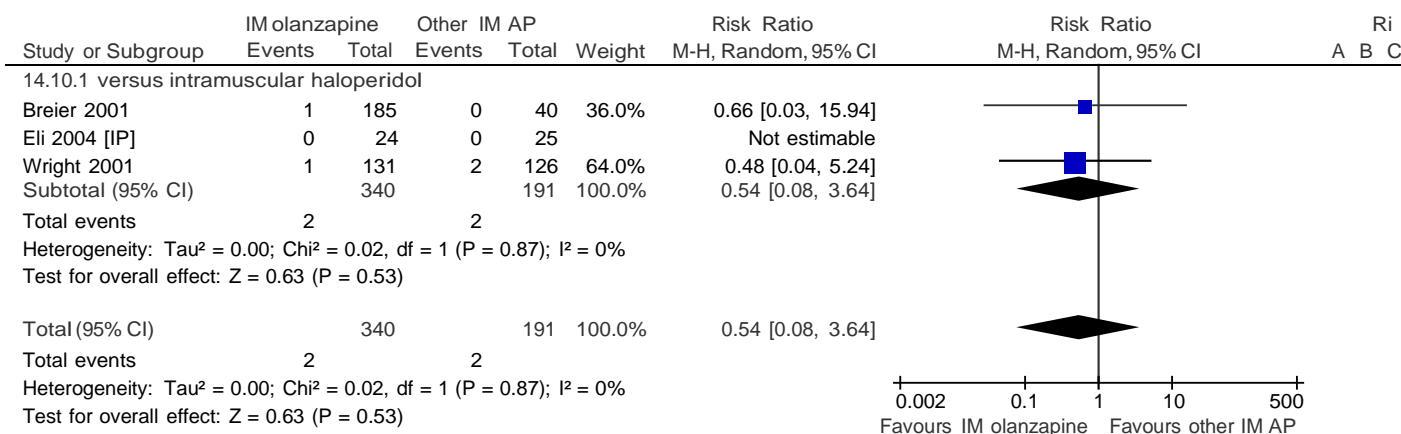
**14.9 ADVERSE EFFECTS: 1D. EXTRAPYRAMIDAL SYMPTOMS/EXTRAPYRAMIDAL SYNDROME**



Risk of bias legend

- (A) Random sequence generation (selection bias)
- (B) Allocation concealment (selection bias)
- (C) Blinding of participants and personnel (performance bias)
- (D) Blinding of outcome assessment (detection bias)
- (E) Incomplete outcome data (attrition bias)
- (F) Selective reporting (reporting bias)
- (G) Other bias

**14.10 ADVERSE EFFECTS: 2. SERIOUS ADVERSE EVENT**

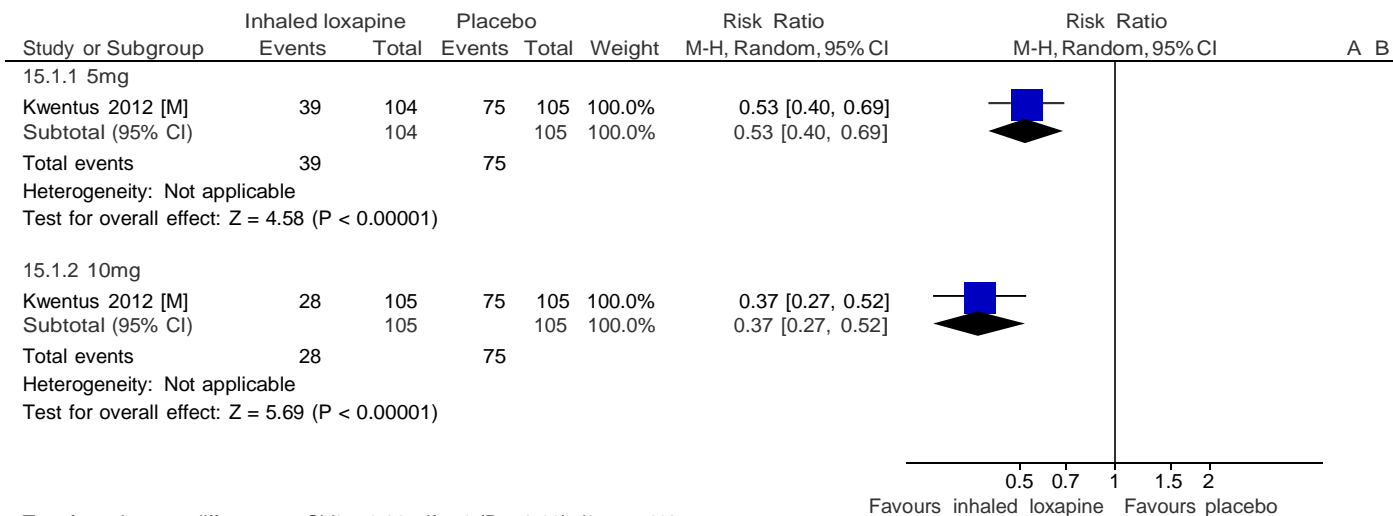


Risk of bias legend

- (A) Random sequence generation (selection bias)
- (B) Allocation concealment (selection bias)
- (C) Blinding of participants and personnel (performance bias)
- (D) Blinding of outcome assessment (detection bias)
- (E) Incomplete outcome data (attrition bias)
- (F) Selective reporting (reporting bias)
- (G) Other bias

## 15 INHALED LOXAPINE VERSUS PLACEBO [NCCMH]

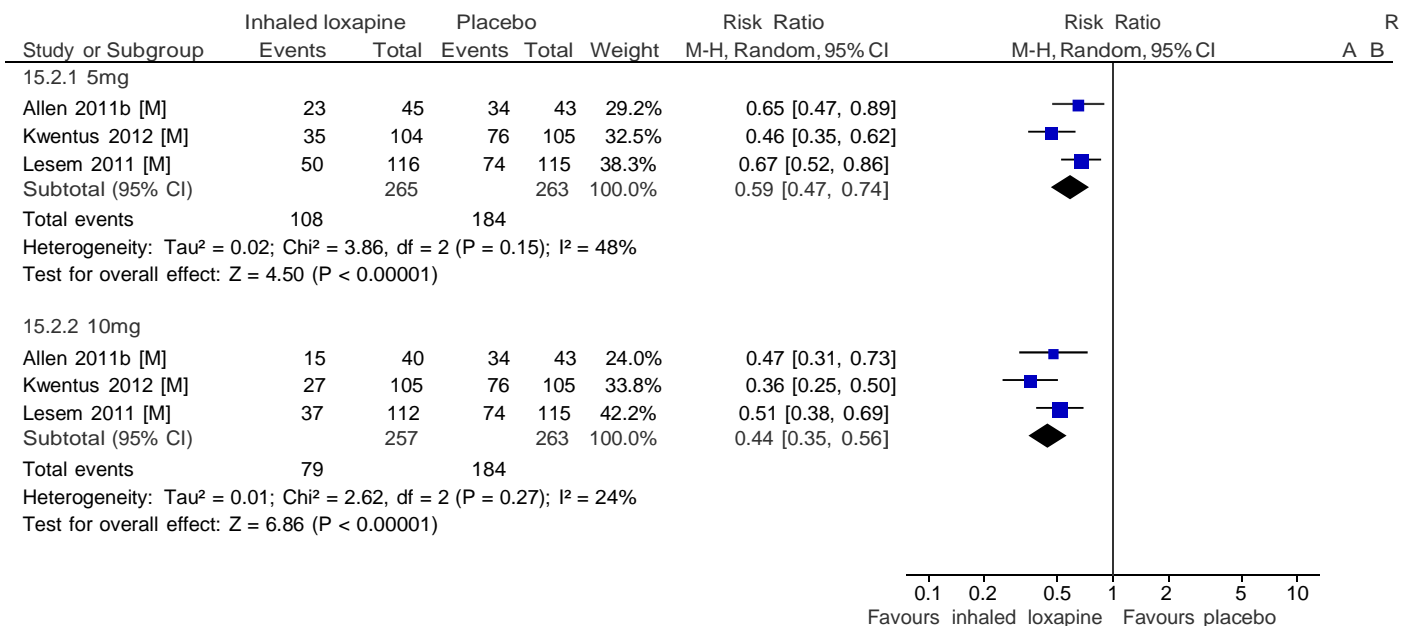
### 15.1 GLOBAL IMPRESSION: 1. MILD TO MARKED AGITATION AT 2 HOURS POST-DOSE (ACES)



Risk of bias legend

- (A) Random sequence generation (selection bias)
- (B) Allocation concealment (selection bias)
- (C) Blinding of participants and personnel (performance bias)
- (D) Blinding of outcome assessment (detection bias)
- (E) Incomplete outcome data (attrition bias)
- (F) Selective reporting (reporting bias)
- (G) Other bias

**15.2 GLOBAL IMPRESSION: 2. NON-RESPONSE (CLINICAL GLOBAL IMPRESSIONS - IMPROVEMENT SCALE)**



Test for subgroup differences: Chi<sup>2</sup> = 2.83, df = 1 (P = 0.09), I<sup>2</sup> = 64.6%

Risk of bias legend

- (A) Random sequence generation (selection bias)
- (B) Allocation concealment (selection bias)
- (C) Blinding of participants and personnel (performance bias)
- (D) Blinding of outcome assessment (detection bias)
- (E) Incomplete outcome data (attrition bias)
- (F) Selective reporting (reporting bias)
- (G) Other bias

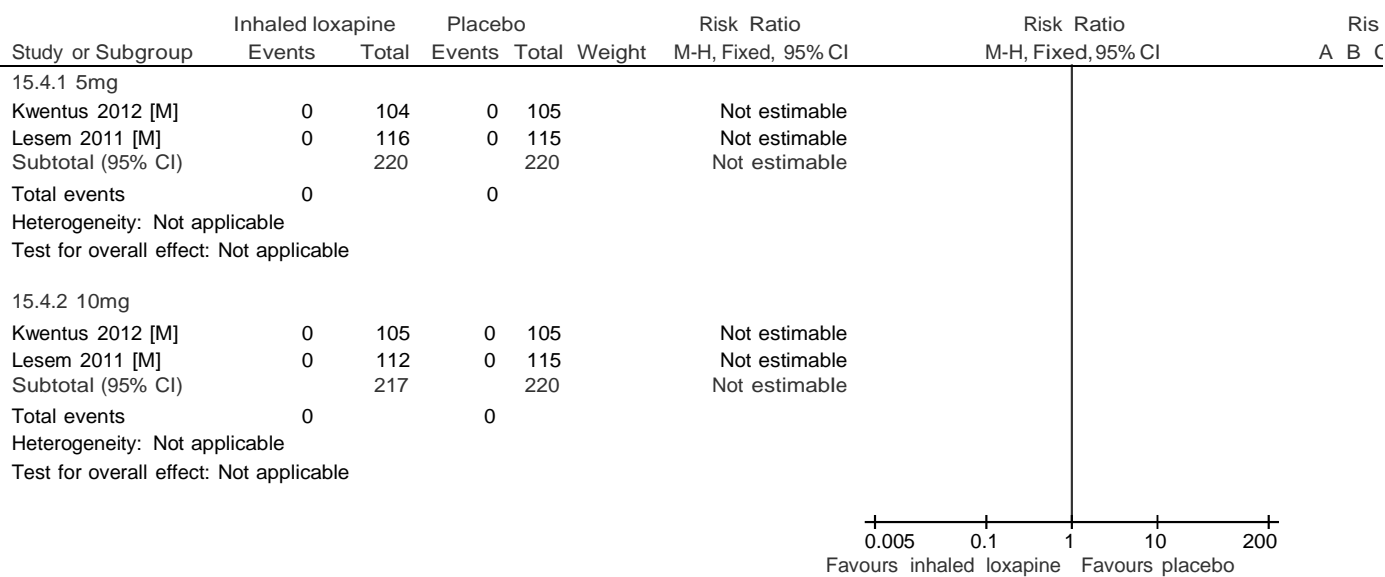
**15.3 GLOBAL IMPRESSION: 3. DEEP SLEEP (ACES)**



Risk of bias legend

- (A) Random sequence generation (selection bias)
- (B) Allocation concealment (selection bias)
- (C) Blinding of participants and personnel (performance bias)
- (D) Blinding of outcome assessment (detection bias)
- (E) Incomplete outcome data (attrition bias)
- (F) Selective reporting (reporting bias)
- (G) Other bias

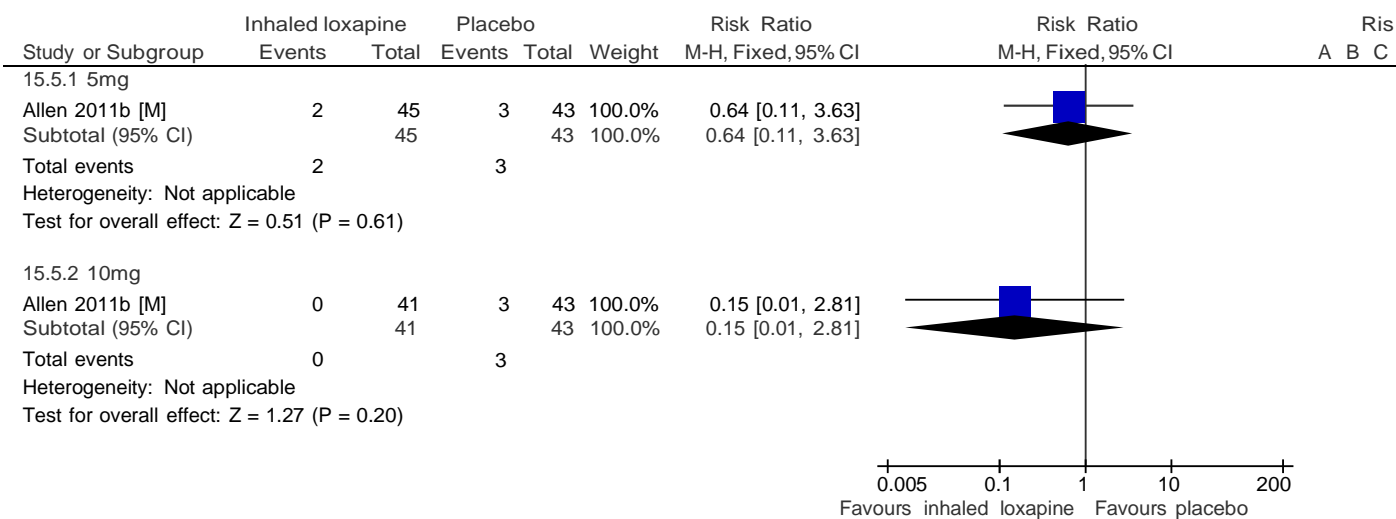
**15.4 GLOBAL IMPRESSION: 4. UNAROUSABLE (ACES)**



Risk of bias legend

- (A) Random sequence generation (selection bias)
- (B) Allocation concealment (selection bias)
- (C) Blinding of participants and personnel (performance bias)
- (D) Blinding of outcome assessment (detection bias)
- (E) Incomplete outcome data (attrition bias)
- (F) Selective reporting (reporting bias)
- (G) Other bias

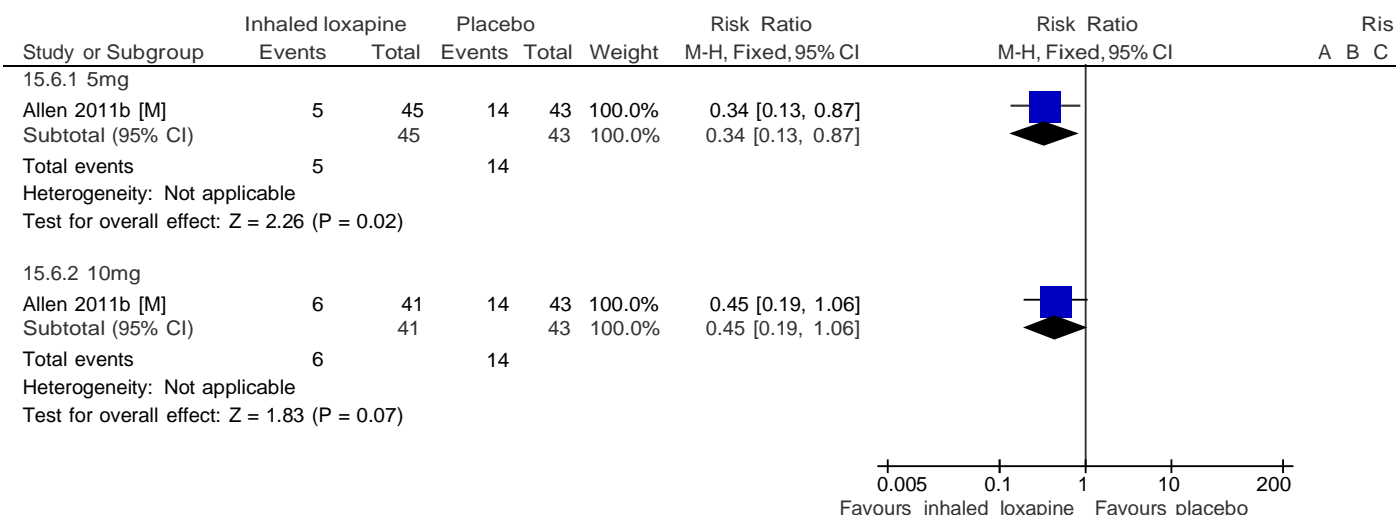
**15.5 GLOBAL IMPRESSION: 5. NEED FOR RESCUE MEDICATION AT 4 HOURS**



Risk of bias legend

- (A) Random sequence generation (selection bias)
- (B) Allocation concealment (selection bias)
- (C) Blinding of participants and personnel (performance bias)
- (D) Blinding of outcome assessment (detection bias)
- (E) Incomplete outcome data (attrition bias)
- (F) Selective reporting (reporting bias)
- (G) Other bias

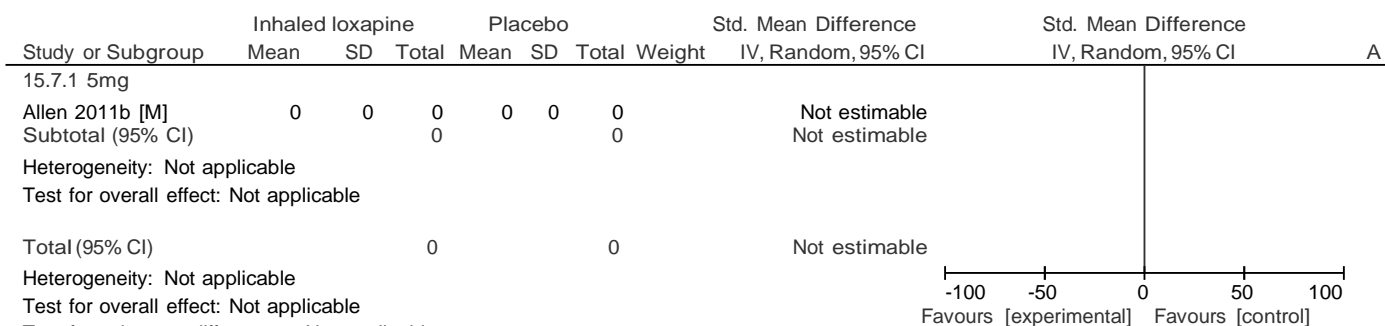
**15.6 GLOBAL IMPRESSION: 5. NEED FOR RESCUE MEDICATION AT 24 HOURS**



Risk of bias legend

- (A) Random sequence generation (selection bias)
- (B) Allocation concealment (selection bias)
- (C) Blinding of participants and personnel (performance bias)
- (D) Blinding of outcome assessment (detection bias)
- (E) Incomplete outcome data (attrition bias)
- (F) Selective reporting (reporting bias)
- (G) Other bias

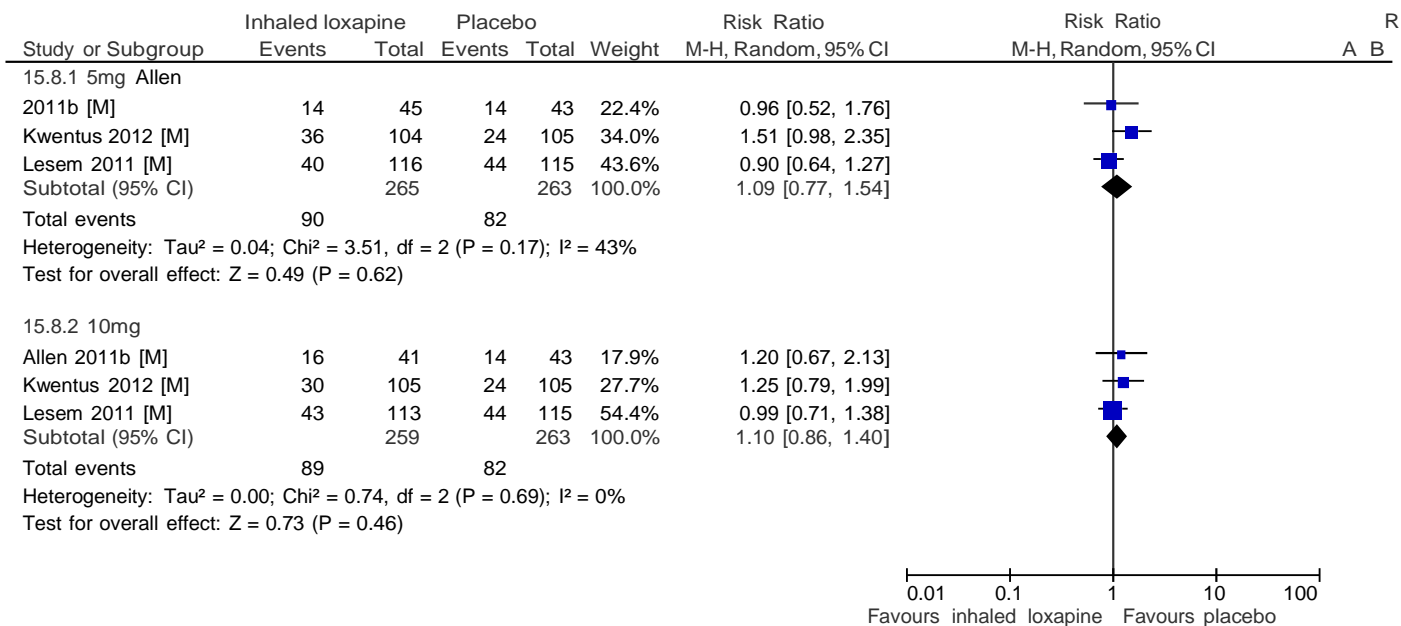
**15.7 BEHAVIOUR: 1A. AVERAGE CHANGE SCORE (PANSS-EC) – MEDIUM TERM (2 HOURS)**



Risk of bias legend

- (A) Random sequence generation (selection bias)
- (B) Allocation concealment (selection bias)
- (C) Blinding of participants and personnel (performance bias)
- (D) Blinding of outcome assessment (detection bias)
- (E) Incomplete outcome data (attrition bias)
- (F) Selective reporting (reporting bias)
- (G) Other bias

**15.8 ADVERSE EFFECTS: 1. AT LEAST ONE ADVERSE EFFECT**

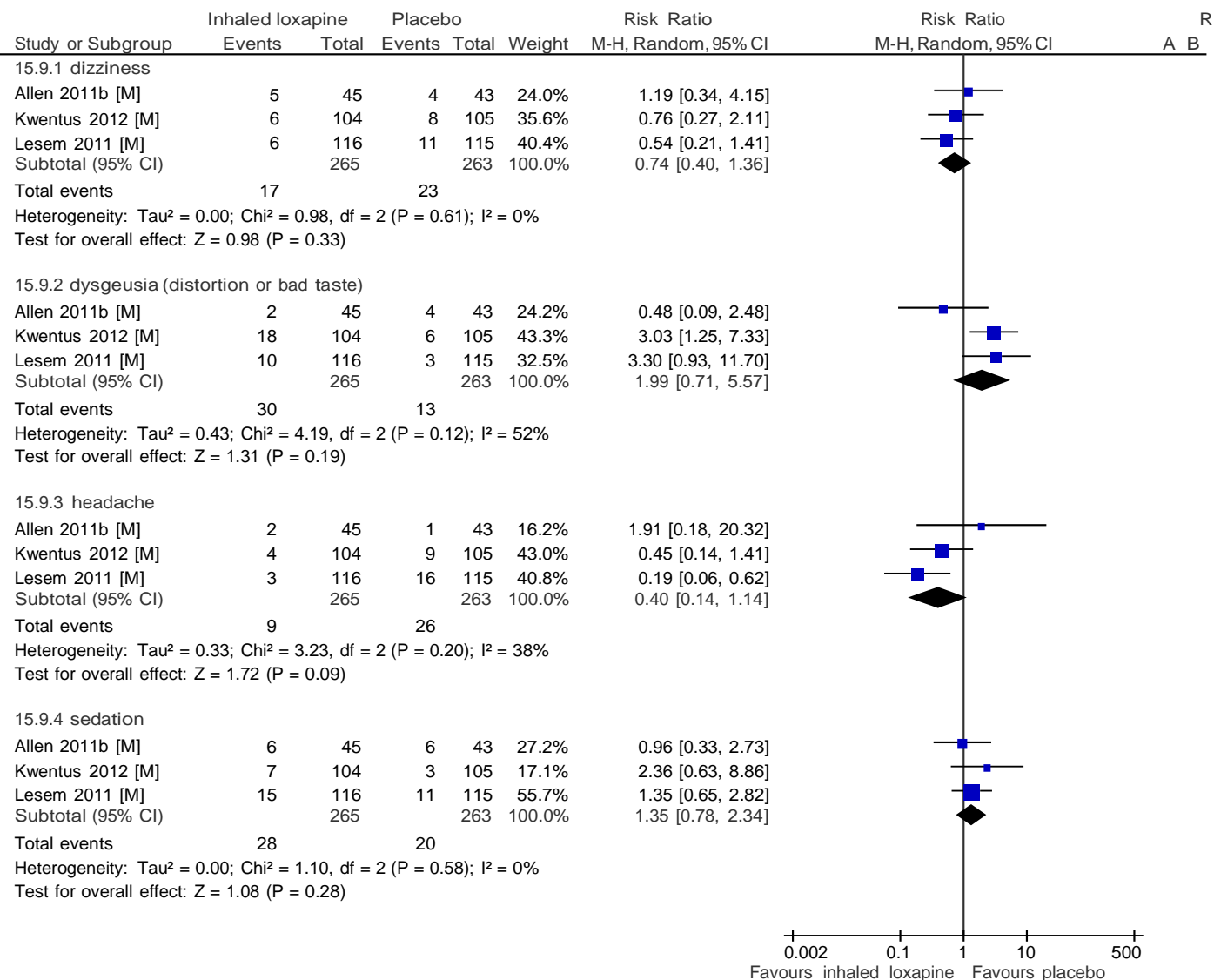


Risk of bias legend

- (A) Random sequence generation (selection bias)
- (B) Allocation concealment (selection bias)
- (C) Blinding of participants and personnel (performance bias)
- (D) Blinding of outcome assessment (detection bias)
- (E) Incomplete outcome data (attrition bias)
- (F) Selective reporting (reporting bias)
- (G) Other bias



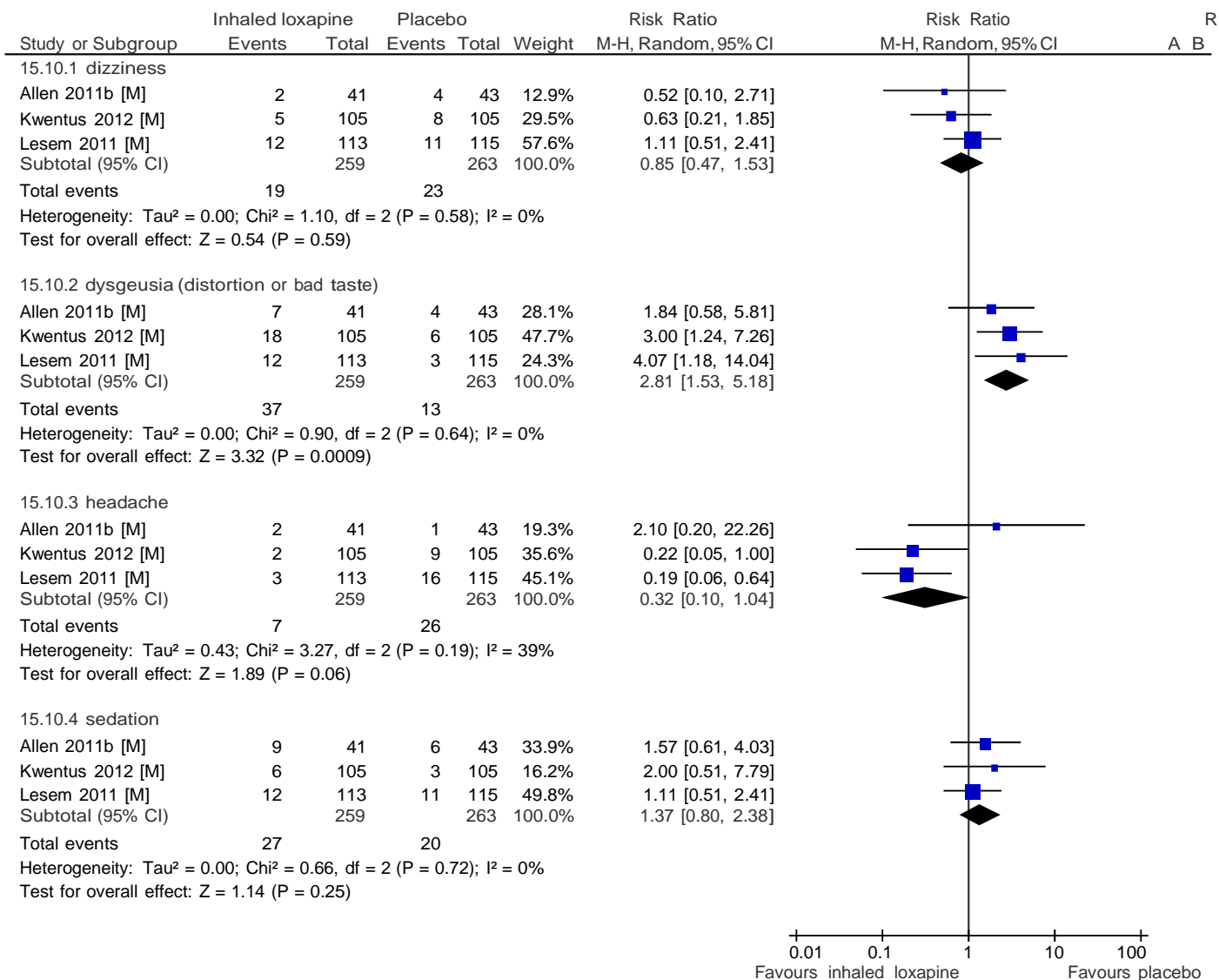
**15.9 ADVERSE EFFECTS: 2. TREATMENT-EMERGENT ADVERSE EFFECTS IN ≥ 5% OF PATIENTS – 5 MG VERSUS PLACEBO**



Risk of bias legend

- (A) Random sequence generation (selection bias)
- (B) Allocation concealment (selection bias)
- (C) Blinding of participants and personnel (performance bias)
- (D) Blinding of outcome assessment (detection bias)
- (E) Incomplete outcome data (attrition bias)
- (F) Selective reporting (reporting bias)
- (G) Other bias

**15.10 ADVERSE EFFECTS: 2. TREATMENT-EMERGENT ADVERSE EFFECTS IN ≥ 5% OF PATIENTS – 10 MG VERSUS PLACEBO**

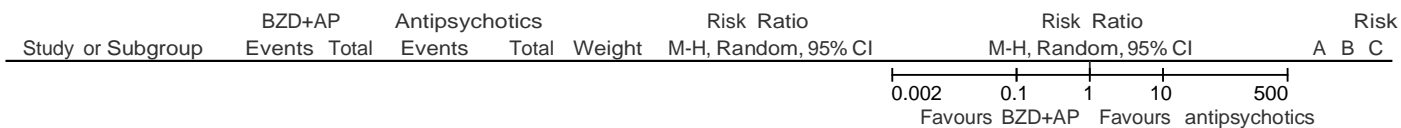


Risk of bias legend

- (A) Random sequence generation (selection bias)
- (B) Allocation concealment (selection bias)
- (C) Blinding of participants and personnel (performance bias)
- (D) Blinding of outcome assessment (detection bias)
- (E) Incomplete outcome data (attrition bias)
- (F) Selective reporting (reporting bias)
- (G) Other bias

## 16 INTRAVENEOUS BENZODIAZEPINE VERSUS INTRAVENEOUS HALOPERIDOL (FOR ACUTE BEHAVIOUR DUE TO PSYCHOSIS)

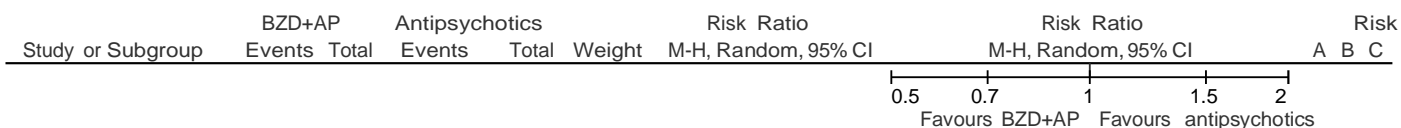
### 16.1 GLOBAL IMPRESSION: 1. NO IMPROVEMENT



Risk of bias legend

- (A) Random sequence generation (selection bias)
- (B) Allocation concealment (selection bias)
- (C) Blinding of participants and personnel (performance bias)
- (D) Blinding of outcome assessment (detection bias)
- (E) Incomplete outcome data (attrition bias)
- (F) Selective reporting (reporting bias)
- (G) Other bias

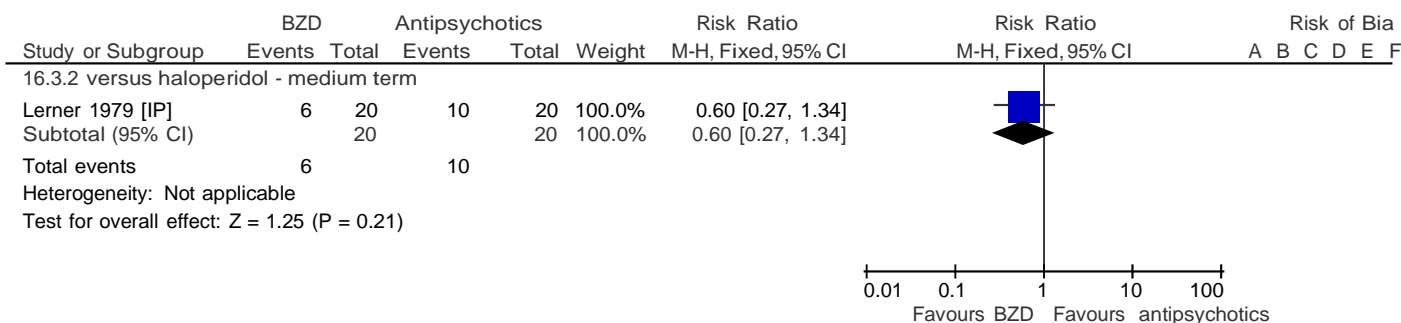
### 16.2 GLOBAL IMPRESSION: 2. NEED FOR ADDITIONAL MEDICATION



Risk of bias legend

- (A) Random sequence generation (selection bias)
- (B) Allocation concealment (selection bias)
- (C) Blinding of participants and personnel (performance bias)
- (D) Blinding of outcome assessment (detection bias)
- (E) Incomplete outcome data (attrition bias)
- (F) Selective reporting (reporting bias)
- (G) Other bias

### 16.3 GLOBAL IMPRESSION: 3. SEDATION



Test for subgroup differences: Not applicable

Risk of bias legend

- (A) Random sequence generation (selection bias)
- (B) Allocation concealment (selection bias)
- (C) Blinding of participants and personnel (performance bias)
- (D) Blinding of outcome assessment (detection bias)
- (E) Incomplete outcome data (attrition bias)
- (F) Selective reporting (reporting bias)
- (G) Other bias

## 16.4 ADVERSE EFFECTS

Study or Subgroup	BZD+AP		Antipsychotics		Weight	Risk Ratio	Risk Ratio	Risk		
	Events	Total	Events	Total		M-H, Random, 95% CI	M-H, Random, 95% CI	A	B	C

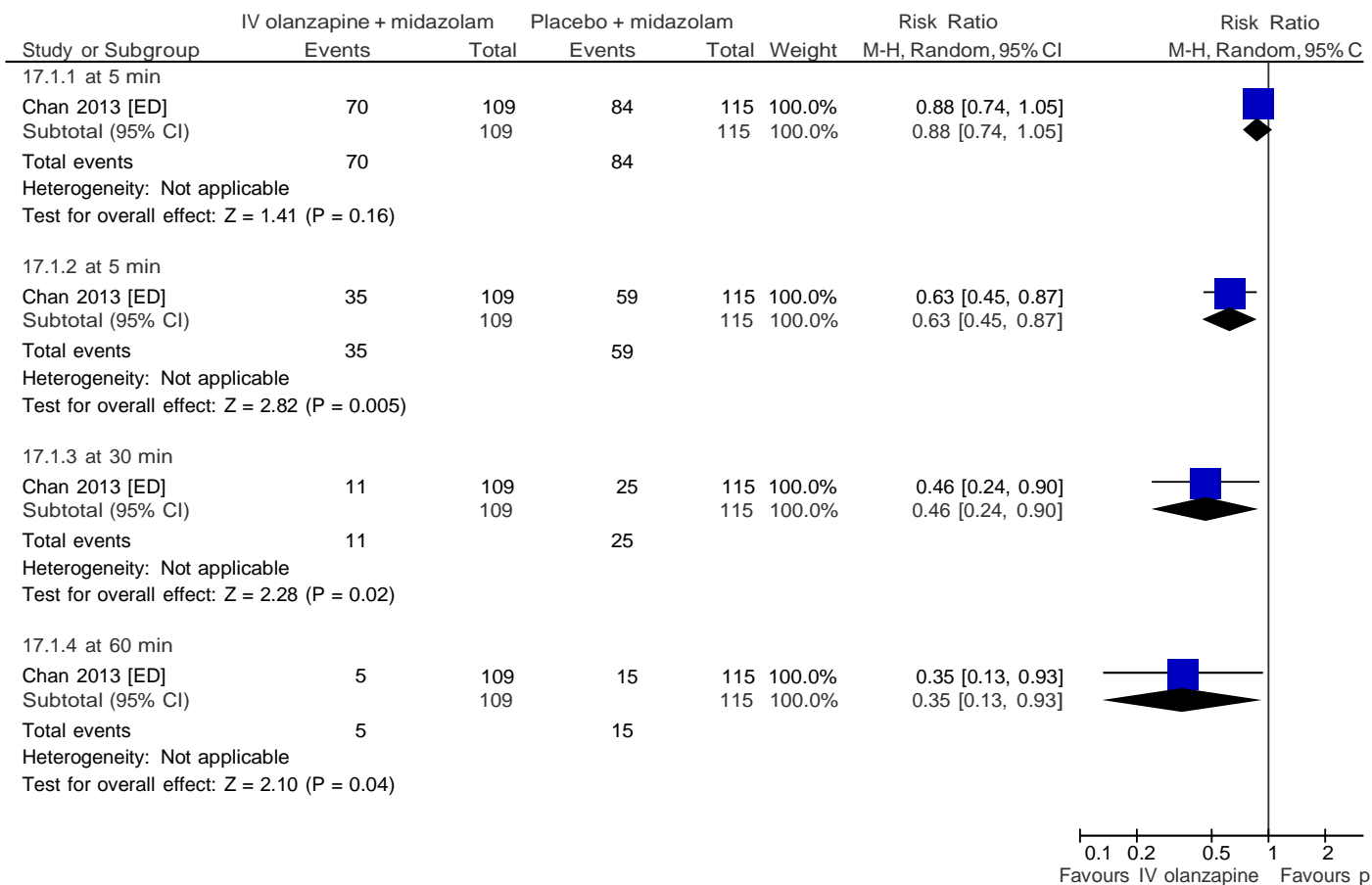
0.01    0.1    1    10    100  
 Favours BZD+AP    Favours antipsychotics

Risk of bias legend

- (A) Random sequence generation (selection bias)
- (B) Allocation concealment (selection bias)
- (C) Blinding of participants and personnel (performance bias)
- (D) Blinding of outcome assessment (detection bias)
- (E) Incomplete outcome data (attrition bias)
- (F) Selective reporting (reporting bias)
- (G) Other bias

## 17 INTRAVENEOUS OLANZAPINE PLUS MIDAZOLAM VERSUS PLACEBO PLUS MIDAZOLAM [NCCMH]

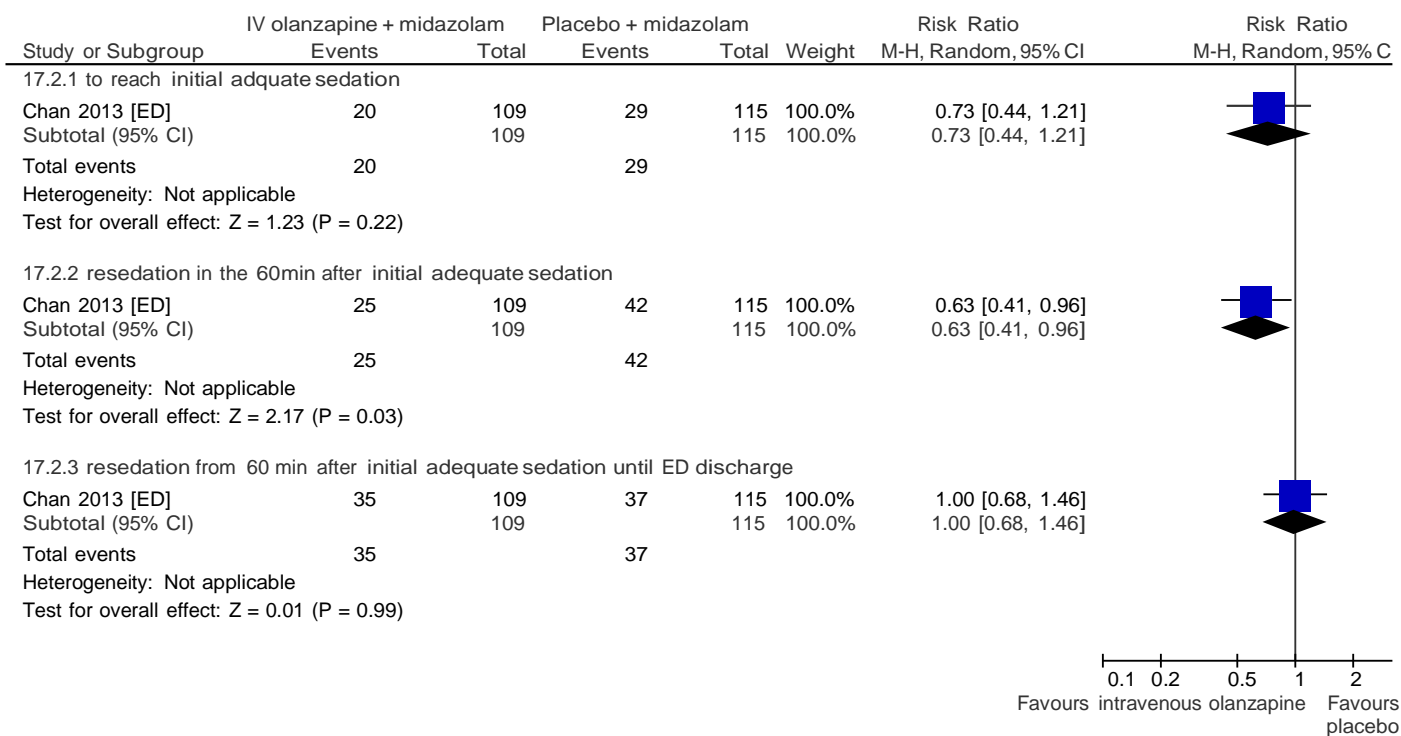
### 17.1 GLOBAL IMPRESSION: 1. NOT ADEQUATELY SEDATED



#### Risk of bias legend

- (A) Random sequence generation (selection bias)
- (B) Allocation concealment (selection bias)
- (C) Blinding of participants and personnel (performance bias)
- (D) Blinding of outcome assessment (detection bias)
- (E) Incomplete outcome data (attrition bias)
- (F) Selective reporting (reporting bias)
- (G) Other bias

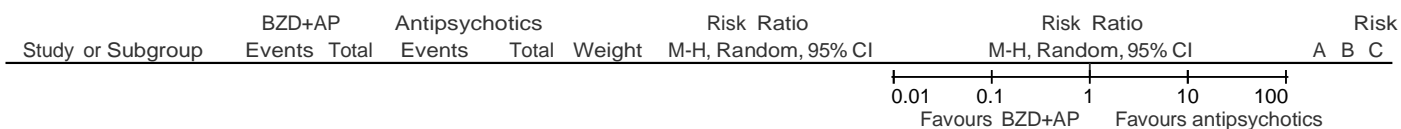
### 17.2 GLOBAL IMPRESSION: 2. REQUIRING ADDITIONAL INTRAMUSCULAR INJECTION



Risk of bias legend

- (A) Random sequence generation (selection bias)
- (B) Allocation concealment (selection bias)
- (C) Blinding of participants and personnel (performance bias)
- (D) Blinding of outcome assessment (detection bias)
- (E) Incomplete outcome data (attrition bias)
- (F) Selective reporting (reporting bias)
- (G) Other bias

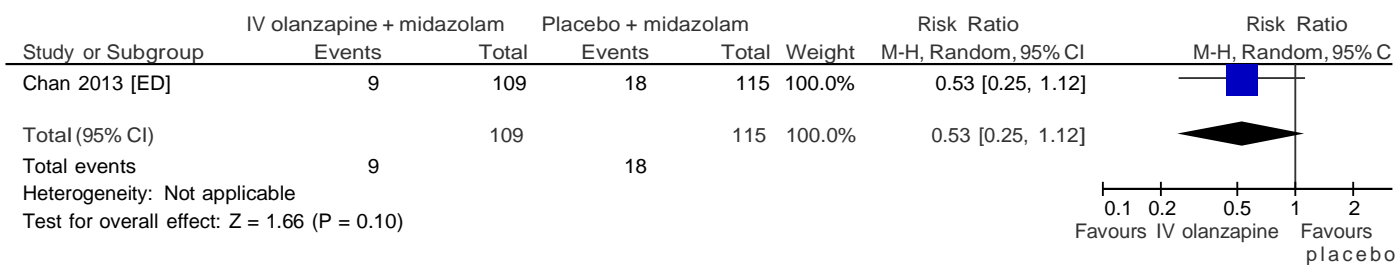
### 17.3 GLOBAL IMPRESSION: 3. SEDATION



Risk of bias legend

- (A) Random sequence generation (selection bias)
- (B) Allocation concealment (selection bias)
- (C) Blinding of participants and personnel (performance bias)
- (D) Blinding of outcome assessment (detection bias)
- (E) Incomplete outcome data (attrition bias)
- (F) Selective reporting (reporting bias)
- (G) Other bias

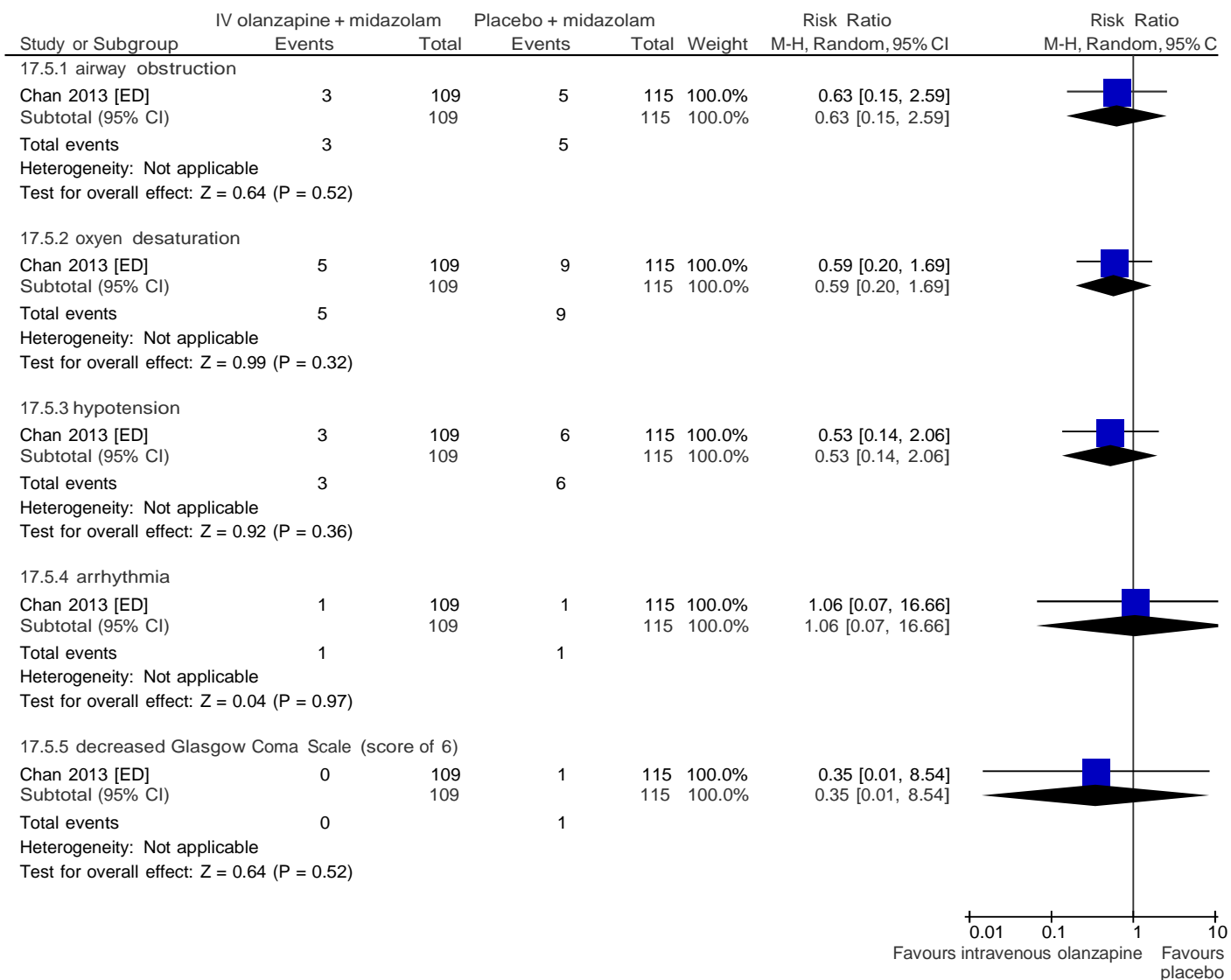
**17.4 ADVERSE EFFECTS: 1. NO. WITH REPORTED ADVERSE EVENT**



Risk of bias legend

- (A) Random sequence generation (selection bias)
- (B) Allocation concealment (selection bias)
- (C) Blinding of participants and personnel (performance bias)
- (D) Blinding of outcome assessment (detection bias)
- (E) Incomplete outcome data (attrition bias)
- (F) Selective reporting (reporting bias)
- (G) Other bias

17.5 ADVERSE EFFECTS: 2. OTHER – BY 24 HOURS



Risk of bias legend

- (A) Random sequence generation (selection bias)
- (B) Allocation concealment (selection bias)
- (C) Blinding of participants and personnel (performance bias)
- (D) Blinding of outcome assessment (detection bias)
- (E) Incomplete outcome data (attrition bias)
- (F) Selective reporting (reporting bias)
- (G) Other bias