

IP 1862

IP 1862

This report was generated on 02/02/22. Overall 3 respondents completed this questionnaire. The report has been filtered to show the responses for 'All Respondents'.

The following charts are restricted to the top 12 codes. Lists are restricted to the most recent 100 rows.

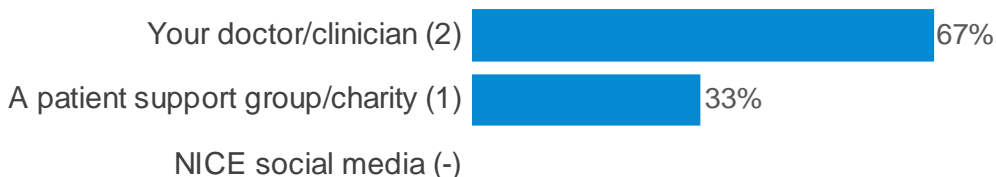
I have read the information above which explains the purpose of the project and how any information I provide will be used



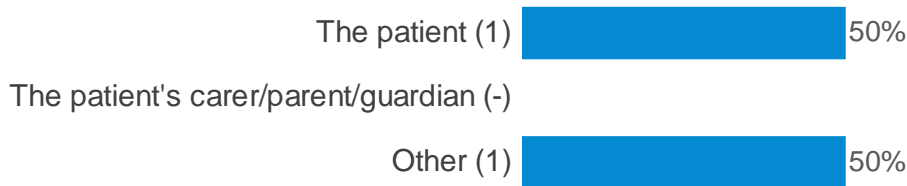
I consent (agree) to NICE using the information I have given in the ways described above



How did you hear about this survey?



Are you (the person completing the questionnaire):



Your age (in years)

Count	Sum	Mean	Sample Standard Deviation	Minimum	Maximum	Range
3	244	81.33	4.04	77	85	8

How long ago did you have the procedure?

- may 14th 2021
- june 2021
- 13th August 2020

IP 1862

In years

Count	Sum	Mean	Sample Standard Deviation	Minimum	Maximum	Range
0	-	-	-	-	-	-

In months (OR In months)

Count	Sum	Mean	Sample Standard Deviation	Minimum	Maximum	Range
1	17	17	0	17	17	0

In months (OR In weeks)

Count	Sum	Mean	Sample Standard Deviation	Minimum	Maximum	Range
0	-	-	-	-	-	-

To which gender identity do you most identify?



Prefer not to say (-)

Did the procedure work?

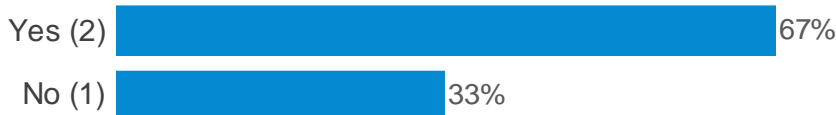


If somewhat or no, please provide further details along with information about whether symptoms later reoccurred.

pressure is fine now

IOP before operation 50 mm Hg, after operation 50 mm Hg. The surgeon told me immediately following the operation that he had only been able to complete about two-thirds of the 360 degrees procedure owing to scar tissue from a previous trabeculectomy so the procedure would not be as successful as it might have been.

Did you have any side-effects following your procedure?



IP 1862

If yes, please provide further details along with information about whether symptoms later reoccurred.

couldn't see until the next wednesday, no vision at all. i was disturbed by that. when i left hospital i could see but then after 25 mins i couldn't see.

The procedure was carried out together with cataract surgery under local anaesthetic. While in the care of an NHS nurse a few hours afterwards, as well as prescribed post op. drops, a Xalacom drop was instilled in the operated eye as well as my other eye which was still being treated for comfort although it only had some awareness of light. This was not in the Nurse's instructions and immediately caused what I can only describe as a "white-out" which remained.

How long did it take you to recover from the procedure?

the next day

not long at all

I haven't recovered from the "white-out" and instead of going home the next day as planned I didn't get home for 8 weeks. I might have stayed in hospital for the insertion of a Baerveldt tube a few days later as IOP remained very high.

How did the procedure positively affect your condition and/or your quality of life?

Please consider things such as:

- Your physical symptoms
- Your ability to perform daily activities
- Your quality of life, lifestyle and/or social life
- Your state of mind, emotional health and/or wellbeing
- The effect on family, friends and others

i could see better without my glasses. i tried my old glasses on recently and compared to what i can see now, there's no connection. it's made me feel better in myself.

Unfortunately not at all

How did the procedure negatively affect your condition and/or your quality of life?

Please consider things such as:

- Your physical symptoms
- Your ability to perform daily activities
- Your quality of life, lifestyle and/or social life
- Your state of mind, emotional health and/or wellbeing
- The effect on family, friends and others


no, don't think so

no

My experience was disastrous and life-changing. I was in a state of severe shock for some time and now after 17 moths am still angry that a nurse for a moment completely forgot one of her most important duties. In spite of the developing cataract my vision had been 6:6 [corrected] and I had passed the DVLA fields test so was driving. I don't attribute my current condition to the canaloplasty and I suspect that what happened to me may be very rare or even unique. The surgeon who carried out the procedure made it clear to me that the Xalacom drop should not have been used at that stage and reported the nurse. I have since asked other FRCOphth consultants about the nature of the damage to my eye and the prognosis. Two of them who have never carried out canaloplasty didn't answer my question. I recently consulted a Moorfields speciaist who does carry out canaloplasty and he couldn't give me an answer, I think because it was a mistake that has never happened in his experience.

IP 1862

Did you require anymore treatment, including procedures or surgery after this procedure?



If yes, please provide further details.

Baerveldt tube inserted as IOP remained very high plus now on Xalacom [latanoprost + timolol] and Azopt [brinzolamide] eye drops.

Would you recommend this procedure to another patient with your condition?



If yes, what might you tell them?

not to worry about it, no pain, no nothing

don't be afraid of having it, the doctors make you feel very relaxed while having it. dr was speaking the whole the time and put me at ease. felt very relaxed.

It might work for them and could be effective long-term. Make sure they know what eye drops should be used following the operation

If the procedure had an impact on any other areas of your life that are not covered by the questions above please tell us about them here.

haven't had a follow up...yet....but have an appointment soon.

The procedure itself isn't the reason why following it I now carry a white cane.