

Perioperative care in adults

[E] Evidence review for preoperative
management of anaemia

NICE guideline

Intervention evidence review

November 2019

Draft for consultation

*Developed by the National Guideline Centre,
hosted by the Royal College of Physicians*

Disclaimer

The recommendations in this guideline represent the view of NICE, arrived at after careful consideration of the evidence available. When exercising their judgement, professionals are expected to take this guideline fully into account, alongside the individual needs, preferences and values of their patients or service users. The recommendations in this guideline are not mandatory and the guideline does not override the responsibility of healthcare professionals to make decisions appropriate to the circumstances of the individual patient, in consultation with the patient and, where appropriate, their carer or guardian.

Local commissioners and providers have a responsibility to enable the guideline to be applied when individual health professionals and their patients or service users wish to use it. They should do so in the context of local and national priorities for funding and developing services, and in light of their duties to have due regard to the need to eliminate unlawful discrimination, to advance equality of opportunity and to reduce health inequalities. Nothing in this guideline should be interpreted in a way that would be inconsistent with compliance with those duties.

NICE guidelines cover health and care in England. Decisions on how they apply in other UK countries are made by ministers in the [Welsh Government](#), [Scottish Government](#), and [Northern Ireland Executive](#). All NICE guidance is subject to regular review and may be updated or withdrawn.

Copyright

© NICE 2019. All rights reserved. Subject to [Notice of rights](#).

Contents

1	Preoperative management of anaemia	6
1.1	Review question: What is the most clinically and cost effective oral iron supplementation strategy for the preoperative management of iron deficiency anaemia?	6
1.2	Review question: What is the most clinically and cost effective management strategy for the preoperative management of iron deficiency anaemia?	6
1.3	Introduction	6
1.4	PICO table	6
1.5	Clinical evidence	7
1.5.1	Included studies for oral iron	7
1.5.2	Included studies for IV iron	7
1.5.3	Excluded studies	7
1.5.4	Summary of clinical studies included	8
1.5.5	Quality assessment of clinical studies included in the evidence review	9
1.6	Economic evidence	13
1.6.1	Included studies	13
1.6.2	Excluded studies	13
1.6.3	Unit costs	13
1.6.4	Other calculations	15
1.7	Evidence statements	16
1.7.1	Clinical evidence statements	16
1.7.2	Health economic evidence statements	16
1.8	The committee's discussion of the evidence	17
1.8.1	Interpreting the evidence	17
1.8.2	Cost effectiveness and resource use	18
1.8.3	Other factors the committee took into account	20
	Appendices	26
	Appendix A: Review protocols	26
	Appendix B: Literature search strategies	40
	B.1 Clinical search literature search strategy	40
	B.2 Health Economics literature search strategy	42
	Appendix C: Clinical evidence selection	47
	Appendix D: Clinical evidence tables	49
	1.8.4 Oral iron	49
	1.8.5 IV iron	49
	Appendix E: Forest plots	56
	E.1 IV iron versus oral iron	56
	Appendix F: GRADE tables	58
	Appendix G: Health economic evidence selection	60

Appendix H: Health economic evidence tables	61
Appendix I: Excluded studies.....	62
I.1 Excluded clinical studies.....	62
I.2 Excluded health economic studies.....	63
Appendix J: Research recommendations	64

1 Preoperative management of anaemia

1.1 Review question: What is the most clinically and cost effective oral iron supplementation strategy for the preoperative management of iron deficiency anaemia?

1.2 Review question: What is the most clinically and cost effective management strategy for the preoperative management of iron deficiency anaemia?

1.3 Introduction

Anaemia is a recognised predictor of adverse postoperative outcome. It is associated with an increased rate of perioperative blood transfusion and increased postoperative morbidity and mortality. Furthermore anaemia is common in the surgical population, particularly in the high risk group undergoing intermediate or major surgery. These data have led to an establishment of rapid access anaemia clinics employing patient blood management strategies including the administration of preoperative oral and intravenous iron. However, the question of whether these preoperative interventions, such as oral or intravenous iron therapy, can improve preoperative haemoglobin levels, reduce the need for postoperative blood transfusions and improve clinician and patient reported outcomes are unanswered. This section of the guideline aims to review the evidence for clinical and cost effectiveness of such strategies to inform clinical practice.

1.4 PICO table

For full details see the review protocol in Appendix A:.

Table 1: PICO characteristics of oral iron

Population	Adults 18 years and over having surgery who have been identified during preoperative assessment as having iron deficiency anaemia (haemoglobin <130 g/L (13 g/dL) in men older than age 15 years, <120 g/L (12 g/dL) in non-pregnant women older than age 15 years, and <110 g/L (11 g/dL) in pregnant women) undergoing surgery).
Intervention	Alternate day oral iron therapy
Comparison	Daily oral iron therapy
Outcomes	Critical outcomes: <ul style="list-style-type: none">• all-cause mortality• health-related quality of life• preoperative Hb level• transfusion (pre-, intra- and post-surgery)• postoperative morbidity score (POMS)• change in healthcare management (for example, delayed surgery or surgery cancellation) Important outcomes: <ul style="list-style-type: none">• length of hospital stay• unplanned ICU admission• ICU length of stay (planned and unplanned)• adherence• adverse events from iron tablets (e.g. constipation, nausea)

Study design	Randomised controlled trials (RCTs), systematic reviews of RCTs.
---------------------	--

1 **Table 2: PICO characteristics of IV iron**

Population	Adults 18 years and over having elective surgery who have been identified during preoperative assessment as having iron deficiency anaemia.
Intervention	Preoperative intravenous iron therapy
Comparison	Preoperative oral iron therapy
Outcomes	<p>Critical outcomes:</p> <ul style="list-style-type: none"> • all-cause mortality • health-related quality of life • preoperative Hb level • blood transfusion (pre-, intra- and post-surgery) • postoperative morbidity score (POMS) • change in healthcare management (for example, delayed surgery or surgery cancellation) <p>Important outcomes:</p> <ul style="list-style-type: none"> • length of hospital stay • unplanned ICU admission • ICU length of stay (planned and unplanned) • adverse events from iron infusion (e.g. constipation, nausea) • adverse events from transfusion (e.g. infections, reactions (compatibility), hypersensitivity to)
Study design	Randomised controlled trials (RCTs), systematic reviews of RCTs. Prospective cohort studies if no RCT evidence is identified.

2 **1.5 Clinical evidence**

3 **1.5.1 Included studies for oral iron**

4 No relevant clinical studies comparing alternate day oral iron therapy with daily oral iron
5 therapy were identified.

6 See also the study selection flow chart in appendix C.

7 **1.5.2 Included studies for IV iron**

8 Three randomised controlled trials were included in the review comparing IV iron to oral
9 iron;^{29, 31, 47} these are summarised in Table 3 below. Evidence from these studies is
10 summarised in the clinical evidence summary below (Table 4).

11 See also the study selection flow chart in appendix C, study evidence tables in appendix D,
12 forest plots in appendix E and GRADE tables in appendix F.

13 **1.5.3 Excluded studies**

14 See the excluded studies list in Appendix I:
15
16

1 © NICE 2019. All rights reserved. Subject to Notice of rights.
2 **1.5.4 Summary of clinical studies included**

Table 3: Summary of clinical studies included

Study	Intervention and comparison	Population	Outcomes	Comments
Keeler 2017 ²⁹	<p>IV iron: Ferric carboxymaltose diluted in 250 ml 0.9% saline. Dose calculated using body weight and Hb level. Maximum dose of 1000mg per week and 2000mg during the trial. Treatment for at least 2 weeks before surgery, median 3 weeks. (n=55)</p> <p>Oral iron: Ferrous sulphate 200mg twice daily until surgery. Treatment for at least 2 weeks before surgery, median 3 weeks. (n=61)</p>	<p>Patients diagnosed with colorectal cancer with haemoglobin <11 g/dl for women and <12 g/dl for men, scheduled to undergo surgery.</p> <p>Median age (range): 74 (67-81)</p> <p>UK</p>	<ul style="list-style-type: none"> • Perioperative Hb level • Blood transfusion • Length of hospital stay • Adverse events 	
Kim 2009 ³¹	<p>IV iron: Iron sucrose calculated following formula: weight (kg) x [10 Hb (g/dl) - actual Hb (g/dl) x 2.4 = 500 mg, rounded to the nearest multiple of 100 mg. Most patients received iron sucrose infusion at a rate of 200 mg every other day, 3 times a week, beginning 3 weeks before surgery. (n=39)</p> <p>Oral iron: 2 ampoules of oral protein succinylate (total of 80 mg of elementary iron) per day,</p>	<p>Menorrhagic patients with established IDA who had haemoglobin levels <9 g/dl and were scheduled to undergo surgical treatment.</p> <p>Mean age (SD): 42 (7.5)</p> <p>South Korea</p>	<ul style="list-style-type: none"> • Perioperative Hb level • Adverse events 	

Study	Intervention and comparison	Population	Outcomes	Comments
	3 weeks before surgery until time of surgery. (n=37)			
Padmanabhan 2019 ⁴⁷	<p>IV oral therapy: Patients received FCM (Ferinject) treatment in accordance with the manufacturer's instructions (maximum dose 1000 mg). FCM was diluted in 250 ml of 0.9% sodium chloride using an aseptic technique and administered over 30 min during the preoperative clinic. The dose of FCM was calculated using a fixed FCM dosing regimen. A second dose was offered when required. (n=22)</p> <p>Oral iron therapy: Patients received 200mg of ferrous sulphate twice daily for 3-8 weeks until surgery. (n=22)</p>	<p>Patients scheduled for elective cardiac surgery, defined as coronary artery bypass graft and/or open valve surgery, were included if they were also anaemic according to the World Health Organization criteria (haemoglobin <120 g/l for women and <130 g/l for men).</p> <p>Mean age (SD): 74 (11)</p> <p>UK</p>	<ul style="list-style-type: none"> • Quality of life • Perioperative Hb level • Transfusions • Adverse events • Length of hospital stay • Length of ICU stay 	

1 See appendix D for full evidence tables.

2

3 1.5.5 Quality assessment of clinical studies included in the evidence review

4 **Table 4: Clinical evidence summary: IV iron compared to oral iron for preoperative management of anaemia**

Outcomes	No of	Quality of the	Relati	Anticipated absolute effects
----------	-------	----------------	--------	------------------------------

	Participants (studies) Follow up	evidence (GRADE)	ve effect (95% CI)	Risk with Oral iron	Risk difference with IV iron (95% CI)
Change in Hb levels from preoperative to postoperative	56 (1 study) 3 weeks	⊕⊕⊕⊖ MODERATE ¹ due to risk of bias		The mean change in Hb levels from preoperative to postoperative in the oral group was 0.8 g/dl	The mean change in Hb levels from preoperative to postoperative in the IV group was 2.2 higher (1.46 to 2.94 higher)
Preoperative Hb levels	44 (1 study) postoperatively	⊕⊖⊖⊖ VERY LOW ^{1,2} due to risk of bias, imprecision		The mean preoperative Hb levels in the control groups was 118.3 g/L	The mean preoperative Hb levels in the intervention groups was 1.80 higher (4.67 lower to 8.27 higher)
Patients transfused	40 (1 study) postoperatively	⊕⊕⊖⊖ LOW ^{1,2} due to risk of bias, imprecision	RR 1.33 (0.88 to 2.02)	Moderate	
				600 per 1000	198 more per 1000 (from 72 fewer to 612 more)
Pre-operative blood transfusion	105 (1 study) 3 weeks	⊕⊕⊖⊖ LOW ² due to imprecision	Peto OR 0.15 (0.01 to 2.36)	Moderate	
				91 per 1000	80 fewer per 1000 (from 90 fewer to 100 more)
Blood transfusion on the day of surgery	105 (1 study) 3 weeks	⊕⊕⊖⊖ LOW ² due to imprecision	RR 1.10 (0.38 to 3.19)	Moderate	
				109 per 1000	11 more per 1000 (from 68 fewer to 234 more)
Post-operative blood transfusion	105 (1 study) 3 weeks	⊕⊕⊖⊖ LOW ² due to imprecision	RR 0.73 (0.22 to 2.36)	Moderate	
				109 per 1000	29 fewer per 1000 (from 85 fewer to 158 more)

Outcomes	No of Participants (studies) Follow up	Quality of the evidence (GRADE)	Relative effect (95% CI)	Anticipated absolute effects	
				Risk with Oral iron	Risk difference with IV iron (95% CI)
Perioperative blood transfusion volume	105 (1 study) 3 weeks	⊕⊕⊖⊖ LOW2 due to imprecision	2.45)	The mean volume of transfusion from preoperative to postoperative in the oral group was 0.63 units	The mean volume of transfusion from preoperative to postoperative in the IV group was 0.07 units higher (0.58 lower to 0.71 higher)
Complications	96 (2 studies) 3 weeks	⊕⊖⊖⊖ VERY LOW1,2 due to risk of bias, imprecision	RR 0.93 (0.65 to 1.32)	Moderate 413 per 1000	29 fewer per 1000 (from 145 fewer to 132 more)

1 Downgraded by 1 increment if the majority of the evidence was at high risk of bias, and downgraded by 2 increments if the majority of the evidence was at very high risk of bias.
2 Downgraded by 1 increment if the confidence interval crossed one MID or by 2 increments if the confidence interval crossed both MIDs.

See appendix F for full GRADE tables.

Table 5: Clinical evidence summary: Evidence not suitable for GRADE analysis

Study	Outcome	Intervention results	Intervention group (n)	Comparison results	Comparison group (n)	Risk of bias
Padmanabhan 2019 ⁴⁷	Quality of life	No statistically significant differences in any subset of the EQ-5D or SF-36 were identified when considering the effects of treatment during the 3 study visits.				Very high
Keeler 2017 ²⁹	Hb level change from baseline to surgery (g/dl)	Median (IQR): 1.55 (0.93-2.58)	50	Median (IQR): 0.5 (-0.13-1.33)	55	Low
		Change score of intervention vs control was statistically significant. P<0.001				
Padmanabhan 2019 ⁴⁷	Transfusion requirements	Median (IQR): 2.0 units (1.0–4.8)	22	Median (IQR): 1.5 units (0–2.0)	22	High

Study	Outcome	Intervention results	Intervention group (n)	Comparison results	Comparison group (n)	Risk of bias
Keeler 2017 ²⁹	Complications	Post-infusion headache was the most frequent complication (reported by three people). One significant adverse event was reported, a rash that required intervention of oral antihistamine medication. (n=55)		Two people reduced their dose because of complication (dyspepsia and constipation). (n=61)		High
Keeler 2017 ²⁹	Post-operative length of stay (days)	Median (IQR): 6 (5-10)	50	Median (IQR): 6 (4-9)	55	Low
		Change score of intervention vs control was not statistically significant. P=0.950				
Padmanabhan 2019 ⁴⁷	Length of hospital stay	Median (IQR): 7days (3–49)	20	Median (IQR): 9 days (3–30)	20	High
Padmanabhan 2019 ⁴⁷	Length of ICU stay	Median: 88.0 hours	20	Median (IQR): 69 (12–190)	20	High

1 1.6 Economic evidence

2 1.6.1 Included studies

3 No health economic studies were included.

4 1.6.2 Excluded studies

5 No relevant health economic studies were excluded due to assessment of limited
6 applicability or methodological limitations.

7 See also the health economic study selection flow chart in Appendix G:.

8 1.6.3 Unit costs

9 Relevant unit costs are provided below to aid consideration of cost effectiveness.

10 Oral iron:

11 **Table 6: UK costs of oral iron drugs**

Drug	Formulation	Dose	Unit cost	Cost – 3 weeks	Cost – 3 months	Source of dosage
Ferrous sulfate	Tablets	210mg 3 times daily	Pack of 28 = £1.06	£2.39	£10.36	GC member
Ferrous sulfate	Tablets	210mg 3 times a day, on alternate days	Pack of 28 = £1.06	£1.19	£5.18	Stoffel 2017 ⁵⁶

12 *Source: British National Formulary, September 2019²⁷*

13 IV iron:

14 Table 7 shows the drug costs associated with IV iron, and Table 8 shows the additional
15 resource use associated with this approach.
16
17

18 **Table 7: UK costs of intravenous iron**

Drug	Iron mg/vial	No. of vials per visit	No. of visits	Cost/vial	Total drug cost	Source of dosage
Ferric carboxymaltose	500mg	2	2	£81	£325	Keeler 2017 ²⁹
Iron sucrose	100mg	2	3	£9	£52	GC opinion
Iron dextran	500mg	2	1	£40	£80	Blood transfusion guideline ⁴²
Iron isomaltoside 1000	500mg	2	1	£85	£170	
Unweighted average					£134	

19 *Sources: British National Formulary, May 2018²⁷*

1

Table 8: Costs of administering intravenous iron

Drug	Preparation (minutes) ^(a)	Infusion time (minutes) ^(a)	Observation (minutes) ^(a)	Nurse costs ^(b)	Consumables ^(b)	Transport ^(b)	Admin time ^(b)	Clinic space ^(b)	Total costs (inc. drug)
Ferric carboxymaltose	15	15	30	£98	£11	£9	£3	£11	£456
Iron sucrose	15	30	30	£122	£16	£14	£3	£20	£227
Iron dextran	15	300	30	£562	£5	£5	£3	£30	£685
Iron isomaltoside 1000	15	30	30	£122	£5	£5	£3	£7	£312
Unweighted average				£226	£9	£8	£3	£17	£420

2

(a) Source: Blood Transfusion, NICE guideline, NG24, Appendix N, costs used in the guideline were inflated to 2017⁴²

3

4

5

6

7

(b) Source: Curtis, L. & Burns, A. (2018) Unit Costs of Health and Social Care 2018, Personal Social Services Research Unit, University of Kent, Canterbury¹³, cost of nurse time includes the ratio of direct to indirect time with patients and qualification costs from the PSSRU

(c) Transport cost is based on committee assumption that 10% of patients would require transport

8

Potential downstream costs

9

10

11

As well as drug costs, the downstream costs which may arise from a series of different outcomes in the interventions being compared are of importance, and some costs are illustrated below.

12

Table 9: Potential downstream costs

HRG code	Description	Cost per unit	Source, Assumptions
<i>Blood transfusion cost</i>			
n/a	Standard red cells (BC001)	£133.44	NHSBT Price list 2019 ⁴⁵
n/a	Red blood cell transfusion on a day unit	£57.19 (first unit) £36.13 (subsequent units)	Stokes 2018 ⁵⁷
<i>Cost of hospital stay</i>			
ED22A – ED23C	Cost of elective excess bed days in high risk of bleeding (Complex, coronary artery bypass graft with single heart valve replacement or repair)	£260	NHS reference costs, 2017/18 ¹⁴ This was based on the costs used in the blood transfusion guideline NG24 ⁴² , cost-effectiveness analysis of tranexamic acid and cell salvage (The blood transfusion GDG considered these surgeries to be reflective of surgeries used in the clinical evidence of the guideline) ^(a) Weighted average was

HRG code	Description	Cost per unit	Source, Assumptions
			calculated
HN12A – HN24C and HT12D – HT24C ^(b)	Cost of elective excess bed days in moderate risk of bleeding (Hip and knee procedures, trauma and non-trauma)	£415	NHS reference costs 2017/18 ¹⁴ Assumptions as above Weighted average was calculated

1 (a) Taken from NICE Blood Transfusion guideline (NG24), Appendix M⁴², Costs used in the guideline were
2 updated to NHS reference costs 2017/18¹⁴.

3 (b) HN13G, HN13H, HN14F, HN14G, HN14H, HN23D, HN23E and HT23E excluded as based on people 18
4 years and under.

5 1.6.4 Other calculations

6 Simple costing was conducted to estimate the impact of people requiring blood transfusions
7 and is in Table 10. This showed that the costs associated with IV iron were much higher than
8 oral iron when considering blood transfusion.

9 **Table 10: Costs including blood transfusion**

	Oral iron		IV iron	
	Number of people requiring blood transfusions	N	Number of people requiring blood transfusions	N
<i>Data from study</i>				
Total	14	55	10	50
<i>Calculations</i>				
% of people having transfusion	25%		20%	
Costs of blood transfusion	£33.97 ^(a)		£26.69 ^(a)	
Costs of iron	£2.39		£420	
Cost including blood transfusion	£36^(a)		£447^(a)	

(a) Blood transfusion costs were taken from the NHS Blood transfusion price list (£133.44)⁴⁵

10
11
12
13
14
15
16
17

1 1.7 Evidence statements

2 1.7.1 Clinical evidence statements

3 No relevant published evidence was identified for oral iron strategies .

5 IV iron versus oral iron

6 No evidence was found for all-cause mortality, health-related quality of life, POMS, change in
7 healthcare management as the critical outcomes, unplanned ICU admission, ICU length of
8 stay, and adverse events from transfusion (for example, infections, reactions (compatibility),
9 hypersensitivity).

10

11 Haemoglobin levels

12 One study found a clinically important benefit of IV iron on haemoglobin levels at 3 weeks
13 compared to oral iron (1 study, n=56, moderate quality evidence).

14 One study found no clinically important difference between IV iron and oral iron on pre-
15 operative haemoglobin levels (1 study, n=44, very low quality evidence).

16

17 Blood transfusions

18 One study showed a clinically important harm of IV iron on number of patients transfused
19 compared to oral iron (1 study, n=40, low quality evidence). A single study demonstrated a
20 clinical important benefit of IV iron for pre-operative blood transfusions, but no clinically
21 important difference with IV iron of intra-operative or postoperative blood transfusions, or
22 perioperative transfusion volume compared to oral iron (1 study, n=105, low quality
23 evidence).

24

25 Adverse events

26 Two studies showed no clinically important difference between IV and oral iron for rate of
27 complications (2 studies, n=96, very low quality evidence).

28

29 Outcomes not suitable for GRADE analysis

30 One study showed no notable difference of IV iron compared to oral iron on quality of life (1
31 study, n=44, very high risk of bias).

32 One study showed no notable difference of IV iron compared to oral iron on volume of blood
33 transfusion requirement (1 study, n=44, high risk of bias).

34 One study found a trend to benefit of IV iron on haemoglobin levels at 3 weeks compared to
35 oral iron (1 study, n=105, low risk of bias).

36 Two studies showed no notable difference for IV iron on post-operative length of stay when
37 compared to oral iron (2 studies, n=105 & 44, low & high risk of bias).

38 One study showed no notable difference for IV iron on post-operative length of ICU stay
39 when compared to oral iron (n=44, high risk of bias).

40 One study showed no notable difference between IV and oral iron for rate of complications (1
41 study, n=105, high risk of bias).

42

43

44 1.7.2 Health economic evidence statements

- 45 • No relevant economic evaluations were identified for either review.

46

1 1.8 The committee's discussion of the evidence

2 1.8.1 Interpreting the evidence

3 Please see recommendation 1.3.3 in the guideline.

4 1.8.1.1 The outcomes that matter most

5 Oral iron

6 Anaemia is a recognised predictor of adverse postoperative outcome and associated with an
7 increased rate of perioperative blood transfusion and increased postoperative morbidity and
8 mortality. As such, the committee identified all-cause mortality, health-related quality of
9 life, preoperative Hb level, transfusion (pre-, intra- and post-surgery), postoperative morbidity
10 score (POMS), and change in healthcare management (for example, delayed surgery or
11 surgery cancellation) as the critical outcomes for decision making on strategies of oral iron
12 therapy. The following outcomes were identified as important for the preoperative
13 management of iron-deficiency anaemia: length of hospital stay, unplanned ICU admission,
14 ICU length of stay (planned and unplanned), adherence, adverse events from iron tablets (for
15 example, constipation, nausea).

16 No relevant clinical studies were identified; therefore, no evidence was available for any of
17 these outcomes.

18 IV iron

19 The committee also identified all-cause mortality, health-related quality of life, preoperative
20 Hb level, blood transfusion (pre-, intra- and post-surgery), postoperative morbidity score
21 (POMS), and change in healthcare management (for example, delayed surgery or surgery
22 cancellation) as the critical outcomes for decision making on oral or IV iron therapy. The
23 following outcomes were identified as important for the preoperative management of iron-
24 deficiency anaemia: length of hospital stay, unplanned ICU admission, ICU length of stay
25 (planned and unplanned), adverse events from transfusion (for example, infections, reactions
26 (compatibility), hypersensitivity), and adverse events from iron supplementation (for example,
27 constipation, nausea).

28

29 1.8.1.2 The quality of the evidence

30 Oral iron

31 No relevant clinical studies were identified for this review.

32 IV iron

33 The quality of evidence that was suitable for GRADE analysis ranged from very low to
34 moderate. The majority of the evidence was graded at low quality. This was mostly due to
35 outcome reporting bias and imprecision. The committee also noted that the studies were
36 relatively small, limiting the confidence with which they could draw conclusions from the
37 evidence.

38 Outcomes which were not suitable for GRADE analysis were considered to be a low and
39 high risk of bias.

40 1.8.1.3 Benefits and harms

41 Oral iron

1 No relevant clinical studies were identified for this review. However, the committee felt that a
2 research recommendation in this area was warranted.

3 The committee acknowledged the possible side-effects of oral iron supplementation including
4 constipation or diarrhoea, nausea and vomiting. It was considered that an understanding of
5 varying oral iron therapy regimes may elucidate potential benefits with regards to managing
6 the side effects of supplementation as well as patient compliance with therapy. The
7 committee agreed that alternate day iron regimens can be considered if the side effects of
8 daily dosing cannot be tolerated.

9 IV iron

10 The committee discussed the evidence on the preoperative management of iron deficiency
11 anaemia.

12 The committee discussed evidence from three studies showing IV iron had an improved
13 capacity to increase preoperative haemoglobin levels compared with oral iron. This benefit
14 was considered by the committee to be clinically important.

15 Evidence from one study showed a clinical benefit of IV iron for the number of preoperative
16 transfusions. However, the committee noted that there was no clinically important difference
17 between oral iron and IV iron on the number of patients transfused on the day of surgery,
18 after surgery or the total blood transfusion volume. A second study showed an increased risk
19 of patients requiring blood transfusion with IV iron compared to oral iron. Given that blood
20 transfusion was recognised as a critically important outcome, the committee felt that the
21 overall lack of difference between oral and IV iron therapy to an extent negated the potential
22 benefits of the aforementioned increase in haemoglobin levels.

23 Evidence reviewed by the committee also showed no significant difference in health-related
24 quality of life, length of hospital stay or rate of complications between those receiving oral or
25 IV iron. The committee also noted that there was no data reported on any complications from
26 blood transfusion.

27 No evidence was found for all-cause mortality, POMS, change in healthcare management as
28 the critical outcomes, or unplanned ICU admission, and adverse events from transfusion (for
29 example, infections, reactions (compatibility), hypersensitivity).

30 The committee referenced a general acceptance that increased haemoglobin levels in
31 anaemic patients reduces the risk of morbidity associated with surgery and recognised this
32 as a noteworthy benefit of IV iron therapy. However, the committee noted that a reduction in
33 morbidity was not reflected in the reported rates of transfusions in people receiving IV iron
34 therapy compare to oral iron therapy..

35 The committee highlighted that preoperative anaemia is associated with adverse post-
36 operative outcomes. However, there is uncertainty that treating anaemia in the preoperative
37 period reduces these risks.

38

39 **1.8.2 Cost effectiveness and resource use**

40 Oral iron

41 No economic evidence was identified.

42 The committee were presented with some examples of unit costs for the different oral iron
43 administrations, as well as excess bed day costs and blood transfusion costs. Ferrous sulfate
44 is a common type of oral iron that is prescribed in the NHS, and requires adults taking 200mg
45 tablets three times a day. For the daily oral iron regime, the total cost is £10.36. For the

1 alternate day regime the total cost is £5.18. Costs were based on taking the tablets for three
2 months, as this is the time it usually takes to get iron and haemoglobin levels back to normal.
3 The committee discussed that oral iron results in unpleasant side effects such as
4 constipation and nausea, which can lead to adherence issues particularly if people have to
5 take it on a daily basis. No clinical evidence was identified. However, the committee noted
6 that there may be emerging evidence in non-surgical populations that taking oral iron on
7 alternate days results in the same effectiveness on haemoglobin levels, but fewer side
8 effects which can also resolve the issue around adherence. A higher adherence rate could
9 reduce the chances of adults having their surgery delayed, which can have a negative impact
10 on the adult's quality of life and their condition. Also, a more effective intervention, in terms of
11 increasing an adult's haemoglobin level, could reduce the chances of needing a blood
12 transfusion and of having an adverse event, which can lead to extra days in hospital

13 Current practice is to administer daily oral iron, which is the more expensive option. As there
14 was no relevant clinical evidence in the surgical population, there is uncertainty about which
15 intervention is more effective and therefore on the impact of downstream costs and effects. If
16 further research could demonstrate that the alternate day option is as, or more, effective than
17 the daily option, it could lead to future savings for the NHS. Therefore the committee made a
18 research recommendation.

19 IV iron

20 No economic evaluations were identified.

21 The committee were presented with some examples of unit costs for oral iron and IV iron, as
22 well as excess bed day and blood transfusion costs.

23 The committee felt the clinical data demonstrated that oral and IV iron had similar
24 effectiveness. Oral iron is a very cheap drug to administer, costing only £1.19 for three
25 weeks. On the other hand, IV iron can cost an average of £134 for three weeks. IV iron
26 results in much higher costs, as the drug is more expensive and requires staff time in
27 hospital and clinic space and some adults may require NHS transport. Other downstream
28 costs were considered, such as the cost of a blood transfusion, which can cost around £133
29 and the cost of excess bed days, which ranges from £260 to £415.

30 The IV iron group had a larger increase in haemoglobin levels in all three studies. This can
31 prevent other complications, such as wound infections, which were not measured in the
32 studies. Wound infections can have a negative impact on the patient's quality of life and incur
33 downstream costs to the NHS in order to manage and treat them. Also, if an adult has not
34 reached an optimum haemoglobin level their surgery might be delayed, which is another
35 outcome that was not measured. This can have a negative impact on their condition and
36 quality of life. However, the committee felt that although there is evidence to support the
37 increase in haemoglobin levels in IV iron, it is an area that requires more evidence to indicate
38 whether this increase in haemoglobin levels leads to less surgeries being delayed and a
39 reduction in complications. The committee also highlighted that although the haemoglobin
40 levels increased, the magnitude of benefit is dependent on the baseline haemoglobin level.
41 For example, if an adult's haemoglobin level increases from 8 to 10, this is an important
42 clinical difference. But if their haemoglobin level increases from 10 to 12, this is likely to be
43 less significant.

44 A simple costing example was calculated to see what the estimated cost per patient would
45 be if we were to include the number of blood transfusions reported in the clinical review, as
46 well as the intervention costs. The intervention cost for oral iron was based on a cost of
47 £1.19 for taking ferrous sulfate for 3 weeks, and the unweighted average cost of intravenous
48 iron was £420. One study reported blood transfusions on the day of surgery as well as pre
49 and post-operatively. This showed that 20% of people in the IV iron group had a blood
50 transfusion and 25% in the oral iron group. Using the cost of blood transfusion and adding it
51 to the cost of the drug (as well as administration costs) resulted in IV iron costing £447 per

1 person and oral iron costing £35 per person, a difference of £412. This is a large difference
2 and the committee felt that this cost magnitude of IV iron was too high to justify. The
3 committee discussed that there were risks associated with blood transfusions, and felt that
4 there would be an additional cost associated with these. They felt that the quality of clinical
5 evidence was too weak to make any judgment on the number of transfusions in total, based
6 on the wide confidence intervals.

7 The blood transfusion guideline indicated that IV iron should be considered when the interval
8 between diagnosis of anaemia and surgery was too short for oral iron to work. This question
9 aimed to clarify what constitutes 'too short', as there is uncertainty and variation in current
10 practice. As the committee discussed that the quality and quantity of the evidence was
11 insufficient, and therefore considered the costs associated with IV iron and agreed that the
12 magnitude of benefit that IV iron produced was not great enough to result in it being cost-
13 effective. Therefore they recommended offering oral iron and considering IV iron in
14 circumstances where oral iron was not tolerated or sufficient. All studies had a similar time
15 frame so there was no information to help inform the issue around timing, and a research
16 recommendation was made around this.

17 This recommendation could result in some changes to current practice and could lead to
18 some cost-savings as clinicians might stop using IV iron and prescribe oral iron during a
19 'short' time frame.

20

21 **1.8.3 Other factors the committee took into account**

22 Oral iron

23 The committee reviewed recommendations made in [NG24] the blood transfusion guideline
24 and agreed that these were relevant to the perioperative care population.

25 The committee commented that alternate day therapy may address an issue of non-
26 adherence in patients undergoing surgery; however, this needs to be balanced against the
27 possibility that alternate-day therapy might be complicated for patients who are required to
28 take multiple tablets otherwise taken daily. As a large proportion of adults presenting with
29 iron-deficiency anaemia may be elderly, the committee expressed some concern around
30 introducing the alternate day regime as it can be confusing. However, this could be rectified
31 by adherence strategies like adults using compliance devices (for example, pill boxes). The
32 committee also made consideration for the side effects associated with oral iron treatment
33 which may be affected with alternate day therapy.

34 IV iron

35 The committee also noted that the evidence from one of the three included studies was taken
36 from a specific population of menorrhagic women scheduled to undergo gynaecologic
37 surgery. While this group of people were identified as having iron deficiency anaemia, the
38 committee questioned whether it would be possible to generalise the findings from this study
39 for all people with iron deficiency anaemia.

40 The committee noted that IV iron is indicated in people with FID who have normal iron levels
41 but are unable to use it efficiently.

42 The committee was aware of a large ongoing trial (PREVENTT) which may add insight into
43 the efficacy of IV iron in major abdominal/pelvic surgery.

44

45

References

1. Abraham J, Sinha R, Robinson K, Scotland V, Cardone D. Aetiology of preoperative anaemia in patients undergoing elective cardiac surgery-the challenge of pillar one of patient blood management. *Anaesthesia and Intensive Care*. 2017; 45(1):46-51
2. Alexander DP, Frew N. Preoperative optimisation of anaemia for primary total hip arthroplasty: a systematic review. *Hip International*. 2017; 27(6):515-22
3. Andrews CM, Lane DW, Bradley JG. Iron pre-load for major joint replacement. *Transfusion Medicine*. 1997; 7(4):281-6
4. Armas-Loughran B, Kalra R, Carson JL. Evaluation and management of anemia and bleeding disorders in surgical patients. *Medical Clinics of North America*. 2003; 87(1):229-42
5. Ashby EC. Total-dose iron-dextran infusions in general surgery. *Lancet*. 1967; 2(7520):807-9
6. Baele P, Van der Linden P. Developing a blood conservation strategy in the surgical setting. *Acta Anaesthesiologica Belgica*. 2002; 53(2):129-36
7. Bisbe E. Role of iron replacement in the management of preoperative anemia. *Transfusion Alternatives in Transfusion Medicine*. 2012; 12(3-4):150-6
8. Bisbe E, Molto L, Arroyo R, Muniesa JM, Tejero M. Randomized trial comparing ferric carboxymaltose vs oral ferrous glycine sulphate for postoperative anaemia after total knee arthroplasty. *British Journal of Anaesthesia*. 2014; 113(3):402-9
9. Borstlap WA, Stellingwerf ME, Moolla Z, Musters GD, Buskens CJ, Tanis PJ et al. Iron therapy for the treatment of preoperative anaemia in patients with colorectal carcinoma: a systematic review. *Colorectal Disease*. 2015; 17(12):1044-54
10. Borstlap WAA, Buskens CJ, Tytgat K, Tuynman JB, Consten ECJ, Tolboom RC et al. Multicentre randomized controlled trial comparing ferric(III)carboxymaltose infusion with oral iron supplementation in the treatment of preoperative anaemia in colorectal cancer patients. *BMC Surgery*. 2015; 15:78
11. Borstlap WAA, Buskens CJ, Tytgat KMAJ, Dijkgraaf MGW, Tanis PJ, Bemelman WA. FIT trial: Multicentre randomised controlled trial comparing Ferric (III) carboxymaltose infusion with oral iron supplementation in the treatment of preoperative anaemia in colorectal cancer patients. *Colorectal Disease*. 2015; 17(Suppl 2):104
12. Clevenger B, Richards T. Pre-operative anaemia. *Anaesthesia*. 2015; 70(Suppl 1):20-8, e6-8
13. Curtis L, Burns A. Unit costs of health and social care 2018. Canterbury. Personal Social Services Research Unit University of Kent, 2018. Available from: <https://kar.kent.ac.uk/70995/>
14. Department of Health. NHS reference costs 2017-18. 2017. Available from: <https://improvement.nhs.uk/resources/reference-costs/#rc1718> Last accessed: 02/08/2019
15. Derzon J, Alford A, Clarke N, Gross I, Shander A, Thurer R. Anemia management and audit feedback practices for reducing overuse of RBC transfusion: A laboratory medicine best practice systematic review and meta-analysis. *American Journal of Clinical Pathology*. 2019; 151(1):18-28

- 1 16. Edwards TJ, Noble EJ, Durran A, Mellor N, Hosie KB. Randomized clinical trial of
2 preoperative intravenous iron sucrose to reduce blood transfusion in anaemic
3 patients after colorectal cancer surgery. *British Journal of Surgery*. 2009;
4 96(10):1122-8
- 5 17. Fischer DP, Zacharowski KD, Muller MM, Geisen C, Seifried E, Muller H et al. Patient
6 blood management implementation strategies and their effect on physicians' risk
7 perception, clinical knowledge and perioperative practice - the frankfurt experience.
8 *Transfusion Medicine & Hemotherapy*. 2015; 42(2):91-7
- 9 18. Froessler B, Palm P, Weber I, Hodyl NA, Singh R, Murphy EM. The important role for
10 intravenous iron in perioperative patient blood management in major abdominal
11 surgery: A randomized controlled trial. *Annals of Surgery*. 2016; 264(1):41-6
- 12 19. Froessler B, Tufanaru C, Cyna A, Pearson A. Preoperative anemia management with
13 intravenous iron: a systematic review. *JBI Database Of Systematic Reviews And
14 Implementation Reports*. 2013; 11(10):157-89
- 15 20. Froessler B, Tufanaru C, Pearson A, Cyna A. Effectiveness and efficiency of pre-
16 operative anaemia management with intravenous iron: a systematic review. *JBI
17 Library of Systematic Reviews*. 2012; 10(Suppl 14):1-11
- 18 21. Garrido-Martin P, Nassar-Mansur MI, de la Llana-Ducros R, Virgos-Aller TM,
19 Rodriguez Fortunez PM, Avalos-Pinto R et al. The effect of intravenous and oral iron
20 administration on perioperative anaemia and transfusion requirements in patients
21 undergoing elective cardiac surgery: a randomized clinical trial. *Interactive
22 Cardiovascular and Thoracic Surgery*. 2012; 15(6):1013-8
- 23 22. Garrido P, Raya J, Pecos P, Martinez R, Nassar I, De La Llana R et al. Analysis of
24 two different schemes of iron treatment to improve postoperative anemia in cardiac
25 surgery. A randomized, double-disguised, triple-blind study. *Haematologica*. 2010;
26 95(S2):706
- 27 23. Grant-Casey J, Madgwick K. Assessment of anaemia in elective pre-operative
28 orthopaedic patients. *Nursing Standard*. 2010; 24(50):43-6
- 29 24. Guinn NR, Guercio JR, Hopkins TJ, Grimsley A, Kurian DJ, Jimenez MI et al. How do
30 we develop and implement a preoperative anemia clinic designed to improve
31 perioperative outcomes and reduce cost? *Transfusion*. 2016; 56(2):297-303
- 32 25. Hare GM, Baker JE, Pavenski K. Assessment and treatment of preoperative anemia:
33 Continuing Professional Development. *Canadian Journal of Anaesthesia*. 2011;
34 58(6):569-81
- 35 26. Jans O, Nielsen CS, Khan N, Gromov K, Troelsen A, Husted H. Iron deficiency and
36 preoperative anaemia in patients scheduled for elective hip- and knee arthroplasty -
37 an observational study. *Vox Sanguinis*. 2018; 113(3):260-267
- 38 27. Joint Formulary Committee. *British National Formulary* (online). Available from:
39 <http://www.medicinescomplete.com> Last accessed: 04/04/19
- 40 28. Kansagra AJ, Stefan MS. Preoperative anemia: Evaluation and treatment.
41 *Anesthesiology Clinics*. 2016; 34(1):127-41
- 42 29. Keeler BD, Simpson JA, Ng O, Padmanabhan H, Brookes MJ, Acheson AG et al.
43 Randomized clinical trial of preoperative oral versus intravenous iron in anaemic
44 patients with colorectal cancer. *British Journal of Surgery*. 2017; 104(3):214-221
- 45 30. Khalafallah A, Chilvers CR, Sexton M, Ingram E, Chilvers CM, Vialle M et al.
46 Assessment of intravenous ferric carboxymaltose versus oral iron sulphate in the

- 1 management of preoperative Anaemia: A prospective randomized controlled trial.
2 Haematologica. 2015; 100(s1):334-5
- 3 31. Kim YH, Chung HH, Kang SB, Kim SC, Kim YT. Safety and usefulness of intravenous
4 iron sucrose in the management of preoperative anemia in patients with menorrhagia:
5 a phase IV, open-label, prospective, randomized study. Acta Haematologica. 2009;
6 121(1):37-41
- 7 32. Kotze A, Carter LA, Scally AJ. Effect of a patient blood management programme on
8 preoperative anaemia, transfusion rate, and outcome after primary hip or knee
9 arthroplasty: a quality improvement cycle. British Journal of Anaesthesia. 2012;
10 108(6):943-52
- 11 33. Kumar A, Carson JL. Perioperative anemia in the elderly. Clinics in Geriatric
12 Medicine. 2008; 24(4):641-8, viii
- 13 34. Layton JL, Rubin LE, Sweeney JD. Advanced blood management strategies for
14 elective joint arthroplasty. Rhode Island Medicine. 2013; 96(3):23-5
- 15 35. Lee SH, Shim JK, Soh S, Song JW, Chang BC, Lee S et al. The effect of
16 perioperative intravenously administered iron isomaltoside 1000 (Monofer) on
17 transfusion requirements for patients undergoing complex valvular heart surgery:
18 study protocol for a randomized controlled trial. Trials. 2018; 19(1):350
- 19 36. Lidder PG, Sanders G, Whitehead E, Douie WJ, Mellor N, Lewis SJ et al. Pre-
20 operative oral iron supplementation reduces blood transfusion in colorectal surgery -
21 A prospective, randomised, controlled trial. Annals of the Royal College of Surgeons
22 of England. 2007; 89(4):418-421
- 23 37. Lilaramani GR, Ghooi AM. Correction of anaemia in surgical cases. Clinician. 1974;
24 38(9):368-375
- 25 38. Munoz M, Gomez-Ramirez S, Martin-Montanez E, Auerbach M. Perioperative anemia
26 management in colorectal cancer patients: a pragmatic approach. World Journal of
27 Gastroenterology. 2014; 20(8):1972-85
- 28 39. Munoz M, Gomez-Ramirez S, Martin-Montanez E, Pavia J, Cuenca J, Garcia-Erce
29 JA. Perioperative intravenous iron: an upfront therapy for treating anaemia and
30 reducing transfusion requirements. Nutricion Hospitalaria. 2012; 27(6):1817-36
- 31 40. Najafi M, Faraoni D. Hemoglobin optimization and transfusion strategies in patients
32 undergoing cardiac surgery. World Journal of Cardiology. 2015; 7(7):377-82
- 33 41. Napolitano LM. Perioperative anemia. Surgical Clinics of North America. 2005;
34 85(6):1215-27, x
- 35 42. National Clinical Guideline Centre. Blood transfusion. NICE guideline 24. London.
36 National Clinical Guideline Centre, 2015. Available from:
37 <https://www.nice.org.uk/guidance/ng24>
- 38 43. National Institute for Health and Care Excellence. Developing NICE guidelines: the
39 manual, updated 2018. London. National Institute for Health and Care Excellence,
40 2014. Available from: [https://www.nice.org.uk/process/pmg20/chapter/introduction-
41 and-overview](https://www.nice.org.uk/process/pmg20/chapter/introduction-and-overview)
- 42 44. Ng O, Keeler BD, Mishra A, Simpson A, Neal K, Brookes MJ et al. Iron therapy for
43 pre-operative anaemia. Cochrane Database of Systematic Reviews 2015, Issue 12.
44 Art. No.: 26694949. DOI: <https://dx.doi.org/10.1002/14651858.CD011588.pub2>.

- 1 45. NHS Blood and Transplant. NHS blood and transplant price list 2019/20. NHS Blood
2 and Transplant, 2019. Available from:
3 <https://hospital.blood.co.uk/components/portfolio-and-prices/>
- 4 46. Okuyama M, Ikeda K, Shibata T, Tsukahara Y, Kitada M, Shimano T. Preoperative
5 iron supplementation and intraoperative transfusion during colorectal cancer surgery.
6 *Surgery Today*. 2005; 35(1):36-40
- 7 47. Padmanabhan H, Siau K, Nevill AM, Morgan I, Cotton J, Ng A et al. Intravenous iron
8 does not effectively correct preoperative anaemia in cardiac surgery: a pilot
9 randomized controlled trial. *Interactive Cardiovascular and Thoracic Surgery*. 2019;
10 28(3):447-454
- 11 48. Peters F, Ellermann I, Steinbicker AU. Intravenous iron for treatment of anemia in the
12 3 perisurgical phases: A review and analysis of the current literature. *Anesthesia and*
13 *Analgesia*. 2018; 126(4):1268-1282
- 14 49. Petis SM, Lanting BA, Vasarhelyi EM, Naudie DDR, Ralley FE, Howard JL. Is there a
15 role for preoperative iron supplementation in patients preparing for a total hip or total
16 knee arthroplasty? *Journal of Arthroplasty*. 2017; 32(9):2688-2693
- 17 50. Quinn EM, Meland E, McGinn S, Anderson JH. Correction of iron-deficiency anaemia
18 in colorectal surgery reduces perioperative transfusion rates: A before and after
19 study. *International Journal of Surgery*. 2017; 38:1-8
- 20 51. Quinn M, Drummond RJ, Ross F, Murray J, Murphy J, Macdonald A. Short course
21 pre-operative ferrous sulphate supplementation--is it worthwhile in patients with
22 colorectal cancer? *Annals of the Royal College of Surgeons of England*. 2010;
23 92(7):569-72
- 24 52. Richards T, Clevenger B, Keidan J, Collier T, Klein AA, Anker SD et al. Erratum to:
25 PREVENTT: preoperative intravenous iron to treat anaemia in major surgery: study
26 protocol for a randomised controlled trial. *Trials*. 2015; 16:312
- 27 53. Rineau E, Stoyanov A, Samson E, Hubert L, Lasocki S. Patient blood management in
28 major orthopedic surgery: Less erythropoietin and more iron? *Anesthesia and*
29 *Analgesia*. 2017; 125(5):1597-1599
- 30 54. Schack A, Berkfors AA, Ekeloef S, Gogenur I, Burcharth J. The effect of perioperative
31 iron therapy in acute major non-cardiac surgery on allogenic blood transfusion and
32 postoperative haemoglobin levels: A systematic review and meta-analysis. *World*
33 *Journal of Surgery*. 2019; 43(7):1677-1691
- 34 55. Sheth SS, Das SB. Preoperative management of anemia to avoid blood transfusion.
35 *International Journal of Gynaecology and Obstetrics*. 2002; 77(3):245-7
- 36 56. Stoffel NU, Cercamondi CI, Brittenham G, Zeder C, Geurts-Moespot AJ, Swinkels
37 DW et al. Iron absorption from oral iron supplements given on consecutive versus
38 alternate days and as single morning doses versus twice-daily split dosing in iron-
39 depleted women: two open-label, randomised controlled trials. *Lancet Haematol*.
40 2017; 4(11):e524-e533
- 41 57. Stokes EA, Wordsworth S, Staves J, Mundy N, Skelly J, Radford K et al. Accurate
42 costs of blood transfusion: a microcosting of administering blood products in the
43 United Kingdom National Health Service. *Transfusion*. 2018; 58(4):846-853
- 44 58. Stoneham M, Iqbal R. Clinical strategies to avoid blood transfusion. *Anaesthesia and*
45 *Intensive Care Medicine*. 2007; 8(2):52-55

- 1 59. Tang GH, Dhir V, Scheer AS, Tricco AC, Sholzberg M, Brezden-Masley C.
2 Intravenous iron versus oral iron or observation for gastrointestinal malignancies: a
3 systematic review. *European Journal of Gastroenterology and Hepatology*. 2019;
4 31(7):799-806
- 5 60. Taylor SE, Cross MH. Clinical strategies to avoid blood transfusion. *Anaesthesia and*
6 *Intensive Care Medicine*. 2013; 14(2):48-50
- 7 61. Tseliou P, Apostolopoulos DJ, Chronopoulos G, Antonopoulos A, Korovesis P.
8 Experience with predeposition of autologous blood in elective orthopaedic and plastic
9 surgery: the role of oral iron medication. *Haematologia*. 2002; 32(4):355-61
- 10 62. Wilson MJ, Dekker JW, Bruns E, Borstlap W, Jeekel J, Zwaginga JJ et al. Short-term
11 effect of preoperative intravenous iron therapy in colorectal cancer patients with
12 anemia: results of a cohort study. *Transfusion*. 2018; 58(3):795-803

13

14

1 **Appendices**
2 **Appendix A: Review protocols**

3 **Table 11: Review protocol: Preoperative management of anaemia (oral iron)**

ID	Field	Content
0.	PROSPERO registration number	Not registered on PROSPERO
1.	Review title	What is the most clinically and cost effective oral iron supplementation strategy for the preoperative management of iron deficiency anaemia?
2.	Review question	What is the most clinically and cost effective oral iron supplementation strategy for the preoperative management of iron deficiency anaemia?
3.	Objective	To determine the most clinically and cost effective oral iron supplementation strategy for people with iron deficiency anaemia (haemoglobin <130 g/L (13 g/dL) in men older than age 15 years, <120 g/L (12 g/dL) in non-pregnant women older than age 15 years, and <110 g/L (11 g/dL) in pregnant women) undergoing surgery.
4.	Searches	<ul style="list-style-type: none"> • Cochrane Central Register of Controlled Trials (CENTRAL) • Cochrane Database of Systematic Reviews (CDSR) • Embase • MEDLINE <p>The searches may be re-run 6 weeks before the final committee meeting and further studies retrieved for inclusion if relevant.</p> <p>The full search strategies will be published in the final review.</p>
5.	Condition or domain being studied	Perioperative care
6.	Population	<p>Inclusion: Adults 18 years and over having surgery who have been identified during preoperative assessment as having iron deficiency anaemia.</p> <p>Exclusion:</p> <ul style="list-style-type: none"> • children and young people aged 17 years and younger

		<ul style="list-style-type: none"> surgery for burns, traumatic brain injury or neurosurgery
7.	Intervention/Exposure/Test	<ul style="list-style-type: none"> alternate day oral iron therapy
8.	Comparator/Reference standard/Confounding factors	<ul style="list-style-type: none"> daily oral iron therapy
9.	Types of study to be included	<p>Randomised controlled trials (RCTs), systematic reviews of RCTs.</p> <p>Observational studies if no RCT evidence is identified.</p>
10.	Other exclusion criteria	<p>Exclusions:</p> <ul style="list-style-type: none"> non-English language studies studies published before 2000
11.	Context	<p>One of the main issues with management of anaemia is thought to be adherence to daily oral iron therapy. The concept that alternate day therapy may improve compliance may lead to improvements in people with iron deficiency anaemia.</p>
12.	Primary outcomes (critical outcomes)	<ul style="list-style-type: none"> all-cause mortality health-related quality of life preoperative Hb level transfusion (pre-, intra- and post-surgery) postoperative morbidity score (POMS) change in healthcare management (for example, delayed surgery or surgery cancellation) <p>The committee did not agree to on any established minimal clinically important differences, therefore the default MIDs will be used and any difference in mortality will be considered clinically important.</p>
13.	Secondary outcomes (important outcomes)	<ul style="list-style-type: none"> length of hospital stay unplanned ICU admission ICU length of stay (planned and unplanned) adherence adverse events from iron tablets (e.g. constipation, nausea) <p>The committee did not agree to on any established minimal clinically important differences, therefore the default MIDs will be used and any difference in mortality will be considered clinically important.</p>
14.	Data extraction (selection and coding)	<p>EndNote will be used for reference management, sifting, citations and bibliographies. All references identified by the searches and from other sources will be screened for inclusion. 10% of the abstracts will be reviewed by two reviewers, with any</p>

		<p>disagreements resolved by discussion or, if necessary, a third independent reviewer. The full text of potentially eligible studies will be retrieved and will be assessed in line with the criteria outlined above.</p> <p>Data extractions performed using EviBase, a platform designed and maintained by the National Guideline Centre (NGC)</p>
15.	Risk of bias (quality) assessment	<p>Risk of bias will be assessed using the appropriate checklist as described in Developing NICE guidelines: the manual.</p> <ul style="list-style-type: none"> • Systematic reviews: Risk of Bias in Systematic Reviews (ROBIS) • Randomised Controlled Trial: Cochrane RoB (2.0) • Non randomised study, including cohort studies: Cochrane ROBINS-I • Case control study: CASP case control checklist • Controlled before-and-after study or Interrupted time series: Effective Practice and Organisation of Care (EPOC) RoB Tool • Cross sectional study: JBI checklist for cross sectional study • Case series: Institute of Health Economics (IHE) checklist for case series <p>10% of all evidence reviews are quality assured by a senior research fellow. This includes checking:</p> <ul style="list-style-type: none"> • papers were included /excluded appropriately • a sample of the data extractions • correct methods are used to synthesise data • a sample of the risk of bias assessments <p>Disagreements between the review authors over the risk of bias in particular studies will be resolved by discussion, with involvement of a third review author where necessary.</p>
16.	Strategy for data synthesis	<p>Pairwise meta-analyses will be performed using Cochrane Review Manager (RevMan5).</p> <p>GRADEpro will be used to assess the quality of evidence for each outcome, taking into account individual study quality and the meta-analysis results. The 4 main quality elements (risk of bias, indirectness, inconsistency and imprecision) will be appraised for each outcome. Publication bias is tested for when there are more than 5 studies for an outcome.</p> <p>The risk of bias across all available evidence was evaluated for each outcome using an adaptation of the 'Grading of</p>

		<p>Recommendations Assessment, Development and Evaluation (GRADE) toolbox' developed by the international GRADE working group http://www.gradeworkinggroup.org/</p> <ul style="list-style-type: none"> • Where meta-analysis is not possible, data will be presented and quality assessed individually per outcome. • CERQual will be used to synthesise data from qualitative studies. • WinBUGS will be used for network meta-analysis, if possible given the data identified. • List any other software planned to be used. <p>Heterogeneity between the studies in effect measures will be assessed using the I² statistic and visually inspected. An I² value greater than 50% will be considered indicative of substantial heterogeneity. Sensitivity analyses will be conducted based on pre-specified subgroups using stratified meta-analysis to explore the heterogeneity in effect estimates. If this does not explain the heterogeneity, the results will be presented pooled using random-effects.</p>		
17.	Analysis of sub-groups	<p>Subgroups:</p> <ul style="list-style-type: none"> • Time between initiation of oral iron therapy and surgery (≤6 weeks, >6 weeks) • Older people (over 75) • American Society of Anesthesiologists (ASA) Physical Status grade • surgery grade based on NICE preoperative tests for elective surgery guideline categorisation 		
18.	Type and method of review	<input checked="" type="checkbox"/>	Intervention	
		<input type="checkbox"/>	Diagnostic	
		<input type="checkbox"/>	Prognostic	
		<input type="checkbox"/>	Qualitative	
		<input type="checkbox"/>	Epidemiologic	
		<input type="checkbox"/>	Service Delivery	
		<input type="checkbox"/>	Other (please specify)	
19.	Language	English		
20.	Country	England		
21.	Anticipated or actual start date	[To be added.]		
22.	Anticipated completion date	[To be added.]		
23.	Stage of review at time of this submission	Review stage	Started	Completed
		Preliminary searches	<input type="checkbox"/>	<input type="checkbox"/>

		Piloting of the study selection process	<input type="checkbox"/>	<input type="checkbox"/>
		Formal screening of search results against eligibility criteria	<input type="checkbox"/>	<input type="checkbox"/>
		Data extraction	<input type="checkbox"/>	<input type="checkbox"/>
		Risk of bias (quality) assessment	<input type="checkbox"/>	<input type="checkbox"/>
		Data analysis	<input type="checkbox"/>	<input type="checkbox"/>
24.	Named contact	<p>5a. Named contact National Guideline Centre</p> <p>5b Named contact e-mail perioperativecare@nice.org.uk</p> <p>5e Organisational affiliation of the review National Institute for Health and Care Excellence (NICE) and the National Guideline Centre</p>		
25.	Review team members	<p>From the National Guideline Centre:</p> <p>Ms Kate Ashmore Ms Kate Kelley Ms Sharon Swaine Mr Ben Mayer Ms Maria Smyth Mr Vimal Bedia Mr Audrius Stonkus Ms Madelaine Zucker Ms Annabelle Davis Ms Lina Gulhane</p>		
26.	Funding sources/sponsor	<p>This systematic review is being completed by the National Guideline Centre which receives funding from NICE.</p>		
27.	Conflicts of interest	<p>All guideline committee members and anyone who has direct input into NICE guidelines (including the evidence review team and expert witnesses) must declare any potential conflicts of interest in line with NICE's code of practice for declaring and dealing with conflicts of interest. Any relevant interests, or changes to interests, will also be declared publicly at the start of each guideline committee meeting. Before each meeting, any potential conflicts of interest will be considered by the guideline</p>		

		committee Chair and a senior member of the development team. Any decisions to exclude a person from all or part of a meeting will be documented. Any changes to a member's declaration of interests will be recorded in the minutes of the meeting. Declarations of interests will be published with the final guideline.	
28.	Collaborators	Development of this systematic review will be overseen by an advisory committee who will use the review to inform the development of evidence-based recommendations in line with section 3 of Developing NICE guidelines: the manual . Members of the guideline committee are available on the NICE website.	
29.	Other registration details	n/a	
30.	Reference/URL for published protocol	n/a	
31.	Dissemination plans	<p>NICE may use a range of different methods to raise awareness of the guideline. These include standard approaches such as:</p> <ul style="list-style-type: none"> • notifying registered stakeholders of publication • publicising the guideline through NICE's newsletter and alerts • issuing a press release or briefing as appropriate, posting news articles on the NICE website, using social media channels, and publicising the guideline within NICE. 	
32.	Keywords	Perioperative care, preoperative, iron, anaemia	
33.	Details of existing review of same topic by same authors	n/a	
34.	Current review status	<input type="checkbox"/>	Ongoing
		<input type="checkbox"/>	Completed but not published
		<input type="checkbox"/>	Completed and published
		<input type="checkbox"/>	Completed, published and being updated
		<input type="checkbox"/>	Discontinued
35..	Additional information	n/a	
36.	Details of final publication	www.nice.org.uk	

1

Table 12: Review protocol: Preoperative management of anaemia (IV iron)

ID	Field	Content
0.	PROSPERO registration number	Not registered on PROSPERO
1.	Review title	What is the most clinically and cost effective management strategy for the preoperative

		management of iron deficiency anaemia?
2.	Review question	What is the most clinically and cost effective management strategy for the preoperative management of iron deficiency anaemia?
3.	Objective	To determine the most clinically and cost effective oral iron supplementation strategy for people with iron deficiency anaemia (haemoglobin <130 g/L (13 g/dL) in men older than age 15 years, <120 g/L (12 g/dL) in non-pregnant women older than age 15 years, and <110 g/L (11 g/dL) in pregnant women) undergoing surgery.
4.	Searches	<ul style="list-style-type: none"> • Cochrane Central Register of Controlled Trials (CENTRAL) • Cochrane Database of Systematic Reviews (CDSR) • Embase • MEDLINE <p>The searches may be re-run 6 weeks before the final committee meeting and further studies retrieved for inclusion if relevant.</p> <p>The full search strategies will be published in the final review.</p>
5.	Condition or domain being studied	Perioperative care
6.	Population	<p>Inclusion: Adults 18 years and over having surgery who have been identified during preoperative assessment as having iron deficiency anaemia.</p> <p>Exclusion:</p> <ul style="list-style-type: none"> • children and young people aged 17 years and younger • surgery for burns, traumatic brain injury or neurosurgery
7.	Intervention/Exposure/Test	<ul style="list-style-type: none"> • preoperative intravenous iron therapy
8.	Comparator/Reference standard/Confounding factors	<ul style="list-style-type: none"> • preoperative oral iron therapy
9.	Types of study to be included	<p>Randomised controlled trials (RCTs), systematic reviews of RCTs.</p> <p>Observational studies if no RCT evidence is identified.</p>
10.	Other exclusion criteria	<p>Exclusions:</p> <ul style="list-style-type: none"> • non-English language studies • studies published before 2000

11.	Context	Preoperative anaemia is considered to be associated with an increased risk of perioperative complications.
12.	Primary outcomes (critical outcomes)	<ul style="list-style-type: none"> • all-cause mortality • health-related quality of life • preoperative Hb level • transfusion (pre-, intra- and post-surgery) • postoperative morbidity score (POMS) • change in healthcare management (for example, delayed surgery or surgery cancellation) <p>The committee did not agree to on any established minimal clinically important differences, therefore the default MIDs will be used and any difference in mortality will be considered clinically important.</p>
13.	Secondary outcomes (important outcomes)	<ul style="list-style-type: none"> • length of hospital stay • unplanned ICU admission • ICU length of stay (planned and unplanned) • adverse events from iron infusion(e.g. constipation, nausea) • adverse events from transfusion (e.g. infections, reactions (compatibility), hypersensitivity) <p>The committee did not agree to on any established minimal clinically important differences, therefore the default MIDs will be used and any difference in mortality will be considered clinically important.</p>
14.	Data extraction (selection and coding)	<p>EndNote will be used for reference management, sifting, citations and bibliographies. All references identified by the searches and from other sources will be screened for inclusion. 10% of the abstracts will be reviewed by two reviewers, with any disagreements resolved by discussion or, if necessary, a third independent reviewer. The full text of potentially eligible studies will be retrieved and will be assessed in line with the criteria outlined above.</p> <p>Data extractions performed using EviBase, a platform designed and maintained by the National Guideline Centre (NGC)</p>
15.	Risk of bias (quality) assessment	<p>Risk of bias will be assessed using the appropriate checklist as described in Developing NICE guidelines: the manual.</p> <ul style="list-style-type: none"> • Systematic reviews: Risk of Bias in Systematic Reviews (ROBIS) • Randomised Controlled Trial: Cochrane RoB (2.0) • Non randomised study, including cohort

		<p>studies: Cochrane ROBINS-I</p> <ul style="list-style-type: none"> • Case control study: CASP case control checklist • Controlled before-and-after study or Interrupted time series: Effective Practice and Organisation of Care (EPOC) RoB Tool • Cross sectional study: JBI checklist for cross sectional study • Case series: Institute of Health Economics (IHE) checklist for case series <p>10% of all evidence reviews are quality assured by a senior research fellow. This includes checking:</p> <ul style="list-style-type: none"> • papers were included /excluded appropriately • a sample of the data extractions • correct methods are used to synthesise data • a sample of the risk of bias assessments <p>Disagreements between the review authors over the risk of bias in particular studies will be resolved by discussion, with involvement of a third review author where necessary.</p>
16.	Strategy for data synthesis	<p>Pairwise meta-analyses will be performed using Cochrane Review Manager (RevMan5).</p> <p>GRADEpro will be used to assess the quality of evidence for each outcome, taking into account individual study quality and the meta-analysis results. The 4 main quality elements (risk of bias, indirectness, inconsistency and imprecision) will be appraised for each outcome. Publication bias is tested for when there are more than 5 studies for an outcome.</p> <p>The risk of bias across all available evidence was evaluated for each outcome using an adaptation of the 'Grading of Recommendations Assessment, Development and Evaluation (GRADE) toolbox' developed by the international GRADE working group http://www.gradeworkinggroup.org/</p> <ul style="list-style-type: none"> • Where meta-analysis is not possible, data will be presented and quality assessed individually per outcome. • CERQual will be used to synthesise data from qualitative studies. • WinBUGS will be used for network meta-analysis, if possible given the data identified. • List any other software planned to be used. <p>Heterogeneity between the studies in effect measures will be assessed using the I² statistic and visually inspected. An I² value greater than 50% will be considered indicative of substantial</p>

		heterogeneity. Sensitivity analyses will be conducted based on pre-specified subgroups using stratified meta-analysis to explore the heterogeneity in effect estimates. If this does not explain the heterogeneity, the results will be presented pooled using random-effects.		
17.	Analysis of sub-groups	Subgroups: <ul style="list-style-type: none"> • older people (over 60 years) • surgery grade based on NICE preoperative tests for elective surgery guideline categorisation • American Society of Anesthesiologists (ASA) Physical Status grade • Time to surgery <ul style="list-style-type: none"> ○ 2-6 weeks ○ 6-12 weeks ○ 12-18 weeks ○ >18 weeks 		
18.	Type and method of review	<input checked="" type="checkbox"/>	Intervention	
		<input type="checkbox"/>	Diagnostic	
		<input type="checkbox"/>	Prognostic	
		<input type="checkbox"/>	Qualitative	
		<input type="checkbox"/>	Epidemiologic	
		<input type="checkbox"/>	Service Delivery	
		<input type="checkbox"/>	Other (please specify)	
19.	Language	English		
20.	Country	England		
21.	Anticipated or actual start date	[To be added.]		
22.	Anticipated completion date	[To be added.]		
23.	Stage of review at time of this submission	Review stage	Started	Completed
		Preliminary searches	<input type="checkbox"/>	<input type="checkbox"/>
		Piloting of the study selection process	<input type="checkbox"/>	<input type="checkbox"/>
		Formal screening of search results against eligibility criteria	<input type="checkbox"/>	<input type="checkbox"/>
		Data extraction	<input type="checkbox"/>	<input type="checkbox"/>
		Risk of bias (quality) assessment	<input type="checkbox"/>	<input type="checkbox"/>
		Data analysis	<input type="checkbox"/>	<input type="checkbox"/>
24.	Named contact	5a. Named contact		

		<p>National Guideline Centre</p> <p>5b Named contact e-mail perioperativecare@nice.org.uk</p> <p>5e Organisational affiliation of the review National Institute for Health and Care Excellence (NICE) and the National Guideline Centre</p>
25.	Review team members	<p>From the National Guideline Centre:</p> <p>Ms Kate Ashmore Ms Kate Kelley Ms Sharon Swaine Mr Ben Mayer Ms Maria Smyth Mr Vimal Bedia Mr Audrius Stonkus Ms Madelaine Zucker Ms Margaret Constanti Ms Annabelle Davis Ms Lina Gulhane</p>
26.	Funding sources/sponsor	<p>This systematic review is being completed by the National Guideline Centre which receives funding from NICE.</p>
27.	Conflicts of interest	<p>All guideline committee members and anyone who has direct input into NICE guidelines (including the evidence review team and expert witnesses) must declare any potential conflicts of interest in line with NICE's code of practice for declaring and dealing with conflicts of interest. Any relevant interests, or changes to interests, will also be declared publicly at the start of each guideline committee meeting. Before each meeting, any potential conflicts of interest will be considered by the guideline committee Chair and a senior member of the development team. Any decisions to exclude a person from all or part of a meeting will be documented. Any changes to a member's declaration of interests will be recorded in the minutes of the meeting. Declarations of interests will be published with the final guideline.</p>
28.	Collaborators	<p>Development of this systematic review will be overseen by an advisory committee who will use the review to inform the development of evidence-based recommendations in line with section 3 of <u>Developing NICE guidelines: the</u></p>

		<u>manual</u> . Members of the guideline committee are available on the NICE website:	
29.	Other registration details	n/a	
30.	Reference/URL for published protocol	n/a	
31.	Dissemination plans	<p>NICE may use a range of different methods to raise awareness of the guideline. These include standard approaches such as:</p> <ul style="list-style-type: none"> • notifying registered stakeholders of publication • publicising the guideline through NICE's newsletter and alerts • issuing a press release or briefing as appropriate, posting news articles on the NICE website, using social media channels, and publicising the guideline within NICE. 	
32.	Keywords	Perioperative care, preoperative, iron, anaemia	
33.	Details of existing review of same topic by same authors	n/a	
34.	Current review status	<input type="checkbox"/>	Ongoing
		<input type="checkbox"/>	Completed but not published
		<input type="checkbox"/>	Completed and published
		<input type="checkbox"/>	Completed, published and being updated
		<input type="checkbox"/>	Discontinued
35..	Additional information	n/a	
36.	Details of final publication	www.nice.org.uk	

1

2

Table 13: Health economic review protocol

Review question	All questions – health economic evidence
Objectives	To identify health economic studies relevant to any of the review questions.
Search criteria	<ul style="list-style-type: none"> • Populations, interventions and comparators must be as specified in the clinical review protocol above. • Studies must be of a relevant health economic study design (cost–utility analysis, cost-effectiveness analysis, cost–benefit analysis, cost–consequences analysis, comparative cost analysis). • Studies must not be a letter, editorial or commentary, or a review of health economic evaluations. (Recent reviews will be ordered although not reviewed. The bibliographies will be checked for relevant studies, which will then be ordered.) • Unpublished reports will not be considered unless submitted as part of a call for evidence. • Studies must be in English.
Search strategy	A health economic study search will be undertaken using population-specific terms and a health economic study filter – see appendix B below.
Review	Studies not meeting any of the search criteria above will be excluded. Studies

strategy	<p>published before 2003, abstract-only studies and studies from non-OECD countries or the USA will also be excluded.</p> <p>Each remaining study will be assessed for applicability and methodological limitations using the NICE economic evaluation checklist which can be found in appendix H of Developing NICE guidelines: the manual (2014).^{43 43}</p> <p>Inclusion and exclusion criteria</p> <ul style="list-style-type: none">• If a study is rated as both ‘Directly applicable’ and with ‘Minor limitations’ then it will be included in the guideline. A health economic evidence table will be completed and it will be included in the health economic evidence profile.• If a study is rated as either ‘Not applicable’ or with ‘Very serious limitations’ then it will usually be excluded from the guideline. If it is excluded then a health economic evidence table will not be completed and it will not be included in the health economic evidence profile.• If a study is rated as ‘Partially applicable’, with ‘Potentially serious limitations’ or both then there is discretion over whether it should be included. <p>Where there is discretion</p> <p>The health economist will make a decision based on the relative applicability and quality of the available evidence for that question, in discussion with the guideline committee if required. The ultimate aim is to include health economic studies that are helpful for decision-making in the context of the guideline and the current NHS setting. If several studies are considered of sufficiently high applicability and methodological quality that they could all be included, then the health economist, in discussion with the committee if required, may decide to include only the most applicable studies and to selectively exclude the remaining studies. All studies excluded on the basis of applicability or methodological limitations will be listed with explanation in the excluded health economic studies appendix below.</p> <p>The health economist will be guided by the following hierarchies.</p> <p><i>Setting:</i></p> <ul style="list-style-type: none">• UK NHS (most applicable).• OECD countries with predominantly public health insurance systems (for example, France, Germany, Sweden).• OECD countries with predominantly private health insurance systems (for example, Switzerland).• Studies set in non-OECD countries or in the USA will be excluded before being assessed for applicability and methodological limitations. <p><i>Health economic study type:</i></p> <ul style="list-style-type: none">• Cost–utility analysis (most applicable).• Other type of full economic evaluation (cost–benefit analysis, cost-effectiveness analysis, cost–consequences analysis).• Comparative cost analysis.• Non-comparative cost analyses including cost-of-illness studies will be excluded before being assessed for applicability and methodological limitations. <p><i>Year of analysis:</i></p> <ul style="list-style-type: none">• The more recent the study, the more applicable it will be.• Studies published in 2003 or later but that depend on unit costs and resource data entirely or predominantly from before 2003 will be rated as ‘Not applicable’.• Studies published before 2003 will be excluded before being assessed for applicability and methodological limitations. <p><i>Quality and relevance of effectiveness data used in the health economic analysis:</i></p> <ul style="list-style-type: none">• The more closely the clinical effectiveness data used in the health economic analysis match with the outcomes of the studies included in the clinical review the
-----------------	--

more useful the analysis will be for decision-making in the guideline. For example, economic evaluations based on observational studies will be excluded, when the clinical review is only looking for RCTs,

1
2

Appendix B: Literature search strategies

The literature searches for this review are detailed below and complied with the methodology outlined in Developing NICE guidelines: the manual 2014, updated 2018.⁴³

For more detailed information, please see the Methodology Review.

B.1 Clinical search literature search strategy

Searches were constructed using a PICO framework where population (P) terms were combined with Intervention (I) and in some cases Comparison (C) terms. Outcomes (O) are rarely used in search strategies for interventions as these concepts may not be well described in title, abstract or indexes and therefore difficult to retrieve. Search filters were applied to the search where appropriate.

Table 14: Database date parameters and filters used

Database	Dates searched	Search filter used
Medline (OVID)	1946 – 30 May 2019	Exclusions
Embase (OVID)	1974 – 30 May 2019	Exclusions
The Cochrane Library (Wiley)	Cochrane Reviews to 2019 Issue 5 of 12 CENTRAL to 2019 Issue 5 of 12 DARE, and NHSEED to 2015 Issue 2 of 4 HTA to 2016 Issue 4 of 4	None

Medline (Ovid) search terms

1.	exp Preoperative Care/ or Preoperative Period/
2.	(pre-operat* or preoperat* or pre-surg* or presurg*).ti,ab.
3.	((before or prior or advance or pre or prepar*) adj3 (surg* or operat* or anaesthes* or anesthes*)).ti,ab.
4.	or/1-3
5.	limit 4 to English language
6.	(exp child/ or exp pediatrics/ or exp infant/) not (exp adolescent/ or exp adult/ or exp middle age/ or exp aged/)
7.	5 not 6
8.	letter/
9.	editorial/
10.	news/
11.	exp historical article/
12.	Anecdotes as Topic/
13.	comment/
14.	case report/
15.	(letter or comment*).ti.
16.	or/8-15
17.	randomized controlled trial/ or random*.ti,ab.
18.	16 not 17
19.	animals/ not humans/
20.	exp Animals, Laboratory/

21.	exp Preoperative Care/ or Preoperative Period/
22.	(pre-operat* or preoperat* or pre-surg* or presurg*).ti,ab.
23.	((before or prior or advance or pre or prepar*) adj3 (surg* or operat* or anaesthes* or anesthes*)).ti,ab.
24.	or/1-3
25.	limit 4 to English language
26.	(exp child/ or exp pediatrics/ or exp infant/) not (exp adolescent/ or exp adult/ or exp middle age/ or exp aged/)
27.	5 not 6
28.	letter/
29.	editorial/
30.	news/
31.	exp historical article/
32.	Anecdotes as Topic/
33.	comment/
34.	case report/
35.	(letter or comment*).ti.
36.	or/8-15
37.	randomized controlled trial/ or random*.ti,ab.
38.	16 not 17
39.	animals/ not humans/
40.	exp Animals, Laboratory/
41.	exp Animal Experimentation/
42.	exp Models, Animal/
43.	exp Rodentia/
44.	(rat or rats or mouse or mice).ti.
45.	or/18-24
46.	7 not 25
47.	exp Anemia/
48.	(anemi* or anaemi*).ti,ab.
49.	27 or 28
50.	26 and 29

1

Embase (Ovid) search terms

1.	*preoperative care/ or *preoperative period/
2.	(pre-operat* or preoperat* or pre-surg* or presurg*).ti,ab.
3.	((before or prior or advance or pre or prepar*) adj3 (surg* or operat* or anaesthes* or anesthes*)).ti,ab.
4.	or/1-3
5.	limit 4 to English language
6.	(exp child/ or exp pediatrics/ or exp infant/) not (exp adolescent/ or exp adult/ or exp middle age/ or exp aged/)
7.	5 not 6
8.	letter.pt. or letter/
9.	note.pt.
10.	editorial.pt.
11.	case report/ or case study/

12.	(letter or comment*).ti.
13.	or/8-12
14.	randomized controlled trial/ or random*.ti,ab.
15.	13 not 14
16.	animal/ not human/
17.	nonhuman/
18.	exp Animal Experiment/
19.	exp Experimental Animal/
20.	animal model/
21.	exp Rodent/
22.	(rat or rats or mouse or mice).ti.
23.	or/15-22
24.	7 not 23
25.	exp Anemia/
26.	(anemi* or anaemi*).ti,ab.
27.	25 or 26
28.	24 and 27

1

Cochrane Library (Wiley) search terms

#1.	MeSH descriptor: [Preoperative Care] this term only
#2.	MeSH descriptor: [Preoperative Period] this term only
#3.	MeSH descriptor: [Perioperative Nursing] this term only
#4.	(pre-operat* or preoperati* or pre-surg* or presurg*):ti,ab
#5.	(before or prior or advance or pre or prepar*) near/3 (surg* or operat* or anaesthes* or anesthes*):ti,ab
#6.	(or #1-#5)
#7.	MeSH descriptor: [Anemia] explode all trees
#8.	(anemi* or anaemi*):ti,ab
#9.	#7 or #8
#10.	#6 and #9

2 B.2 Health Economics literature search strategy

3 Health economic evidence was identified by conducting a broad search relating to the
4 perioperative care population in NHS Economic Evaluation Database (NHS EED – this
5 ceased to be updated after March 2015) and the Health Technology Assessment database
6 (HTA) with no date restrictions. NHS EED and HTA databases are hosted by the Centre for
7 Research and Dissemination (CRD). Additional health economics searches were run on
8 Medline and Embase.

9 **Table 15: Database date parameters and filters used**

Database	Dates searched	Search filter used
Medline	2014 – 30 May 2019	Exclusions Health economics studies
Embase	2014 – 30 May 2019	Exclusions Health economics studies
Centre for Research and	HTA - Inception – 02 May	None

Database	Dates searched	Search filter used
Dissemination (CRD)	2019 NHSEED - Inception to 02 May 2019	

1

Medline (Ovid) search terms

1.	exp Preoperative Care/ or exp Perioperative Care/ or exp Perioperative Period/ or exp Perioperative Nursing/
2.	((pre-operative* or preoperative* or preop* or pre-op* or pre-surg* or presurg*) adj3 (care* or caring or treat* or nurs* or monitor* or recover* or medicine)).ti,ab.
3.	((perioperative* or peri-operative* or intraoperative* or intra-operative* or intrasurg* or intra-surg* or peroperat* or per-operat*) adj3 (care* or caring or treat* or nurs* or monitor* or recover* or medicine)).ti,ab.
4.	((postoperative* or postop* or post-op* or post-surg* or postsurg*) adj3 (care* or caring or treat* or nurs* or monitor* or recover* or medicine)).ti,ab.
5.	((care* or caring or treat* or nurs* or recover* or monitor*) adj3 (before or prior or advance or during or after) adj3 (surg* or operat* or anaesthes* or anesthes*)).ti,ab.
6.	1 or 2 or 3 or 4 or 5
7.	(intraoperative* or intra-operative* or intrasurg* or intra-surg* or peroperat* or per-operat* or perioperat* or peri-operat*).ti,ab.
8.	((during or duration) adj3 (surg* or operat* or anaesthes* or anesthes*)).ti,ab.
9.	7 or 8
10.	postoperative care/ or exp Postoperative Period/ or exp Perioperative nursing/
11.	(postop* or post-op* or post-surg* or postsurg* or perioperat* or peri-operat*).ti,ab.
12.	(after adj3 (surg* or operat* or anaesthes* or anesthes*)).ti,ab.
13.	(post adj3 (operat* or anaesthes* or anesthes*)).ti,ab.
14.	10 or 11 or 12 or 13
15.	exp Preoperative Care/ or Preoperative Period/
16.	(pre-operat* or preoperat* or pre-surg* or presurg*).ti,ab.
17.	((before or prior or advance or pre or prepar*) adj3 (surg* or operat* or anaesthes* or anesthes*)).ti,ab.
18.	15 or 16 or 17
19.	6 or 9 or 14 or 18
20.	letter/
21.	editorial/
22.	news/
23.	exp historical article/
24.	Anecdotes as Topic/
25.	comment/
26.	case report/
27.	(letter or comment*).ti.
28.	or/20-27
29.	randomized controlled trial/ or random*.ti,ab.
30.	28 not 29
31.	animals/ not humans/
32.	exp Animals, Laboratory/
33.	exp Animal Experimentation/
34.	exp Models, Animal/

35.	exp Rodentia/
36.	(rat or rats or mouse or mice).ti.
37.	or/30-36
38.	19 not 37
39.	limit 38 to English language
40.	(exp child/ or exp pediatrics/ or exp infant/) not (exp adolescent/ or exp adult/ or exp middle age/ or exp aged/)
41.	39 not 40
42.	economics/
43.	value of life/
44.	exp "costs and cost analysis"/
45.	exp Economics, Hospital/
46.	exp Economics, medical/
47.	Economics, nursing/
48.	economics, pharmaceutical/
49.	exp "Fees and Charges"/
50.	exp budgets/
51.	budget*.ti,ab.
52.	cost*.ti.
53.	(economic* or pharmaco?economic*).ti.
54.	(price* or pricing*).ti,ab.
55.	(cost* adj2 (effectiv* or utilit* or benefit* or minimi* or unit* or estimat* or variable*)).ab.
56.	(financ* or fee or fees).ti,ab.
57.	(value adj2 (money or monetary)).ti,ab.
58.	or/42-57
59.	41 and 58

1

Embase (Ovid) search terms

1.	*preoperative period/ or *intraoperative period/ or *postoperative period/ or *perioperative nursing/ or *surgical patient/
2.	((pre-operative* or preoperative* or preop* or pre-op* or pre-surg* or presurg*) adj3 (care* or caring or treat* or nurs* or monitor* or recover* or medicine)).ti,ab.
3.	((perioperative* or peri-operative* or intraoperative* or intra-operative* or intrasurg* or intra-surg* or peroperat* or per-operat*) adj3 (care* or caring or treat* or nurs* or monitor* or recover* or medicine)).ti,ab.
4.	((care* or caring or treat* or nurs* or recover* or monitor*) adj3 (before or prior or advance or during or after) adj3 (surg* or operat* or anaesthes* or anesthes*)).ti,ab.
5.	1 or 2 or 3 or 4
6.	peroperative care/ or exp peroperative care/ or exp perioperative nursing/
7.	(intraoperative* or intra-operative* or intrasurg* or intra-surg* or peroperat* or per-operat* or perioperat* or peri-operat*).ti,ab.
8.	((during or duration) adj3 (surg* or operat* or anaesthes* or anesthes*)).ti,ab.
9.	6 or 7 or 8
10.	postoperative care/ or exp postoperative period/ or perioperative nursing/
11.	(postop* or post-op* or post-surg* or postsurg* or perioperat* or peri-operat*).ti,ab.
12.	(after adj3 (surg* or operat* or anaesthes* or anesthes*)).ti,ab.
13.	(post adj3 (operat* or anaesthes* or anesthes*)).ti,ab.

14.	10 or 11 or 12 or 13
15.	exp preoperative care/ or preoperative period/
16.	(pre-operat* or preoperat* or pre-surg* or presurg*).ti,ab.
17.	((before or prior or advance or pre or prepar*) adj3 (surg* or operat* or anaesthes* or anesthes*)).ti,ab.
18.	15 or 16 or 17
19.	5 or 9 or 14 or 18
20.	letter.pt. or letter/
21.	note.pt.
22.	editorial.pt.
23.	case report/ or case study/
24.	(letter or comment*).ti.
25.	or/20-24
26.	randomized controlled trial/ or random*.ti,ab.
27.	25 not 26
28.	animal/ not human/
29.	nonhuman/
30.	exp Animal Experiment/
31.	exp Experimental Animal/
32.	animal model/
33.	exp Rodent/
34.	(rat or rats or mouse or mice).ti.
35.	or/27-34
36.	19 not 35
37.	limit 36 to English language
38.	(exp child/ or exp pediatrics/) not (exp adult/ or exp adolescent/)
39.	37 not 38
40.	health economics/
41.	exp economic evaluation/
42.	exp health care cost/
43.	exp fee/
44.	budget/
45.	funding/
46.	budget*.ti,ab.
47.	cost*.ti.
48.	(economic* or pharmaco?economic*).ti.
49.	(price* or pricing*).ti,ab.
50.	(cost* adj2 (effectiv* or utilit* or benefit* or minimi* or unit* or estimat* or variable*)).ab.
51.	(financ* or fee or fees).ti,ab.
52.	(value adj2 (money or monetary)).ti,ab.
53.	or/40-52

54.	39 and 53
-----	-----------

1

NHS EED and HTA (CRD) search terms

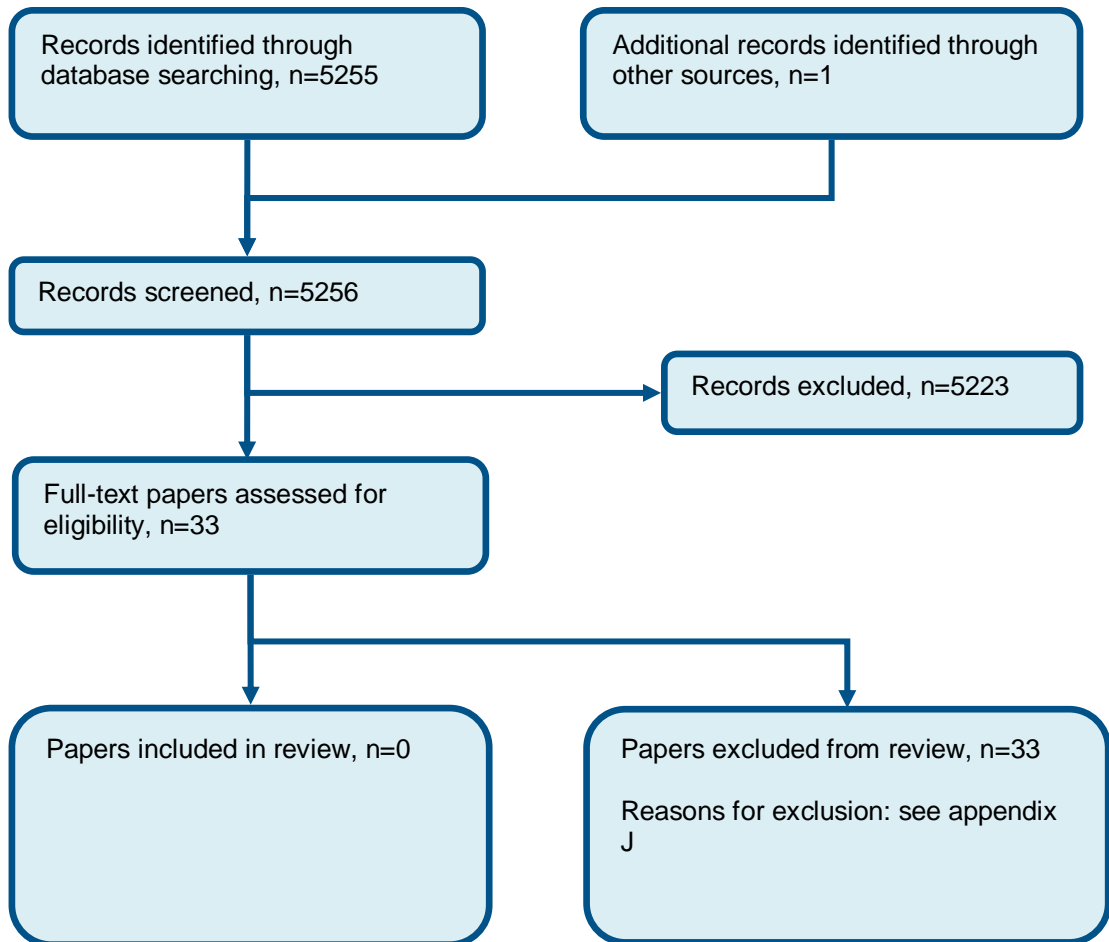
#1.	MeSH DESCRIPTOR Preoperative Care EXPLODE ALL TREES
#2.	MeSH DESCRIPTOR Perioperative Care EXPLODE ALL TREES
#3.	MeSH DESCRIPTOR Perioperative Period EXPLODE ALL TREES
#4.	MeSH DESCRIPTOR Perioperative Nursing EXPLODE ALL TREES
#5.	((((perioperative* or peri-operative* or intraoperative* or intra-operative* or intrasurg* or intra-surg* or peroperat* or per-operat*) adj3 (care* or caring or treat* or nurs* or monitor* or recover* or medicine)))
#6.	((((care* or caring or treat* or nurs* or recover* or monitor*) adj3 (before or prior or advance or during or after) adj3 (surg* or operat* or anaesthes* or anesthes*)))
#7.	((((pre-operative* or preoperative* or preop* or pre-op* or pre-surg* or presurg*) adj3 (care* or caring or treat* or nurs* or monitor* or recover* or medicine)))
#8.	((((postoperative* or postop* or post-op* or post-surg* or postsurg*) adj3 (care* or caring or treat* or nurs* or monitor* or recover* or medicine)))
#9.	#1 OR #2 OR #3 OR #4 OR #5 OR #6 OR #7 OR #8
#10.	(* IN HTA)
#11.	(* IN NHSEED)
#12.	#9 AND #10
#13.	#9 AND #11
#14.	MeSH DESCRIPTOR Intraoperative Care EXPLODE ALL TREES
#15.	#1 OR #2 OR #3 OR #4 OR #14
#16.	((intraoperative* or intra-operative* or intrasurg* or intra-surg* or peroperat* or per-operat* or perioperat* or peri-operat*))
#17.	((((during or duration) adj3 (surg* or operat* or anaesthes* or anesthes*)))
#18.	((postop* or post-op* or post-surg* or postsurg* or perioperat* or peri-operat*))
#19.	((after adj3 (surg* or operat* or anaesthes* or anesthes*)))
#20.	((post adj3 (operat* or anaesthes* or anesthes*)))
#21.	((pre-operat* or preoperat* or pre-surg* or presurg*))
#22.	((((before or prior or advance or pre or prepar*) adj3 (surg* or operat* or anaesthes* or anesthes*)))
#23.	#15 OR #16 OR #17 OR #18 OR #19 OR #20 OR #21 OR #22
#24.	#10 AND #23
#25.	#11 AND #23
#26.	#12 OR #13 OR #24 OR #25

2
3

1
2

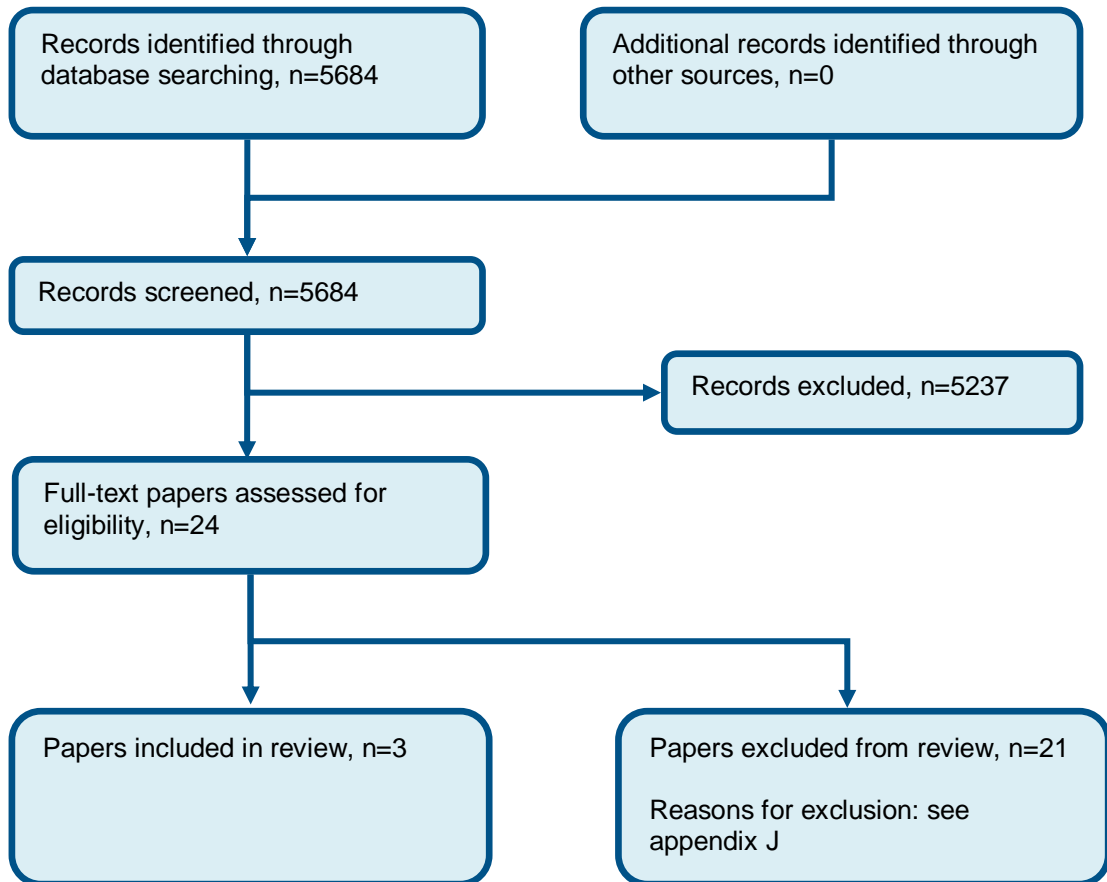
Appendix C: Clinical evidence selection

Figure 1: Flow chart of clinical study selection for the review of preoperative management of anaemia (oral iron).



3

Figure 2: Flow chart of clinical study selection for the review of preoperative management of anaemia (IV iron versus oral iron).



1
2

Appendix D: Clinical evidence tables

1.8.4 Oral iron

No clinical evidence identified.

1.8.5 IV iron

Study	Keeler 2017 ²⁹
Study type	RCT (Patient randomised; Parallel)
Number of studies (number of participants)	(n=116)
Countries and setting	Conducted in United Kingdom; Setting: Secondary care. Across 7 sites in the UK.
Line of therapy	Not applicable
Duration of study	Intervention time: 2 weeks
Method of assessment of guideline condition	Adequate method of assessment/diagnosis
Stratum	Overall
Subgroup analysis within study	Not applicable:
Inclusion criteria	Patients diagnosed with colorectal cancer with haemoglobin <11 g/dl for women and <12 g/dl for men.
Exclusion criteria	Patients with metastatic disease, pre-existing haematological disease, renal failure and those currently undergoing chemotherapy were excluded to minimise the risk of inclusion of people with non-iron deficiency anaemia.
Recruitment/selection of patients	Patients with colorectal cancers screened for eligibility.
Age, gender and ethnicity	Age - Median (range): 74 (67-81). Gender (M:F): 72/44. Ethnicity: Not reported
Further population details	1. American Society of Anesthesiologists (ASA) Physical Status grade: N/A 2. Older people (over 60): Yes 3. Surgery grade based on NICE preoperative tests for elective surgery guideline categorisation: Major
Indirectness of population	No indirectness
Interventions	(n=55) Intervention 1: intravenous iron therapy. Ferric carboxymaltose diluted in 250 ml 0.9% saline. Dose calculated using body weight and Hb level. Maximum dose of 1000mg per week and 2000mg during the trial. . Duration 3 weeks. Concurrent medication/care: NA . Indirectness: No indirectness Further details: 1. Time to surgery: Median 3 weeks

Study	Keeler 2017²⁹
	<p>Comments: treatment for at least 2 weeks</p> <p>(n=61) Intervention 2: oral iron therapy. Ferrous sulphate 200mg twice daily until surgery. Duration 3 weeks. Concurrent medication/care: NA. Indirectness: No indirectness Further details: 1. Time to surgery: Median 3 weeks Comments: treatment at least 2 weeks</p>
Funding	Study funded by industry (Grant received from Syner-Med and Vifor Pharma and Pharmacosmos)

RESULTS (NUMBERS ANALYSED) AND RISK OF BIAS FOR COMPARISON: INTRAVENOUS IRON THERAPY versus ORAL IRON THERAPY

Protocol outcome 1: Perioperative Hb level

- Actual outcome: Hb levels at surgery at 3 weeks (median); IV iron: Median (IQR): 1.55 (0.93-2.58) (n=50); oral iron: Median (IQR): 0.5 (-0.13-1.33)(n=55). Change score of intervention vs control was statistically significant. P<0.001

Risk of bias: All domain - Low, Selection - Low, Blinding - Low, Incomplete outcome data - Low, Outcome reporting - Low, Measurement - Low, Crossover - Low; Indirectness of outcome: No indirectness ; Group 1 Number missing: 5, Reason: failed to meet 14 day treatment period prior to surgery; Group 2 Number missing: 6, Reason: failed to meet 14 day treatment period prior to surgery

Protocol outcome 2: Blood transfusion (pre, intra and post surgery)

- Actual outcome: Pre-operative blood transfusion at (median)3 weeks; Group 1: 0/50, Group 2: 5/55

Risk of bias: All domain - Low, Selection - Low, Blinding - Low, Incomplete outcome data - Low, Outcome reporting - Low, Measurement - Low, Crossover - Low; Indirectness of outcome: No indirectness ; Group 1 Number missing: 5, Reason: failed to meet 14 day treatment period prior to surgery; Group 2 Number missing: 6, Reason: failed to meet 14 day treatment period prior to surgery

Protocol outcome 3: Blood transfusion (pre, intra and post surgery)

- Actual outcome: Blood transfusion on the day of surgery at (median)3 weeks; Group 1: 6/50, Group 2: 6/55

Risk of bias: All domain - Low, Selection - Low, Blinding - Low, Incomplete outcome data - Low, Outcome reporting - Low, Measurement - Low, Crossover - Low; Indirectness of outcome: No indirectness ; Group 1 Number missing: 5, Reason: failed to meet 14 day treatment period prior to surgery; Group 2 Number missing: 6, Reason: failed to meet 14 day treatment period prior to surgery

Protocol outcome 4: Blood transfusion (pre, intra and post surgery)

- Actual outcome: Post-operative blood transfusion at (median)3 weeks; Group 1: 4/50, Group 2: 6/55

Risk of bias: All domain - Low, Selection - Low, Blinding - Low, Incomplete outcome data - Low, Outcome reporting - Low, Measurement - Low, Crossover - Low; Indirectness of outcome: No indirectness ; Group 1 Number missing: 5, Reason: failed to meet 14 day treatment period prior to surgery; Group 2 Number missing: 6, Reason: failed to meet 14 day treatment period prior to surgery. Comments: Study reports total number of transfusions, subtracted no. of pre and intra-transfusions to ascertain post-op figures.

Study	Keeler 2017 ²⁹
	<p>Protocol outcome 5: Blood transfusion (pre, intra and post surgery) - Actual outcome: Perioperative blood transfusion volume at 3 weeks (median); Group 1 mean 0.632 units (SD 1.3835); n=55, Group 2: mean 0.698 units (SD 1.9247); n=50. Risk of bias: All domain - Low, Selection - Low, Blinding - Low, Incomplete outcome data - Low, Outcome reporting - Low, Measurement - Low, Crossover - Low; Indirectness of outcome: No indirectness; Group 1 Number missing: 5, Reason: failed to meet 14 day treatment period prior to surgery; Group 2 Number missing: 6, Reason: failed to meet 14 day treatment period prior to surgery.</p> <p>Protocol outcome 5: Length of hospital stay - Actual outcome: Post operative length of stay at 3 weeks (median); IV iron: Median (IQR): 6 (5-10) (n=50); oral iron: Median (IQR): 6 (4-9) (n=55). Change score of intervention vs control was not statistically significant. P=0.950 Risk of bias: All domain - Low, Selection - Low, Blinding - Low, Incomplete outcome data - Low, Outcome reporting - Low, Measurement - Low, Crossover - Low; Indirectness of outcome: No indirectness ; Group 1 Number missing: 5, Reason: failed to meet 14 day treatment period prior to surgery; Group 2 Number missing: 6, Reason: failed to meet 14 day treatment period prior to surgery</p> <p>Protocol outcome 6: Adverse events from iron infusion(e.g. constipation, nausea) - Actual outcome: Complications at 3 weeks (median); Oral iron: two people reduced their dose because of complication (dyspepsia and constipation) IV iron: Postinfusion headache was the most frequent complication (reported by three people). One significant adverse event was reported, a rash that required intervention of oral antihistamine medication. ; Risk of bias: All domain - High, Selection - Low, Blinding - Low, Incomplete outcome data - Low, Outcome reporting - High, Measurement - Low, Crossover - Low; Indirectness of outcome: No indirectness ; Group 1 Number missing: 5, Reason: failed to meet 14 day treatment period prior to surgery; Group 2 Number missing: 6, Reason: failed to meet 14 day treatment period prior to surgery</p>
Protocol outcomes not reported by the study	Mortality ; Quality of life ; Postoperative morbidity score ; Unplanned ICU admission ; ICU length of stay (planned and unplanned) ; Adverse events from transfusion (e.g. infections, reactions (compatibility), hypersensitivity)

Study	Kim 2009 ³¹
Study type	RCT (Patient randomised; Parallel)
Number of studies (number of participants)	(n=76)
Countries and setting	Conducted in South Korea; Setting: Women's clinic of three hospitals in South Korea
Line of therapy	Not applicable
Duration of study	Intervention time: 3 weeks

Study	Kim 2009 ³¹
Method of assessment of guideline condition	Adequate method of assessment/diagnosis
Stratum	Overall
Subgroup analysis within study	Not applicable
Inclusion criteria	Menorrhagic patients with established IDA who had haemoglobin levels <9 g/dl and were scheduled to undergo surgical treatment.
Exclusion criteria	Anaemia from causes other than IDA, current administration of iron, previous iron therapy or transfusion within 3 months, a history of hematologic disease, and chronic disease not appropriate for clinical trial.
Recruitment/selection of patients	Recruited from the women's clinic of three hospitals
Age, gender and ethnicity	Age - Mean (SD): 42 (7.5). Gender (M:F): Not reported. Ethnicity:
Further population details	1. American Society of Anesthesiologists (ASA) Physical Status grade: N/A 2. Older people (over 60): No 3. Surgery grade based on NICE preoperative tests for elective surgery guideline categorisation: Major
Indirectness of population	No indirectness
Interventions	<p>(n=39) Intervention 1: intravenous iron therapy. Iron sucrose calculated following formula: weight (kg) x [10 Hb (g/dl) - actual Hb (g/dl) x 2.4 = 500 mg, rounded to the nearest multiple of 100 mg. Most patients received iron sucrose infusion at a rate of 200 mg every other day, 3 times a week, beginning 3 weeks before surgery. . Duration 3 weeks. Concurrent medication/care: Additional oral iron was not administered. . Indirectness: No indirectness Further details: 1. Time to surgery: 3 weeks</p> <p>(n=37) Intervention 2: oral iron therapy. 2 ampoules of oral protein succinylate (total of 80 mg of elementary iron) per day, 3 weeks before surgery until time of surgery.. Duration 3 weeks. Concurrent medication/care: NA. Indirectness: No indirectness Further details: 1. Time to surgery: 3 weeks</p>
Funding	Funding not stated

RESULTS (NUMBERS ANALYSED) AND RISK OF BIAS FOR COMPARISON: INTRAVENOUS IRON THERAPY versus ORAL IRON THERAPY

Protocol outcome 1: Perioperative Hb level

- Actual outcome: Difference in Hb from preoperative Hb to postoperative Hb (g/dl) at 3 weeks; Group 1: mean 3 g/dl (SD 1.6); n=30, Group 2: mean 0.8 g/dl (SD 1.2); n=26; Comments: preoperative Hb: IV iron 7.5 (1.2), oral iron 7.8 (1.1)

Risk of bias: All domain - High, Selection - Low, Blinding - Low, Incomplete outcome data - Low, Outcome reporting - High, Measurement - Low,

Study	Kim 2009 ³¹
	Crossover - Low; Indirectness of outcome: No indirectness ; Group 1 Number missing: 7, Reason: non-compliance; Group 2 Number missing: 11, Reason: non-compliance
	Protocol outcome 2: Adverse events from iron infusion(e.g. constipation, nausea) - Actual outcome: Adverse events at 3 weeks; Group 1: 3/30, Group 2: 2/26; Comments: IV: two cases of myalgia, one case of injection pain. Oral: one event of nausea, one event of dyspepsia. Risk of bias: All domain - High, Selection - Low, Blinding - Low, Incomplete outcome data - High, Outcome reporting - Low, Measurement - Low, Crossover - Low; Indirectness of outcome: No indirectness ; Group 1 Number missing: 7, Reason: non-compliance; Group 2 Number missing: 11, Reason: non-compliance
Protocol outcomes not reported by the study	Mortality ; Quality of life ; Blood transfusion (pre, intra and post surgery) ; Postoperative morbidity score ; Change in healthcare management (e.g. delayed surgery, surgery cancellation) ; Length of hospital stay ; Unplanned ICU admission ; ICU length of stay (planned and unplanned) ; Adverse events from transfusion (e.g. infections, reactions (compatibility), hypersensitivity)

Study	Padmanabhan 2019 ⁴⁷
Study type	RCT (Patient randomised; Parallel)
Number of studies (number of participants)	(n=50)
Countries and setting	Conducted in the UK; Setting: the Heart & Lung Centre at Royal Wolverhampton Hospitals NHS Trust.
Line of therapy	Not applicable
Duration of study	Intervention time: 3-8 weeks
Method of assessment of guideline condition	Adequate method of assessment/diagnosis
Stratum	Overall
Subgroup analysis within study	Not applicable
Inclusion criteria	Patients scheduled for elective cardiac surgery, defined as coronary artery bypass graft and/or open valve surgery, were included if they were also anaemic according to the World Health Organization criteria (haemoglobin <120 g/l for women and <130 g/l for men).
Exclusion criteria	Patients were excluded if they had deficiencies in B12 or folic acid. Other exclusion criteria were low haemoglobin attributable to haemoglobinopathy, participating in another trial, inability to provide written consent, recognized allergy or other contraindications to intravenous iron or related products, already receiving intravenous iron treatment, evidence of significant symptomatic anaemia that would normally

Study	Padmanabhan 2019 ⁴⁷
	require urgent transfusion at the time of assessment, haemoglobin less than 90 g/l (9.0 g/dl), blood transfusion between enrolment and admission and pregnancy and/or breastfeeding.
Recruitment/selection of patients	Recruited from participating hospital
Age, gender and ethnicity	Age - Mean (SD): 74 (11). Gender (M:F): 27:17
Further population details	1. American Society of Anesthesiologists (ASA) Physical Status grade: N/A 2. Older people (over 60): No 3. Surgery grade based on NICE preoperative tests for elective surgery guideline categorisation: Major
Indirectness of population	No indirectness
Interventions	<p>(n=22) Intervention 1: IV oral therapy: Patients randomized to intravenous iron (FCM; Ferinject) received treatment in accordance with the manufacturer's instructions (maximum dose 1000 mg). FCM was diluted in 250 ml of 0.9% sodium chloride using an aseptic technique and administered over 30 min during the preoperative clinic. Standard observations including pulse rate, blood pressure, temperature and oxygenation saturation were monitored before and after infusion and as indicated by their clinical status. The dose of FCM was calculated using a fixed FCM dosing regimen. A second dose was offered when required. Duration unclear. Concurrent medication/care: NA. Indirectness: No indirectness Further details: 1. Time to surgery: 3-8 weeks</p> <p>(n=22) Intervention 2: oral iron therapy. Patients allocated to oral iron received 200mg of ferrous sulphate twice daily. Compliance with medication use was checked by asking patients to return the empty blister packs and to complete a medication log. Duration 3-8 weeks. Concurrent medication/care: NA. Indirectness: No indirectness Further details: 1. Time to surgery: 3-8 weeks</p>
Funding	Supported by a Tripartite charitable award (hospital based) and Vifor Pharma (UK).

RESULTS (NUMBERS ANALYSED) AND RISK OF BIAS FOR COMPARISON: INTRAVENOUS IRON THERAPY versus ORAL IRON THERAPY

Protocol outcome 1: Perioperative Hb level

- Actual outcome: Difference in Hb from enrolment Hb to surgical admission Hb (g/dl) at 3 weeks; Group 1: mean haemoglobin increased from 118.8 (8.9) g/l to 120.1 (9.8) g/l in the intravenous group (P = 0.44)n=22, Group 2: mean haemoglobin increased from 113.9 (11.1)

g/l to 118.3 (12.0) g/l in the oral group (P = 0.06); n=22; Comments: difference in baseline Hb levels

Risk of bias: All domain – Very high, Selection - High, Blinding - High, Incomplete outcome data - Low, Outcome reporting - Low, Measurement - Low, Crossover - Low; Indirectness of outcome: No indirectness

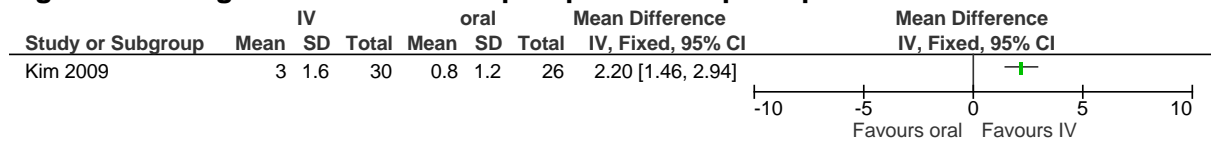
Protocol outcome 2: Blood transfusion

Study	Padmanabhan 2019 ⁴⁷
	<p>- Actual outcome: patients transfused. Group 1: 16/20, Group 2: 12/20</p> <p>For transfusion requirements, there were no differences in median postoperative packed red cell use between groups [intravenous 2.0 units (IQR 1.0–4.8), oral 1.5 units (interquartile range 0–2.0); P = 0.16]. However, the intravenous group was associated with larger volume of blood loss during the first 12h (median 655ml; interquartile range 162–1540 ml) compared to the oral iron group (median 313 ml; interquartile range 150–1750 ml; P < 0.007).</p> <p>Protocol outcome 3: Adverse events from iron infusion (e.g. constipation, nausea)</p> <p>- Actual outcome: Adverse events at postoperative period; Group 1: 15/20 (infection (4), AF (10), RRT (1)); Group 2: 17/20, (infection (5), AF (11), RRT (1))</p> <p>Risk of bias: All domain - High, Selection - Low, Blinding - High, Incomplete outcome data - Low, Outcome reporting - Low, Measurement - Low, Crossover - Low; Indirectness of outcome: No indirectness</p> <p>Protocol outcome 4: Length of hospital stay</p> <p>-Actual outcome: Length of stay (days), median (IQR). Group 1: 7 (3–49) ; Group 2; 9 (3–30)</p> <p>Risk of bias: All domain - High, Selection - Low, Blinding - High, Incomplete outcome data - Low, Outcome reporting - Low, Measurement - Low, Crossover - Low; Indirectness of outcome: No indirectness</p> <p>Protocol outcome 5: Length of ICU stay</p> <p>-Actual outcome: Length of ICU stay (hours), median (IQR). Group 1: 88.0 (?-106.) ; Group 2; 69 (12–190)</p> <p>Risk of bias: All domain - High, Selection - Low, Blinding - High, Incomplete outcome data - Low, Outcome reporting - Low, Measurement - Low, Crossover - Low; Indirectness of outcome: No indirectness. Comments: IQR incompletely reported in paper.</p> <p>Protocol outcome 6: Quality of life</p> <p>-Actual outcome: Quality of life: No statistically significant differences in any subset of the EQ-5D or SF-36 were identified when considering the effects of treatment during the 3 study visits.</p> <p>Risk of bias: All domain - High, Selection - Low, Blinding - High, Incomplete outcome data - Low, Outcome reporting - High, Measurement - Low, Crossover - Low; Indirectness of outcome: No indirectness</p>
<p>Protocol outcomes not reported by the study</p>	<p>Mortality ; Quality of life ; Postoperative morbidity score ; Change in healthcare management (e.g. delayed surgery, surgery cancellation) Unplanned ICU admission ; Adverse events from transfusion (e.g. infections, reactions (compatibility), hypersensitivity)</p>

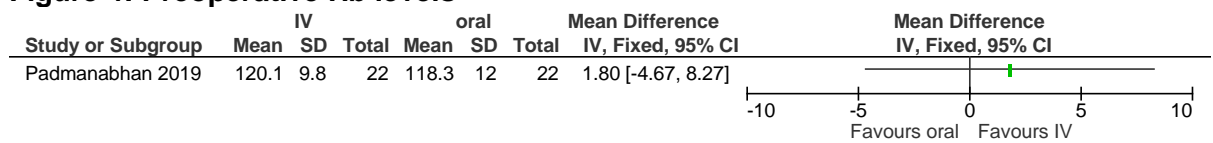
1 Appendix E: Forest plots

2 E.1 IV iron versus oral iron

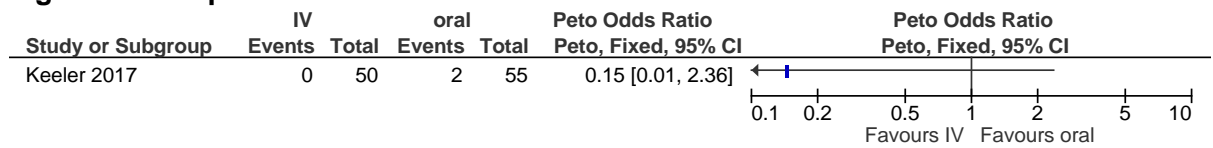
3 **Figure 3: Change in Hb levels from preoperative to postoperative**



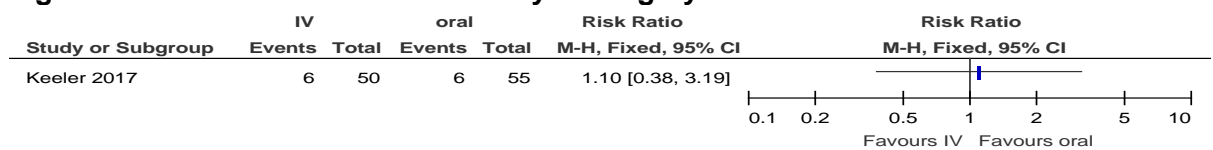
4 **Figure 4: Preoperative Hb levels**



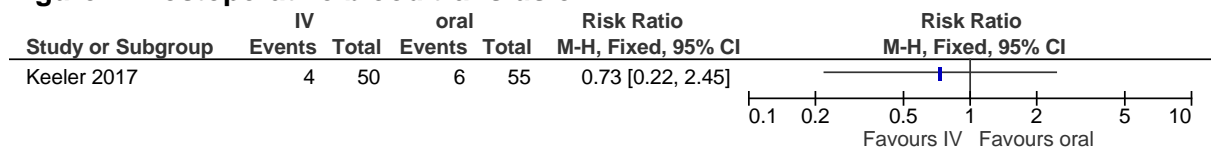
5 **Figure 5: Preoperative blood transfusion**



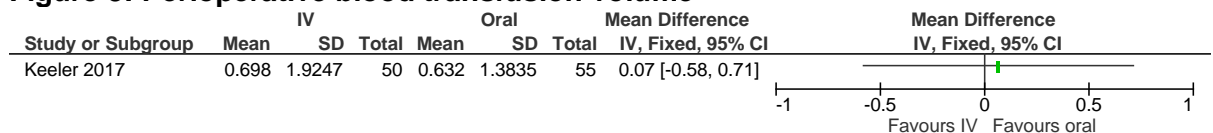
6 **Figure 6: Blood transfusion on the day of surgery**



7 **Figure 7: Postoperative blood transfusion**

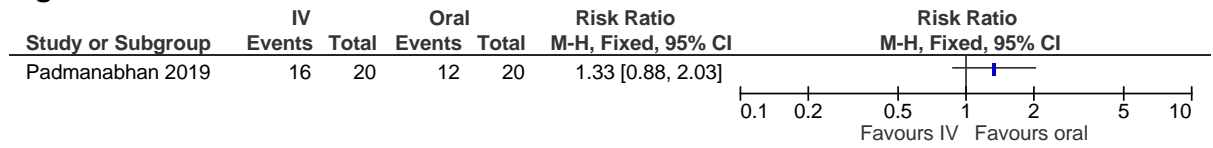


8 **Figure 8: Perioperative blood transfusion volume**



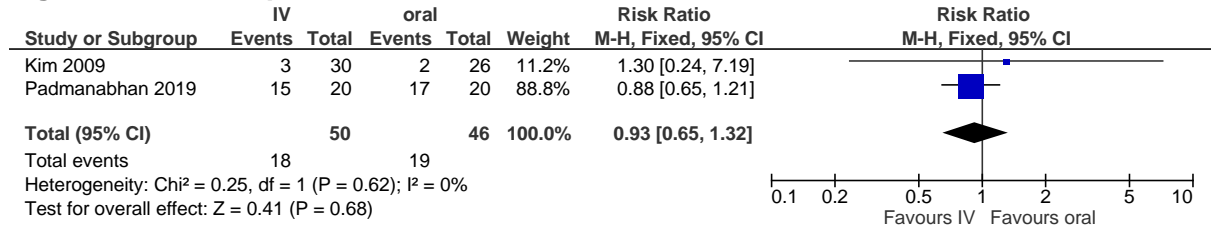
1

Figure 9: Patients transfused



2

Figure 10: Complications



3

4

Appendix F: GRADE tables

Table 16: Clinical evidence profile: IV iron compared to oral iron for preoperative management of anaemia

Quality assessment							No of patients		Effect		Quality	Importance
No of studies	Design	Risk of bias	Inconsistency	Indirectness	Imprecision	Other considerations	IV iron	Oral iron	Relative (95% CI)	Absolute		
Change in Hb levels from preoperative to postoperative (follow-up mean 3 weeks; Better indicated by higher values)												
1	randomised trials	serious ¹	no serious inconsistency	no serious indirectness	no serious imprecision	none	30	26	-	MD 2.2 higher (1.46 to 2.94 higher)	⊖⊖⊖⊖ MODERATE	CRITICAL
Pre-operative blood transfusion (follow-up median 3 weeks)												
1	randomised trials	no serious risk of bias	no serious inconsistency	no serious indirectness	serious ²	none	0/50 (0%)	9.1%	Peto OR 0.15 (0.01 to 2.36)	80 fewer per 1000 (from 90 fewer to 100 more)	⊖⊖⊖⊖ MODERATE	CRITICAL
Blood transfusion on the day of surgery (follow-up median 3 weeks)												
1	randomised trials	no serious risk of bias	no serious inconsistency	no serious indirectness	very serious ²	none	6/50 (12%)	10.9%	RR 1.1 (0.38 to 3.15)	11 more per 1000 (from 68 fewer to 234 more)	⊖⊖⊖⊖ LOW	CRITICAL
Complications (follow-up mean 3 weeks)												
2	randomised trials	serious ¹	no serious inconsistency	no serious indirectness	very serious ²	none	18/50 (36%)	41.3%	RR 0.93 (0.65 to 1.32)	29 fewer per 1000 (from 145 fewer to 132 more)	⊖⊖⊖⊖ VERY LOW	IMPORTANT
Post-operative blood transfusion (follow-up median 3 weeks)												

1	randomised trials	no serious risk of bias	no serious inconsistency	no serious indirectness	very serious ²	none	4/50 (8%)	10.9%	RR 0.73 (0.22 to 2.45)	29 fewer per 1000 (from 85 fewer to 158 more)	⊖⊖⊖⊖ LOW	CRITICAL
Postoperative Hb levels (follow-up post-operatively; Better indicated by higher values)												
1	randomised trials	very serious ¹	no serious inconsistency	no serious indirectness	serious ²	none	22	22	-	MD 1.80 higher (4.67 lower to 8.27 higher)	⊖⊖⊖⊖ VERY LOW	CRITICAL
Patients transfused (follow-up postoperatively)												
1	randomised trials	serious ¹	no serious inconsistency	no serious indirectness	serious ²	none	16/20 (80%)	60%	RR 1.33 (0.88 to 2.02)	198 more per 1000 (from 72 fewer to 612 more)	⊖⊖⊖⊖ LOW	CRITICAL

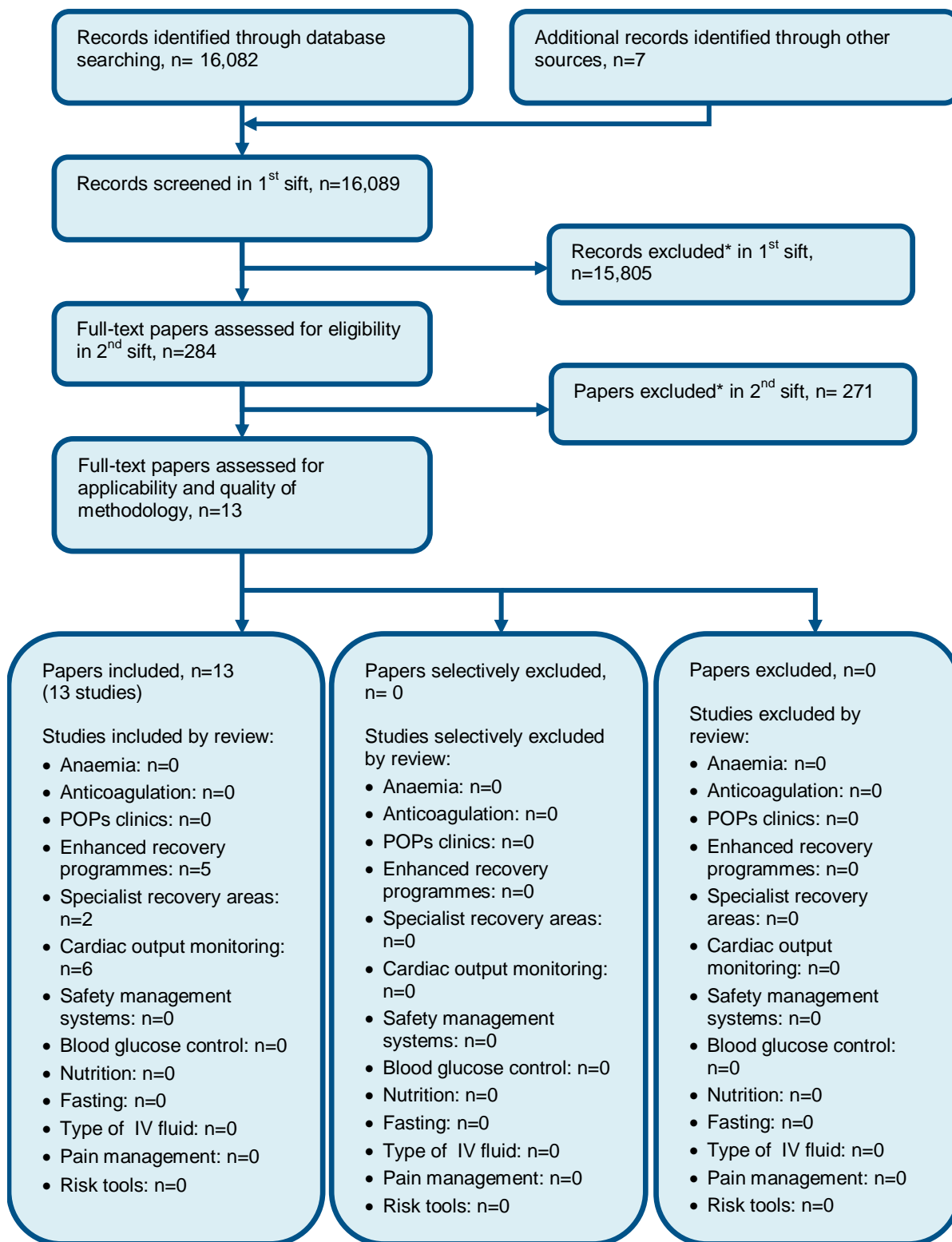
¹ Downgraded by 1 increment if the majority of the evidence was at high risk of bias, and downgraded by 2 increments if the majority of the evidence was at very high risk of bias.

² Downgraded by 1 increment if the confidence interval crossed one MID or by 2 increments if the confidence interval crossed both MIDs.

1
2

Appendix G: Health economic evidence selection

Figure 11: Flow chart of health economic study selection for the guideline



* Non-relevant population, intervention, comparison, design or setting; non-English language

Appendix H: Health economic evidence tables

None.

1
2
3
4

Appendix I: Excluded studies

I.1 Excluded clinical studies

Table 17: Studies excluded from the clinical review (oral iron)

Reference	Reason for exclusion
Abraham 2017 ¹	Excluded due to inappropriate study comparison
Alexander 2017 ²	Systematic review not relevant to review PICO
Armas-Loughran 2003 ⁴	Excluded due to inappropriate study design
Ashby 1967 ⁵	Excluded due to inappropriate interventions
Baele 2002 ⁶	Excluded due to inappropriate study design
Bisbe 2012 ⁷	Excluded due to inappropriate study design
Borstlap 2015 ⁹	Systematic review not relevant to review PICO
Clevenger 2015 ¹²	Excluded due to inappropriate study design
Fischer 2015 ¹⁷	Excluded due to inappropriate comparison
Grant-Casey 2010 ²³	Excluded due to inappropriate study design
Guinn 2016 ²⁴	Excluded due to inappropriate study design
Hare 2011 ²⁵	Excluded due to inappropriate study design
Jans 2018 ²⁶	Excluded due to inappropriate population
Kansagra 2016 ²⁸	Excluded due to inappropriate study design
Kotze 2012 ³²	Excluded due to inappropriate study comparison
Kumar 2008 ³³	Excluded due to inappropriate study design
Layton 2013 ³⁴	Excluded due to inappropriate study design
Lidder 2007 ³⁶	Excluded due to inappropriate interventions
Lilaramani 1974 ³⁷	Excluded due to inappropriate interventions
Munoz 2012 ³⁹	Excluded due to inappropriate study design; interventions
Munoz 2014 ³⁸	Systematic review not relevant to review PICO
Najafi 2015 ⁴⁰	Excluded due to inappropriate study design; interventions
Napolitano 2005 ⁴¹	Excluded due to inappropriate study design
Ng 2015 ⁴⁴	Systematic review not relevant to review PICO
Okuyama 2005 ⁴⁶	Excluded due to inappropriate interventions
Petis 2017 ⁴⁹	Excluded due to inappropriate interventions
Quinn 2010 ⁵¹	Excluded due to inappropriate study comparison
Rineau 2017 ⁵³	Excluded due to inappropriate study comparison
Sheth 2002 ⁵⁵	Excluded due to inappropriate interventions
Stoffel 2017 ⁵⁶	Excluded due to inappropriate review population
Stoneham 2007 ⁵⁸	Excluded due to inappropriate study design
Taylor 2013 ⁶⁰	Excluded due to inappropriate study design
Tseliou 2002 ⁶¹	Excluded due to inappropriate study comparison

5

Table 18: Studies excluded from the clinical review (IV iron)

Study	Exclusion reason
Alexander 2017 ²	Systematic review is not relevant to review question or unclear PICO

Study	Exclusion reason
Andrews 1997 ³	Incorrect study design. Incorrect interventions
Bisbe 2014 ⁸	Not review population
Borstlap 2015 ¹⁰	Incorrect study design - review protocol
Borstlap 2015 ¹¹	Incorrect study design - abstract
Derzon 2019 ¹⁵	Systematic review: references screened
Edwards 2009 ¹⁶	Inappropriate comparison
Froessler 2012 ²⁰	Incorrect study design - review protocol
Froessler 2013 ¹⁹	Systematic review is not relevant to review question or unclear PICO. Relevant study already included in review
Froessler 2016 ¹⁸	Incorrect interventions
Garrido 2010 ²²	Incorrect interventions
Garrido-Martin 2012 ²¹	Incorrect interventions
Khalafallah 2015 ³⁰	study design - structured abstract
Lee 2018 ³⁵	Incorrect study design - review protocol
Ng 2015 ⁴⁴	Relevant study already included in review
Peters 2018 ⁴⁸	Systematic review is not relevant to review question or unclear PICO. Relevant study already included in review
Quinn 2017 ⁵⁰	Incorrect study design. Inappropriate comparison
Richards 2015 ⁵²	Incorrect study design - review protocol
Schack 2019 ⁵⁴	Systematic review: references screened
Tang 2019 ⁵⁹	Systematic review: references screened
Wilson 2018 ⁶²	Incorrect interventions. Incorrect study design

1

2 I.2 Excluded health economic studies

3 **Table 19: Studies excluded from the health economic review**

Reference	Reason for exclusion
None.	

4

5

6

Appendix J: Research recommendations

J.1 Management of anaemia

Research question: For people with iron-deficiency anaemia, how long before surgery should oral iron supplementation be started, and what is the clinical and cost effectiveness of daily oral iron compared with oral iron given on alternative days?

Why this is important:

Iron deficiency anaemia is common in the surgical population. The time from identification of iron deficiency anaemia in a surgical patient, to the time of surgery is variable; it can be months for an elective procedure such as joint replacement or two weeks for cancer surgery. Treatment options include oral supplementation and/or intravenous preparations. There are limited randomised controlled clinical trials examining the clinical and cost effectiveness of oral versus intravenous iron for the treatment of iron deficiency anaemia prior to surgery. This has led variation in clinical practice in the treatment of iron deficiency prior to surgery and requires further research to inform development of guidelines and standardisation of routine care.

Criteria for selecting high-priority research recommendations:

PICO question	<p>Population: Adults 18 years and over having surgery who have been identified during preoperative assessment as having iron deficiency anaemia (haemoglobin <130 g/L (13 g/dL) in men older than age 15 years, <120 g/L (12 g/dL) in non-pregnant women older than age 15 years, and <110 g/L (11 g/dL) in pregnant women) undergoing surgery).</p> <p>Intervention(s): Preoperative alternate day oral iron therapy and daily oral iron therapy</p> <p>Comparison: Compared to each other, compared to different durations of therapy before surgery</p> <p>Outcome(s): All-cause mortality, health-related quality of life, preoperative Hb level, transfusion (pre-, intra- and post-surgery), postoperative morbidity score (POMS), change in healthcare management (for example, delayed surgery or surgery cancellation), length of hospital stay, unplanned ICU admission, ICU length of stay (planned and unplanned), adherence and adverse events from iron tablets (e.g. constipation, nausea)</p>
Importance to patients or the population	Research in this field would help to define the most acceptable, clinically effective and cost effective treatment option for patients allowing them to make an informed choice on the best treatment option
Relevance to NICE guidance	There is current uncertainty concerning the optimal preoperative intervention for iron deficiency anaemia
Relevance to the NHS	Research in this area will inform NICE recommendations for service delivery (for example the need for rapid access anaemia clinics) and provide information about clinical and cost-effectiveness.
National priorities	None identified
Current evidence base	No studies were identified comparing daily oral iron therapy with alternate oral iron therapy. There were three RCTs comparing IV iron with oral iron however there is uncertainty which reduces the probability of adverse post-operative outcomes

Equality	Not applicable
Study design	RCT ideally, if not then a large non-randomised cohort study with adequate adjustment for key confounders including age, ethnicity, co-morbidities and some measure of baseline health (e.g. quality of life)
Feasibility	With the expansion of rapid access anaemia clinics administering intravenous iron it may be difficult for clinicians to accept equipoise and recruit patients to such a study
Other comments	None
Importance	<ul style="list-style-type: none">• High: the research is essential to inform future updates of key recommendations in the guideline.

1
2
3
4