

1
2
3
4
5
6
7
8
9
10
11
12
13
14
15
16
17
18
19
20
21
22
23
24
25
26

Violence and Aggression

The short-term management of violent and physically threatening behaviour in mental health, health and community settings

National Clinical Guideline Number XX

National Collaborating Centre for Mental Health

commissioned by the

National Institute for Health and Care Excellence

published by

**The British Psychological Society and
The Royal College of Psychiatrists**

1
2
3
4
5
6
7
8
9
10
11
12
13
14
15
16
17
18
19
20
21
22
23
24
25
26
27
28
29
30
31

© The British Psychological Society and The Royal College of Psychiatrists, 2014

All rights reserved. No part of this guideline may be reprinted or reproduced or utilised in any form or by any electronic, mechanical, or other means, now known or hereafter invented, or in any information storage or retrieval system, without permission in writing from the National Collaborating Centre for Mental Health. Enquiries in this regard should be directed to the Centre Administrator: NCCMHAdmin@rcpsych.ac.uk

developed by

National Collaborating Centre for Mental Health
The Royal College of Psychiatrists
3rd Floor
21 Prescot Street
London
E1 8BB
www.nccmh.org.uk

commissioned by

National Institute for Health and Care Excellence
1st Floor
10 Spring Gardens
London
SW1X 8PG
www.nice.org.uk

1	CONTENTS	
2	Guideline Development Group members and National Collaborating Centre for Mental	
3	Health (NCCMH) review team.....	5
4	Acknowledgments	7
5	1 Preface	8
6	1.1 National clinical guidelines.....	8
7	1.2 The national violence and aggression guideline	11
8	2 Introduction.....	14
9	2.1 The need for a violence and aggression guideline.....	14
10	2.2 Definitions of violence and aggression	15
11	2.3 Incidence and prevalence of violence and aggression in different settings.....	16
12	2.4 The relationship between mental health problems and violence and aggression	17
13	2.5 Social attitudes towards violence and aggression	20
14	2.6 Personal consequences of violence and aggression for the individual and for others.....	21
15	2.7 The current management of violence and aggression in the NHS.....	25
16	2.8 Predicting the risk of violence and aggression and the culture of the NHS.....	27
17	2.9 The economic costs of violence and aggression to the NHS	30
18	3 Methods used to develop this guideline	33
19	3.1 Overview	33
20	3.2 The scope.....	33
21	3.3 The Guideline Development Group.....	34
22	3.4 Review protocols.....	35
23	3.5 Clinical review methods	37
24	3.6 Health economics methods.....	45
25	3.7 Linking evidence to recommendations.....	49
26	3.8 Stakeholder contributions.....	50
27	3.9 Validation of the guideline	51
28	4 Risk factors and prediction	52
29	4.1 Introduction.....	52
30	4.2 Review protocol	52
31	4.3 Risk factors for violence and aggression.....	54
32	4.4 Prediction and anticipation of violence	64
33	4.5 Linking evidence to recommendations.....	74
34	4.6 Recommendations.....	76

1	4.7	<i>Research recommendations</i>	78
2	5	Pre- and immediately pre-event	79
3	5.1	<i>Introduction</i>	79
4	5.2	<i>Review protocol</i>	81
5	5.3	<i>Inpatient settings</i>	84
6	5.4	<i>Emergency department settings</i>	95
7	5.5	<i>Community settings</i>	99
8	5.6	<i>Linking evidence to recommendations</i>	104
9	5.7	<i>Recommendations</i>	107
10	5.8	<i>Research recommendations</i>	117
11	6	During and post-event	119
12	6.1	<i>Introduction</i>	119
13	6.2	<i>Review protocol</i>	119
14	6.3	<i>During an event – all settings</i>	125
15	6.4	<i>Post-event – all settings</i>	161
16	6.5	<i>Linking evidence to recommendations</i>	163
17	6.6	<i>Recommendations</i>	169
18	6.7	<i>Research recommendations</i>	176
19	7	Special considerations for children and young people	177
20	7.1	<i>Introduction</i>	177
21	7.2	<i>Review protocol</i>	179
22	7.3	<i>Risk factors</i>	183
23	7.4	<i>Prediction</i>	186
24	7.5	<i>Non-pharmacological management strategies - All settings and phases</i>	189
25	7.6	<i>Pharmacological interventions - All settings and phases</i>	194
26	7.7	<i>Linking evidence to recommendations</i>	194
27	7.8	<i>Recommendations</i>	198
28	7.9	<i>Research recommendations</i>	201
29	8	Appendices	202
30	9	References	203
31			

1 **GUIDELINE DEVELOPMENT GROUP MEMBERS AND**
2 **NATIONAL COLLABORATING CENTRE FOR MENTAL**
3 **HEALTH (NCCMH) REVIEW TEAM**

4 **Peter Tyrer (Chair)**

5 Professor of Community Psychiatry, Centre for Mental Health, Imperial College
6 London

7
8 **Tim Kendall (Facilitator)**

9 Director, National Collaborating Centre for Mental Health

10

11 **Richard Barnett**

12 Lecturer, School of Health and Rehabilitation, Keele University

13

14 **Len Bowers**

15 Professor of Psychiatric Nursing, Institute of Psychiatry, Psychology and
16 Neuroscience, Kings College London

17

18 **Lucy Burt**

19 Research Assistant, National Collaborating Centre for Mental Health (until January
20 2014)

21

22 **Joy Duxbury**

23 Professor of Mental Health Nursing, University of Central Lancashire

24

25 **Elena Garralda**

26 Emeritus Professor of Child and Adolescent Psychiatry, Imperial College London

27

28 **Rebecca Gate**

29 Research Assistant, National Collaborating Centre for Mental Health

30

31 **David Glynn**

32 Health Economist, National Collaborating Centre for Mental Health

33

34 **Mike Hunter**

35 Consultant Psychiatrist, Assertive Outreach; Clinical Director, Inpatient Services;
36 Associate Medical Director, Research and Strategy, Sheffield Health and Social Care
37 NHS Foundation Trust

38

39 **Uday Katkar**

40 Locum GP; GP with a Special Interest in Emergency Medicine, Staffordshire

41

42 **Catherine King**

43 Service user and carer representative

44

45

1 **Brian Littlechild**

2 Professor of Social Work, University of Hertfordshire

3

4 **Noel McKenna**

5 Service User and Carer Representative

6

7 **Maeve Murphy**

8 Clinical Nurse Specialist, Forensic Adolescent Consultation and Treatment Service

9 Team, Greater Manchester West NHS Foundation Mental Health Trust

10

11 **Sabrina Naqvi**

12 Project Manager, National Collaborating Centre for Mental Health (until November
13 2014)

14

15 **Tony O'Connell**

16 Detective Constable, Criminal Investigations Department, Dorset Police

17

18 **Mary Pennant**

19 Systematic Reviewer, National Collaborating Centre for Mental Health (until
20 February 2014)

21

22 **Peter Pratt**

23 Chief Pharmacist, Sheffield Health and Social Care NHS Foundation Trust

24

25 **Belinda Salt**

26 Matron, Acute Services, Nottinghamshire Healthcare NHS Trust

27

28 **Faisal Sethi**

29 Consultant Psychiatrist, ES1 Psychiatric Intensive Care Unit, Maudsley Hospital,

30 South London and Maudsley NHS Foundation Trust, London; Psychiatric Intensive

31 Care Unit Lead Consultant, Psychosis Clinical Academic Group, South London and

32 Maudsley NHS Foundation Trust, London; Vice Chair, National Association of

33 Psychiatric Intensive Care and Low Secure Units, Glasgow

34

35 **Leroy Simpson**

36 Service User Representative

37

38 **Eric Slade**

39 Health Economist, National Collaborating Centre for Mental Health

40

41 **Peter Staves**

42 Service User and Carer Representative

43

44 **Sarah Stockton**

45 Senior Information Scientist, National Collaborating Centre for Mental Health

46

47

1 **Clare Taylor**

2 Senior Editor, National Collaborating Centre for Mental Health

3

4 **Birgit Völlm**

5 Clinical Associate Professor and Reader, Head of Section, Forensic Mental Health,

6 Division of Psychiatry and Applied Psychology, University of Nottingham and

7 Honorary Consultant Forensic Psychiatrist, Rampton Hospital, Nottinghamshire

8 Healthcare NHS Trust

9

10 **Craig Whittington**

11 Associate Director (Clinical Effectiveness), National Collaborating Centre for Mental

12 Health

13 **ACKNOWLEDGMENTS**

14 The Guideline Development Group and the National Collaborating Centre for

15 Mental Health review team would like to thank the **Clinical Guidelines Technical**

16 **Support Unit** and specifically the following people:

17 *Copy-editing*

18 **Ms Nuala Ernest**

19 Assistant Editor, National Collaborating Centre for Mental Health

20

1 PREFACE

2 This guideline has been developed to advise on the management of violent and
3 physically threatening behaviour in mental health, health and community settings in
4 adults, children (aged under 13 years) and young people (aged 13 to 18 years).

5
6 This guideline updates *Violence: the Short-term Management of Disturbed/Violent*
7 *Behaviour in In-Patient Psychiatric Settings and Emergency Departments*, NICE clinical
8 guideline 25, which was developed by the National Collaborating Centre for
9 Nursing and Supportive Care and published in 2005.

10
11 Since the publication of the 2005 guideline, there have been some important
12 advances in our knowledge of the management of violence and aggression,
13 including service users' views on the use of physical intervention and seclusion, and
14 the effectiveness, acceptability and safety of drugs and their dosages for rapid
15 tranquillisation. The previous guideline was restricted to people aged 16 and over in
16 adult psychiatric settings and emergency departments; this update has been
17 expanded to include some of the previously excluded populations and settings. All
18 areas of NICE clinical guideline 25 have been updated and this guideline will replace
19 it in full.

20
21 The guideline recommendations have been developed by a multidisciplinary team of
22 healthcare professionals, people with mental health problems who have personally
23 experienced management of violent or aggressive behaviour, their carers and
24 guideline methodologists after careful consideration of the best available evidence. It
25 is intended that the guideline will be useful to clinicians and service commissioners
26 in providing and planning high-quality care for the management of violence and
27 aggression, while also emphasising the importance of the experience of these service
28 users' care and the experience of their carers (see Appendix 1 for more details on the
29 scope of the guideline).

30
31 Although the evidence base is rapidly expanding, there are a number of major gaps.
32 The guideline makes a number of research recommendations specifically to address
33 gaps in the evidence base. In the meantime, it is hoped that the guideline will assist
34 clinicians, service users and carers, by identifying the merits of particular treatment
35 approaches where the evidence from research and clinical experience exists.

36 1.1 NATIONAL CLINICAL GUIDELINES

37 1.1.1 What are clinical guidelines?

38 Clinical guidelines are 'systematically developed statements that assist clinicians and
39 service users in making decisions about appropriate treatment for specific
40 conditions' (Mann & Executive, 1996). They are derived from the best available
41 research evidence, using predetermined and systematic methods to identify and
42 evaluate the evidence relating to the specific condition in question. Where evidence

1 is lacking, the guidelines include statements and recommendations based upon the
2 consensus statements developed by the Guideline Development Group (GDG).

3
4 Clinical guidelines are intended to improve the process and outcomes of healthcare
5 in a number of different ways. They can:

- 6
7 • provide up-to-date evidence-based recommendations for the management of
8 conditions and disorders by healthcare professionals
- 9 • be used as the basis to set standards to assess the practice of healthcare
10 professionals
- 11 • form the basis for education and training of healthcare professionals
- 12 • assist service users and their carers in making informed decisions about their
13 treatment and care
- 14 • improve communication between healthcare professionals, service users and
15 their carers
- 16 • help identify priority areas for further research.

17 **1.1.2 Uses and limitations of clinical guidelines**

18 Guidelines are not a substitute for professional knowledge and clinical judgement.
19 They can be limited in their usefulness and applicability by a number of different
20 factors: the availability of high-quality research evidence, the quality of the
21 methodology used in the development of the guideline, the generalisability of
22 research findings and the uniqueness of individuals.

23
24 Although the quality of research in this field is variable, the methodology used here
25 reflects current international understanding on the appropriate practice for guideline
26 development (AGREE Collaboration 2003)(Appraisal of Guidelines for Research and
27 Evaluation Instrument [AGREE]; www.agreetrust.org; AGREE Collaboration, 2003),
28 ensuring the collection and selection of the best research evidence available and the
29 systematic generation of treatment recommendations applicable to the majority of
30 people with mental health problems who are violent or aggressive. However, there
31 will always be some people and situations where clinical guideline
32 recommendations are not readily applicable. This guideline does not, therefore,
33 override the individual responsibility of healthcare professionals to make
34 appropriate decisions in the circumstances of the individual, in consultation with the
35 service user or their carer.

36
37 In addition to the clinical evidence, cost effectiveness information, where available, is
38 taken into account in the generation of statements and recommendations in clinical
39 guidelines. While national guidelines are concerned with clinical and cost
40 effectiveness, issues of affordability and implementation costs are to be determined
41 by the National Health Service (NHS).

42
43 In using guidelines, it is important to remember that the absence of empirical
44 evidence for the effectiveness of a particular intervention is not the same as evidence
45 for ineffectiveness. In addition, and of particular relevance in mental health,

1 evidence-based treatments are often delivered within the context of an overall
2 treatment programme including a range of activities, the purpose of which may be to
3 help engage the person and provide an appropriate context for the delivery of
4 specific interventions. It is important to maintain and enhance the service context in
5 which these interventions are delivered, otherwise the specific benefits of effective
6 interventions will be lost. Indeed, the importance of organising care in order to
7 support and encourage a good therapeutic relationship is at times as important as
8 the specific treatments offered.

9 **1.1.3 Why develop national guidelines?**

10 The National Institute for Health and Care Excellence (NICE) was established as a
11 Special Health Authority for England and Wales in 1999, with a remit to provide a
12 single source of authoritative and reliable guidance for service users, professionals
13 and the public. NICE guidance aims to improve standards of care, diminish
14 unacceptable variations in the provision and quality of care across the NHS, and
15 ensure that the health service is person-centred. All guidance is developed in a
16 transparent and collaborative manner, using the best available evidence and
17 involving all relevant stakeholders.

18
19 NICE generates guidance in a number of different ways, three of which are relevant
20 here. First, national guidance is produced by the Technology Appraisal Committee
21 to give robust advice about a particular treatment, intervention, procedure or other
22 health technology. Second, NICE commissions public health intervention guidance
23 focused on types of activity (interventions) that help to reduce people's risk of
24 developing a disease or condition, or help to promote or maintain a healthy lifestyle.
25 Third, NICE commissions the production of national clinical guidelines focused
26 upon the overall treatment and management of a specific condition. To enable this
27 latter development, NICE has established four National Collaborating Centres in
28 conjunction with a range of professional organisations involved in healthcare.

29 **1.1.4 From national clinical guidelines to local protocols**

30 Once a national guideline has been published and disseminated, local healthcare
31 groups will be expected to produce a plan and identify resources for
32 implementation, along with appropriate timetables. Subsequently, a
33 multidisciplinary group involving commissioners of healthcare, primary care and
34 specialist mental health professionals, service users and carers should undertake the
35 translation of the implementation plan into local protocols, taking into account both
36 the recommendations set out in this guideline and the priorities in the National
37 Service Framework for Mental Health (Department of Health, 1999) and related
38 documentation. The nature and pace of the local plan will reflect local healthcare
39 needs and the nature of existing services; full implementation may take a
40 considerable time, especially where substantial training needs are identified.

1 **1.1.5 Auditing the implementation of clinical guidelines**

2 This guideline identifies key areas of clinical practice and service delivery for local
3 and national audit. Although the generation of audit standards is an important and
4 necessary step in the implementation of this guidance, a more broadly-based
5 implementation strategy will be developed. Nevertheless, it should be noted that the
6 Care Quality Commission in England, and the Healthcare Inspectorate Wales, will
7 monitor the extent to which commissioners and providers of health and social care
8 and Health Authorities have implemented these guidelines.

9 **1.2 THE NATIONAL VIOLENCE AND AGGRESSION** 10 **GUIDELINE**

11 **1.2.1 Who has developed this guideline?**

12 This guideline has been commissioned by NICE and developed within the National
13 Collaborating Centre for Mental Health (NCCMH). The NCCMH is a collaboration
14 of the professional organisations involved in the field of mental health, national
15 service user and carer organisations, a number of academic institutions and NICE.
16 The NCCMH is funded by NICE and is led by a partnership between the Royal
17 College of Psychiatrists and the British Psychological Society's Centre for Outcomes
18 Research and Effectiveness, based at University College London.

19
20 The GDG was convened by the NCCMH and supported by funding from NICE. The
21 GDG included people with mental health problems who have personally
22 experienced management of violence or aggression, carers, and professionals from
23 psychiatry, clinical psychology, general practice, nursing, forensic mental health,
24 psychiatric pharmacy, the police force, social care and the private and voluntary
25 sectors.

26
27 Staff from the NCCMH provided leadership and support throughout the process of
28 guideline development, undertaking systematic searches, information retrieval,
29 appraisal and systematic review of the evidence. Members of the GDG received
30 training in the process of guideline development from NCCMH staff, and the service
31 users and carers received training and support from the NICE Public Involvement
32 Programme. The NICE Guidelines Technical Adviser provided advice and assistance
33 regarding aspects of the guideline development process.

34
35 All GDG members made formal declarations of interest at the outset, which were
36 updated at every GDG meeting. The GDG met a total of 13 times throughout the
37 process of guideline development. The GDG was supported by the NCCMH
38 technical team, with additional expert advice from special advisers where needed.
39 The group oversaw the production and synthesis of research evidence before
40 presentation. All statements and recommendations in this guideline have been
41 generated and agreed by the whole GDG.

1 **1.2.2 For whom is this guideline intended?**

2 This guideline will be relevant for adults, children and young people who have a
3 mental health problems and who are violent or aggressive within health, mental
4 health and community settings. The guideline covers the care provided by primary,
5 community, secondary, tertiary and other healthcare professionals who have direct
6 contact with, and make decisions concerning the care of adults, children and young
7 people who are violent or aggressive.

8
9 The guideline will also be relevant to the work, but will not cover the practice, of
10 those in:

- 11
- 12 • occupational health services
- 13 • social services
- 14 • the independent sector.

15 **1.2.3 Specific aims of this guideline**

16 The guideline makes recommendations for the management of violence and
17 aggression. It aims to:

- 18
- 19 • improve access and engagement with treatment and services for people with
20 a mental health problem who are violent or aggressive
- 21 • evaluate the role of specific psychological, psychosocial and pharmacological
22 interventions in the treatment of violence and aggression
- 23 • evaluate the role of psychological and psychosocial interventions in
24 combination with pharmacological interventions in the treatment of violence
25 and aggression
- 26 • evaluate the role of specific service-level interventions for people with mental
27 health problems who are violent or aggressive
- 28 • integrate the above to provide best-practice advice on the care of individuals
29 throughout the course of their treatment
- 30 • promote the implementation of best clinical practice through the development
31 of recommendations tailored to the requirements of the NHS in England and
32 Wales.

33 **1.2.4 The structure of this guideline**

34 The guideline is divided into chapters, each covering a set of related topics. The first
35 three chapters provide a general introduction to guidelines, an introduction to the
36 topic of violence and aggression and to the methods used to develop them. Chapter
37 4 to Chapter 6 provide the evidence that underpins the recommendations about the
38 short-term management of violence and aggression in people with mental health
39 problems. Chapter 7 provides the evidence regarding special considerations for
40 children and young people.

41
42 Each evidence chapter begins with a general introduction to the topic that sets the
43 recommendations in context. This is followed by information about the review

1 protocols for the reviews conducted for the topic of each chapter. This is followed by
2 subsections for each topic/setting. Within subsections, there is an introduction,
3 information about studies considered for the review, and the clinical and health
4 economic evidence presented to the GDG. Each chapter ends with a section linking
5 the evidence to the recommendations, and a section for the relevant
6 recommendations. Full details about the included studies can be found in Appendix
7 12 and Appendix 13. Where meta-analyses were conducted, the data are presented
8 using forest plots in Appendices 15a and 15b. Related GRADE tables can be found in
9 Appendix 14. Health economic evidence tables and GRADE profiles are presented in
10 Appendix 18 and Appendix 19 respectively.

11
12 In the event that amendments or minor updates need to be made to the guideline,
13 please check the NCCMH website (nccmh.org.uk) where these will be listed and a
14 corrected PDF file available to download.

2 INTRODUCTION

2.1 THE NEED FOR A VIOLENCE AND AGGRESSION GUIDELINE

The need for a guideline focused on the short-term management of violence and aggression in mental health, health and community settings arises because violence and aggression are relatively common and have serious consequences in such settings (Bourn et al., 2003; Flood et al., 2008) and their prevention and management are complex tasks, because their manifestation will depend on a mix of intrinsic and extrinsic factors as well as the setting and context in which it occurs.

The intrinsic factors are a combination of personality characteristics, current intense mental distress, and problems in dealing with anger. The extrinsic factors are more varied, including the physical and social settings where violence and aggression occur, the attitudes of those who are violent and aggressive, characteristics of the victims, the experience and training of health and social professionals and the perceived risk of danger to others. Understanding how such variable contextual factors interact with historical behaviour in the aetiology of violence and aggression is important in informing evidence-based approaches to the prevention of violence and aggression that would otherwise emerge and also in the management of violence and aggression that has already occurred or is still in progress (Dack et al., 2013). In preparing this guideline, the guideline development group was also aware of a number of preconceptions regarding the perceived relative and absolute dangerousness of certain groups of service users, particularly those with severe mental illness, such as psychotic disorders (Walsh et al., 2002). It is therefore particularly important to distinguish from the outset between the 'problem' of violence and aggression, and the care of those often distressed individuals who may exhibit violent or aggressive behaviour.

In the NHS there are currently several general policies that are difficult to integrate because of variability in the contexts within which violence and aggression may emerge. While the management of violence and aggression is a core component of criminal justice systems, it has not generally been at the heart of systems for health and social care, which have instead tended to emphasise 'zero tolerance' approaches (Bourn et al., 2003). This approach is anomalous because the impact of violence and aggression in mental health, health and community settings is significant and diverse, adversely affecting the health and safety of service users, carers and staff (NICE, 2005). Critically, the management of violence and aggression may itself be hazardous to those exhibiting violent or aggressive behaviour and accentuate risks to their health and safety (Nissen et al., 2013).

The consequences of violence and aggression in mental health, health and community settings are not confined to the immediate environment but have an impact on the wider health and social care economy (for example, costs of secure care for service users), and the economy in general (for example, sickness absence for

1 staff; Flood et al., 2008). Incidences of violence and aggression may also affect the
2 perception by staff of services and service users in a manner that has a strong
3 negative impact on the overall experience of care (De Benedictis et al., 2011).

4
5 If imminent violence is anticipated its overt manifestations maybe avoided and non-
6 restrictive interventions suffice. But complete avoidance of violence is impossible
7 and so a graded set of preferably evidence-based interventions is needed to prevent
8 minor violence from escalating into major violence. For recommendations about
9 interventions, NICE guidelines rely primarily on the results of randomised
10 controlled trials (RCTs) in providing the underpinning evidence. However, because
11 of the risks associated with severe violence it is often not possible to carry out RCTs,
12 and although there have been significant developments in this field since the
13 previous guideline was published in 2005, it is likely that many recommendations
14 will be based on expert opinion of the GDG.

15 **2.2 DEFINITIONS OF VIOLENCE AND AGGRESSION**

16 There have been almost as many definitions of violence and aggression as authors
17 who have written on the subject. Definitions of violence and aggression usually
18 include some combination of the following elements: an expression of energy which
19 may be goal directed; an immoral, repulsive and inappropriate behaviour; the
20 intention to harm, damage or hurt another person physically or psychologically; the
21 intention to dominate others; the experience and expression of anger; defensive and
22 protective behaviour; verbal abuse, derogatory talk, threats or nonverbal gestures
23 expressing the same; the instrumental use of such threats to acquire some desired
24 goal; damage to objects or the environment from vandalism through to smashing of
25 windows, furniture and so on; attempting to or successfully physically injuring or
26 killing another person with or without the use of weapons, or forcing another to
27 capitulate to or acquiesce in undesirable actions or situations through the use of
28 force; and inappropriate, unwanted or rejected sexual display or contact.

29
30 So great are the number of definitions in circulation that they have been combined
31 into a rating scale to measure the Perception of Aggression (Jansen et al 1997) as held
32 by different people. Factor analysis of this scale, based on 32 definitions of
33 aggression, shows that the concept comprises two fundamental elements, a positive
34 perception emphasising healthy, normal protective aggression, and a negative
35 perception of aggression as undesirable and dysfunctional.

36
37 Another way to approach the definition is to inspect the contents of the most well-
38 used research instruments and scales that have been used to measure these
39 behaviours. The Overt Aggression Scale (OAS) (Yudofsky et al., 1986) and its
40 derivatives (Sorgi et al., 1991) are used to record aggressive incidents and include:
41 verbal aggression ranging from angry loud shouts and noises through to clear
42 threats; physical aggression against objects ranging from door slamming and making
43 a mess through to fire setting and throwing objects dangerously; and physical
44 aggression against other people from threatening gestures through to attacking
45 another person causing severe physical injury. Perhaps more controversially the

1 OAS and many other such scales include self-harm and suicide attempts as
2 aggressive behaviours against the self. The Social Dysfunction and Aggression Scale
3 (Wistedt et al., 1990) is used to assess the total level of aggression retrospectively,
4 and while including verbal aggression, aggression towards objects and others, it also
5 incorporates irritability, lack of cooperation, discontentment, provocative behaviour,
6 and self-harm. Because there is a separate guideline on self-harm, this is excluded
7 from the definition of violence and aggression used in this guideline.

8
9 For the purposes of this guideline, violence and aggression refer to a range of
10 behaviours or actions that can result in harm, hurt or injury to another person,
11 regardless of whether the violence or aggression is behaviourally or verbally
12 expressed, physical harm is sustained or the intention is clear.

14 **2.3 INCIDENCE AND PREVALENCE OF VIOLENCE AND** 15 **AGGRESSION IN DIFFERENT SETTINGS**

16 Violence and aggression present a serious problem within the NHS to both service
17 users and staff. Exposure to aggression in the healthcare workplace is reportedly
18 common, constituting 25% of all workplace violence (Di Martino, 2003; Iennaco et al.,
19 2013).

20
21 More than 60,000 physical assaults were annually reported against NHS staff across
22 the UK (NHS Protect, 2013), with the absolute rate steadily increasing since 2011-
23 2012 (59,744) and 2010-2011 (57,830). Of these assaults, 43,699 were in mental health
24 or learning disability settings; 1,628 involved primary care staff and 16,475 were
25 targeted at acute hospital staff. More than 25% occurred in hospitals managed by
26 acute trusts, including emergency departments (NHS Protect 2013).

27
28 While some figures are collected and national audits conducted across different
29 settings, the main focus has tended to be upon inpatient mental health settings and
30 emergency departments. Information from primary care settings, for example, is
31 relatively scarce; one review found only 14 of 113 studies referred to violence in
32 community settings.

33
34 In terms of inpatient literature, one review (Bowers et al., 2011b) of 424 international
35 studies reported that the overall incidence of violence by service users in inpatient
36 psychiatric hospitals was 32.4%. Violent incidents across forensic settings were
37 found to be consistently higher. The review team concluded that forensic inpatients
38 were responsible for a higher proportion of violent incidents; but given that acute
39 wards admit a far higher number of people over time, on balance the risk of violence
40 is actually greater in acute environments.

41
42 With regard to forensic settings, 2,137 incidents involving 56.4% of service users
43 were reported by a recent survey of a large independent secure care facility. This
44 rate was greater in medium- as opposed to low-secure services (Dickens et al., 2013).
45 In a high-secure setting, Uppal and McMurrin (2009) reported 3,565 violent

1 incidents over a 16-month period in just under 400 service users. In both surveys,
2 staff and service users were equally as likely to be the victim of these assaults.

3
4 Emergency department staff were also reported to have a high exposure to
5 aggression, particularly verbal aggression (Gates et al., 2006; Winstanley &
6 Whittington, 2004). In long-term and older people's settings the figures for
7 aggression were also found to be higher than general medical and surgical wards
8 (Chapman et al., 2009).

9
10 Stathopoulou (2007) suggests that workplace violence affects every country and
11 every healthcare setting. According to international data, nearly 4% of the total
12 employee population has reported that they have experienced physical violence. The
13 possibility of nurses being exposed to violence is three times higher than that of any
14 other professional group (International Labor Office, 2002). This was reflected in a
15 National Audit of Violence in the UK, which reported that 44% of clinical staff
16 overall and 72% of nursing staff had been, or experienced feeling, unsafe at work
17 (Royal College of Psychiatrists, 2007). The rates of psychiatrists being or feeling
18 unsafe are reportedly lower than for nurses (Bowers et al., 2011c).

19
20 In light of these figures it is important to identify the causative factors that may
21 contribute to these including care failures. This guideline aims to reduce such figures
22 by suggesting best practice and preventative measures.

23 **2.4 THE RELATIONSHIP BETWEEN MENTAL HEALTH** 24 **PROBLEMS AND VIOLENCE AND AGGRESSION**

25 Despite public perception that mental health problems, in particular severe mental
26 illness (such as bipolar disorder and schizophrenia), and violence are associated (see
27 Section 2.5), the research evidence to support such a relationship is mixed and most
28 people with a mental health problem are never violent, and are more likely to be
29 victims of crime than perpetrators (Pettit et al., 2003). However, a small proportion
30 are and consensus has emerged among researchers that there is a consistent, albeit
31 modest, positive association between mental health problems and violence. The
32 extent to which mental health problems contribute to violent behaviour and the
33 relative importance of psychiatric morbidity compared with other risk factors and
34 service-related failings remain areas of controversial ongoing research.

35
36 In order to address the question as to whether there is a link between mental health
37 problems and violence, different research designs have been employed, including
38 cross-sectional studies investigating the prevalence of violence in those with mental
39 health problems and, conversely, rates of mental health problems in those who have
40 committed acts of violence, for example, offenders. While such studies have
41 described a link between mental health problems and violence (Shaw et al., 2006),
42 they are prone to selection bias as they tend to sample individuals detained in
43 criminal justice or psychiatric settings. Some studies have been flawed by their lack
44 of attention to potential confounding factors, such as psychosocial factors,
45 comorbidity, substance misuse and so on. Prospective epidemiological studies of

1 community samples following individuals for extended periods of time to identify
2 those who will become violent and/or develop a mental health problem avoid some
3 of these issues. However, other challenges in the interpretation of findings remain,
4 for example the use of different methods to assess rates of violence, such as self-
5 report, official criminal records and so on, each posing risks of misrepresenting the
6 true prevalence of violence.

7
8 Until the 1980s there was a general view that mental health problems and violence
9 were unrelated, that is that those with a mental health problem are no more likely to
10 be violent than healthy individuals, and that the criminogenic factors relevant to
11 violence risk are the same in people with a mental health problem as in healthy
12 individuals (Häfner & Böker, 1973). Several large-scale studies in the 1980s and 1990s
13 have resulted in a reappraisal and modification of this view.

14
15 The Epidemiological Catchment Area (ECA) study (Swanson, 1994) comprised a
16 community sample of over 17,000 participants in five large US cities though only
17 about 7,000 subjects contributed to the data on violence. Individuals were asked to
18 report any acts of violence they had committed within the previous year and in their
19 lifetime. The study found a lifetime prevalence of violence in the non-psychiatric
20 population of 7.3%. In those with schizophrenia or major affective disorders this rate
21 was more than doubled at 16.1% but in those with substance-use disorders it rose
22 further to 35% and those with a substance-use disorder and comorbid mental health
23 problem had a lifetime prevalence of violence of 43.6%. Several early Scandinavian
24 birth cohort studies (Hodgins, 1992) have identified a higher likelihood of having
25 committed a violent crime in those with severe mental illness compared with those
26 with no such diagnosis. A recent longitudinal Swedish study linking national
27 registers of hospital admissions and criminal convictions over 33 years found that
28 individuals with schizophrenia and bipolar disorder were more likely to commit
29 violent acts than matched controls. In the period 1973–2006, 8.5% of individuals with
30 schizophrenia without a substance-use disorder and 5.1% of the matched control
31 group were convicted of at least one violent crime; for bipolar disorder these figures
32 were 4.9% and 3.4% respectively. However, those with dual diagnoses showed rates
33 of 27.6% and 21.3% of violent offending for people with schizophrenia and bipolar
34 disorder, respectively.

35
36 One of the most influential studies to disentangle some of the complex relationships
37 between mental health problems and other risk factors for violence, in particular
38 substance misuse, has been the MacArthur Violence Risk Assessment Study
39 (Steadman et al., 1998). This follow-up study of over 1000 people discharged from
40 psychiatric care used self-report triangulated with information from carers and
41 criminal records to assess violence rates. The study found no significant difference
42 between the prevalence of violence in patients and others living in the same
43 neighbourhood when only taking those with no substance misuse into account.
44 Substance misuse raised the rates of violence in people with mental health problems
45 as well as healthy individuals but disproportionately so in the patient group.
46 Elbogen and Johnson (2009) also argued that a mental health problem on its own

1 does not increase violence risk. They evaluated data on about 35,000 individuals
2 who were part of the US National Epidemiological Survey on Alcohol and Related
3 Conditions. Participants were interviewed in two waves in 2001-2003 and 2004-2005
4 to identify factors that predicted violence in the time between interviews. The
5 researchers found that the incidence of violence was slightly higher in those with a
6 mental health problem but significant only in those with a comorbid substance-use
7 disorder. The researchers concluded that historical, dispositional and contextual
8 factors were more important in determining the risk of future violence than a mental
9 health problem. However, a later re-analysis of these data (Van Dorn et al., 2012),
10 using different statistical methods and diagnostic categories found that those with
11 severe mental illness were significantly more likely to be violent than those with no
12 illness, regardless of substance misuse.

13
14 More recently a number of meta-analyses have been conducted in an attempt to
15 systematically re-assess the evidence and explore the reasons for variations in
16 findings (Douglas et al., 2009; Fazel et al., 2009; Fazel et al., 2010). These studies,
17 drawing on a large number of primary studies (20 and 204 for schizophrenia, nine
18 for bipolar disorder), concluded that schizophrenia, other psychoses and bipolar
19 disorder are associated with violence. However, large variations were identified
20 with odds ratios between 1 and 7 for schizophrenia in males and between 4 and 27
21 for females. For bipolar disorder, odds ratio estimates ranged from 2 to 9. However,
22 for both disorders a comorbid substance-use disorder increased odds ratios up to
23 three-fold. For bipolar disorder the significant relationship with violence
24 disappeared when controlling for substance misuse. For schizophrenia the
25 relationship weakened but remained, although in those with a history of substance
26 misuse, schizophrenia did not contribute any additional risk compared with
27 substance misuse alone.

28
29 Determining which symptoms of mental health problems drive the increased risk of
30 violence requires further exploration. In the early 1990s researchers first identified a
31 set of symptoms, called threat/control-override (TCO) symptoms, which seemed to
32 be linked to this risk (Link & Stueve, 1994). TCO symptoms are delusional symptoms
33 that cause the person to feel severely threatened and believe that external forces
34 override their self-control. Further studies of the relationship between TCO
35 symptoms and violence revealed conflicted findings with some but not all studies
36 confirming a relationship. In an attempt to disentangle this issue further, Stompe et
37 al. (2006) examined a sample of 119 offenders with schizophrenia found to be not
38 guilty by reason of insanity and a matched sample of non-offending service users
39 with schizophrenia (n = 105). While they found no significant difference in the
40 prevalence of TCO symptoms between the two groups overall, when only taking
41 into account severe violence, TCO symptoms were associated with this form of
42 violence. It seems therefore that the relationship between TCO symptoms and
43 violence is not a straightforward one and more research is needed to explore this
44 concept further. In the meantime clinicians would be well advised to conduct a
45 comprehensive mental state examination as part of their risk assessment, including
46 TCO symptoms.

1
2
3
4
5
6
7
8
9
10
11
12
13
14
15
16
17
18
19
20
21
22
23
24
25
26
27
28
29
30
31
32
33
34
35
36
37
38
39
40
41
42
43
44

In summary, a mental health problem on its own appears to be only a modest predictive factor for violence while other factors, most significantly substance misuse, are more relevant in predicting risk. Because of the low base rates of mental health problems, its actual contribution to violence in the general population is small and the vast majority of violence is carried out by those without a mental health problem.

2.5 SOCIAL ATTITUDES TOWARDS VIOLENCE AND AGGRESSION

There has long been an association in the mind of the public between mental health problems and violence (Monahan, 1992), often bound up with moral and judgmental attitudes, whereby people who have a mental health problem are viewed as being irrational, unpredictable and dangerous and presenting with an increased risk of violence (Blumenthal & Lavender, 2000; Butler & Drakeford, 2003; Petch, 2001).

While there may be certain characteristics of some people with a mental health problem that may increase the risk of violence or indeed self-harm, as Section 2.4 has outlined the association between mental health problems and violent or aggressive behaviour is not established. One key issue for the public debate is whether violence generated by people with a mental health problem is increasing or not. The *Avoidable Deaths* report from the National Confidential inquiry in 2006, for example, having examined 249 cases of homicide by current or recent service users, found no evidence of an increase in homicides perpetrated by people with a mental health problem over previous periods (University of Manchester, 2014).

However, a perceived association between mental health problems and violence is nevertheless often reinforced by images in the media and other cultural representations. As an example, in September 2013 the Asda supermarket chain advertised a 'Mental patient' Halloween outfit which had an image of a person in a bloodied suit with a meat cleaver covered with blood. Negative media attention caused Asda to withdraw this item. In commenting on this story, Sue Baker of Time for Change on Radio 4's Today Programme on 26 September 2013 stated that many people with mental health problems feel the stigma they experience is as bad, if not worse, than the mental health problem itself, with public attitudes being experienced by some service users as lacking appreciation of their condition, and the effects of it.

The key point from this example is how such an image could have been brought to mind by those creating and marketing such products in the first place. While there are a number of theories about this, 'labelling' and the 'availability heuristic' (the process whereby people assess the frequency or probability of an event by the ease with which instances or occurrences can be brought to mind (Tversky & Kahneman, 1974)) are two mechanisms that can influence negative attitudes and responses towards people with a mental health problem.

1 Labelling theory in sociology proposes that labelling occurs when certain members
2 of society interpret certain behaviours as deviant and then attach this label to
3 individuals (Becker, 1963) as a means to identify and control such behaviour.
4 Labelling theory examines who applies what label to whom, why, and what the
5 effects are. The consequences of someone being labelled as having a propensity to
6 violence just because they have a mental health problem can be negative and far-
7 reaching. Labelling results in people having fears engendered by their attributions
8 towards a person, leading them to jump to the conclusion that the person is highly
9 likely to be violent, with no other knowledge of them other than the diagnosis. This
10 in turn will affect their attitudes to, and communications with, people with mental
11 health problems.

12
13 Another possible explanation for the negative attitudes towards those with a mental
14 health problem is the 'availability heuristic' (Middleton et al., 1999). This affects our
15 attributions towards a particular idea or group of people; in this case, reporting in
16 the media that draws attention to violence and murders carried out by people with
17 mental health problems, often in a gory and sensationalist way, results in the
18 attribution of violent behaviour to those with a mental health problem. This
19 discourse was played out in the case of Philip Simelane, who murdered a 16 year old
20 female stranger on a bus. The headline in the *Daily Mail* on the 3 October 2013 was:
21 "*Why was schizophrenic who stabbed this girl to death on a bus not having treatment?*" The
22 focus, as here, tends to be on the fact that the person had a mental health problem,
23 implying the murder occurred *because* of the person's mental health problem; other
24 factors that might have been considered if the person had committed the same
25 offence without having a mental health problem do not appear relevant. The more
26 dramatic and easy to visualise the reported event, the more likely it will be
27 contained within such a heuristic, with menacing photographs of 'perpetrators' and
28 'horror stories' of what they have done. Because of this, for many people, the first
29 thing that often comes to mind about those with a mental health problem is that they
30 are highly likely to be violent. There is much less reporting of other aspects of having
31 a mental health problem, or of people with a mental health problem being more
32 likely to be a victim of violence than a perpetrator, as found by one large-scale study
33 in the USA (Choe et al., 2008).

34
35 What is necessary instead is for the reality of the risks to be recognised and taken
36 into account by both the public and professionals in a considered and fair manner,
37 for the sake of all involved.

39 **2.6 PERSONAL CONSEQUENCES OF VIOLENCE AND** 40 **AGGRESSION FOR THE INDIVIDUAL AND FOR** 41 **OTHERS**

42 The under-reporting of violence and aggression (Gates et al., 2006; Holmes et al.,
43 2012; National Institute for Social Work, 1999) and the varied effects it may have on
44 those subjected to violence and aggression limits our understanding of the

1 consequences for the individual. Research into the effects of violence at the
2 individual level has largely been focused on staff. While this is not surprising
3 (because, by and large, staff have conducted the research and published the
4 findings), other areas are less well covered. Other consequences of violence are only
5 spelt out obliquely by research, resulting in limited understanding of the
6 consequences for the individual who is prone to behaving in a violent manner.

7
8 The earliest work concerning the effects on staff and others of violence from people
9 with mental health problems was produced by the Department of Health and Social
10 Security (1976) and the Confederation of Health Service Employees (COHSE)
11 (Confederation of Health Service Employees, 1977). The issues raised were in
12 relation to physical violence in inpatient psychiatric units, and the concerns of
13 COHSE were about how their members needed greater recognition for, and
14 protection from, such violence. In social care work in the community, the effects of
15 violence to staff came later in the 1980s (Brown et al., 1986).

16
17 Holmes et al. (2012) concluded that the consequences of workplace violence for
18 individuals were far-reaching and included absenteeism related to illness, injury
19 and disability, staff turnover, decreased productivity, decreased satisfaction at work,
20 and decreased staff commitment to work.

21
22 Physical injury as a result of assault by a service user can be serious including
23 injuries such as head, back, facial and eye injuries, broken bones, sprains, cuts,
24 grazes and scratches. A review of multiple previous research studies estimated that
25 26% of violent incidents resulted in mild, 11% in moderate and 6% in serious injuries
26 (Bowers et al., 2011b). A similar review of the psychological impact of violence
27 found by previous research reported that the three most common responses to injury
28 were anger, fear and guilt (self-blame and shame) (Needham et al., 2005). The fear
29 can generalise into avoidance of the service user who has been violent or aggressive
30 (Needham et al., 2005), or all service users, and some victims report persistent
31 ruminations and intrusive thoughts about the incident, with symptoms severe
32 enough to be classified as post-traumatic stress disorder.

33 *Staff in the hospital*

34 On any psychiatric ward a proportion of the staff time is taken up with protecting
35 service users from each other via the identification and protection of the vulnerable,
36 general supervision of the environment, and rapid response to any noise or cry for
37 help, among other strategies. In addition, service users may also become involved in
38 trying to defuse and deal with violence and aggression between service users, and
39 between service users and staff. A proportion of the injuries that occur in staff
40 happen during the breaking up of fights between service users, for example, but staff
41 may also be assaulted unpredictably as service users respond to the symptoms they
42 experience, or as a consequence of confrontations about leaving the ward, medical
43 treatment or other issues (Nicholls et al., 2009). Staff also have to physically
44 intervene to stop service users injuring themselves or trying to leave the ward,
45 sometimes eliciting an aggressive response. Most assaults and aggression against

1 staff – and by service users on other service users – are thankfully minor, but they
2 can occasionally be severe. Every year several hundred injuries on staff are officially
3 reported to the Health and Safety Executive by psychiatric hospitals as resulting in
4 periods of sickness lasting 5 or more days. As a consequence of physical and/or
5 psychological injuries, staff may leave psychiatry to work elsewhere. Verbal
6 aggression to staff is extremely common and takes the form of abuse, shouting,
7 threats, racism and generalised anger (Stewart & Bowers, 2013). Verbal aggression
8 can have a profound psychological impact (Stone et al., 2010), affect performance
9 and functioning (Uzun, 2003) and is the particular form of aggression that is
10 associated with low staff morale (Bowers et al., 2009; Sprigg et al., 2007).

11 *Staff in the community*

12 Violence and aggression to staff in the community is less well documented and
13 reported. While rates are lower amongst NHS community teams than those
14 experienced by staff in hospital, the consequences are the same when assaults do
15 occur. In England, since the early 1980s, nine social work and social care staff have
16 died as a result of violence from service users. The majority of those killed worked in
17 mental health or child protection. Rates of assault experienced by staff working in
18 supported accommodation run by a range of charities and private companies are
19 unknown.

20 *Personal consequences*

21 Violent behaviour associated with a mental health problem is a criterion for
22 admission to hospital, compulsory admission under the Mental Health Act 1983,
23 transfer or admission into more secure settings such as psychiatric intensive care or
24 forensic services, and the use of severe containment methods such as manual
25 restraint, rapid tranquillisation and seclusion. All things being equal, the violent
26 service user will therefore experience more frequent admissions, more compulsory
27 admissions, to greater security settings, for longer lengths of stay, with more
28 restrictions on their liberty, greater coercion and higher doses of medication. As
29 violent behaviour is a criterion for exclusion from shared accommodation and social
30 activities, the service user who is violent is likely to experience more accommodation
31 instability and change, reduced social networks, social support and be more isolated.
32 Violent service users may have impaired access to mental health services in the
33 community, and for safety reasons home visits may be avoided and all appointments
34 offered at clinics where the backup of other staff is available. Violent behaviour is
35 therefore problematic for the person concerned and may have a negative impact on
36 their quality of life.

37 *Relatives, carers and social networks*

38 Where the risk of violence does exist, it is family members, carers and those in close
39 contact with the individual concerned who are most likely to be injured. Major
40 injuries and deaths are rare, but the number of minor assaults is unknown as they
41 may never be reported to the police or to anyone else. Living with a potentially
42 violent person can lead to the family member or carer becoming severely stressed or
43 developing a mental health problem. Alternatively, if the person concerned is living

1 independently, relatives may withdraw, cease support or stop visiting if they are
2 regularly faced with abusive and aggressive behaviour.

3 *Other service users*

4 People who share a ward with a potentially violent service user are also at risk of
5 physical and psychological harm. Most aggression is directed at staff that are in
6 positions of power, control access to desirable resources, discharge from the ward
7 and who may impose unwanted treatment. However, living in close proximity with
8 others whose violence is unpredictable coupled with the service user's own
9 psychiatric symptoms does place them at risk. Very occasionally that risk is severe
10 and deaths have been reported. Minor assaults and injuries are regrettably more
11 common, and approximately 20% of violent incidents on psychiatric wards are
12 between service users (Daffern et al., 2006; Foster et al., 2007). The research literature
13 tends to focus on consequences for staff in terms of physical injury and
14 psychological distress, with service user outcomes seldom mentioned or studied.
15 However, the consequences of an assault on people who already have a mental
16 health problem may be considered to be negative, possibly hindering their recovery.
17 It is known that inpatients are at times fearful and frightened of each other, leading
18 to a range of avoidant behaviours to steer clear of other service users considered to
19 have violent propensities (Quirk et al., 2004). Bullying between service users has also
20 been reported (Ireland, 2006) as has sexual aggression. The move to single sex wards
21 in UK psychiatry in recent years has been largely in response to a desire to protect
22 female service users from unwanted or aggressive sexual advances from male
23 service users (Department of Health, 2003). The consequences of unwanted sexual
24 advances, harassment, bullying or assault are considered to impede the treatment
25 and recovery of those service users subjected to it, besides being extremely
26 unpleasant in its own right.

27 *Societal*

28 Violent behaviour by people with a mental health problem is rare and only carried
29 out by a small minority. However, it looms large in the public estimation
30 (Thornicroft et al., 2007), adding to the stigma, fear and exclusion faced by this
31 population. As such the impact of violent behaviours is far bigger than the actual
32 scope of the problem, as it corrodes trust between people and makes it more difficult
33 for the mentally ill to reveal their situation and to seek or obtain social support from
34 others.

35 *Dealing with the consequences*

36 From the above discussion, it can be seen that violence and aggression have
37 consequences for staff, service users, and their families, carers and significant others,
38 and the relationships between these people.

39
40 The consequences of violence and aggression cannot be dealt with unless incidents
41 are reported, and those reporting them feel they will benefit from so reporting. Staff
42 working in health and social care may not report incidents because they believe that

1 they will not be dealt with sympathetically and are worried that they will be viewed
2 negatively by colleagues and managers (Holmes et al., 2012).

3
4 Harris and Leather (2011) found in their research with social work and social care
5 staff that as exposure to service user violence increased, so did reporting of stress
6 symptoms, and reduction in job satisfaction. Harris and Leather also found that fear
7 or feeling vulnerable was an important consequence of exposure to violence and
8 aggression; the same consequences of fear and feeling vulnerable can also occur in
9 service users.

10
11 Ilkiw-Lavalle and Grenyer (2003), in a study on differences between service user and
12 staff perceptions of aggression in mental health units, found that staff often
13 perceived service users' illness as the cause of aggression, while service users
14 perceived illness, interpersonal and environmental factors as having equal
15 responsibility for their aggression. Such attributions from staff are important in how
16 they will respond to incidents, and this will therefore affect their need for support
17 post incident in order for them to deal effectively and fairly with the consequences
18 for themselves, service users, staff, and others.

19
20 Shapland et al. (1985) found that there were special considerations for victims of
21 violence at work. Where staff could depend on supportive work colleagues and
22 managers, and were employed by an organization which proactively offered
23 support, staff were more able to overcome the negative effects of violence at work.

24
25 The need for support will depend upon several factors:

- 26
- 27 • The nature of the emotional and/or physical effects on the individual victim
 - 28 • The effects on professional and/or personal life for the individual victim (see
29 Holmes et al, 2012)
 - 30 • How the victim's views about the nature and causes of the violence might
31 affect their approaches to that service users, and possibly other service users
 - 32 • The individuals' experiences of support in dealing with the consequences
 - 33 • Service users also have a need for agencies and staff groups to recognise that
34 they too are affected, and take measures to make them be, and feel safe
35 (Holmes et al, 2012).

36 **2.7 THE CURRENT MANAGEMENT OF VIOLENCE AND** 37 **AGGRESSION IN THE NHS**

38 Given the risks posed by violent behaviour in mental health, health and community
39 settings, all trusts have policies for its prevention and management. These policies
40 can be wide ranging, and are often directed at other primary goals, but also have
41 secondary beneficial impacts on reduction of violent incident rates, reductions in
42 their severity when they do occur, and amelioration of their outcomes. For example,
43 prompt and effective psychiatric treatment resolves acute symptoms, and as
44 symptoms can be linked to violent behaviour, this constitutes one route via which

1 incidents are reduced. Within forensic settings specific psychotherapies may be
2 available to help people reduce their own capacity to act in a violent way. Buildings
3 and wards are sometimes designed with the possibility of violent behaviour in mind.
4 So, in many areas, and especially in forensic or psychiatric intensive care settings,
5 buildings are made out of stronger materials, doors and furniture may be more
6 robustly constructed, windows are fitted with stronger or safety glass, living areas
7 are designed to maximise observation and supervision so that violent incidents are
8 quickly identified and responded to. Service users are searched for weapons on
9 admission to hospital, and a number of items that could be used as weapons are
10 banned from being brought onto the wards. As an aid to observation CCTV may be
11 fitted in public areas, and a variety of alarm systems may be fitted, from wall
12 mounted buttons to personal alarms for staff that quickly identify where an incident
13 is taking place. These measures are accompanied by policies dictating their use and
14 procedures as to who responds and takes control. In most psychiatric hospitals, if
15 weapons are involved or the situation is beyond the capacity of staff to manage, the
16 police may be called to manage the situation.

17
18 Within psychiatric hospitals, the main professional group that manages violent
19 incidents (and who are most likely to be victims) are mental health nurses and health
20 care assistants. The basic training of mental health nurses includes instruction on the
21 causes of aggression, good communication skills and non-confrontational practice.
22 During their training, nurses learn how to quickly establish and strengthen good
23 relationships with service users, and these act as a safeguard against violence to
24 staff, or aid in the de-escalation and management of agitated and violent behaviour.
25 De-escalation or defusion refers to talking with an angry or agitated service user in
26 such a way that violence is averted and the person regains a sense of calm and self-
27 control. Most potential occurrences of violence are averted in this way, especially
28 when there is some warning that they are about to occur, such as raised voices and
29 abusive language. Of course some instances of violent attack occur suddenly and
30 apparently 'out of the blue', and these are more difficult to prevent. All NHS
31 psychiatric services provide additional training to their staff, especially those
32 working in inpatient areas, in the prevention and management of violence. Such
33 training typically (but not always): consists of five days with subsequent annual
34 refresher courses; contains instruction on de-escalation, breakaway techniques and
35 manual restraint; and is provided by an in house training team. Where such training
36 is commissioned from external private providers, a plethora of courses exists with
37 different content. In house courses are often linked to private providers via 'train the
38 trainer' schemes. There are no detailed national guidelines on the content of violence
39 management courses or on the specific physical techniques which are taught, and
40 there are no standards, quality control processes or accreditation procedures for the
41 courses concerned, whether provided in house or by external providers.

42
43 If an actively violent service user cannot be verbally calmed and is judged likely to
44 imminently assault another, they will be manually restrained by suitably trained
45 nurses and health care assistants. Such manual restraint is aimed at securely holding
46 the person so that they cannot strike out or hurt others, so that they are not injured

1 themselves, and so that attempts to verbally engage with them can continue. Such
2 holds can be slowly released when the person is emotionally calmed and can
3 negotiate about their behaviour. If a state of calm cannot be immediately achieved,
4 sedating medication may be offered by mouth or given by injection without the
5 person's consent (rapid tranquillisation). If these efforts fail the service user may be
6 secluded in a specially constructed room, although not all hospitals have these.
7 Additionally or alternatively, as the person becomes calmer, they may be asked to
8 stay away from other service users by remaining in their own bedroom or other area
9 (but without the door being locked), or be placed on some form of special psychiatric
10 observation to facilitate early intervention if the violent behaviour seems likely to
11 recur. Further changes to the person's regular medication regime may occur
12 following a violent incident in an effort to prevent recurrence. Debriefing of the staff
13 team and of the service user involved may also occur in an effort to learn from the
14 incident and plan so as to prevent the chance of a repetition. All these procedures are
15 variously guided by a trust's policies and training provision for staff.

16
17 It is important to note that the nature and extent to which violence and aggression is
18 experienced in the NHS varies considerably with the setting. The experience and
19 hence the management of such incidents will differ between community and
20 hospital environments. The interface with non-NHS agencies (such as the police, the
21 courts and social services) has a role to play, and these links are well developed in
22 some settings. Within the NHS hospital setting, there are particular areas which are
23 better developed (by virtue of their philosophy of care, skills mix and clinical
24 experience) to therapeutically manage acute or sustained risk of violence and
25 aggression in the context of mental or physical health problem. These include
26 emergency departments linked to general medical hospitals, psychiatric intensive
27 care units within the acute inpatient mental health care pathway and forensic
28 psychiatric inpatient facilities.

29 **2.8 PREDICTING THE RISK OF VIOLENCE AND** 30 **AGGRESSION AND THE CULTURE OF THE NHS**

31 The prediction of the risk of violence and aggression by service users in mental
32 health, health and community settings is challenging in a number of ways. The key
33 challenges include the lack of definition of what is being predicted, over what time-
34 frame and in which context. Intuitively, the clinical tools required to predict
35 imminent or short-term violence and aggression would be different in some degree
36 to those utilised in the prediction of medium to longer-term violence or aggression.
37 Furthermore, the heterogeneity in clinical populations where violence and
38 aggression is exhibited seriously hinders the reliability and validity of specific
39 clinical tools; there is no broad clinical assessment tool which can be applied in all
40 circumstances where violence and aggression needs to be predicted.

41
42 Clinicians in the healthcare system have a duty to protect service users (both as
43 potential perpetrators of violence and aggression, and as the victims of such acts), to
44 protect healthcare and other professionals (which includes the attending clinician's
45 personal safety) and to protect the wider public. Such duties are explicit in most

1 professional codes of practice and are most apparent in the codes which regulate the
2 practice of medical doctors and nursing staff.

3
4 In this guidance, the prediction of violence and aggression relates to that which is
5 felt to be imminent or occurring in the very short-term, that is within minutes or up
6 to 72 hours. The old truths would still seem to apply in that the fundamentals of
7 predicting the risk of violence and aggression are driven by the best available
8 psychiatric assessment of the person. Assessment should include a psychiatric
9 history, a mental state examination and an assessment of physical health, leading to
10 clinical and risk formulations. Such an assessment will usually be challenging in the
11 acute clinical scenarios which present with violence and aggression, and much of the
12 clinical and risk information may not be readily available at the outset.

13
14 The assessment is an iterative and dynamic process which should lead to responsive
15 changes in the clinical and risk management plan. Particular significance is attached
16 to a past history of violence and aggression, as past behaviour is a guide to future
17 presentation. The impact of mental health problems, physical health problems,
18 personality disorders, substance-use disorders, social impairment and cultural
19 factors, should be considered within the health or social care framework to
20 understand the aetiology of the person's violent or aggressive presentation.

21
22 The approach described in the preceding paragraph is essentially that of
23 Unstructured Clinical Assessment. Although it suffers with low reliability, it is
24 operator dependent and one imagines its reliability and validity is improved by
25 more experienced and skilled clinicians, there is some evidence to support the notion
26 that in the case of predicting inpatient aggression in acutely unwell service users,
27 short-term clinical assessment can be useful (McNiel & Binder, 1991; McNiel &
28 Binder, 1995).

29
30 There are two other types of violence-related risk assessment: Actuarial Risk
31 Assessments and Structured Clinical Judgements.

32
33 Actuarial Risk Assessments use quantifiable predictor variables which are based on
34 empirical research (often derived of an actual patient dataset, which ultimately limits
35 their generalisability); they aim to provide a quantifiable value to the outcome in
36 question. For the purposes of this discussion, the outcome in question would be the
37 probability of violence or aggression occurring in the short-term.

38
39 Structured Clinical Judgements are an amalgam of the clinical assessment approach
40 and the actuarial approach. Risk factors derived from a broad literature review are
41 rated by the assessor using multiple sources of clinical information. Although there
42 is no gold standard currently available, it is likely that the Structured Clinical
43 Judgement approach offers the most appropriate paradigm for the development of a
44 practical, reliable and valid assessment tool to predict violence and aggression in the
45 short-term.

1 A number of violence-related risk assessment tools are currently available and some
2 are in general use in specified clinical settings. In no particular order these include:
3 the Violence Risk Appraisal Guide (VRAG) (Quinsey et al., 2005); Historical Clinical
4 and Risk Management – 20 items (HCR-20) (Douglas et al., 2013); Violence Screening
5 Checklist (VSC) (McNiel & Binder, 1994); Iterative Classification Tree (ICT)
6 (Monahan et al., 2000); Psychopathy Check List – Revised (PCL-R) (Hare, 2003);
7 Overt Aggression Scale (OAS) (Yudofsky et al., 1986); Modified Overt Aggression
8 Scale (MOAS) (Sorgi et al., 1991); Overt Aggression Scale – Modified (OAS-M)
9 (Coccaro et al., 1991); Brøset Violence Checklist (BVC) (Almvik & Woods, 2000);
10 Dynamic Appraisal of Situational Aggression (DASA: Ogloff & Daffern, 2006);
11 Classification of Violence Risk (COVR) (Monahan et al., 2006); Violence Risk – 10
12 items (V-RISK-10) (Roaldset et al., 2011; [http://forensic-
13 psychiatry.no/volence_risk/index.html](http://forensic-psychiatry.no/volence_risk/index.html)); Short-Term Assessment of Risk and
14 Treatability (START) (Nicholls et al., 2006; Webster et al., 2006, 2009); Staff
15 Observation Aggression Rating Scale – Revised (SOAS-R) (Nijman et al., 1999); and
16 the Nurse Observed Illness Intensity Scale (NOIIS) (Bowers et al., 2011).

17
18 Current clinical wisdom is that many of the available risk assessment instruments
19 which predict future violence are broadly similar in their somewhat moderate
20 predictive efficacies (Yang et al., 2010). The risk assessment tools listed above cover a
21 wide variety of clinical settings, and most progress has probably been made in the
22 area of forensic psychiatry. The majority of the risk assessment tools focus on
23 medium to long-term risk. A few have some emerging evidence-base for their
24 applicability to the prediction of violence and aggression in the short-term and in
25 non-forensic settings.

26
27 Any method which is to predict violence and aggression in the healthcare setting
28 needs to look further than just patient-related factors. Patient-related factors are
29 often well covered in clinical assessments and in violence-related risk assessment
30 tools. Other areas requiring consideration include: staff-related factors (staff
31 experience and training, role clarity); service-related factors (staff-patient ratios; the
32 physical fabric of the ward, the philosophy of care and the ‘atmosphere’ of the
33 clinical setting, multidisciplinary and multiagency input); and organisational factors
34 (the culture of the organisation shaping the engagement philosophy between service
35 users and staff). These non-patient-related factors are just a few examples, but they
36 serve to illustrate the multitude of factors which can potentially shape the expression
37 of violence and aggression. In terms of prediction, with its aim to better manage and
38 reduce violence and aggression, these areas are probably of equal relevance to the
39 direct patient-related factors.

40
41 The background literature is equivocal and the prediction of violence and aggression
42 is an area of ongoing debate and research. It continues to be the case that little
43 progress has been made towards adequately explaining the problem of aggression
44 and violence in any healthcare sector (Winstanley & Whittington, 2004). Good
45 clinical teams will make ongoing clinical and risk assessments (with or without the
46 benefit of a violence-related risk assessment tool), and have quite a low threshold

1 when considering a service user to be at high risk of violence or aggression. The low
2 threshold usually leads to the use of clinical measures to prevent or manage the
3 behaviour in the least restrictive and most therapeutic manner possible. Therefore,
4 one could argue that good clinical management should lead to false positive
5 predictions of violence and aggression (Steinert , 2006, pp. 118–119). With this in
6 mind, the very purpose of risk assessment can be brought into question. Is the
7 purpose to predict violence or to intervene to prevent violence? The two outcomes
8 would seem to require different instruments; the latter would be based in more of a
9 formulation approach to identify relevant factors which may incite violence in a
10 particular service user, rather than estimate how likely that person is to be violent in
11 the future. Clinicians may be well advised to consider a formulation-based approach
12 which facilitates the prevention and management of aggression and violence, as
13 opposed to an over-reliance on purely predictive methods.

14 **2.9 THE ECONOMIC COSTS OF VIOLENCE AND** 15 **AGGRESSION TO THE NHS**

16 Due to the complex determinants and broad manifestations of violence and
17 aggression, its full economic impact is difficult to measure and, to date, no formal
18 attempt has been made to quantify this for the UK.

19
20 Violence and aggression in the context of mental health issues is associated with a
21 range of negative consequences, which may be broadly grouped into costs to
22 individuals and costs to the UK health service. Incidents of violence and aggression
23 may result in physical pain, stress, loss of confidence and other psychological
24 problems. These personal costs accrue to the individuals at the centre of the episode,
25 to other staff and fellow service users.

26
27 The wider health and social care system incurs the costs associated with secure care
28 for service users, staff absence, legal services, extra training costs, NHS trust
29 liabilities, compensation, ill-health retirements, staff replacement costs, counselling
30 and a myriad of retention and recruitment issues.

31
32 Combining data from the NHS protect physical assault statistics with health body
33 declarations of staff, NHS protect (NHS Protect, 2009; NHS Protect, 2010; NHS
34 Protect, 2011; NHS Protect, 2012; NHS Protect, 2013) reported that there were an
35 average of 188 assaults per 1000 staff per year in mental health/learning disability
36 trusts. There was a wide variation between the numbers of reported incidents in the
37 different sectors with an average of 36 assaults per 1000 staff reported in the
38 ambulance sector, 19 per 1000 staff reported in the acute sector and 16 per 1000 in the
39 community care sector.

40
41 Furthermore, the same report suggested that incidents of assaults across all sectors
42 may be increasing with 44.4 incidents per 1000 staff in 2008/09 rising to 53 incidents
43 per 1000 in 2012/13. This trend has the opposite direction in mental health and
44 learning disabilities trusts with incidents falling from 193.9 per 1000 to 188 per 1000
45 between the same periods. Apparent trends in this data should be interpreted with

1 caution as changes in populations, service provision health body amalgamations and
2 reporting culture may all affect published figures.

3
4 Another report from the Wales Audit Office (Colman et al., 2005) supports the
5 finding of increased incidents of violence and aggression in mental health services.
6 Between 2003-04, in Wales, most 'generic' incidents of violence took place in mental
7 health settings, with 1,790 such incidents representing 22% of all violent incidents in
8 the country during that period. Incidents of violence and aggression also varied
9 according to service area within mental health services. Adult mental health services
10 were the location of the greatest number of serious incidents reportable under the
11 Reporting of Injuries, Diseases and Dangerous Occurrences Regulations 1995. In
12 addition, some of these Welsh trusts qualitatively reported that violence and
13 aggression had an impact on recruitment and retention in mental health areas.
14 However, they were unable to quantify the number of staff who had left due to
15 violence, nor the cost of replacing them.

16
17 In order to estimate the health care costs associated with incidents of violence, Flood
18 and colleagues (Flood et al., 2008) collected six months of incident data from a
19 sample of 136 acute psychiatric wards in England and combined these with end-of-
20 shift reports from nurses in 15 wards to estimate the resource use per violent event.
21 The cost calculation only accounted for the payment of identified staff and
22 medication costs and as such does not observe fixed costs such as specialised
23 facilities. The outputs of this analysis are estimates for the mean cost of violent
24 incidents for individual psychiatric wards and for England as a whole. According to
25 these authors, the annual cost in England of physical assaults is £5.3 million
26 (2013/2014 prices), of aggression to objects is £3.7 million and of verbal abuse is
27 £11.5 million. The analysis also estimated the costs associated with various
28 containment strategies. In dealing with incidents, the use of general 'as required'
29 medication was estimated to cost £8.6 million annually, with intramuscular
30 medication in particular costing a further £3.9 million. Furthermore, transferring care
31 to psychiatric intensive care services was estimated to cost £1.1 million and seclusion
32 £2.2 million per year. Intermittent observation was estimated to cost £49.3 million
33 and constant special observation £38.5 million per year. Manual restraint was
34 estimated to cost £6.1 million and time out £1.3 million per year.

35
36 In terms of individual psychiatric wards, the work of Flood et al. (2008) estimates
37 that approximately £270,000 of nursing cost per ward per year is associated with the
38 management of violence and aggression. That is, more than one third of the
39 estimated total nursing cost (£736,000) per ward per year is connected with
40 managing violence and aggression.

41
42 Although the currently available estimates of the costs of violence and aggression
43 suggest substantial impact, these estimates remain inherently conservative due to
44 the difficulty of measuring system-wide costs associated with incidents of violence
45 and aggression. That the true costs are likely to be larger still emphasises the need to
46 ensure efficient use of health and social care resources to deal with incidents of

- 1 violence and aggression in a manner that maximises safety, quality and value for
- 2 service users, carers and society in general.

3 METHODS USED TO DEVELOP THIS GUIDELINE

3.1 OVERVIEW

The development of this guideline followed *The Guidelines Manual* (NICE, 2012). A team of health and social care professionals, a police representative, lay representatives and technical experts known as the Guideline Development Group (GDG), with support from the NCCMH staff, undertook the development of a person-centred, evidence-based guideline. There are seven basic steps in the process of developing a guideline:

1. Define the scope, which lays out exactly what will be included (and excluded) in the guidance.
2. Define review questions that cover all areas specified in the scope.
3. Develop a review protocol for each systematic review, specifying the search strategy and method of evidence synthesis for each review question.
4. Synthesise data retrieved, guided by the review protocols.
5. Produce evidence profiles and summaries using the Grading of Recommendations Assessment, Development and Evaluation (GRADE) system.
6. Consider the implications of the research findings for clinical practice and reach consensus decisions on areas where evidence is not found.
7. Answer review questions with evidence-based recommendations for clinical practice.

The clinical practice recommendations made by the GDG are therefore derived from the most up-to-date and robust evidence for the clinical and cost effectiveness of the interventions and services covered in the scope. Where evidence was not found or was inconclusive, the GDG discussed and attempted to reach consensus on what should be recommended, factoring in any relevant issues. In addition, to ensure a service user and carer focus, the concerns of service users and carers regarding health and social care have been highlighted and addressed by recommendations agreed by the whole GDG.

3.2 THE SCOPE

Clinical guideline topics are referred from the Department of Health or the NHS Commissioning Board and the letter of referral defines the remit, which defines the main areas to be covered (see *The Guidelines Manual* [NICE, 2012] for further information). The NCCMH developed a scope for the guideline based on the remit (see Appendix 1). The purpose of the scope is to:

- provide an overview of what the guideline will include and exclude

- 1 • identify the key aspects of care that must be included
- 2 • set the boundaries of the development work and provide a clear framework
- 3 to enable work to stay within the priorities agreed by NICE and the National
- 4 Collaborating Centre, and the remit from the Department of Health/Welsh
- 5 Assembly Government
- 6 • inform the development of the review questions and search strategy
- 7 • inform professionals and the public about expected content of the guideline
- 8 • keep the guideline to a reasonable size to ensure that its development can be
- 9 carried out within the allocated period.

10 An initial draft of the scope was sent to registered stakeholders who had agreed to
11 attend a scoping workshop. The workshop was used to:

- 12
- 13 • obtain feedback on the selected key clinical issues
- 14 • identify which population subgroups should be specified (if any)
- 15 • seek views on the composition of the GDG
- 16 • encourage applications for GDG membership.

17 The draft scope was subject to consultation with registered stakeholders over a 4-
18 week period. During the consultation period, the scope was posted on the NICE
19 website (www.nice.org.uk). Comments were invited from stakeholder organisations
20 The NCCMH and NICE reviewed the scope in light of comments received, and the
21 revised scope was signed off by NICE.

22 **3.3 THE GUIDELINE DEVELOPMENT GROUP**

23 During the scope consultation phase, members of the GDG were appointed by an
24 open recruitment process. GDG membership consisted of: professionals in
25 psychiatry, clinical psychology, nursing, social work, general practice and policing;
26 academic experts in psychiatry and psychology; and service users, carers. The
27 guideline development process was supported by staff from the NCCMH, who
28 undertook the clinical and health economic literature searches, reviewed and
29 presented the evidence to the GDG, managed the process, and contributed to
30 drafting the guideline.

31 **3.3.1 Guideline Development Group meetings**

32 13 GDG meetings were held between 22 March 2013 and 20 January 2015. During
33 each day-long GDG meeting, in a plenary session, review questions and clinical and
34 economic evidence were reviewed and assessed, and recommendations formulated.
35 At each meeting, all GDG members declared any potential conflicts of interest (see
36 Appendix 2), and service user and carer concerns were routinely discussed as a
37 standing agenda item.

38 **3.3.2 Service users and carers**

39 Individuals with direct experience of services gave an integral service-user focus to
40 the GDG and the guideline. The GDG included four service users and carers. They

1 contributed as full GDG members to writing the review questions, providing advice
 2 on outcomes most relevant to service users and carers, helping to ensure that the
 3 evidence addressed their views and preferences, highlighting sensitive issues and
 4 terminology relevant to the guideline, and bringing service user research to the
 5 attention of the GDG. In drafting the guideline, they contributed significantly to
 6 writing the guideline's introduction and identified recommendations from the
 7 service user and carer perspective.

8 **3.3.3 National and international experts**

9 National and international experts in the area under review were identified through
 10 the literature search and through the experience of the GDG members. These experts
 11 were contacted to identify unpublished or soon-to-be published studies, to ensure
 12 that up-to-date evidence was included in the development of the guideline. They
 13 informed the GDG about completed trials at the pre-publication stage, systematic
 14 reviews in the process of being published, studies relating to the cost effectiveness of
 15 treatment and trial data if the GDG could be provided with full access to the
 16 complete trial report. Appendix 4 lists researchers who were contacted.

17 **3.4 REVIEW PROTOCOLS**

18 Review questions drafted during the scoping phase were discussed by the GDG at
 19 the first few meetings and amended as necessary. The review questions were used as
 20 the starting point for developing review protocols for each systematic review
 21 (described in more detail below). Where appropriate, the review questions were
 22 refined once the evidence had been searched and, where necessary, sub-questions
 23 were generated. The final list of review questions can be found in Appendix 5.

24
 25 For questions about interventions, the PICO (Population, Intervention, Comparison
 26 and Outcome) framework was used to structure each question (see Table 1).
 27

Table 1: Features of a well-formulated question on the effectiveness of an intervention - PICO

Population:	Which population of service users are we interested in? How can they be best described? Are there subgroups that need to be considered?
Intervention:	Which intervention, treatment or approach should be used?
Comparison:	What is/are the main alternative/s to compare with the intervention?
Outcome:	What is really important for the service user? Which outcomes should be considered: intermediate or short-term measures; mortality; morbidity and treatment complications; rates of relapse; late morbidity and readmission; return to work, physical and social functioning and other measures such as quality of life; general health status?

28
 29 Questions relating to diagnosis or case identification do not involve an intervention
 30 designed to treat a particular condition, and therefore the PICO framework was not
 31 used. Rather, the questions were designed to pick up key issues specifically relevant

1 to clinical utility, for example their accuracy, reliability, safety and acceptability to
2 the service user.

3
4 In some situations, the prognosis of a particular condition is of fundamental
5 importance, over and above its general significance in relation to specific
6 interventions. Areas where this is particularly likely to occur relate to assessment of
7 risk, for example in terms of behaviour modification or screening and early
8 intervention. In addition, review questions related to issues of service delivery are
9 occasionally specified in the remit from the Department of Health/Welsh Assembly
10 Government. In these cases, appropriate review questions were developed to be
11 clear and concise.

12
13 Where review questions about service user experience were specified in the scope,
14 the SPICE format was used to structure the questions (Table 2).
15

Table 2: Features of a well-formulated question about the experience of care (qualitative evidence) - SPICE

Setting	Where? In what context?
Perspective	For who?
Intervention (phenomenon of interest):	Which intervention/interest should be included?
Comparison:	What?
Evaluation:	How well? What result?
Adapted from Booth (2003).	

16
17
18 For each topic, addressed by one or more review questions, a review protocol was
19 drafted by the technical team using a standardised template (based on PROSPERO¹).
20 After a protocol was finalised by the GDG, registration on the PROSPERO website
21 was performed for those likely to be published in peer-reviewed journals. All
22 protocols are included in Appendix 9.

23
24 To help facilitate the literature review, a note was made of the best study design type
25 to answer each question. There are four main types of review question of relevance
26 to NICE guidelines. These are listed in Table 3. For each type of question, the best
27 primary study design varies, where 'best' is interpreted as 'least likely to give
28 misleading answers to the question'. For questions about the effectiveness of
29 interventions, where RCTs were not available, the review of other types of evidence
30 was pursued only if there was reason to believe that it would help the GDG to
31 formulate a recommendation.

32
33 However, in all cases, a well-conducted systematic review (of the appropriate type of
34 study) is likely to always yield a better answer than a single study.
35

¹ <http://www.crd.york.ac.uk/prospero/>

Table 3: Best study design to answer each type of question

Type of question	Best primary study design
Effectiveness or other impact of an intervention	Randomised controlled trial (RCT); other studies that may be considered in the absence of RCTs are the following: internally/externally controlled before and after trial, interrupted time-series
Accuracy of information (for example, risk factor, test, prediction rule)	Comparing the information against a valid gold standard in an RCT or inception cohort study
Rates (of disease, service user experience, rare side effects)	Prospective cohort, registry, cross-sectional study
Experience of care	Qualitative research (for example, grounded theory, ethnographic research)

1

2 3.5 CLINICAL REVIEW METHODS

3 The aim of the clinical literature review was to systematically identify and synthesise
4 relevant evidence from the literature in order to answer the specific review questions
5 developed by the GDG. Thus, clinical practice recommendations are evidence-based,
6 where possible, and, if evidence is not available, informal consensus methods are
7 used to try and reach general agreement between GDG members (see Section 3.5.6)
8 and the need for future research is specified.

9 3.5.1 The search process

10 *Scoping searches*

11 A broad preliminary search of clinical guidelines, Health Technology Assessment
12 (HTA) reports, key systematic reviews and RCTs was undertaken in early 2013 to
13 obtain an overview of the issues likely to be covered by the scope, and to help define
14 key areas.

15 *Systematic literature searches*

16 After the scope was finalised, a systematic search strategy was developed to locate as
17 much relevant evidence as possible. The balance between sensitivity (the power to
18 identify all studies on a particular topic) and specificity (the ability to exclude
19 irrelevant studies from the results) was carefully considered, and a decision made to
20 utilise a broad approach to searching to maximise retrieval of evidence to all parts of
21 the guideline. Searches were restricted to certain study designs if specified in the
22 review protocol, and conducted in the following databases:

23

- 24 • Cochrane Database of Abstracts of Reviews of Effects (DARE)
- 25 • Cochrane Database of Systematic Reviews (CDSR)
- 26 • CENTRAL
- 27 • Embase
- 28 • HTA database (technology assessments)

- 1 • MEDLINE/MEDLINE In-Process
- 2 • Psychological Information Database (PsycINFO).

3 The search strategies were initially developed for MEDLINE before being translated
4 for use in other databases/interfaces. Strategies were built up through a number of
5 trial searches and discussions of the results of the searches with the review team and
6 GDG to ensure that all possible relevant search terms were covered. In order to
7 assure comprehensive coverage, search terms for the guideline topic were kept
8 purposely broad to help counter dissimilarities in database indexing practices and
9 thesaurus terms, and imprecise reporting of study populations by authors in the
10 titles and abstracts of records. Full details of the search strategies and filters used for
11 the systematic review of clinical evidence are provided in Appendix 10.

12 *Reference management*

13 Citations from each search were downloaded into reference management software
14 and duplicates removed. Records were then screened against the eligibility criteria
15 of the reviews before being appraised for methodological quality (see below). The
16 unfiltered search results were saved and retained for future potential re-analysis to
17 help keep the process both replicable and transparent.

18 *Search filters*

19 To aid retrieval of relevant and sound studies, filters were used to limit a number of
20 searches to specific study designs. The search filters for systematic reviews and RCTs
21 are adaptations of filters designed by Health Information Research Unit of McMaster
22 University. The observational and qualitative research filters were developed in-
23 house. Each filter comprises index terms relating to the study type(s) and associated
24 textwords for the methodological description of the design(s).

25 *Date and language*

26 Systematic database searches were initially conducted in May 2013 up to the most
27 recent searchable date. Search updates were generated on a 6-monthly basis, with
28 the final re-runs carried out in August 2014 ahead of the guideline consultation.
29 After this point, studies were only included if they were judged by the GDG to be
30 exceptional (for example, if the evidence was likely to change a recommendation).

31
32 Although no language restrictions were applied at the searching stage, foreign
33 language papers were not requested or reviewed, unless they were of particular
34 importance to a review question.

35 *Other search methods*

36 Other search methods involved: (a) scanning the reference lists of all eligible
37 publications (systematic reviews, stakeholder evidence and included studies) for
38 more published reports and citations of unpublished research; (b) asking the GDG;
39 (c) conducting searches in ClinicalTrials.gov for unpublished trial reports; (f)
40 contacting included study authors for unpublished or incomplete datasets.

1 *Study selection and assessment of methodological quality*

2 All primary-level studies included after the first scan of citations were acquired in
3 full and re-evaluated for eligibility at the time they were being entered into the study
4 information database. More specific eligibility criteria were developed for each
5 review question and are described in the relevant clinical evidence chapters. Eligible
6 systematic reviews and primary-level studies were critically appraised for
7 methodological quality (risk of bias) using a checklist (see *The Guidelines Manual*
8 [NICE, 2012] for templates). The eligibility of each study was confirmed by at least
9 one member of the GDG.

10 *Unpublished evidence*

11 The GDG used a number of criteria when deciding whether or not to accept
12 unpublished data. First, the evidence must have been accompanied by a trial report
13 containing sufficient detail to properly assess risk of bias. Second, the evidence must
14 have been submitted with the understanding that data from the study and a
15 summary of the study's characteristics would be published in the full guideline.
16 Therefore, in most circumstances the GDG did not accept evidence submitted 'in
17 confidence'. However, the GDG recognised that unpublished evidence submitted by
18 investigators might later be retracted by those investigators if the inclusion of such
19 data would jeopardise publication of their research.

20 **3.5.2 Data extraction**

21 *Quantitative analysis*

22 Study characteristics, aspects of methodological quality, and outcome data were
23 extracted from all eligible studies, using an Excel template.

24
25 In most circumstances, for a given outcome (continuous and dichotomous), where
26 more than 50% of the number randomised to any group were missing or incomplete,
27 the study results were excluded from the analysis (except for the outcome 'leaving
28 the study early', in which case, the denominator was the number randomised).

29 Where there were limited data for a particular review, the 50% rule was not applied.
30 In these circumstances the evidence was downgraded (see section 3.5.4).

31
32 Where possible, outcome data from an intention-to-treat analysis (ITT) (that is, a
33 'once-randomised-always-analyse' basis) were used. Where ITT had not been used
34 or there were missing data, the effect size for dichotomous outcomes were
35 recalculated using best-case and worse-case scenarios. Where conclusions varied
36 between scenarios, the evidence was downgraded (see section 3.5.4).

37
38 Where some of the studies failed to report standard deviations (for a continuous
39 outcome), and where an estimate of the variance could not be computed from other
40 reported data or obtained from the study author, the following approach was taken.²
41 When the number of studies with missing standard deviations was less than one-

² Based on the approach suggested by Furukawa and colleagues (2006).

1 third and when the total number of studies was at least ten, the pooled standard
2 deviation was imputed (calculated from all the other studies in the same meta-
3 analysis that used the same version of the outcome measure). In this case, the
4 appropriateness of the imputation was assessed by comparing the standardised
5 mean differences (SMDs) of those trials that had reported standard deviations
6 against the hypothetical SMDs of the same trials based on the imputed standard
7 deviations. If they converged, the meta-analytical results were considered to be
8 reliable. When the conditions above could not be met, standard deviations were
9 taken from another related systematic review (if available). In this case, the results
10 were considered to be less reliable.

11
12 Consultation with another reviewer or members of the GDG was used to overcome
13 difficulties with coding. Data extracted by one reviewer was checked by a second
14 reviewer. Disagreements were resolved through discussion. Where consensus could
15 not be reached, a third reviewer or GDG members resolved the disagreement.
16 Masked assessment (that is, blind to the journal from which the article comes, the
17 authors, the institution and the magnitude of the effect) was not used since it is
18 unclear that doing so reduces bias (Berlin, 1997; Jadad et al., 1996).

19 **3.5.3 Evidence synthesis**

20 The method used to synthesize evidence depended on the review question and
21 availability and type of evidence (see Appendix 6 for full details). Briefly, for
22 questions about test accuracy, bivariate test accuracy meta-analysis was conducted
23 where appropriate. For questions about the effectiveness of interventions, standard
24 meta-analysis was used, otherwise narrative methods were used with clinical advice
25 from the GDG. In the absence of high-quality research, an informal consensus
26 process was used (see 3.5.6).

27 **3.5.4 Grading the quality of evidence**

28 For questions about the effectiveness of interventions, the GRADE approach³ was
29 used to grade the quality of evidence for each outcome (Guyatt et al., 2011). For
30 questions about the experience of care and risk assessment and prediction,
31 methodology checklists (see section 3.5.1) were used to assess the risk of bias, and
32 this information was taken into account when interpreting the evidence. The
33 technical team drafted GRADE evidence profiles (see below) using GRADEprofiler
34 (GRADEpro) software (Version 3.6), following advice set out in the GRADE
35 handbook (Schünemann et al., 2009).

36 *Evidence profiles*

37 A GRADE evidence profile was used to summarise both the quality of the evidence
38 and the results of the evidence synthesis for each 'critical' and 'important' outcome
39 (see Table 4 for an example of an evidence profile). The GDG made the final decision
40 about the importance of each outcome by informal consensus, and this information
41 was recorded in the review protocol. The GRADE approach is based on a sequential

³ For further information about GRADE, see www.gradeworkinggroup.org

1 assessment of the quality of evidence, followed by judgment about the balance
2 between desirable and undesirable effects, and subsequent decision about the
3 strength of a recommendation.

4

5 Within the GRADE approach to grading the quality of evidence, the following is
6 used as a starting point:

7

- 8 • RCTs without important limitations provide high quality evidence
- 9 • observational studies without special strengths or important limitations
10 provide low quality evidence.

11 For each outcome, quality may be reduced depending on five factors: limitations,
12 inconsistency, indirectness, imprecision and publication bias. For the purposes of the
13 guideline, each factor was evaluated using criteria provided in Table 5.

14

15 For observational studies without any reasons for down-grading, the quality may be
16 up-graded if there is a large effect, all plausible confounding would reduce the
17 demonstrated effect (or increase the effect if no effect was observed), or there is
18 evidence of a dose-response gradient (details would be provided under the 'other'
19 column).

20

21 Each evidence profile includes a summary of findings: number of participants
22 included in each group, an estimate of the magnitude of the effect, and the overall
23 quality of the evidence for each outcome. Under the GRADE approach, the overall
24 quality for each outcome is categorised into one of four groups (high, moderate, low,
25 very low).

1
2**Table 4: Example of a GRADE evidence profile**

Quality assessment							No of patients		Effect		Quality	Importance
No of studies	Design	Risk of bias	Inconsistency	Indirectness	Imprecision	Other considerations	Intervention	Control group	Relative (95% CI)	Absolute		
Outcome 1 (measured with: any valid method; Better indicated by lower values)												
2	randomised trials	no serious risk of bias	no serious inconsistency	no serious indirectness	serious ¹	none	47	43	-	SMD 0.20 lower (0.61 lower to 0.21 higher)	MODERATE	CRITICAL
Outcome 2 (measured with: any valid rating scale; Better indicated by lower values)												
4	randomised trials	serious ²	no serious inconsistency	no serious indirectness	serious ¹	none	109	112	-	SMD 0.42 lower (0.69 to 0.16 lower)	LOW	CRITICAL
Outcome 3 (measured with: any valid rating scale; Better indicated by lower values)												
26	randomised trials	no serious risk of bias	serious ³	no serious indirectness	no serious imprecision	none	521/5597 (9.3%)	798/3339 (23.9%)	RR 0.43 (0.36 to 0.51)	136 fewer per 1000 (from 117 fewer to 153 fewer)	MODERATE	CRITICAL
Outcome 4 (measured with: any valid rating scale; Better indicated by lower values)												
5	randomised trials	no serious risk of bias	no serious inconsistency	no serious indirectness	no serious imprecision	none	503	485	-	SMD 0.34 lower (0.67 to 0.01 lower)	HIGH	CRITICAL
¹ Optimal information size (for dichotomous outcomes, OIS = 300 events; for continuous outcomes, OIS = 400 participants) not met. ² Risk of bias across domains was generally high or unclear. ³ There is evidence of moderate heterogeneity of study effect sizes.												

3

Table 5: Factors that decrease quality of evidence

Factor	Description	Criteria
Limitations	Methodological quality/ risk of bias.	Serious risks across most studies (that reported a particular outcome). The evaluation of risk of bias was made for each study using NICE methodology checklists (see Section 3.5.1).
Inconsistency	Unexplained heterogeneity of results.	Moderate or greater heterogeneity (see Appendix 6 for further information about how this was evaluated)
Indirectness	How closely the outcome measures, interventions and participants match those of interest.	If the comparison was indirect, or if the question being addressed by the GDG was substantially different from the available evidence regarding the population, intervention, comparator, or an outcome.
Imprecision	Results are imprecise when studies include relatively few patients and few events and thus have wide confidence intervals around the estimate of the effect.	If either of the following two situations were met: <ul style="list-style-type: none"> the optimal information size (for dichotomous outcomes, OIS = 300 events; for continuous outcomes, OIS = 400 participants) was not achieved the 95% confidence interval around the pooled or best estimate of effect included both 1) no effect and 2) appreciable benefit or appreciable harm
Publication bias	Systematic underestimate or an overestimate of the underlying beneficial or harmful effect due to the selective publication of studies.	Evidence of selective publication. This may be detected during the search for evidence, or through statistical analysis of the available evidence.

1

2 **3.5.5 Presenting evidence to the Guideline Development Group**

3 Study characteristics tables and, where appropriate, forest plots generated with
4 Review Manager Version 5.3 (Cochrane Collaboration, 2014) and GRADE summary
5 of findings tables (see below) were presented to the GDG.

6

7 Where meta-analysis was not appropriate and/or possible, the reported results from
8 each primary-level study were reported in the study characteristics table and
9 presented to the GDG. The range of effect estimates were included in the GRADE
10 profile, and where appropriate, described narratively.

11 *Summary of findings tables*

12 Summary of findings tables generated from GRADEpro were used to summarise the
13 evidence for each outcome and the quality of that evidence (Table 6). The tables
14 provide illustrative comparative risks, especially useful when the baseline risk varies
15 for different groups within the population.

16

1

Table 6: Example of a GRADE summary of findings table

Outcomes	Illustrative comparative risks* (95% CI)		Relative effect (95% CI)	No of Participants (studies)	Quality of the evidence (GRADE)
	Assumed risk	Corresponding risk			
	Any control group	Intervention group			
Outcome 1 any valid rating scale		The mean outcome in the intervention group was 0.20 standard deviations lower (0.61 lower to 0.21 higher)		90 (2 studies)	moderate ¹
Outcome 2 any valid rating scale		The mean outcome in the intervention group was 0.42 standard deviations lower (0.69 to 0.16 lower)		221 (4 studies)	low ^{1,2}
Outcome 3 dichotomous data	239 per 1000	103 per 1000 (86 to 122)	RR 0.43 (0.36 to 0.51)	8936 (26 studies)	moderate ³
Outcome 4 any valid rating scale		The mean outcome in the intervention group was 0.34 standard deviations lower (0.67 to 0.01 lower)		988 (5 studies)	high
*The basis for the assumed risk (e.g. the median control group risk across studies) is provided in footnotes. The corresponding risk (and its 95% confidence interval) is based on the assumed risk in the comparison group and the relative effect of the intervention (and its 95% CI).					
<i>Note.</i> CI = Confidence interval.					
¹ Optimal information size (for dichotomous outcomes, OIS = 300 events; for continuous outcomes, OIS = 400 participants) not met.					
² Risk of bias across domains was generally high or unclear.					
³ There is evidence of moderate heterogeneity of study effect sizes.					

2

3

3.5.6 Method used to answer a review question in the absence of appropriately designed, high-quality research

In the absence of appropriately designed, high-quality research (including indirect evidence where it would be appropriate to use extrapolation), an informal consensus process was adopted.

The process involved a group discussion of what is known about the issues. The views of GDG were synthesised narratively by a member of the review team, and circulated after the meeting. Feedback was used to revise the text, which was then included in the appropriate evidence review chapter and summarised in the 'linking evidence to recommendations' sections.

3.6 HEALTH ECONOMICS METHODS

The aim of the health economics was to contribute to the guideline's development by providing evidence on the cost effectiveness of interventions for violence and aggression covered in the guideline. This was approached using:

- systematic literature review of existing economic evidence
- decision-analytic economic modelling.

Systematic reviews of economic literature were conducted in all areas covered in the guideline. Economic modelling was considered in areas with likely major resource implications, where the current extent of uncertainty over cost effectiveness was significant and economic analysis was expected to reduce this uncertainty, in accordance with the *Guidelines Manual* (NICE, 2012). Prioritisation of areas for economic modelling was a joint decision between the Health Economist and the GDG. The rationale for prioritising review questions for economic modelling was set out in an economic plan agreed between NICE, the GDG, the Health Economist and the other members of the technical team. The cost effectiveness of rapid tranquilisation options was selected as a key issue to be addressed by economic modelling.

The rest of this section describes the methods adopted in the systematic literature review of economic studies. The methods employed in economic modelling are described in the respective sections of the guideline.

3.6.1 Search strategy for economic evidence

Scoping searches

A broad preliminary search of the literature was undertaken in early 2013 to obtain an overview of the issues likely to be covered by the scope, and help define key areas. Searches were restricted to economic studies and health technology assessment reports, and conducted in the following databases:

- EMBASE

- 1 • MEDLINE / MEDLINE In-Process
- 2 • Health Technology Assessment (HTA) database (technology assessments)
- 3 • NHS Economic Evaluation Database (NHS EED)

4 * Any relevant economic evidence arising from the clinical scoping searches was also
5 made available to the health economist during the same period.

6 *Systematic literature searches*

7 After the scope was finalised, a systematic search strategy was developed to locate
8 all the relevant evidence. The balance between sensitivity (the power to identify all
9 studies on a particular topic) and specificity (the ability to exclude irrelevant studies
10 from the results) was carefully considered, and a decision made to utilise a broad
11 approach to searching to maximise retrieval of evidence to all parts of the guideline.
12 Searches were restricted to economic studies and health technology assessment
13 reports, and conducted in the following databases:

- 14
- 15 • EMBASE
- 16 • MEDLINE / MEDLINE In-Process
- 17 • PsycINFO
- 18 • Health Technology Assessment (HTA) database (technology assessments)
- 19 • NHS Economic Evaluation Database (NHS EED)

20 * Any relevant economic evidence arising from the clinical searches was also made
21 available to the health economist during the same period.

22 The search strategies were initially developed for MEDLINE before being translated
23 for use in other databases/interfaces. Strategies were built up through a number of
24 trial searches, and discussions of the results of the searches with the review team and
25 GDG to ensure that all possible relevant search terms were covered. In order to
26 assure comprehensive coverage, search terms for violence and aggression were kept
27 purposely broad to help counter dissimilarities in database indexing practices and
28 thesaurus terms, and imprecise reporting of study populations by authors in the
29 titles and abstracts of records.

30 For standard mainstream bibliographic databases (EMBASE, MEDLINE and
31 PsycINFO) search terms for violence and aggression combined with a search filter
32 for health economic studies. For searches generated in topic-specific databases
33 (HTA, NHS EED) search terms for violence and aggression were used without a
34 filter. The sensitivity of this approach was aimed at minimising the risk of
35 overlooking relevant publications, due to potential weaknesses resulting from more
36 focused search strategies. The search terms are set out in full in Appendix 16.

37 *Reference Manager*

38 Citations from each search were downloaded into Reference Manager (a software
39 product for managing references and formatting bibliographies) and duplicates
40 removed. Records were then screened against the inclusion criteria of the reviews

1 before being quality appraised. The unfiltered search results were saved and
2 retained for future potential re-analysis to help keep the process both replicable and
3 transparent.

4 *Search filters*

5 The search filter for health economics is an adaptation of a filter designed by Centre
6 for Reviews and Dissemination (CRD). The filter comprises a combination of
7 controlled vocabulary and free-text retrieval methods.

8 *Date and language restrictions*

9 Systematic database searches were initially conducted in May 2013 up to the most
10 recent searchable date. Search updates were generated on a 6-monthly basis, with
11 the final re-runs carried out in August 2014. After this point, studies were included
12 only if they were judged by the GDG to be exceptional (for example, the evidence
13 was likely to change a recommendation).

14 Although no language restrictions were applied at the searching stage, foreign
15 language papers were not requested or reviewed, unless they were of particular
16 importance to an area under review. All the searches were restricted to research
17 published from 2002 onwards in order to obtain data relevant to current healthcare
18 settings and costs.

19 *Other search methods*

20 Other search methods involved scanning the reference lists of all eligible
21 publications (systematic reviews, stakeholder evidence and included studies from
22 the economic and clinical reviews) to identify further studies for consideration.
23

24 Full details of the search strategies and filter used for the systematic review of health
25 economic evidence are provided in Appendix 16.

26 **3.6.2 Inclusion criteria for economic studies**

27 The following inclusion criteria were applied to select studies identified by the
28 economic searches for further consideration:
29

- 30 • Only studies from Organisation for Economic Co-operation and Development
31 countries were included, as the aim of the review was to identify economic
32 information transferable to the UK context.
33
- 34 • Selection criteria based on types of clinical conditions and patients as well as
35 interventions assessed were identical to the clinical literature review.
36
- 37 • Studies were included provided that sufficient details regarding methods and
38 results were available to enable the methodological quality of the study to be
39 assessed, and provided that the study's data and results were extractable. Poster
40 presentations of abstracts were excluded.

- 1
- 2 • Full economic evaluations that compared two or more relevant options and
- 3 considered both costs and consequences as well as costing analyses that
- 4 compared only costs between two or more interventions were included in the
- 5 review.
- 6
- 7 • Studies were included only if the examined interventions were clearly described.
- 8 This involved the dosage and route of administration and the duration of
- 9 treatment in the case of pharmacological therapies; and the types of health
- 10 professionals involved as well as the frequency and duration of treatment in the
- 11 case of psychological interventions.

12 **3.6.3 Applicability and quality criteria for economic studies**

13 All economic papers eligible for inclusion were appraised for their applicability and

14 quality using the methodology checklist for economic evaluations recommended by

15 NICE (NICE, 2009), which is shown in Appendix 17 of this guideline. All studies that

16 fully or partially met the applicability and quality criteria described in the

17 methodology checklist were considered during the guideline development process.

18 The completed methodology checklists for all economic evaluations considered in

19 the guideline are provided in Appendix 17.

20 **3.6.4 Presentation of economic evidence**

21 The economic evidence considered in the guideline is provided in the respective

22 evidence chapters, following presentation of the relevant clinical evidence. The

23 references to included studies and the respective evidence tables with the study

24 characteristics and results are provided in Appendix 18. Characteristics and results

25 of all economic studies considered during the guideline development process are

26 summarised in economic evidence profiles accompanying respective GRADE clinical

27 evidence profiles in Appendix 19.

28 **3.6.5 Results of the systematic search of economic literature**

29 The titles of all studies identified by the systematic search of the literature were

30 screened for their relevance to the topic (that is economic issues and information on

31 health-related quality of life associated with violence and aggression). References

32 that were clearly not relevant were excluded first. The abstracts of all potentially

33 relevant studies (27 references) were then assessed against the inclusion criteria for

34 economic evaluations by the health economist. Full texts of the studies potentially

35 meeting the inclusion criteria (including those for which eligibility was not clear

36 from the abstract) were obtained. Studies that did not meet the inclusion criteria,

37 were duplicates, were secondary publications of one study, or had been updated in

38 more recent publications were subsequently excluded. Economic evaluations eligible

39 for inclusion (four references) were then appraised for their applicability and quality

40 using the methodology checklist for economic evaluations. Finally, one economic

41 study partially met the applicability and quality criteria was considered at

42 formulation of the guideline recommendations.

1

2 **3.7 LINKING EVIDENCE TO RECOMMENDATIONS**

3 Once the clinical and health economic evidence was summarised, the GDG drafted
4 the recommendations. In making recommendations, the GDG took into account the
5 trade-off between the benefits and harms of the intervention/instrument, as well as
6 other important factors, such as economic considerations, values of the GDG and
7 society, the requirements to prevent discrimination and to promote equality⁴, and
8 the GDG's awareness of practical issues (Eccles et al., 1998; NICE, 2012).

9

10 Finally, to show clearly how the GDG moved from the evidence to the
11 recommendations, each chapter has a section called 'from evidence to
12 recommendations'. Underpinning this section is the concept of the 'strength' of a
13 recommendation (Schünemann et al., 2003). Some recommendations can be made
14 with more certainty than others. The GDG makes a recommendation based on the
15 trade-off between the benefits and harms of an intervention, taking into account the
16 quality of the underpinning evidence. For some interventions, the GDG is confident
17 that, given the information it has looked at, most patients would choose the
18 intervention. The wording used in the recommendations in this guideline denotes
19 the certainty with which the recommendation is made (the strength of the
20 recommendation).

21

22 For all recommendations, NICE expects that there is discussion with the patient
23 about the risks and benefits of the interventions, and their values and preferences.
24 This discussion aims to help them to reach a fully informed decision.

25 **3.7.1 Interventions that must (or must not) be used**

26 We usually use 'must' or 'must not' only if there is a legal duty to apply the
27 recommendation. Occasionally we use 'must' (or 'must not') if the consequences of
28 not following the recommendation could be extremely serious or potentially life
29 threatening.

30 **3.7.2 Interventions that should (or should not) be used - a 'strong'** 31 **recommendation**

32 We use 'offer' (and similar words such as 'refer' or 'advise') when we are confident
33 that, for the vast majority of patients, an intervention will do more good than harm,
34 and be cost effective. We use similar forms of words (for example, 'Do not offer...')
35 when we are confident that an intervention will not be of benefit for most patients.

36 **3.7.3 Interventions that could be used**

37 We use 'consider' when we are confident that an intervention will do more good
38 than harm for most patients, and be cost effective, but other options may be similarly
39 cost effective. The choice of intervention, and whether or not to have the intervention

⁴See NICE's equality scheme: www.nice.org.uk/aboutnice/howwework/NICEEqualityScheme.jsp

1 at all, is more likely to depend on the patient's values and preferences than for a
2 strong recommendation, and so the healthcare professional should spend more time
3 considering and discussing the options with the patient.
4

5 Where the GDG identified areas in which there are uncertainties or where robust
6 evidence was lacking, they developed research recommendations. Those that were
7 identified as 'high priority' were developed further in the NICE version of the
8 guideline, and presented in Appendix 7.

9 **3.8 STAKEHOLDER CONTRIBUTIONS**

10 Professionals, service users, and companies have contributed to and commented on
11 the guideline at key stages in its development. Stakeholders for this guideline
12 include:
13

- 14 • service user and carer stakeholders: national service user and carer
15 organisations that represent the interests of people whose care will be covered
16 by the guideline
- 17 • local service user and carer organisations: but only if there is no relevant
18 national organisation
- 19 • professional stakeholders' national organisations: that represent the
20 healthcare professionals who provide the services described in the guideline
- 21 • commercial stakeholders: companies that manufacture drugs or devices used
22 in treatment of the condition covered by the guideline and whose interests
23 may be significantly affected by the guideline
- 24 • providers and commissioners of health services in England and Wales
- 25 • statutory organisations: including the Department of Health, the Welsh
26 Assembly
- 27 • Government, NHS Quality Improvement Scotland, the Care Quality
28 Commission and the National Patient Safety Agency
- 29 • research organisations: that have carried out nationally recognised research in
30 the area.

31 NICE clinical guidelines are produced for the NHS in England and Wales, so a
32 'national' organisation is defined as one that represents England and/or Wales, or
33 has a commercial interest in England and/or Wales.
34

35 Stakeholders have been involved in the guideline's development at the following
36 points:
37

- 38 • commenting on the initial scope of the guideline and attending a scoping
39 workshop held by NICE
- 40 • contributing possible review questions and lists of evidence to the GDG
- 41 • commenting on the draft of the guideline.

1 **3.9 VALIDATION OF THE GUIDELINE**

2 Registered stakeholders had an opportunity to comment on the draft guideline,
3 which was posted on the NICE website during the consultation period. Following
4 the consultation, all comments from stakeholders and experts (see Appendix 3) were
5 responded to, and the guideline updated as appropriate. NICE also reviewed the
6 guideline and checked that stakeholders' comments had been addressed.
7

8 Following the consultation period, the GDG finalised the recommendations and the
9 NCCMH produced the final documents. These were then submitted to NICE for a
10 quality assurance check. Any errors were corrected by the NCCMH, then the
11 guideline was formally approved by NICE and issued as guidance to the NHS in
12 England and Wales.
13

14

4 RISK FACTORS AND PREDICTION

4.1 INTRODUCTION

The identification and management of risk for future violence has become an increasingly important component of psychiatric practice. The Royal College of Psychiatrists, for example, emphasizes its commitment 'to minimising risk in psychiatric practice' and describes risk management as 'the guiding force behind all recent reports' of the College (Morgan, 2007) whilst also recognising that risk cannot be eliminated. In the UK, it has been estimated that about 60% of general psychiatric and 80% of forensic-psychiatric patients are regularly risk assessed (Higgins et al., 2005).

Despite this widespread implementation of risk assessment, driven largely by public concern, which factors are associated with violence and how to best assess risk remains uncertain. While consensus exists that structured risk assessment is superior to 'unaided clinical judgement' alone, a number of recent reviews (for example, (Fazel et al., 2012; Yang et al., 2010b) on risk assessment instruments have found their predictive validity to be modest at best and have concluded that the current evidence does not support sole reliance on such tools for decision making on detention or release of individuals with mental health problems. To complicate matters further, risk assessment is not just a scientific or clinical endeavour, but carries a significant political dimension – which level of risk is acceptable (even if it can be identified accurately) and how to weigh the consequences of false positive and false negative assessments is ultimately for society as a whole to decide.

4.2 REVIEW PROTOCOL

The review protocol summary, including the review questions and the eligibility criteria used for this chapter, can be found in Table 7 (risk factors) and Table 8 (prediction instruments). A complete list of review questions can be found in Appendix 5; information about the search strategy can be found in Appendix 10; the full review protocols can be found in Appendix 9).

The review of risk factors was restricted to prospective cohort studies that used multivariate models to look for independent risk factors. The review strategy primarily involved a meta-analysis of odds ratios for the risk of violence for each risk factor or antecedent. Additionally, results from studies that examined the correlation between multiple factors and violence (reported as R^2 or Beta) are presented alongside the meta-analysis. Studies only presenting data from univariate analyses (unadjusted results) were excluded from the review.

The review of predictive instruments included prospective or retrospective cross sectional/cohort studies that presented outcomes that could be used to determine sensitivity and specificity. Additionally, sensitivity and specificity were plotted using a summary receiver operator characteristic (ROC) curve.

1
2**Table 7: Clinical review protocol summary for the review of risk factors**

Component	Description
Review questions	2.1 What are the risk factors and antecedents (including staff characteristics) for violent and aggressive behaviour by mental health service users in health and community care settings? 2.2 What factors do service users and staff report as increasing the risk of violent and aggressive behaviour by mental health service users in health and community care settings?
Subquestions	2.1.1 Do the identified risk factors have good predictive validity for future violent and aggressive behaviour by mental health service users in health and community care settings? 2.1.2 Does being subjected to the Mental Health Act 1983 alter the risk of violent and aggressive behaviour by mental health service users in health and community care settings? 2.1.2.1 If so, is the effect of detention proportional in relation to the factors that led to its implementation?
Population	Adults who are mental health service users (excluding people with dementia, learning disabilities, and women with mental health disorders during pregnancy and the postnatal period; these are covered by existing or guidelines in development)
Intervention(s)	Risk factors and antecedents
Comparison	Not applicable
Context	Health and community care settings
Critical outcomes	Adjusted outcomes for: <ul style="list-style-type: none"> • Risk of violence (odds ratio for risk of violence/aggression) • Association between risk factor and violence/aggression (R^2 or Beta value)
Study design	Prospective observational studies

3
4
5
6

Table 8: Clinical review protocol summary for the review of prediction

Component	Description
Review questions	2.3 Which instruments most reliably predict violent and aggressive behaviour by mental health service users in health and community care settings in the short-term? 2.4 What is the best the approach for anticipating violent and aggressive behaviour by mental health service users in health and community care settings?
Subquestion	2.3.1 Do the identified instruments have good predictive validity for future violent and aggressive behaviour by mental health service users in health and community care settings?
Population	Adults who are mental health service users (excluding people with dementia, learning disabilities, and women with mental health disorders during pregnancy and the postnatal period; these are covered by existing or guidelines in development)
Intervention(s)	<ul style="list-style-type: none"> • Prediction instruments • Approaches for anticipating violence and aggression
Comparison	<ul style="list-style-type: none"> • Violent and aggressive events (recorded by observation)
Context	<ul style="list-style-type: none"> • Health and community settings
Critical outcomes	Clinical utility (including sensitivity and specificity)
Study design	Any

1

2 4.3 RISK FACTORS FOR VIOLENCE AND AGGRESSION

3 4.3.1 Introduction

4 Risk, according to the Oxford Dictionary of English, can be defined as ‘a situation
5 involving exposure to danger’. It is the probability of an uncertain outcome
6 occurring caused by a combination of factors (risk factors) which – if known – offer a
7 chance to intervene to prevent the outcome from happening. In addition to the
8 likelihood of the negative event occurring, how soon it is likely to occur and the
9 expected severity of the outcome are important considerations.

10

11 In the context of this guideline, risk factors are characteristics of service users (or
12 their environment and care) which are associated with an increased likelihood of
13 that individual acting violently and/or aggressively. These risk factors can be
14 divided into static and dynamic factors (Douglas & Skeem, 2005). Static risk factors
15 are historical and do not change, such as family background, childhood abuse or
16 seriousness of offending. Age and gender also fall within this category. Dynamic risk
17 factors, on the other hand, are changeable and hence offer the opportunity for
18 intervention. Examples include current symptoms, use of alcohol or illicit substances
19 and compliance with treatment. Risk assessment involves the identification of risk
20 factors and an estimation of the likelihood and nature of a negative outcome while
21 risk management puts in place strategies to prevent these negative outcomes from
22 occurring or to minimise their impact. Some authors have argued that static factors
23 may be better for long-term predictions while dynamic factors may be more suited
24 for the assessment of violence risk in the short term (Douglas & Skeem, 2005).

1
2 A large body of literature exists on risk factors for violence, including in individuals
3 with mental disorders (Bo et al., 2011; Cornaggia et al., 2011; Dack et al., 2013;
4 Papadopoulos et al., 2012; Reagu et al., 2013; Witt et al., 2013). The largest of these
5 (Witt et al., 2013) was a systematic review and meta-analysis of risk factors in people
6 with psychosis, providing data from 110 studies and over 45,000 individuals. The
7 authors found that 146 risk factors had been examined in these studies. In line with
8 findings from other studies, criminal history was found to be the strongest static risk
9 factor. Dynamic factors included hostile behaviour, impulsivity, recent drug or
10 alcohol misuse, 'positive symptoms' of psychosis and non-adherence with therapy
11 (including psychological and medication). Whilst the factors identified by Witt and
12 colleagues are based on a large body of evidence, it is of note that considerable
13 heterogeneity exists in the samples studied with regards to the nature of the
14 violence, the way in which the outcome was measured and the clinical settings
15 involved.

16 *Current practice*

17 Failings in the care provided to mentally ill individuals have been highlighted by a
18 number of high profile cases of mentally ill patients committing serious acts of
19 violence and subsequent inquiries into their care in the 1990s⁵. Since then mental
20 health practise in the UK has seen an increased focus on risk, and guidance has been
21 produced to aid the process of risk assessment and management (for example,
22 (Department of Health, 2007; Royal College of Psychiatrists, 2007) . These documents
23 stipulate that each patient's risk should be routinely assessed and identify a number
24 of best practice recommendations.

25
26 The Department of Health best practice guidance outlines as key principles in risk
27 assessment: awareness of the research evidence, positive risk management,
28 collaboration with the service user, recognising their strengths, multi-disciplinary
29 working, record keeping, regular training and organisational support of individual
30 practitioners. It further emphasizes the importance of 'risk formulation', that is, a
31 process which 'identifies and describes predisposing, precipitating, perpetuating
32 and protective factors, and how these interact to produce risk'. This formulation
33 should be discussed with the service user and a plan of action produced as to how to
34 manage the risks identified. Tool-based assessments (as outlined below) should form
35 part of a thorough and systematic overall clinical assessment. It is suggested that
36 given the fluidity of risk, its assessment should not be a one off activity but should
37 be embedded in every day practice and reviewed regularly.

⁵ Examples include Christopher Clunis, a service user with a diagnosis of schizophrenia, who stabbed Jonathan Zito to death in a London Underground station in 1992. The subsequent enquiry (Ritchie et al., 1994) identified multiple failures in the care provided to Mr Clunis, including poor communication, lack of continuity and reluctance to provide services to him. Another example is Michael Stone, an individual with psychopathic disorder, who killed a mother and her six year old daughter in Kent in 1996 while the nine year old daughter survived with severe head injuries. This incident significantly contributed to the introduction of services for people with 'dangerous and severe personality disorders' (Völlm & Konappa, 2012).

1 **Definition of risk factors and antecedents for predicting violence**

2 For the purposes of this review, risk factors and antecedents were categorised using
3 the psychosocial and clinical domains described by Witt et al. (2013):

- 4 a) demographic and premorbid;
- 5 b) criminal history;
- 6 c) psychopathological, positive symptoms and negative symptoms;
- 7 d) substance misuse;
- 8 e) treatment-related; and
- 9 f) suicidality.

10 **4.3.2 Studies considered⁶**

11 For the review of risk factors (see Table 7 for the review protocol), thirteen studies (N
12 = 5,380) met the eligibility criteria: Amore 2008 (Amore et al., 2008), Chang 2004
13 (Chang & Lee, 2004), Cheung 1996 (Cheung et al., 1996), Ehamann 2001 (Ehamann et
14 al., 2001), Hodgins 2011 (Hodgins & Riaz, 2011), Kay 1998 (Kay et al., 1988), Ketelsen
15 2007 (Ketelsen et al., 2007), Kho 1998 (Kho et al., 1998), Oulis 1996 (Oulis et al., 1996),
16 Palmstierna 1990 (Palmstierna T, 1989; Palmstierna & Wistedt, 1990), UK700
17 (Thomas et al., 2005) Watts 2003 (Watts et al., 2003) and Yesavage 1984 (Yesavage,
18 1984). Of these, all 13 were published in peer-reviewed journals between 1984 and
19 2011. In addition, 528 studies failed to meet eligibility criteria for the guideline.
20 Further information about both included and excluded studies can be found in
21 Appendix 13.

22
23 Of the 13 eligible studies, seven (N = 3,903) included sufficient data to be included in
24 the statistical analysis (see Table 9 for a summary of the study characteristics). Of
25 these, five included adult participants in an inpatient setting and two included adult
26 participants in a community setting. Of the six studies not included in the analysis,
27 three (Ehamann 2001, Kay 1988, Kho 1998) reported no usable data, and three (Oulis
28 1996, Palmstierna 1990, Yesavage 1984) reported statistics that made synthesis with
29 the other studies very difficult. However, the latter three studies used very small
30 samples (ranging from 70 to 136) and therefore the results from these studies are not
31 included here as it was felt they would not be useful for making recommendations.

32
33

⁶Here and elsewhere in the guideline, each study considered for review is referred to by a study ID (primary author and date of study publication, except where a study is in press or only submitted for publication, then a date is not used).

Table 9: Summary of study characteristics for the review of risk factors for violence and aggression in adults

	Inpatient setting	Community setting
Total no. of studies (N)	5 (2,944)	2 (959)
Study ID	(1) Amore 2008 (2) Chang 2004 (3) Cheung 1996 (4) Ketelsen 2007 (5) Watts 2003	(1) Hodgins 2011 (2) UK700 ¹
Sample size	(1) 303 (2) 111 (3) 220 (4) 2210 (5) 100	(1) 251 (2) 780
Country	(1) Italy (2) Taiwan (3) Australia (4) Germany (5) UK	(1) Various (Canada, Finland, Germany and Sweden) (2) UK
Year of publication	1996-2008	2005-2011
Diagnosis (range across trials)	24-71% schizophrenia or schizophreniform 0-9% schizoaffective disorder 0-34% bipolar 0-28% personality disorder 0-23% mood disorder 0-51% other disorders	7-81% schizophrenia or schizophreniform 19-38% schizoaffective disorder 0% bipolar 0% personality disorder 0-49% mood disorder 0-6% other disorders
Age (mean)	40 years	38 years
Sex (mean)	64% male	71% male
Ethnicity	(1, 2, 3, 4) Not reported (5) 28% White	(1) Not reported (2) 51% White
Outcome (measure)	(1) Violence (OAS) (2) Violence (OAS) (3) Violence and/or aggression (SOAS) (4) Violence and/or aggression (SOAS) (5) Violence (modified OAS)	(1) Violence (MacArthur Community Violence Interview) (2) Violence (case notes, interviews with patients, and interviews with case managers)
<p><i>Note.</i> N = Total number of participants; OAS = Overt Aggression Scale; SOAS = Staff Observation Aggression Scale.</p> <p>¹ A sub-sample of 304 women was reported in a separate paper (mean age = 40 years; 53% White, 31% African-Caribbean; 31% schizophrenia, 54% schizoaffective disorder, 9% bipolar disorder, 6% other psychosis)</p>		

1
2

1 4.3.3 Evidence for risk factors in adults

2 All studies reported below had generally low risk of bias, except for the domain 'loss
3 to follow-up,' which was often unclear due to non-reporting (see Appendix 11 for
4 further information).

5 *Demographic and premorbid factors*

6 As can be seen in Table 10, which shows the demographic and premorbid factors in
7 the multivariate model for each study, only two factors (age and gender) were
8 commonly included.
9

Table 10: Demographic and premorbid factors included in the multivariate model for each study

	Inpatient setting					Community setting	
	Amore 2008	Chang 2004	Cheung 1996	Ketelsen 2007	Watts 2003	Hodgins 2011	UK700
Age	✓	✓	✓	✓	✓	✓	✓
Gender	✓	✓	✓			✓	✓
Ethnicity					✓		✓
Living in supported housing				✓			✓
History of being victimised							✓
History of homelessness							✓
Marital status		✓					✓
Past special education							✓
Education		✓					
Employment		✓					

10

11 **Age**

12 In five studies of 2,944 adults in inpatient settings (Amore 2008 ; Chang 2004 ;
13 Cheung 1996 ; Ketelsen 2007 ; Watts 2003), there was evidence that age was unlikely
14 to be associated with the risk of violence and/or aggression on the ward.
15

16 In two studies of 1,031 adults in community settings (Hodgins 2011 ; UK700), there
17 was evidence that was inconsistent as to whether age was associated with the risk of
18 violence in the community.

19 **Gender**

20 In both inpatient (Amore 2008; Chang 2004; Cheung 1996) (N = 634) and community
21 (Hodgins 2011; UK700) (N = 1,031) settings, the evidence was inconclusive as to
22 whether male gender was associated with the risk of violence.

23 **Ethnicity**

24 In one study of 100 adults in an inpatient setting (Watts 2003), there was evidence
25 that African ethnicity was associated with a reduced risk of violence, but the

1 evidence was inconclusive as to whether African-Caribbean ethnicity was associated
2 with a reduced risk.

3

4 In one study of 780 adults in community settings (UK700), there was evidence that
5 non-white ethnicity was associated with an increased risk of violence. In a sub-
6 sample of 304 women, there was evidence that African-Caribbean ethnicity was
7 associated with an increased risk of violence in the community.

8 **Living in supported housing**

9 In one study of 2,210 adults in an inpatient setting (Ketelsen 2007), there was
10 evidence that previous residence in supported accommodation was associated with
11 an increased risk of violence and/or aggression on the ward.

12

13 In one study of 780 adults in the community (UK700), there was evidence that was
14 inconclusive as to the association between previous residence in supported
15 accommodation and the risk of violence in the community.

16 **Other demographic and premorbid factors**

17 In one study of 780 adults in community settings (UK700), there was evidence that
18 history of being victimised was associated with an increased risk of violence but the
19 association was inconclusive for history of homelessness, marital status, and past
20 special education. In a sub-sample of 304 women, there was evidence that unmet
21 needs and history of being victimised were associated with an increased risk of
22 violence in the community.

23 *Criminal history factors*

24 In the inpatient setting, no criminal history factors were included in more than one
25 study, and in the community setting, only one factor (lifetime history of violence)
26 was included in both studies (Table 11).

27

Table 11: Criminal history factors included in the multivariate model for each study

	Inpatient setting					Community setting	
	Amore 2008	Chang 2004	Cheung 1996	Ketelsen 2007	Watts 2003	Hodgins 2011	UK700
Behavioural disorder						✓	
Pre-admission (24 hrs) violence					✓		
Recent (past month) violence	✓						
History (lifetime) violence	✓					✓	✓
Recent verbal or against object aggression	✓						
History (lifetime) of verbal or against object aggression	✓						

28

29

1 **Conduct disorder**

2 In one study of 251 adults in the community (Hodgins 2011), there was evidence that
3 was inconclusive as to whether the presence of a conduct disorder was associated
4 with an increased risk of violence in the community.

5 **History of aggression**

6 In inpatient settings, in one study of 303 adults (Amore 2008), there was evidence
7 that recent (past month) and lifetime history of physical aggression and recent verbal
8 or against object aggression were associated with an increased risk of violence on the
9 ward. However, the evidence was inconclusive as to whether a history (lifetime) of
10 verbal or against object aggression was associated with the risk of violence. In one
11 study of 100 inpatients (Watts 2003), there was evidence that violence in the 24 hours
12 prior to admission was unlikely to be associated with violence on the ward.

13

14 In one study of 780 adults in community settings (UK700), there was evidence that a
15 history of physical aggression was associated with increased risk of violence, and in
16 the subsample of 304 women, there was evidence that a conviction for non-violent
17 offense was associated with an increased risk of violence in the community.

18 ***Psychopathological, positive symptom and negative symptom factors***

19 In the inpatient setting, only two factors (diagnosis of a mood disorder and hostility-
20 suspiciousness) were included in more than one study, and in the community
21 setting, only one factor (number of threat/control-override delusions) were included
22 in both studies (Table 12).

23

Table 12: Psychopathological, positive symptom and negative symptom factors included in the multivariate model for each study

	Inpatient setting					Community setting	
	Amore 2008	Chang 2004	Cheung 1996	Ketelsen 2007	Watts 2003	Hodgins 2011	UK700
Recent onset of a psychotic disorder		✓					
Diagnosis			✓				
Psychiatric diagnosis		✓					
Diagnosis of schizophrenia				✓		✓	
Threat/control-override delusions						✓	✓
Severity of psychopathology		✓					
Number of positive symptoms						✓	
Organic brain syndrome					✓		
Personality disorder							✓
Symptoms of depression						✓	
Diagnosis of a mood disorder	✓				✓		
Diagnosis of anxiety						✓	
Hostility-suspiciousness (cluster)	✓				✓		
Withdrawal-retardation (cluster)					✓		
Thought disturbance	✓						
Tension	✓						
Excitement	✓						
Lethargy	✓						
Family history of psychiatric disorder		✓					

1

2 Onset of psychotic disorder

3 In one study of 111 adults in inpatient wards (Chang 2004), there was evidence that
4 later onset of a psychotic disorder was associated with an increased risk of violence
5 on the ward.

6 Diagnosis

7 In one study of 2,210 adults in inpatient wards (Ketelsen 2007), there was evidence
8 that presence of schizophrenia was associated with an increased risk of violence
9 and/or aggression on the ward.

10

11 In one study of 303 adult inpatients (Amore 2008), there was evidence that was
12 inconclusive as to whether a mood disorder (anxiety or depression) was associated
13 with an increased risk of violence on the ward.

14

15 In one study of 251 adults in community settings (Hodgins 2011), there was evidence
16 that was inconclusive as to whether the presence of anxiety was associated with an
17 increased risk of violence in the community.

18

1 Other symptoms

2 In two studies of 403 adults in inpatient settings (Amore 2008; Watts 2003), one
3 study was inconclusive, but the other found evidence that hostility-suspiciousness
4 was associated with an increased risk of violence on the ward. In one study of 303
5 adults in inpatient wards (Amore 2008), there was evidence that was inconclusive as
6 to whether a thought disturbance, the presence of tension or excitement or lethargy
7 were associated with an increased risk of violence.

8
9 In one study of 780 adults in the community (UK700), there was evidence that
10 presence of a personality disorder was associated with an increased risk of violence,
11 and in two studies of 1,031 adults in the community (Hodgins 2011; UK700) there
12 was evidence that the presence of threat/control-override delusions was associated
13 with an increased risk of violence.

14 Treatment-related factors

15 In the inpatient setting, only two factors (duration of hospitalisation and number of
16 previous admissions) were included in more than one study, and in the community
17 setting, no factors were included in both studies (Table 13).

18

Table 13: Treatment-related factors included in the multivariate model for each study

	Inpatient setting					Community setting	
	Amore 2008	Chang 2004	Cheung 1996	Ketelsen 2007	Watts 2003	Hodgins 2011	UK700
Duration of hospitalisation		✓	✓				✓
Referral by a crisis intervention team				✓			
Referral by home staff (for service users who live in supported housing)				✓			
Referral by the doctor with regular responsibility				✓			
Involuntary admission				✓			
Number of previous admissions		✓		✓			
Age at first admission				✓			

19

20 Duration of hospitalisation

21 In two studies of 331 adult inpatients (Chang 2004; Cheung 1996), there was
22 evidence that duration of hospitalisation was not associated with an increased risk of
23 violence on the ward.

24

25 In one study of 780 adults in the community (UK700), there was evidence that was
26 inconclusive as to whether longer duration of hospitalisation was associated with an
27 increased risk of violence in the community.

1 Referral route and admission

2 In one study of 2,210 adult inpatients (Ketelsen 2007), there was evidence that
3 referral by a crisis intervention team, home staff (for service users who live in
4 supported housing), and involuntary admission were associated with an increased
5 risk of violence and/or aggression. In addition, higher number of previous
6 admissions and younger age at first admission were associated with a very small
7 increased risk of violence and/or aggression. In contrast, referral by the doctor with
8 regular responsibility for the service user was associated with a reduced risk.

9 *Substance misuse factors*

10 In the inpatient setting, no substance misuse factors were included, and in the
11 community setting, recent drug use was the only factor and this was included in
12 both studies (Table 14).
13

Table 14: Substance misuse factors included in the multivariate model for each study

	Inpatient setting					Community setting	
	Amore 2008	Chang 2004	Cheung 1996	Ketelsen 2007	Watts 2003	Hodgins 2011	UK700
Recent (past 6 or 12 months) drug use						✓	✓

14

15 Previous drug use

16 In two studies of 1,031 adults in community settings (Hodgins 2011; UK700), there
17 was evidence that indicated an association between recent (past 6 or 12 months)
18 drug use and the risk of violence in the community.

19 *Suicidality factors*

20 In the inpatient setting, no suicidality factors were included, and in the community
21 setting, previous attempted suicide was the only factor and this was included in only
22 one study (Table 15).
23

Table 15: Suicidality factors included in the multivariate model for each study

	Inpatient setting					Community setting	
	Amore 2008	Chang 2004	Cheung 1996	Ketelsen 2007	Watts 2003	Hodgins 2011	UK700
Previous attempted suicide							✓

24

25 Previous attempted suicide

26 One study of 780 adults in the community (UK700) examined previous attempted
27 suicide as a potential risk factor for violence, but the evidence was inconclusive.

1 **4.3.4 Health economics evidence**

2 Identification of risk factors for violent and aggressive behaviour by mental health
3 service users in health and community care settings may lead to better prediction of
4 incidents of violence and aggression and has therefore potentially important
5 resource implications. However, this review question is not relevant for economic
6 analysis.
7

8 **4.4 PREDICTION AND ANTICIPATION OF VIOLENCE**

9 **4.4.1 Introduction**

10 Prediction is the cornerstone of the assessment, mitigation and management of
11 violence and aggression. The prediction of violence and aggression is challenging
12 due to the diversity of clinical presentation and it is unlikely that one broad
13 predictive (assessment) tool could be valid and reliable in all circumstances where
14 violence and aggression needs to be predicted. This is not surprising given that the
15 prevalence of violence and aggression varies considerably in different clinical
16 settings; the prevalence would vary markedly between the community, an inpatient
17 psychiatric ward and a forensic setting. Furthermore, the baseline prevalence of
18 what one is trying to predict is important when considering the utility of the
19 prediction tool.
20

21 Fundamentally, the process of prediction requires two separate assessments. The
22 application of the prediction tool constitutes the first assessment, and categorises the
23 patient into a lower or higher risk of exhibiting the future behaviour one is interested
24 in predicting. Further down the line, the second assessment concludes whether the
25 patient did or did not exhibit the behaviour of interest. As an instrument, the
26 prediction tool's statistical properties are relevant in assessing its clinical utility.
27 False positives (when the prediction tool identifies that violence and aggression will
28 occur, but it does not) are especially troublesome in this respect, as they can lead to
29 unnecessarily restrictive clinical interventions for the patient. False negatives (when
30 the prediction tool identifies that violence and aggression will not occur, but it does)
31 can have serious consequences for the patient, clinicians and potential victims of the
32 violence or aggression. In reality there is a balance between true and false
33 predictions, which needs to be equated with the consequences thereof.
34

35 Translating this process into the clinical or research setting is difficult. The majority
36 of violence and aggression risk assessment tools (prediction tools) are not designed
37 to be completed in minutes to allow for rapid screening, and if they are designed to
38 be completed expeditiously, they often incorporate a phase of retrospective
39 monitoring of behaviour. The behaviour of interest is violence and aggression, and
40 there is a complex and often unclear relationship between the variables in risk
41 assessment tools, the process of conducting a risk assessment, and the occurrence
42 further down the line, of violence and aggression. An interesting example in this
43 area is the idea that the mere process of conducting a risk assessment may change

1 the probability of future violence and aggression, by either better structuring the
2 ongoing clinical care of the patient or by changing their clinical pathway (for
3 example, to a more secure clinical setting)(Abderhalden et al., 2004).
4

5 With such obstacles to prediction of violence and aggression, one is left wondering
6 whether accurate prediction is even possible. Yet in mental health and criminal
7 justice settings, and increasingly in the wider health and social care setting, there is
8 anecdotal evidence that violence and aggression is a major factor inhibiting the
9 delivery of effective modern day services. Currently there is a genuine drive to
10 achieve parity between mental and physical health care for patients in the health and
11 social care system. Given that violence and aggression is often associated with a
12 clinical psychiatric emergency, one way to raise the profile of the management of
13 violence and aggression may be to consider it to be on a par with more classical
14 medical and surgical emergencies which clinicians encounter in the general hospital
15 setting.
16

17 In the inpatient psychiatric setting, the early detection and then intervention with
18 individuals at risk of behaving aggressively, is crucial, as once the aggression
19 escalates, the nurses are left with fewer and more coercive interventions such as
20 sedation, restraint and seclusion (Abderhalden et al., 2004; Gaskin et al., 2007;
21 Rippon 2000; Griffith 2013). In this sense, early detection has implications for a more
22 therapeutic and safer patient and staff experience.
23

24 Clinical experience and research has led to a plethora of identified violence and
25 aggression risk variables (static, dynamic, patient-related, environmental), which
26 provide the predictive input for risk assessment tools. The utility of predictive risk
27 assessment tools can only be as good as the robustness of the violence and
28 aggression risk variables. In this guideline, the focus is on the evaluation of
29 predictive risk assessment tools and their utility in the prediction of imminent
30 violence and aggression.

31 *Definition and aim of intervention*

32 Prediction instruments (actuarial and structured clinical judgement) can be used to
33 assign service users to two groups: those predicted to become violent or aggressive
34 in the short-term and those predicted not to become violent or aggressive in the
35 short-term. In this context, an actuarial assessment is a formal method to make this
36 prediction based on an equation, a formula, a graph, or an actuarial table. Structured
37 professional/ clinical judgement involves the rating of specified risk factors that are
38 well operationalized so their applicability can be coded reliably based on interview
39 or other records. Based on this, clinical judgement is used to come to a decision
40 about risk, rather than using an established algorithm (Heilbrun et al., 2010). In
41 addition, the risk factors included in a prediction instrument can be static or
42 dynamic (changeable), and it is the latter that are thought to be important in
43 predicting violence in the short-term (Chu et al., 2013).
44

1 There is a long history of research demonstrating that unaided clinical prediction is
2 not as accurate as structured or actuarial assessment (Heilbrun et al., 2010), therefore
3 unstructured clinical judgement is not included in this review.

4
5 For the purposes of the guideline, prediction instruments were defined as checklists
6 of service user characteristics and/or clinical history used by members of staff to
7 predict imminent violent or aggressive behaviour (commonly in the next 24 hours).

8
9 The behaviour being predicted could range from verbal threats to acts of aggression
10 directed at objects or property to physical violence against other service users or
11 staff.

12 *Methodological approach*

13 When evaluating prediction instruments, the following criteria were used to decide
14 whether an instrument was eligible for inclusion in the review.

15
16 **Primary aim of the instrument:** the prediction of imminent violence and aggression.

17
18 **Clinical utility:** the criterion required the primary use of the prediction instrument
19 to be feasible and implementable in a routine clinical care. The instrument should
20 contribute to the identification of further assessment needs and therefore be
21 potentially useful for care planning.

22
23 **Tool characteristics and administrative properties:** the prediction instrument
24 should have validated cut-offs in the population of interest. Furthermore, and
25 dependent on the practitioner skill set and the setting, instruments were evaluated
26 for the time needed to administer and score them as well as the nature of the training
27 (if any) required for administration or scoring. An instrument should be easy to
28 administer and score and be able to be interpreted without extensive and specialist
29 training.

30
31 **Population:** the population being assessed reflects the scope of this guideline. The
32 instrument should have been validated in adults and/or children and young people
33 and preferably be applicable to the UK, for example by being validated in a UK
34 population or a population that is similar to UK demographics.

35
36 **Psychometric data:** the instrument should have established reliability and validity.
37 In addition, it should have been tested against a gold standard assessment of
38 violence and aggression (direct observation and recording of events), for which
39 sensitivity and specificity is reported or able to be calculated. The sensitivity of an
40 instrument refers to the probability that it will produce a true positive result when
41 given to a population with the target disorder (as compared to a reference or “gold
42 standard”). The specificity of an instrument refers to the probability that a test will
43 produce a true negative result when given to a population without the target
44 disorder (as determined by a reference or “gold standard”). When evaluating the
45 sensitivity and specificity of the different instruments, the GDG examined both in

1 tandem and used the following definitions as a general rule-of-thumb: values above
2 0.9 were defined as 'excellent', 0.8 to 0.9 as 'good', 0.5 to 0.7 as 'moderate', 0.3 to 0.4
3 as 'low', and less than 0.3 as 'poor'.

4
5 The qualities of a particular tool can be summarised in a receiver operator
6 characteristic (ROC) curve, which plots sensitivity (expressed as a proportion)
7 against (1-specificity). Finally, positive (LR+) and negative (LR-) likelihood ratios are
8 thought not to be dependent on prevalence. LR+ is calculated by sensitivity/(1-
9 specificity) and LR- is (1-sensitivity)/specificity. A value of LR+ >5 and LR- <0.3
10 suggests the test is relatively accurate (Fischer *et al.*, 2003).

11
12 See Chapter 3 for further information about the methodology used for this review.

13 **4.4.2 Studies considered⁷**

14 For the review of prediction instruments (see Table 8 for the review protocol), 10
15 studies (N = 1,659) met the eligibility criteria: Abderhalden 2004 (Abderhalden *et al.*,
16 2004), Abderhalden 2006 (Abderhalden *et al.*, 2006), Almvik 2000 (Almvik *et al.*,
17 2000) Barry-Walsh 2009 (Barry-Walsh *et al.*, 2009), Chu 2013a (Chu *et al.*, 2013),
18 Griffith 2013 (Griffith *et al.*, 2013), McNeil 2000 (McNeil *et al.*, 2000), Ogloff 2006
19 (Ogloff & Daffern, 2006), Vojt 2010 (Vojt *et al.*, 2010), Yao 2014 (Yao *et al.*, 2014). All
20 were published in peer-reviewed journals between 2000 and 2014. In addition, 528
21 studies failed to meet eligibility criteria for the guideline. Further information about
22 both included and excluded studies can be found in Appendix 13.

23
24 Of the 10 eligible studies, six (Abderhalden 2004, Abderhalden 2006, Almvik 2000,
25 Chu 2013a, McNeil 2000, Yao 2014) included sufficient data to be included as
26 evidence. As the reference standard, three studies (Abderhalden 2004, Abderhalden
27 2006, Almvik 2000) used the Staff Observation of Aggression Scale Revised (SOAS-R)
28 or a modification of this to record all violent and aggressive incidents in the shift
29 following the index test. Two studies (Chu 2013a, McNeil 2000) used the Overt
30 Aggression Scale (OAS), and violence data and preventive measures were
31 concurrently collected from nursing records and case reports by one study (Yao
32 2014).

33 **4.4.3 Prediction instruments included in the review**

34 Data were available for two actuarial prediction instruments: the Brøset-Violence-
35 Checklist (BVC; (Almvik & Woods, 1998)), the Dynamic Appraisal of Situational
36 Aggression – Inpatient Version (DASA-IV) (Ogloff & Daffern, 2002). In addition, the
37 Clinical Scale from the Historical, Clinical, and Risk Management (HCR-20) (Webster
38 *et al.*, 1997) structured clinical judgment instrument was assessed in one study. See
39 Table 16 for further information about each instrument.

40

⁷Here and elsewhere in the guideline, each study considered for review is referred to by a study ID (primary author and date of study publication, except where a study is in press or only submitted for publication, then a date is not used).

Table 16: Summary of characteristics for each included prediction instrument

Instrument	Instrument information	Time to administer	Published reliability
Brøset-Violence-Checklist (BVC)	Scale: 6 items Score: 0-6 Cut-off: ≥ 2 or 3 Format: pen and paper Behaviour measured: confusion, irritability, boisterous, verbal threats, physical threats, and attacks towards objects	< 5 min	Inter-rater reliability: Kappa = 0.44 ¹
Dynamic Appraisal of Situational Aggression - Inpatient Version (DASA-IV)	Scale: 7 items Score: 0-7 Cut-off: ≥ 2 or 3 Format: pen and paper Behaviour measured: negative attitudes and impulsivity (from the HCR-20), irritability and verbal threats (from the BVC), and sensitive to perceived provocation, easily angered when requests are denied and unwillingness to follow directions	< 5 min	Inter-rater reliability: ICC = 0.91 ²
The Historical, Clinical, and Risk Management (HCR-20) - Clinical scale (C-5)	Scale: 5 items Score: Cut-off: ≥ 2 or 3 Format: pen and paper Behaviour measured: lack of insight, negative attitudes, active symptoms of major mental illness, impulsivity, unresponsiveness to treatment	< 5 min	Inter-rater reliability: ICC = 0.65 ³
Note. SU = service user. ¹ Almvik et al. (2000) ² Chu et al. (2012) ³ Claix et al. (2002)			

1

2 4.4.4 Evidence for prediction instruments

3 All studies reported below had generally a low risk of bias, except for the domain
4 covering the reference standard, which was assessed by staff who also completed the
5 instrument being investigated (see Appendix 11 for further information).

6

7 In four studies of 679 adults in an inpatient or forensic setting, the BVC using a cut-
8 off of ≥ 2 had a pooled sensitivity of 0.71 (95% CI, 0.61 to 0.80) and specificity of 0.89
9 (95% CI, 0.87 to 0.91) and AUC = 0.93; Pooled LR+ = 7.71 (95% CI, 6.20 to 9.59), I^2 =
10 0%; Pooled LR- = 0.32 (95% CI, 0.24 to 0.44), I^2 = 0%.

11

12 In four studies of 870 adults in an inpatient or forensic setting, the BVC using a cut-
13 off of ≥ 3 had a pooled sensitivity of 0.60 (95% CI, 0.52 to 0.67) and specificity of 0.93
14 (95% CI, 0.92 to 0.94) and AUC = 0.85; Pooled LR+ = 8.74 (95% CI, 7.25 to 10.53), I^2 =
15 0%; Pooled LR- = 0.44 (95% CI, 0.37 to 0.53), I^2 = 0%.

16

1 In one study of 300 adults in an inpatient setting, the BVC combined with a visual
2 analogue scale using a cut-off of ≥ 7 had a sensitivity of 0.68 (95% CI, 0.59 to 0.76)
3 and specificity of 0.95 (95% CI, 0.94 to 0.96).
4

5 In one study of 300 adults in an inpatient setting, the DASA using a cut-off of ≥ 2 had
6 a sensitivity of 0.88 (95% CI, 0.62 to 0.98) and specificity of 0.59 (95% CI, 0.45 to 0.72)
7 and LR+ = 2.15; LR- = 0.21.
8

9 In one study of 300 adults in an inpatient setting, the DASA using a cut-off of ≥ 3 had
10 a sensitivity of 0.81 (95% CI, 0.54 to 0.96) and specificity of 0.69 (95% CI, 0.54 to 0.80)
11 and LR+ = 2.58; LR- = 0.27.
12

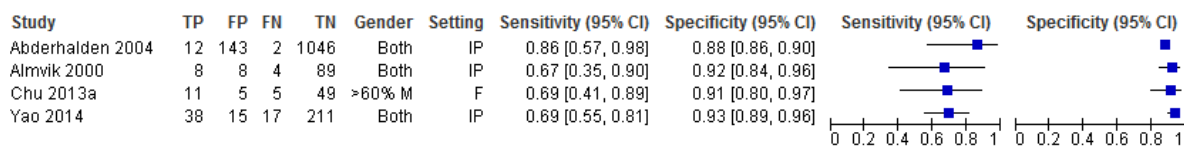
13 In one study of 70 adults in a forensic setting, the HCR-20 Clinical Scale using a cut-
14 off of ≥ 3 had a sensitivity of 0.88 (95% CI, 0.62 to 0.98) and specificity of 0.41 (95%
15 CI, 0.28 to 0.55) and LR+ = 1.48; LR- = 0.31.
16

17 In one study of 70 adults in a forensic setting, the HCR-20 Clinical Scale using a cut-
18 off of ≥ 4 had a sensitivity of 0.81 (95% CI, 0.54 to 0.96) and specificity of 0.52 (95%
19 CI, 0.38 to 0.66) and LR+ = 1.69; LR- = 0.36.
20

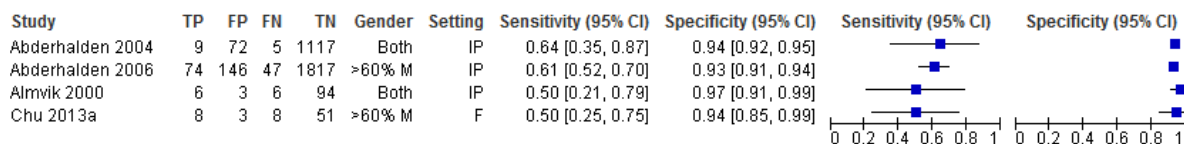
21 For comparison, one study of 470 adults in an inpatient setting that evaluated
22 unstructured clinical judgement is included here. When doctors and nurses
23 independently agreed about the risk, the sensitivity was 0.17 (95% CI, 0.09 to 0.29)
24 and specificity was 0.99 (95% CI, 0.97 to 0.99), and LR+ = 11.86; LR- = 0.84. When
25 doctors and nurses did not agree, the sensitivity was 0.31 (95% CI, 0.20 to 0.44) and
26 specificity was 0.93 (95% CI, 0.90 to 0.95), and LR+ = 4.62; LR- = 0.74.
27

1 **Figure 1: Forest plot of sensitivity and specificity for instruments used to predict**
 2 **violence in the short-term**

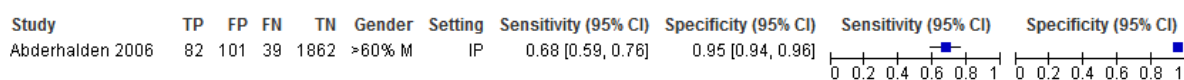
BVC >=2 cut-off (short-term violence)



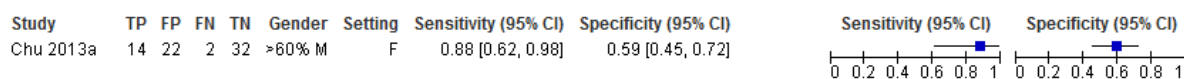
BVC >=3 cut-off (short-term violence)



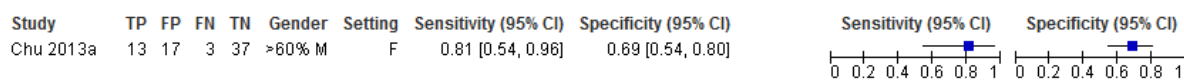
BVC-VAS >=7 cut-off (short-term violence)



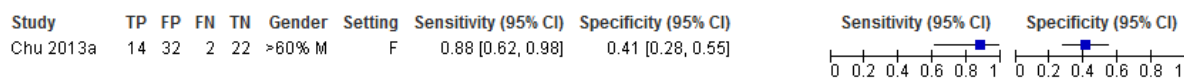
DASA >=2 cut-off (short-term violence)



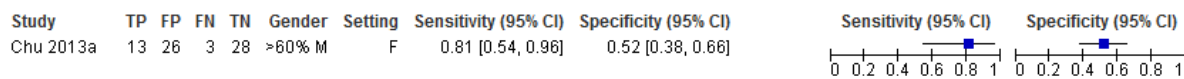
DASA >=3 cut-off (short-term violence)



HCR-20 Clin scale >=3 cut-off (short-term violence)

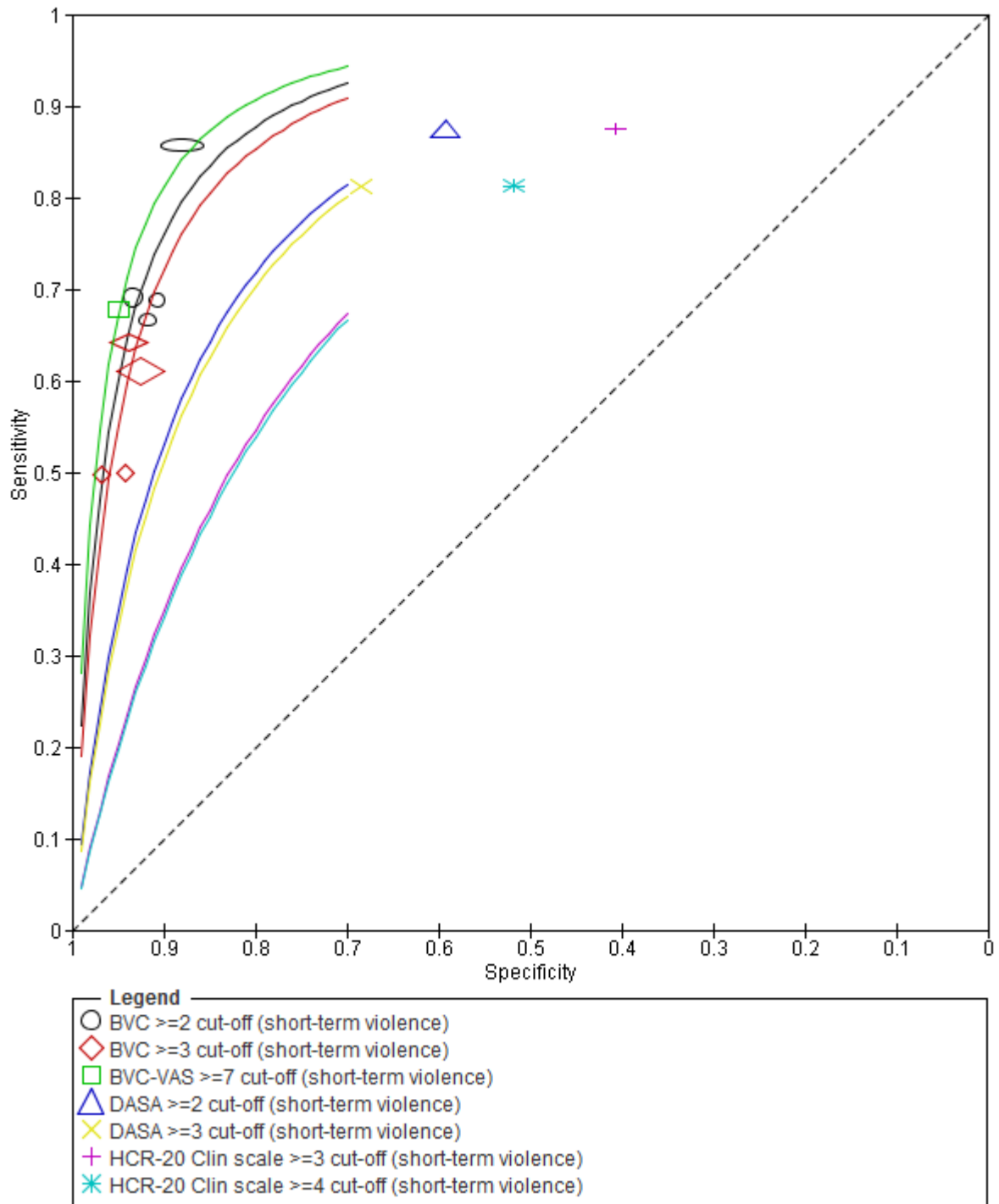


HCR-20 Clin scale >=4 cut-off (short-term violence)



3
4
5

1 **Figure 2: Summary receiver operator characteristic (ROC) curve for the prediction**
2 **of violence in the short-term**



3
4
5

1

2

3 **Figure 3: Forest plots of pooled sensitivity and specificity for the BVC used to**
4 **predict violence in the short-term (cut-off ≥ 2)**

5

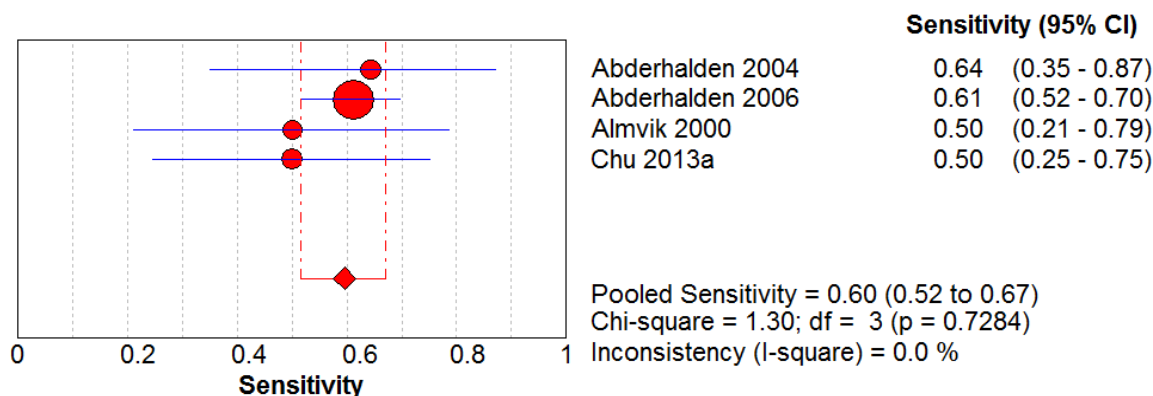
6

7

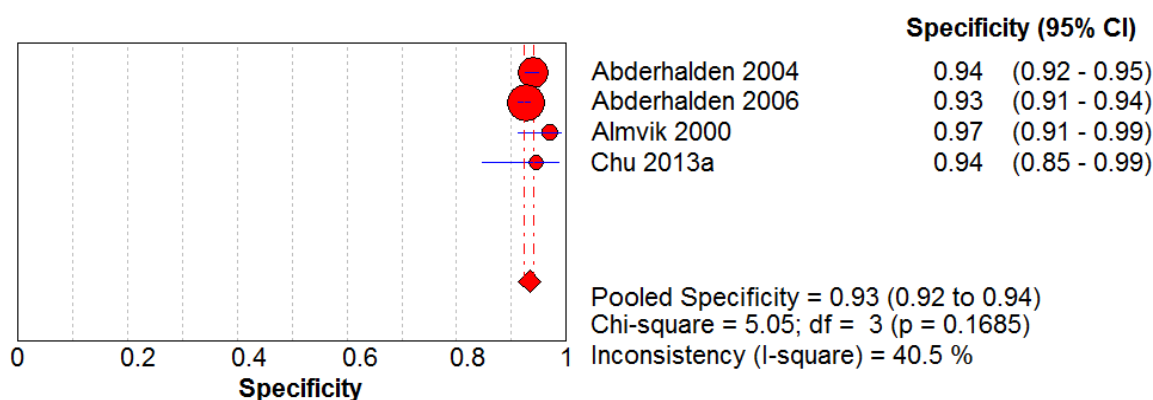
8

1 **Figure 4: Forest plots of pooled sensitivity and specificity for the BVC used to**
 2 **predict violence in the short-term (cut-off ≥ 3)**

3



4



5

6

7 **4.4.5 Health economics evidence**

8 No studies assessing the cost effectiveness of prediction instruments for violent and
 9 aggressive behaviour by mental health service users in health and community care
 10 settings were identified by the systematic search of the economic literature. Details
 11 on the methods used for the systematic review of the economic literature are
 12 described in Chapter 3.

13

14 A case identification model that would model the health and cost consequences of
 15 risk prediction of violent and aggressive incidents by mental health service users
 16 was considered to be useful; nevertheless, the available clinical and cost data were
 17 not of sufficient quality to populate an informative model.

18 *Economic evidence statement*

19 No relevant economic evaluations were identified. Moreover, no economic
 20 modelling was possible to undertake in this area.

21

1 4.5 LINKING EVIDENCE TO RECOMMENDATIONS

2 4.5.1 Risk factors and prediction of violence and aggression

3 *Relative value placed on the outcomes considered*

4 For the review of risk factors, the association between a risk factor and the
5 occurrence of violence/aggression (controlling for other factors) was the outcome of
6 interest. Therefore, only studies that used a multivariate model to determine factors
7 that were independently associated with violence were included. For the review of
8 prediction instruments, sensitivity and specificity of each instrument was primarily
9 used to assess test accuracy. In addition, the AUC and negative and positive
10 likelihood ratios were examined.

11 *Trade-off between clinical benefits and harms*

12 For the review of risk factors, seven studies (out of 13) with a total of just under 4,000
13 participants were included in the analysis. Of these, five included adult participants
14 in an inpatient setting, and two included adult participants in a community setting.
15 All but one study, which was conducted in Taiwan, were conducted in Westernised
16 countries. Most participants were diagnosed with schizophrenia or bipolar disorder
17 and, on average, two-thirds were male.

18
19 In inpatient settings for adults, the most notable finding was the paucity of evidence
20 from studies that used multivariate models to establish which factors were
21 independently associated with violence and aggression. With regard to demographic
22 and premorbid factors only age and gender were included in more than one study,
23 and no conclusion could be reached based on the evidence. Regarding criminal
24 history factors, no individual factors were included in more than one study.
25 Nevertheless, the evidence did support previous reviews, suggesting that recent and
26 lifetime history of violence is an independent risk factor. With regard to
27 psychopathological risk factors, again, few factors were included in more than one
28 study, but diagnosis of schizophrenia and later onset of a psychotic disorder were
29 associated with increased risk. With regard to treatment-related factors, two studies
30 suggested duration of hospitalisation was unlikely to be a risk factor, and the largest
31 study reported referral by a crisis intervention team, referral by home staff (for those
32 living in supported housing), and involuntary admission were independent risk
33 factors. In community settings for adults, the only factors demonstrated to be risk
34 factors in both studies were history of being victimised and recent drug use. Other
35 risk factors demonstrated in one study were history of violence – for women only –
36 and conviction for a non-violent offence. In women, African-Caribbean ethnicity was
37 also an independent risk factor for violence. Based on this evidence and the GDG's
38 expert opinion, several recommendations were made about assessing and managing
39 the risk of violence and aggression (see discussion below under *other considerations*
40 for further rationale).

41
42 For the review of prediction instruments, the evidence suggested that the BVC using
43 a cut-off of 2 or more has the best trade-off between sensitivity and specificity.

1 Pooled likelihood ratios indicate that the test is relatively accurate. The BVC
2 combined with a visual analogue scale (cut-off ≥ 7) has similar sensitivity and
3 specificity. The DASA has poorer accuracy than the BVC, but still has good
4 sensitivity and moderate specificity. The HCR-20 Clinical Scale has good sensitivity
5 but only low specificity. These findings need to be contrasted with unstructured
6 clinical judgement, which was shown to have poor sensitivity even when both a
7 doctor and nurse agreed about each service user's risk of short-term violence. The
8 GDG agreed that prediction instruments should not be used to grade risk (for
9 example, as low, medium, high), but rather as part of an approach to monitor and
10 reduce incidents of violence and aggression and to help develop a risk management
11 plan in inpatient settings. Recommendations were then drafted in light of the
12 knowledge that incorrectly assessing a service user as high risk could harm the
13 therapeutic relationship.

14 *Trade-off between net health benefits and resource use*

15 As the costs and consequences of violent events are substantial, there are clear
16 resource and quality of life implications associated with prediction instruments that
17 allow prevention and containment.

18
19 From the clinical review, the use of prediction instruments based on risk factors does
20 appear to offer utility over clinical opinion alone. Given the potentially serious
21 clinical and cost consequences of violent and aggressive incidents, any improvement
22 in the management of an event due to prescience is considered likely to be cost
23 effective.

24 *Quality of the evidence*

25 For the review of risk factors, across the inpatient studies and across the community
26 studies, the samples do appear to represent the population of interest and therefore
27 the risk of bias associated with this factor was judged to be low. However, all but
28 one inpatient and one community study were conducted outside the UK. With
29 regard to loss to follow-up, poor reporting made it difficult to judge whether any
30 loss was unrelated to key characteristics of the sample. With regard to measurement
31 of risk factors and violence and aggression, the potential for bias was judged to be
32 low because of the methods used. With regard to confounders and statistical
33 analysis, only studies using an appropriate multivariate analysis were included in
34 the evidence, and therefore the risk of bias was judged to be low.

35
36 For the review of prediction instruments, for all studies included in the statistical
37 analysis the risk of bias was generally low. However, in all studies the reference
38 standard was assessed by staff who also completed the instrument being
39 investigated. This issue is well discussed in the literature and potentially leads to a
40 false positive test rate that is exaggerated because the observed behaviour itself will
41 usually lead to staff taking action to prevent violent behaviour.

1 *Other considerations*

2 Taking into account the evidence presented in this chapter, the GDG also reviewed
3 the recommendations from the previous guideline and judged, based on their expert
4 opinion, that several recommendations were still relevant and of value but would
5 need redrafting in the light of the current context, a widening of the scope, and latest
6 NICE style for recommendations.

7
8 Following this approach, the GDG agreed, using consensus methods described in
9 Chapter 3, a framework for anticipating violence and aggression in inpatient wards.
10 It was also agreed that it was good practice that risk assessment and risk
11 management should be undertaken using a multidisciplinary approach, and that
12 staff undertaking assessments of the risk of violence and aggression should be
13 culturally aware. The GDG also saw the benefit or recommending that risk
14 assessments and management plans should be regularly reviewed in the event that
15 the nature of the risk had changed. Finally, following discussion about modifications
16 to recommendations about risk assessment for community and primary care
17 settings, the GDG wished to emphasise that staff working in these settings should
18 share information from risk assessment with other services, partner agencies such as
19 the police and probation services, and with the person's carer if there are risks to
20 them.

21 **4.6 RECOMMENDATIONS**

22 **4.6.1 Risk factors and prediction**

23 *A framework for anticipating and reducing violence and aggression on*
24 *inpatient wards*

25 **4.6.1.1** Use the following framework to anticipate violence and aggression in
26 inpatient wards, exploring each domain to identify ways to reduce violence
27 and aggression and the use of restrictive interventions.

- 28 • Ensure that the staff work as a therapeutic team by using a positive
29 and encouraging approach, maintaining staff emotional regulation
30 and self-management (see recommendation 5.7.1.36) and
31 encouraging good leadership).
- 32 • Ensure that service users are offered appropriate psychological
33 therapies, physical activities, and leisure pursuits such as film clubs
34 and reading or writing groups.
- 35 • Recognise possible teasing, bullying, unwanted physical contact or
36 miscommunication between service users.
- 37 • Recognise how each service user's mental health problem might
38 affect their behaviour (for example, their diagnosis, severity of
39 illness, current symptoms and past history of violence or
40 aggression).
- 41 • Anticipate the impact of the regulatory process on each service user
42 (for example, being formally detained, having leave refused,

- 1 having a failed detention appeal or being in a very restricted
2 environment such as a low-, medium- or high-secure hospital).
- 3 • Improve or optimise the physical environment (for example, use
4 unlocked doors whenever possible, enhance the décor, simplify the
5 ward layout and ensure easy access to outside spaces and privacy).
 - 6 • Anticipate that restricting a service user's liberty and freedom of
7 movement (for example, not allowing service users to smoke or to
8 leave the building) can be a trigger for violence and aggression.
 - 9 • Anticipate and manage any personal factors occurring outside the
10 hospital (for example, family disputes or financial difficulties) that
11 may affect a service user's behaviour.

12 *Assessing and managing the risk of violence and aggression*

13 **4.6.1.2** Use a multidisciplinary approach to risk assessment and risk management
14 that reflects the care setting.

15 **4.6.1.3** Before assessing the risk of violence or aggression:

- 16 • Take into account previous violent or aggressive episodes because
17 these are associated with an increased risk of future violence and
18 aggression.
- 19 • Do not make negative assumptions based on culture, religion or
20 ethnicity.
- 21 • Recognise that unfamiliar cultural practices and customs could be
22 misinterpreted as being aggressive.
- 23 • Ensure that the risk assessment will be objective and take into
24 account the degree to which the perceived risk can be verified.

25 **4.6.1.4** Carry out the risk assessment in an interview with the service user and, if
26 they agree, their carer. If there is a risk that the service user could become
27 violent or aggressive, set out approaches that address service user-related
28 domains in the framework (see recommendation 4.6.1.1) and:

- 29 • the contexts in which violence and aggression tend to occur
- 30 • usual manifestations and factors likely to be associated with the
31 development of violence and aggression
- 32 • primary prevention strategies that focus on improving quality of
33 life and meeting the service user's needs
- 34 • symptoms or feelings that may lead to violence and aggression,
35 such as anxiety, agitation, disappointment, jealousy and anger, and
36 secondary prevention strategies focusing on these symptoms or
37 feelings
- 38 • de-escalation techniques that have worked effectively in the past
- 39 • restrictive interventions that have worked effectively in the past,
40 when they are most likely to be necessary and how potential harm
41 or discomfort can be minimised.

- 1 **4.6.1.5** Consider using an actuarial prediction instrument such as the BVC (Brøset
2 Violence Checklist) or the DASA-IV (Dynamic Appraisal of Situational
3 Aggression – Inpatient Version), rather than unstructured clinical judgement
4 alone, to monitor and reduce incidents of violence and aggression and to
5 help develop a risk management plan in inpatient settings.
- 6 **4.6.1.6** Regularly review risk assessments and risk management plans, addressing
7 the service user and environmental domains listed in recommendation
8 4.6.1.1 and following recommendations 4.6.1.3 and 4.6.1.4. The regularity of
9 the review should depend on the assessment of the level of risk. Base care
10 plans on accurate and thorough risk assessments.
- 11 **4.6.1.7** If service users are transferring to another agency or care setting, or being
12 discharged, share the content of the risk assessment with staff in the relevant
13 agencies or care settings, and with carers.

14 *Managing violence and aggression*

- 15 **4.6.1.8** After a risk assessment has been carried out, staff working in community
16 and primary care settings should:
- 17 • share the risk assessment with other health and social care services
18 and partner agencies (including the police and probation service)
19 who may be involved in the person's care and treatment, and with
20 carers if there are risks to them
 - 21 • be aware of professional responsibilities in relation to limits of
22 confidentiality and the need to share information about risks.

23 **4.7 RESEARCH RECOMMENDATIONS**

- 24 **4.7.1.1** What is the effect of detention under the Mental Health Act on rates of
25 incidence of violence and aggression in inpatient psychiatric wards?
- 26 **4.7.1.2** Are Safewards and/or short term risk assessment effective ways to reduce
27 rates of inpatient aggression?
- 28

5 PRE- AND IMMEDIATELY PRE-EVENT

5.1 INTRODUCTION

The occurrence of a violent incident is generally portrayed as the culmination of a gradually escalating behaviour pattern, starting with restlessness, moving through agitation and irritability, through verbal aggression, gestures, threats, damage to objects in the surrounding area and culminating in an assault. When such a gradually developing behaviour pattern is seen, it allows most scope for prevention, diversion and de-escalation. Several short term frequent risk assessment and prevention methods are based on this 'escalation cycle', which has some clear validity.

Initial triggers of these assaults may be internal to the service user, based on their perception of the environment potentially shaped by delusions, hallucinations, confusion, disorientation, and misperception. Or they may be responding to irritating behaviour from others around them. Common triggers from staff interventions are denial of a request, or a demand to do or cease some activity. The symptomatic behaviours of other patients can also trigger violence as they may be intrusive or hard to tolerate. A service user's ability to handle frustration may be severely weakened by their mental disorder or current symptoms, making an aggressive response more likely than if they were well.

However, far from all incidents arise so slowly and signalled so clearly so as to allow time for diversion or de-escalation. Some occur suddenly and without warning, perhaps during close personal care. Other attacks apparently occur out of the blue without any clear provocation, and any escalation might be both fast and brief. Where there is a clear and gradual pattern of escalation, staff have the opportunity to implement actions previously agreed with the service user as most likely to help them relax, de-escalate and reach a calmer state of mind. Where there is no warning and violent behaviour has to be immediately managed, staff can, if feasible, use those management methods previously agreed with the service user as being most acceptable. These previous agreements are generally known as 'advance directives'.

Thankfully the vast majority of incidents are of low severity. Nevertheless, some assaults on staff or between patients are serious and severe. Very rarely it is clear that such an attack has been planned in advance by the service user or is deliberately targeted on one individual, weapons may have been fashioned in advance or plans for distractions put in place. Occasionally long term injury is caused, and deaths are not completely unknown.

5.1.1 Training programmes

Specific training courses on the prevention and management of aggression, initially called Control and Restraint or C&R, first emerged in the inpatient psychiatric care

1 setting in the 1980s, being at first derived from so called 'Home Office approved'
2 training courses in the UK prison system. These courses were first taken up by staff
3 working in the High Security Psychiatric Hospitals and then passed on to generic
4 district mental health services. Prior to these courses, manual restraint was carried
5 out in an unskilled, ad hoc manner by assembling large numbers of nurses who
6 surrounded the patient and who, on a signal of the person in charge, seized hold of
7 the patient and overpowered them. C&R courses brought standardisation and
8 skilled practice to this situation, and were within a matter of ten years being
9 universally provided in the form of five day courses and annual one day updates to
10 all staff (nurses and health care assistants) working in inpatient areas. These courses
11 quickly spread from the UK to other European countries, while other similar courses
12 were arising in North America.

13

14 The content of such courses included legal aspects, ethics, prevention strategies, and
15 management (breakaway and manual restraint). All components have varied over
16 time and between providers and countries, making any overall evaluation of
17 'training' impossible. As many courses in the UK and elsewhere are commercially
18 provided, it is not even possible to accurately describe what is taught, as there is no
19 publication of curricula, no common manual of taught techniques, no quality
20 control, no national reporting systems for injuries related to techniques, and no way
21 to say how or how well it is taught, and to what standards it is assessed.

22

23 Potential criteria for the outcome of training are also varied, from use of restraint
24 only in legal and ethical circumstances (never evaluated or reported), through
25 reductions in violent incident rates following investments in training (frequently
26 reported) or frequency of use of manual restraint (never reported), to reductions in
27 staff and patient injuries (seldom reported). The most frequently reported outcome
28 of training is confidence in handling violent situations, and while this clearly
29 increases it is not known how this relates to any of the more important outcomes
30 such as the frequency of violent incidents or the use of restraint. What is known is
31 that retention of the taught skills by trainees is far from perfect (Dickens et al., 2006).
32 There are no published randomised controlled trials evaluating such training
33 packages, but their provision remains a practical necessity for staff to handle
34 extremely disturbed patients in an organised and planned way.

35 **5.1.2 Management strategies**

36 Superimposed on the type of training provision described above are a number of
37 management strategies designed to reduce the frequency of use of seclusion and
38 mechanical/manual restraint, and/or to reduce the frequency of violent incidents on
39 inpatient wards. All of these contain some element of training, to a greater or lesser
40 degree. Most notable amongst these are the use of short term risk assessment tools
41 (considered elsewhere in the guideline); Six Core Strategies; Safewards; and positive
42 behavioural support. Each of these initiatives has multiple components and there
43 exists varying degrees of overlap between them.

44

1 The Six Core Strategies for Reducing Seclusion and Restraint Use[©] were authored by
2 Kevin Ann Huckshorne in the US (National Technical Assistance Center of the
3 National Association of State Mental Health Program Directors). At their point of
4 first codification, there had been on-going efforts for some years in the US to reduce
5 the use of seclusion and mechanical restraint. Such methods had come to be seen as
6 aversive, traumatising and being used excessively. The Six Core Strategies attempted
7 to describe the common features of successful seclusion and restraint reduction
8 programmes, so that hospitals attempting to do the same in future could do so more
9 reliably and successfully. Given the nature of its origin, Six Core Strategies was not
10 based around a single idea or theory, but represented a collection of what was best
11 validated by experience at the time of its definition. The six strategies are: senior
12 management commitment to change, auditing local practice to inform change,
13 workforce development including extensive training, the use of seclusion and
14 restraint reduction tools, increased consumer involvement, and debriefing
15 techniques.

16
17 Safewards was defined in the UK by Len Bowers (Bowers, 2014; Bowers et al., 2014)
18 and arose out of a lengthy research programme on conflict (behaviours likely to
19 cause harm to the patient or others: aggression, self-harm, suicide, drug/alcohol use,
20 absconding, rule breaking and medication refusal) and containment (actions by the
21 staff to prevent or minimise harm: p.r.n. medication, special observation, coerced IM
22 medication, seclusion, manual restraint, show of force and time out) in inpatient
23 care. The Safewards Model was defined from the findings of this research program
24 and a thorough review of all previous literature. From the Safewards Model a subset
25 of ten small interventions (out of many possibilities) were subject to a randomised
26 controlled trial, and are now being implemented in many hospitals in the UK.
27 Safewards implementation requires minimal training.

28
29 Positive behavioural Support (PBS) is the only one of the models originating in the
30 Learning Disability field (Johnston et al., 2006). It seems to have emerged in the US
31 in the late 1990s, but is composed of many previous common elements and strands
32 in Learning Disability care, particularly the management of ‘challenging behaviour’
33 and the use of skills training and interventions based on functional analysis. It
34 includes environmental adjustment, skills training for patients, enriching patients’
35 quality of life as well as various behavioural strategies. It is only now being
36 suggested as applicable to inpatient psychiatry via guidance from the English
37 Department of Health (2014a).

38 **5.2 REVIEW PROTOCOL**

39 The review protocol summary, including the review questions and the eligibility
40 criteria used for this section of the guideline, can be found in Table 17 (prevention
41 strategies), Table 18 (advance directives), Table 19 (substance misuse). A complete
42 list of review questions can be found in Appendix 5; further information about the
43 search strategy can be found in Appendix 10; the full review protocols can be found
44 in Appendix 9.

Table 17: Clinical review protocol summary for the review of prevention strategies

Component	Description
Review questions	<p>Pre-event:</p> <p>2.5 Do observation techniques, used to pre-empt or prevent violent and aggressive behaviour by mental health service users in an inpatient setting, produce benefits that outweigh possible harms when compared to an alternative approach?</p> <p>2.6 Do modifications to the environment (physical and social) of health and community care settings, used to reduce the risks of violent and aggressive behaviour by mental health service users, produce benefits that outweigh possible harms when compared to an alternative approach?</p> <p>2.7 Do management strategies (including staffing levels and IT systems), used to reduce the risks of violent and aggressive behaviour by mental health service users, produce benefits that outweigh possible harms when compared to an alternative approach?</p> <p>2.8 Do training programmes for the use of interventions designed to prevent and manage violent and aggressive behaviour by mental health service users in health and community care settings, for staff, and for staff and service users combined, produce benefits that outweigh possible harms when compared to an alternative management strategy?</p> <p>Immediately pre-event:</p> <p>3.2 Do observation techniques used to pre-empt or prevent imminent violent and aggressive behaviour by mental health service users in an inpatient setting produce benefits that outweigh possible harms when compared to an alternative management strategy?</p> <p>3.3 Do personal and institutional alarms, CCTV and communication devices used to alert staff to imminent violent and aggressive behaviour by mental health service users in health and community care settings produce benefits that outweigh possible harms when compared to an alternative management strategy?</p> <p>3.4 What principles of practice are necessary to ensure the effectiveness of personal and institutional alarms, CCTV and communication devices in reducing violent and aggressive behaviour by mental health service users in health and community care settings when compared to an alternative management strategy?</p> <p>3.5 Do de-escalation methods used to prevent imminent violent and aggressive behaviour by mental health service users in health and community care settings produce benefits that outweigh possible harms when compared to an alternative management strategy?</p> <p>3.6 Does p.r.n. (pro re nata) medication used to prevent imminent violent and aggressive behaviour by mental health service users in health and community care settings produce benefits that outweigh possible harms when compared to an alternative management strategy?</p>
Population	Mental health service users (excluding people with dementia, learning disabilities, and women with mental health disorders during pregnancy and the postnatal period; these are covered by existing or guidelines in development)
Intervention(s)	<ul style="list-style-type: none"> • Observation techniques • Modifications to the environment • Management strategies • Personal and institutional alarms • De-escalation methods • p.r.n. medication
Comparison	Usual care or other alternative management strategies

Context	Health and community care settings (RQ2.5 & 3.2: Inpatient settings only).
Critical outcomes	Any reported measures of safety, effectiveness and experience relevant to the prevention of violence and aggression
Study design	Any
<i>Note.</i> RQ = review question.	

1
2**Table 18: Clinical review protocol summary for the review of advance decisions and statements**

Component	Description
Review question(s)	Pre-event: 2.9 What role should advance decisions and statements play in the prevention of violence and aggression by mental health service users in health and community care settings? Immediately pre-event: 3.1 What role should advance decisions and statements play in the management of imminent violence and aggression by mental health service users in health and community care settings?
Population	Mental health service users (excluding people with dementia, learning disabilities, and women with mental health disorders during pregnancy and the postnatal period; these are covered by existing or guidelines in development)
Intervention	Advance decisions and statements
Comparison	Usual care or other alternative management strategies
Context	Health and community care settings
Critical outcomes	Any reported measures of safety, effectiveness and experience relevant to the prevention of violence and aggression
Study design	Any

3
4**Table 19: Clinical review protocol summary for the review of substance misuse**

Component	Description
Review question(s)	2.11 What is the most appropriate method of recognition and management of substance misuse in mental health service users with violent and aggressive behaviour in health and community care settings?
Population	Mental health service users (excluding people with dementia, learning disabilities, and women with mental health disorders during pregnancy and the postnatal period; these are covered by existing or guidelines in development)
Intervention	Recognition and management of substance misuse
Comparison	Any relevant
Context	Health and community care settings
Critical outcomes	Any reported measures of safety, effectiveness and experience relevant to the recognition and management of substance misuse
Study design	Any

5
6

1 **5.3 INPATIENT SETTINGS**

2 **5.3.1 Introduction**

3 Violent incidents are more likely to occur in inpatient settings, in particular acute
4 admission wards and some other speciality areas. This is because patients are more
5 acutely ill, therefore more likely to misinterpret what is going on around them as
6 well as being less able to control their impulses. It is also because these highly ill
7 patients are in an environment in close proximity with each other, and because that
8 environment is highly regulated. Finally, as many inpatients are admitted because
9 they are known to be a risk to others when ill, and are detained against their will
10 under the Mental Health Act 1983, they are already angry and frustrated. In
11 combination these factors can produce a tense atmosphere that provides many
12 potential triggers to aggression. It is a tribute to staff that actual physical aggression
13 to others is as rare as it currently is.

14
15 Whilst violence is a higher risk in inpatient areas, it is also the location with the most
16 skilled staff in the highest numbers. These staff can act in ways that avert aggression
17 from occurring through the avoidance of flashpoints, distraction, skilled
18 communication and patient management. Speedy and efficacious medical treatment
19 can also reduce symptoms and therefore risk of aggression. However, should
20 aggression be imminent or actually occur, staff require the necessary skills to
21 manage the patients so as to prevent harm to the aggressor, other patients and the
22 staff themselves, whilst maintaining the aggressor's dignity and respect and
23 minimising any coercion applied.

24 **5.3.2 Studies considered⁸**

25 For the review of prevention strategies in inpatient settings (see Table 17 for the
26 review protocol), in addition to the review conducted for the previous guideline, six
27 systematic reviews were judged to be eligible: Bowers 2011 (Bowers et al., 2011b);
28 Johnson 2010 (Johnson, 2010); Livingston 2010 (Livingston et al., 2010); Manna 2010
29 (Manna, 2010); Stewart 2010a (Stewart et al., 2010); van der Merwe 2009 (Van Der
30 Merwe et al., 2009). In addition, a Cochrane review, Sailas 2012 (Sailas & Fenton,
31 2012), which examined RCT evidence for seclusion and restraint (including the use
32 of management strategies) identified only two trials that were awaiting
33 classification. Hence, Sailas 2012 is not considered further. Eleven additional primary
34 studies also met eligibility criteria: Ashcraft 2008 (Ashcraft & Anthony, 2008);
35 Bjorkdahl 2013 (Bjorkdahl et al., 2013); Bowers (Bowers et al.); Feeney 2007 (Feeney
36 et al., 2007); Laker 2010 (Laker et al., 2010); Lee 2012 (Lee et al., 2012); Putkonen 2013
37 (Putkonen et al., 2013); Steinert 2008 (Steinert et al., 2008); Sutton 2013 (Sutton et al.,
38 2013); Vaaler 2005 (Vaaler et al., 2005); van der Schaaf 2013 (Van Der Schaaf et al.,
39 2013).

⁸ Here and elsewhere in the guideline, each study considered for review is referred to by a study ID (primary author and date of study publication, except where a study is in press or only submitted for publication, then a date is not used).

1 No studies were identified that reviewed the use of advance decisions and
2 statements or substance misuse within an inpatient setting. In addition, 528 studies
3 failed to meet eligibility criteria for the guideline. Further information about both
4 included and excluded studies can be found in Appendix 13.

5 *Prevention strategies*

6 **Observation techniques**

7 With regard to observation, in the previous guideline review, 11 studies were
8 included (N~400). Of these, two studies provided sufficient evidence to evaluate
9 effectiveness. A further three studies provided limited evidence about experience
10 (staff and service user). In the update search, two reviews met the inclusion criteria;
11 the first examined the efficacy of formal observation as a risk prevention tool
12 (Manna, 2010); the second considered the outcomes and experiences associated with
13 special observation (Stewart et al., 2010) (see Table 20).

14
15

Table 20: Study information table for systematic reviews evaluating observation techniques (inpatient setting)

	CG25	Manna 2010	Stewart 2010a
Review question/ Aim	Are psychosocial techniques, such as observation, effective and appropriate in terms of pre-empting and preventing disturbed/violent and potentially violent situations?	To determine the efficacy of formal observation as a strategy to prevent potential harm.	To examine the incidence, duration, antecedents, outcomes and temporal ecology of special observation.
Method used to synthesise evidence	Narrative synthesis	Narrative synthesis	Narrative synthesis
Design of included studies	Expert opinion, non-analytic studies (case reports, case series).	Observational studies	Observational studies
Dates searched	Inception to 2002/3	1996 to 2009	1960 to 2009
Electronic databases	MEDLINE , EMBASE, PsycINFO, CINAHL	PubMed, CINAHL, Cochrane Database of Systematic Reviews and PsycINFO.	PsycINFO, Cochrane, MEDLINE, EMBASE Psychiatry, CINAHL, British Nursing Index
No. of included studies	5 ¹	10	63
Participant characteristics	Adult psychiatric service users > 16 years	Psychiatric inpatients	'At risk' adult psychiatric inpatients
Intervention	Observation: a two-way relationship which forms the basis of risk assessment and violence management (catergorised as: general, intermittent, within eyesight and within arms length]	'Formal Observation': routine or general observation; 30 to 15 minute checks; constant and continuous.	'Special observation:' observation above the minimum general level of care required for inpatients.
Comparison	Usual care or alternative management strategies	Usual care where applicable	Usual care or alternative managment strategy
Outcome	<ul style="list-style-type: none"> • Rates of violence and aggression • Experience (service user and staff) 	<ul style="list-style-type: none"> • Rates of violence and aggression • Experience (staff) 	<ul style="list-style-type: none"> • Rates of observation • Rates of violence and aggression • Experience (staff)
<i>Note.</i>			
¹ Of the included studies, five studies were judged to address the current review question.			

1

2 Modifications to the environment

3 With regard to the previous guideline, five observational studies (N≈ 390) provided
4 limited evidence about the impact and believed impact (staff and service user) of

1 environmental factors on rates of violence and aggression. In addition, # studies
2 were excluded from this review.

3

4 In the update search, four observational studies were identified (N≈15,145, see Table
5 21). The first study compared violence and aggression rates and experience of care
6 between refurbished and 'traditional' seclusion rooms using a controlled before and
7 after design (Vaaler 2005). The second was a qualitative study that examined staff
8 and service user's attitudes towards the introduction of a pilot sensory modulation
9 room (Sutton 2008). The remaining studies explored the impact of wider hospital
10 features on rates of violence and aggression (Feeney 2007) and rates and duration of
11 seclusion (van der Schaaf 2013).

12

13

Table 21: Study information table for primary studies evaluating modifications to the environment (inpatient settings)

Modifications to the environment	
Total no. of studies	4 observational studies
Study ID (N ¹)	(1) Feeney 2007 (N = 195) (2) Sutton 2013 (N = 60) (3) Vaaler 2005 (N = 56) (4) van der Schaaf 2013 (N = 14,834)
Consent gained?	(1, 3) Not applicable (2, 4) Not reported
Country	(1) Iran (2) New Zealand (3) Norway (4) Netherlands
Setting	(1-4) Inpatient
Diagnosis	(1) Not explicitly stated (2) Schizophrenia and bipolar disorder (3) Mental illness (4) Schizophrenia, schizotypal and delusional disorders; mood disorders; personality disorders and disorders due to the use of psychoactive substances.
Age (mean)	(1) 45 (2) 39.6 (3) 37.1 (4) 46.6
Sex (% Female)	(1) 43 (2) 90 (3) 50 (4) 46
Ethnicity (% White)	(1, 2, 3, 4) Not reported
Intervention(s)	(1) Specialised treatment wards (2) Sensory modulation room (3) Ward refurbishment: 'home-like' seclusion rooms (4) Ward design features
Comparison	(1) 'Stand alone' psychiatric hospital (2) Not applicable (3) TAU: traditional seclusion rooms (4) Not applicable
Funding	(1, 2) Not reported (3) Norwegian University of Science and Technology (4) Dutch Ministry of Health, Welfare and Sport
Outcomes	(1) Rates of violence and aggression (Modified Overt Aggression Scale) (2) Experience of modification (staff and patient) (3) Rates of violence and aggressive behaviour (PANSS, BCV); rates of seclusion; experience of seclusion (patient) (4) Rates and duration of seclusion (Argus Scale)
<i>Note.</i> N = total number of participants.	

1

2 Management strategies/training programmes

3 Three reviews were included which considered the impact of management
4 strategies/training programmes on violent and aggressive behaviour in inpatient

1 settings (Bowers 2011; Johnson 2010; Livingston 2010) (see Table 22). Of these, two
2 reviews (Johnson 2010; Livingston 2010) considered the use of integrated training
3 packages. The first (Johnson 2010) considered the role of combined educational
4 programmes on incidences of aggression and the use of restraint and seclusion.
5 Livingston (2010) explored similar outcomes when considering the use of specific
6 and broad training programmes. The final review (Bowers 2011) examined the
7 interaction of containment variables (such as staff factors, including training) and
8 rates of conflict (behaviour likely to harm the individual or others).

9
10 With regard to the primary studies, two RCTs were included that assessed specific
11 intervention packages: 'Safewards' (Bowers) and an approach based on 'Six Core
12 Strategies for Reducing Seclusion and Restraint Use'© (Putkonen 2013). In addition,
13 five observational studies were included that examined: a) whether an approach
14 based on the Six Core Strategies could fully eliminate restraint and seclusion use in
15 two crisis centres (Ashcraft 2008), b) the impact of good staff-patient training
16 relationships (Bergen model) on patient and staff attitudes (Bjorkdahl 2013), c) de-
17 escalation and physical training interventions compared to Control and Restraint
18 (general services) (Laker 2010), d) 'Strategies in Crisis Intervention and Prevention'
19 (Lee 2012), and c) a new specialised crisis intervention ward for individuals with
20 personality disorders and adjustment disorders (Steinert 2008) (see Table 23).

Table 22: Study information table for systematic reviews evaluating management strategies/training programmes (inpatient settings)

	Bowers 2011	Livingston 2010	Johnson 2010
Review question/ Aim	To consider the impact of staff factors on seclusion and restraint	To provide a synthesis and critical analysis of the literature relating to aggression management training	To examine research and quality improvement projects that aimed to reduce restraint and seclusion
Method used to synthesise evidence	Narrative synthesis	Narrative synthesis	Narrative synthesis
Design of included studies	Not reported	RCTs through to interrupted time series studies	Interrupted time series design, pre-post design with a comparison group
Dates searched	1960 to 2009	Jan 1990 to April 2007	Inception to May 2009
Electronic databases	MEDLINE, PsycINFO, Cochrane Clinical Trials, EMBASE Psychiatry, CINAHL, DARE	NCBI PubMed, ISI Web of Science, Ovid, Campbell collaboration	CINAHL, PsycINFO, MEDLINE
No. of included studies	Total number not reported	29	46
Participant characteristics	Adult psychiatric inpatient populations	Adult psychiatric inpatient staff and patients	Psychiatric units, staff and service users
Intervention	Aggression management training program or a staff training program with an aggression management component	Aggression management training programmes or staff training programmes with an aggression management component	Seclusion and restraint
Comparison	Standard care or other alternative intervention	Standard care or other alternative intervention	Standard care or other alternative intervention
Outcome	<ul style="list-style-type: none"> Aggressive incidents Staff injuries Restraint and seclusion rates Staff confidence, knowledge and perceptions 	<ul style="list-style-type: none"> Rates of aggressive incidents Rates of restrictive interventions Experience (staff) Adverse effects 	<ul style="list-style-type: none"> Violent and aggressive incidents Rates of restrictive interventions Experience (staff) Adverse events
<p><i>Note.</i> RCT = Randomised controlled trial. ¹ Research not conducted within the UK, methodological issues. ² One small scale interrupted time series design conducted outside the UK. ³ Most studies were small scale, uncontrolled with limited statistical analysis – difficult to identify mechanism of change in multi-faceted approaches adopted.</p>			

Table 23: Study information table for primary studies evaluating management strategies/training programmes (inpatient settings)

	Management/training programmes
Total no. of studies	2 RCTs and 5 observational studies
Study ID (N)	(1) Ashcraft 2008 (N = 458) (2) Bjorkdahl 2013 (41 wards) (3) Bowers (N = 1,800 annually; 31 wards) – cluster RCT (4) Laker 2010 (N = 195) (5) Lee 2012 (N = 315) (6) Putkonen 2013 (13 wards/88 beds) – cluster RCT (7) Steinert 2008 (N = 588)
Consent gained?	(2) Yes (4, 5, 7) Not applicable (1, 3, 6) Unclear
Country	(1) United States (2) Sweden (3, 4, 5) United Kingdom (6) Finland (7) Germany
Setting	(1, 2, 3, 7) Inpatient (4, 5) PICU (6) Forensic inpatient
Diagnosis	(1, 2, 3, 5) Not explicitly stated (4) Schizophrenia and bipolar (6) Psychosis (7) Personality and adjustment disorders
Age (mean)	(1, 2, 5) Not reported (4) 35.4 (6) 39.42 (7) 35.5
Sex (% Female)	(2) 46 (4) 25 (1, 3, 5) Not reported (6) 3 (7) 64
Ethnicity (% White)	(1, 2, 3, 5, 6, 7) Not reported (4) 22
Intervention(s)	(1, 6) Approach based on Six Core Strategies for Reducing Seclusion and Restraint Use©: training (risks, primary and secondary prevention; trauma informed care), the role of leadership, post-event analysis and service user involvement. (2) Bergen model: training in positive appreciation of patients, self-regulation of emotional responses and effective structures of rules and routines. (3) Safewards: a complex intervention involving 10 ‘safewards’ interventions, which include training (de-escalation model, tools), agreed staff behaviour protocols such as saying something positive at shift handover, positive messages and regular meetings for service users. (4) Training in de-escalation and restraint (5) Strategies in Crisis Intervention and Prevention: training in early intervention and restraint (7) Specialised crisis intervention programme, including patient choice of three “modules” of treatment: crisis, therapy or discharge.

Comparison	(1, 2) Not applicable (3) Package of interventions directed at improving staff physical health (4) Unclear (5) Control and restraint (general services) trained wards (6) Control ward (7) General acute ward
Funding	(1) National Institute on Disability and Rehabilitation Research (Department of Education and the Center for Mental Health Services) (2) AFA Insurance (non-profit organisation) (3, 4, 7) Not reported (5) United Kingdom Central Council for Nurses, Midwives and Health Visiting (6) National Institutes of Health and Welfare
Outcomes	(1) Rates of seclusion and restraint (months until a whole month without use), rates of adverse events (staff injuries) (2) Experience: staff-patient interaction [E13] (3) Rates of containment and rates of violent and aggressive behaviour (conflict) (4) Rates and severity of coercive intervention (RT/ HO) (5) Rates of violent and aggressive behaviour (6) Rates and duration of seclusion, restraint and room observation and rates of violent and aggressive behaviour.
<i>Note.</i> N = total number of participants.	

1

2 **5.3.3 Clinical evidence for prevention strategies (inpatient settings)**

3 *Observation techniques*

4 **Effectiveness of observation**

5 In the previous guideline and two more recent reviews with several thousand
6 participants⁹ (CG25; Manna 2010; Stewart 2010a), there was low quality evidence
7 that was inconclusive as to the effectiveness of observation in pre-empting and
8 preventing violence and aggression. Furthermore, the practice of observation was
9 complex and involved the simultaneous accommodation of benefits, such as
10 increased opportunities for one-to-one nursing, with harms, such as increased
11 pressure on nursing hours.

12

13 In one review of several hundred participants (Stewart 2010a), there was low quality
14 evidence suggesting that potential reductions in observation could occur without an
15 increase in violence and aggression.

16 **Service user and staff experience of observation**

17 In the previous guideline review with several thousand participants, there was low
18 quality evidence suggesting that service users prefer to be observed by a nurse that
19 they know and that most staff find observation a stressful procedure.

⁹ An estimate value is given where number of participants was not directly available for all studies; here the number has been approximated from available data, such as numbers of beds.

1
2
3
4
5
6
7
8
9
10
11
12
13
14
15
16
17
18
19
20
21
22
23
24
25
26
27
28
29
30
31
32
33
34
35
36
37
38
39
40

Modifications to the environment

Effectiveness of modifications to the environment

In two observational studies with 251 participants (Feeney 2007; Vaaler 2005), there was very low quality evidence that was inconclusive with regard to the impact of environmental modifications on rates of violence and aggression.

In one observational study with 14,834 participants (Van der Schaaf 2013), there was low quality evidence suggesting that specific design features were associated with likelihood of seclusion. Features reported to increase the rate of seclusion included presence of outdoor space and the availability of ‘special safety measures’. Features that decrease rates of seclusion included having private space, a higher level of comfort and visibility on wards.

Service user and staff experience of modifications to the environment

In two observational studies with 116 participants (Sutton 2013; Vaaler 2005), there was very low quality evidence suggesting that environmental modifications were associated with positive service user experience.

Management strategies/training programmes

Effectiveness of management strategies/training programmes

Low quality evidence from two reviews that included 46 studies of management strategies (Johnson 2010) and 29 studies of training programmes (Livingston 2010) highlighted the difficulty of reaching conclusions based on this evidence. Reasons given by Johnson 2010 were ‘the small sample sizes, the fact that many of these projects were conducted in one institution, the lack of statistical analyses, and the lack of comparison groups reduce the confidence one ascribes to the findings and the generalizability of the findings to other settings.’ (Johnson 2010, p. 186) Reasons given by Livingston 2010 include the fact that the included research evaluated ‘...different types of aggression management programs, which contain a variety of approaches. The focus, curriculum, and duration of the training vary substantially from one program to another.’ (Livingston 2010, p. 24)

Moderate quality evidence from two RCTs involving 44 wards (Bowers; Putkonen 2013), suggested that a management strategy/training programme can reduce the use of restrictive interventions without increasing the rate of violence and aggression. In the trial of Safewards, Bowers demonstrated that the intervention reduced both ‘containment events’ and ‘conflict events’ when compared to the control. In the trial of Six Core Strategies, Putkonen 2013 demonstrated that the intervention when compared to the control reduced ‘restraint-seclusion and observation days’ with no difference between groups in terms of violence. An earlier observational study with 458 inpatients (Ashcraft 2008) found that it was possible to

1 reduce seclusion and restraint to near zero using an approach based on the Six Core
2 Strategies (low quality evidence).

3
4 Low quality evidence from one observational study with 588 people with
5 personality disorders and adjustment disorders (Steinert 2008) supported the
6 findings from the RCTs described above, demonstrating that a specialised crisis
7 intervention programme reduced violent behaviour and the use of restrictive
8 interventions. However, low quality evidence from an observational study with 195
9 service users admitted to a PICU (Laker 2010), failed to show de-escalation and
10 restraint training to be effective.

11
12 Another observational study (Lee 2012) compared training in early intervention and
13 de-escalation techniques (Strategies in Crisis Intervention and Prevention) with
14 training in a non-pain variant of restraint (Control and Restraint – general services).
15 The authors reported low quality evidence in favour of restraint training, but also
16 noted that the findings cannot be generalised to other inpatient settings.

17
18 In two reviews (Johnson 2010; Livingston 2010) and one observational study
19 (Ashcraft 2008), with several hundred participants, there was low quality evidence,
20 which was inconclusive in terms of the impact of staff training on adverse effects,
21 including staff injuries.

22 **Service user and staff experience of management strategies/training programmes**

23 There was low quality evidence from three reviews (Bowers 2011; Johnson 2010;
24 Livingston 2010) and one observational study (Bjorkdahl 2013), with several
25 hundred participants, suggesting partial support that staff training had a positive
26 impact on staff confidence, knowledge and attitudes.

27 **5.3.4 Health economics evidence**

28 From the range of interventions considered in this section, one economic study was
29 found which referred to a modification to the environment in an inpatient setting
30 (Nanda et al., 2011). Details on the methods used for the systematic review of the
31 economic literature are described in Chapter 3; full references and evidence tables
32 for all economic evaluations included in the systematic literature review are
33 provided in Appendix 18. Completed methodology checklists of the studies are
34 provided in Appendix 17.

35
36 In the modification to the environment study identified (Nanda et al., 2011),
37 modification took the form of visual art. This study compared four different art
38 conditions: an abstract image by Pollock, an abstract-representational scene by Van
39 Gogh, a realistic nature stock photography image and no art. The study was carried
40 out in an acute care psychiatric unit in the US. Each art condition was displayed on
41 the main wall of the patient lounge for between 16 and 19 days with the control
42 condition of no art being displayed for 21 days. A hospital perspective was taken,
43 with data collected on the number of events requiring p.r.n medication and staff
44 costs during the period the art was displayed. Local cost sources were used to

1 calculate costs. Using the data collected during the study period, the number of
2 events was projected to estimate the costs over a one year time horizon. Qualitative
3 interviews with unit nurses were also carried out to investigate the mechanisms of
4 the treatment.

5
6 According to the results, there were fewer events requiring p.r.n medication in the
7 realistic nature art condition than in the purely abstract or control conditions. The
8 costs per event of p.r.n provision were calculated as \$60.30, which when projected
9 over a year implied hospital cost savings of \$4,748, \$1,297 and \$719 for realistic
10 nature, abstract representational and abstract when respectively compared with the
11 control condition of no art (cost year: 2011). The intervention artwork was donated
12 and its cost was not incorporated. Though an incremental analysis was not carried
13 out, the realistic condition resulted in the greatest cost savings and fewest events and
14 so may be considered the dominant option in this analysis.

15
16 This study has a number of limitations, these are: short observation time (16 to 19
17 days for treatment conditions), no quality of life measure and an observational
18 estimate of treatment effect. Fluctuations in service user populations may fully
19 explain the results in absence of statistical or experimental controls. In addition the
20 study was carried out over 6 weeks at one US location. For these reasons the study
21 was considered to be only partly applicable and to have very serious limitations and
22 was not considered in decision making.

23 *Economic evidence statement*

24 One economic study was identified which suggested that displaying realistic nature
25 scenes may reduce need for p.r.n. medication. This analysis was considered to be
26 partially applicable with very serious limitations and therefore was not considered
27 in making recommendations.

29 **5.4 EMERGENCY DEPARTMENT SETTINGS**

30 **5.4.1 Introduction**

31 The previous guideline focused on inpatient psychiatric settings and emergency
32 departments, but since this was published in 2005, much has changed economically,
33 politically and socially concerning the NHS in general, and emergency departments
34 in particular.

35
36 The Mental Health Crisis Care Concordat published in February 2014 states that 'The
37 Government has put mental health at the centre of its programme of health reform.'
38 It has therefore included a specific objective for the NHS, in the Mandate from the
39 Government to NHS England (Department of Health, 2013).

40
41 Conversely, in April 2013 the Health Secretary Jeremy Hunt spoke of pressure on
42 accident and emergency departments as the 'biggest operational challenge facing the
43 NHS' (Hunt, 2013). The Labour party similarly described a crisis in this area with the

1 Shadow Health Secretary Andy Burnham saying that the number of people waiting
2 longer than four hours in emergency departments had risen from 340,000 in 2009/10
3 to 888,000...’ in 2012 (Burnham, 2012).

4
5 On 10th November 2011, the Design Council published a report on ‘Reducing
6 Violence and Aggression in A&E: Through a better experience’ (The Design Council,
7 2011). The report states:

8
9 ‘Violence and aggression towards frontline hospital staff is estimated to cost
10 the NHS at least £69 million a year in staff absence, loss of productivity and
11 additional security. As many as 59,000 physical assaults occur in English NHS
12 hospitals each year, a figure which continues to rise. With over 21 million
13 patients attending A&E departments each year, increasing pressure on A&E
14 departments can lead to negative experiences for both patients and staff. In
15 the complex, high pressure environment of A&E escalating frustrations can be
16 particularly difficult to manage and diffuse.’

17
18 The report identified six profile types, which may contribute to the development of
19 violence and aggression, accepting that many patients exhibit the traits of more than
20 one profile. This, as the report suggests, clearly makes the management of service
21 users who are violent and aggressive more complex and difficult. The profiles
22 identified are those who are clinically confused, frustrated, intoxicated, anti-
23 social/angry, distressed/frightened and socially isolated. Significantly the report
24 states ‘Intoxication, in particular alcohol consumption, is believed by staff to be one
25 of the most significant contributors to violence and aggression in A&E departments’.
26 The report also refers to ...’environmental factors playing their part, including
27 waiting times, lack of information and boredom to name but a few’.

28
29 For the purposes of this guideline, it is recognised that violence and aggression in
30 emergency settings can come from a number of sources outside of patients
31 experiencing mental health crisis. There are, however, key indicators so it is
32 important to identify at the earliest opportunity those patients potentially more
33 disposed to violent and aggression, gathering within reason all available
34 information, to help inform staff when making decisions to firstly try and prevent an
35 episode, and if not possible the management of any violence and aggression (James
36 et al., 2006).

37 **5.4.2 Studies considered**

38 One review and one primary study, which examined management
39 strategies/training programmes for the prevention of violence and aggression
40 within the context of emergency departments (see Table 17 for the review protocol),
41 met eligibility criteria: Anderson 2010 (Anderson et al., 2010); Gerdtz 2013 (Gerdtz et
42 al., 2013). No studies met the eligibility criteria for the remaining review questions.
43 In addition, 528 studies failed to meet eligibility criteria for the guideline. Further
44 information about both included and excluded studies can be found in Appendix 13.

1 *Prevention strategies*2 **Management strategies/ training programmes**

3 One review (Anderson 2010) examined the impact of management
 4 strategies/training programmes on the levels of violent and aggressive behaviour
 5 directed towards emergency department nurses (Table 24). The reviewed
 6 interventions included: modifications to practices and policies and educational
 7 programmes targeting individual and collective skills sets. One primary study was
 8 also included which used a mixed methods design to measure the impact of a staff
 9 training programme on attitude change (Gerdtz 2013) (Table 25).

10

Table 24: Study information table for systematic reviews evaluating management strategies/training programmes (emergency department)

	Anderson 2010
Review question/ Aim	To review interventions intended to minimise workplace violence directed against emergency department nurses.
Method used to synthesise evidence	Narrative synthesis
Design of included studies	Reviews and primary study equivalent to 'expert opinion'
Dates searched	May & September 2007
Electronic databases	Cochrane, CINAHL, MEDLINE, JBI, ISI Current Contents, First Search, Digital Dissertations.
No. of included studies	14
Participant characteristics	Nurses and emergency department clientele
Intervention	Environment modifications, practice and policy interventions, individual and collective skill set interventions
Comparison	Standard care or other alternative intervention
Outcome	Skills acquisition, attitudes, weapon confiscation, changes in workplace practice

11
 12
 13
 14
 15
 16
 17
 18
 19
 20
 21

Table 25: Study information table for primary studies evaluating management strategies/training programmes (emergency department)

	Training programmes
Total no. of studies	1 observational study
Study ID (N)	Gerdtz 2013 (471)
Consent gained?	Yes
Country	Australia
Setting	Emergency department
Diagnosis	Not reported
Age (mean)	Not reported
Sex (% Female)	Service user: Not reported Staff: 81
Ethnicity (% White)	Not reported
Intervention(s)	45 minute staff in-service training programme
Comparison	Not applicable
Funding	Victorian Department of Health Nurse Policy Branch Occupational Violence Prevention Fund
Outcomes	Experience: staff attitudes to management

1

2 **5.4.3 Clinical evidence for prevention strategies (emergency** 3 **department settings)**

4 *Management strategies/training programmes*

5 **Effectiveness of management strategies/training programmes**

6 In one review (Anderson 2010), with several hundred participants, there was low
7 quality evidence that was inconclusive as to whether management
8 strategies/training programmes reduced the rates of violence and aggression in
9 emergency departments.

10 **Service user and staff experience of management strategies/training programmes**

11 In one observational study with 471 participants (Gerdtz 2013), there was low
12 quality evidence suggesting partial support for staff training having a positive
13 impact on staff attitudes.

14 **5.4.4 Health economics evidence**

15 No studies assessing the cost effectiveness of interventions in emergency department
16 settings were identified by the systematic search of the economic literature. Details
17 on the methods of the systematic search of economic literature are provided in
18 Chapter 3.

1 5.5 COMMUNITY SETTINGS

2 5.5.1 Introduction

3 The previous guideline was focused solely upon inpatient care. While a number of
4 features are the same, there are also a number of different issues for community
5 settings.

6
7 Community settings do not provide the same controlled environments as inpatient
8 settings. Community settings include GP surgeries, home visits, residential units
9 (one of the highest incidences of aggression to care staff is in residential units for
10 older people with dementia), public places, Community Mental Health Teams,
11 assertive outreach teams, and paramedic services. In contrast to inpatient settings,
12 where the more controlled environment means that access to information on any
13 previous incidents tends to be more readily available and more easily shared, in
14 community settings there may be more dispersed and fragmented knowledge about
15 the patient/client; and frequently there is more isolation from the support of other
16 staff. Furthermore, community settings generally lack features of infrastructure that
17 may be used in the management of violence and aggression in inpatient settings.

18
19 Violence and aggression in community health and social care settings is not
20 uncommon. A survey of over 2000 care workers found that one of the greatest
21 difficulties reported was clients' challenging behaviours, as experienced by nearly 1
22 in 10 workers (Skills for Care, 2007). Care workers had often suffered verbal or
23 physical abuse from service users or their families at some stage in their careers -
24 49% reported verbal abuse and 35% reported physical abuse. In 2010/11, there were
25 2,348 injuries to workers in non-residential social care (Health and Safety Executive,
26 2012).

27
28 Social care workers in the field of mental health and residential work are more likely
29 to be assaulted than those working in other areas. Research suggests that violence is
30 under-reported in both health and social care settings (O'Beirne & Gabe, 2005; Pahl,
31 1999). Whilst fatal assaults on social care professionals are rare, when these have
32 occurred there has often been a shared characteristic of professionals working in
33 relative isolation in the community.

34
35 How information about how violent incidents is collated, by whom, how, and then
36 shared with other agencies, is key to risk assessment and management in this area.
37 In particular, the sharing of information across inpatient and community settings,
38 and health and social care organisations is crucial. Employers have a responsibility
39 to ensure that risk assessments are appropriately carried out and shared, and have
40 been prosecuted under health and safety legislation where this has not been the case.

41
42 The scale and seriousness of violence and aggression in community settings means
43 that we need better knowledge and understanding of its triggers and consequent
44 responses. This is crucial for the safety of staff and service users, and is essentially a

1 joint enterprise to find more socially acceptable ways to deal with conflict and stress
2 in day-to-day interactions.

3
4 This means that we need to find better ways to gain knowledge of and understand
5 the evidence about, and triggers for and best responses to, aggression and violence
6 in community settings when working with clients with mental health problems. This
7 is not only for the staff themselves, but also to help service users engage as a
8 problem for themselves and others, and if needs be to learn ways which are more
9 socially acceptable to deal with conflict, stress and upset in contact with mental
10 health staff in the community.

11 **5.5.2 Studies considered**

12 For the review of prevention strategies within community settings (see Table 17 for
13 the review protocol), seven studies met eligibility criteria for community settings:
14 Thornicroft 2013 (Barrett et al., 2013; Thornicroft et al., 2013); Campbell 2009
15 (Campbell & Kisely, 2009); Papageorgiou 2004 (Papageorgiou et al., 2004);
16 Ruchlewska 2014 (Ruchlewska et al., 2014); Srebnik 2005 (Srebnik et al., 2005);
17 Swanson 2006 (Swanson et al., 2006) and Swanson 2008 (Swanson et al., 2008). All
18 addressed the role of advance decisions and/or statements in the prevention and
19 management of violent and aggressive behaviour. No literature addressing the
20 remaining review questions was eligible. In addition, 528 studies failed to meet
21 eligibility criteria for the guideline. Further information about both included and
22 excluded studies can be found in Appendix 13.

23 *Advance decisions and statements*

24 One review (2 RCTs) was included which considered the use of 'advance treatment
25 directives' (defined as a document specifying a person's preferences for treatment,
26 should he or she lose capacity to make such decisions in the future) as a strategy to
27 prevent violent and aggressive behaviour (Campbell 2009). As part of a larger
28 review, the authors examined the impact of directives on the reduction of violence as
29 defined by rates of compulsory admission at 18 months (see Table 26).

30
31 With regard to primary studies, three RCTs were included which examined the
32 impact of advance decisions and statements on long-term rates of compulsory
33 admission (Thornicroft 2013; Ruchlewska 2014) and coercive crisis interventions
34 (Swanson 2006). Three observational studies (Papageorgiou 2004; Srebnik 2005;
35 Swanson 2008) were also included which examined clinician and service future
36 preferences recorded in the statements (Table 27).

37
38

Table 26: Study information table for systematic reviews evaluating advance decisions and statements (community setting)

	Campbell 2012
Review question/ Aim	To examine the effects of 'advance treatment directives' for people with severe mental illness.
Method used to synthesise evidence	Meta-analysis
Design of included studies	RCTs
Dates searched	1872 to February 2008
Electronic databases	Cochrane Library, BIOSIS, CINAHL, EMBASE, MEDLINE, SCISEARCH, Google
No. of included studies	2
Participant characteristics	Psychotic illness or non-psychotic bipolar disorder
Intervention	Joint Crisis Planning
Comparison	Standard Care or alternative interventions
Outcome	<ul style="list-style-type: none"> • Rates of psychiatric admissions within 15 months • Adverse effects: death at 15 months
<i>Note.</i> RCT = randomised controlled trial.	

1
2

1

Table 27: Study information table for primary studies evaluating advance decisions and statements (community setting)

Total no. of studies (N)	3 RCTs and 3 observational studies (1,674)
Study ID (N)	(1) Thornicroft 2013 (569)* (2) Papageorgiou 2004 (79) (3) Ruchlewska 2014 (212)* (4) Srebnik 2005 (106) (5) Swanson 2006 (469) * (6) Swanson 2008 (239)
Consent gained?	(1, 2, 3, 4, 5, 6) Yes
Country	(1, 2) United Kingdom (3) Netherlands (4, 5, 6) United States
Setting	(1, 2, 3, 4, 5, 6) Community mental health service
Diagnosis	(1) Schizophrenia spectrum disorder and affective disorders (2) Psychosis (63%), depression/ bipolar disorder (28%) and other (9%) (3) Schizophrenia and bipolar disorder II (4) Schizophrenia spectrum (44%), bipolar disorder (27%), major depression (22%) and other (7%) (5, 6) Schizophrenia, schizoaffective disorder; other psychotic disorder or major mood disorder with psychotic features.
Age (mean)	36-42
Sex (% Female)	(1) 5 (2) 39 (3) 31 (4 - 6) 55 - 60
Ethnicity (% White)	(1) 62 (2,3) Not reported (4) 75 (5, 6) 38
Intervention(s)	(1) Joint crisis planning and treatment as usual (2) Preference for care booklet (3) Patient advocate crisis plan/ clinician facilitated crisis plan (4) Computer facilitated preference statements (AD-Maker) (5, 6) Structured facilitation of psychiatric advance directives
Comparison	(1) Treatment as usual only - the care programme approach (2, 4) Not applicable (3) Standard practice (crisis plan may be created if requested) (5, 6) 'Non-completers' who chose/ did not complete psychiatric advance directives
Funding	(1) UK Medical Research Council and the National Institute for Health Research (2) National Health Service (3) NIMH and Independent Research Scientist Career Award (4) NIMH and John D. and Katherine T. MacArthur Foundation (5, 6) NIMH, MacArthur Foundation Research Network on Mandated Community Treatment
Outcomes	(1, 3) Rates of psychiatric admission within 18 months (1) Experience: working alliance, service engagement and perceived coercion (2, 4) Experience: service user and/ or clinician preference (5) Experience: working alliance

	(6) Rates of coercive Crisis Interventions: (i) being picked up by the police and transported to an emergency room or other facility for psychiatric treatment (ii) being placed in handcuffs; (iii) being involuntarily committed to hospital (iv) being placed in seclusion (v) being placed in physical restraint (v) receiving forced medication.
<i>Note.</i> N = total number of participants; NIMH = National Institute of Mental Health. * Randomised controlled trial.	

1
2

3 **5.5.3 Clinical evidence for prevention strategies (community settings)**

4 *Advance decisions and statements*

5 **Effectiveness of advance decisions and statements**

6 In one review that included two RCTs (Campbell 2012) and two new RCTs
7 (Thornicroft 2013, Ruchlewska 2014), with a total of 1,359 participants, there was
8 very low quality evidence that was inconclusive as to whether advance decisions
9 and statements reduced voluntary and involuntary psychiatric admissions or
10 duration of hospitalisation, within 18 months. However, Campbell 2012 reported
11 that based on the RCT with 160 participants, there was evidence that the risk of
12 violence was lower in the group that used 'advance treatment directives'.

13
14 In one observational study with 239 participants (Swanson 2008), there was very low
15 quality evidence which provided partial support that the use of 'psychiatric advance
16 directives' reduced the odds of future use of coercive crisis interventions by 24
17 months.

18
19 In one RCT with 469 participants (Swanson 2006), there was very low quality
20 evidence which found partial support for the short-term (1 month) improvement in
21 working alliance between service users and clinicians following the use of an
22 intervention that facilitated the use of 'psychiatric advance directives'. Based on low
23 quality evidence, no long-term (18 months) effect was found by a trial of joint crisis
24 plans that included 569 participants (Thornicroft 2013).

25
26 In two observational studies with 185 participants (Papageorgiou 2004; Srebnik
27 2005), there was low quality evidence suggesting that advance decisions and
28 statements could be used by service users even with more severe mental health
29 problems. However, Papageorgiou 2004 highlighted the difficulty of using advance
30 decisions and statements, and the need to integrate them into service users care plan.

31 **5.5.4 Health economics evidence**

32 No studies assessing the cost effectiveness of interventions in the community setting
33 were identified in the systematic economic literature search. Details on the methods
34 of the systematic search of economic literature are provided in Chapter 3.

1 **5.6 LINKING EVIDENCE TO RECOMMENDATIONS**

2 **5.6.1 All settings**

3 *Relative value placed on the outcomes considered*

4 The GDG agreed that any reported outcomes relevant to the safety, effectiveness and
5 experience of the management of short-term violence and aggression should be
6 considered. In practice, the outcomes most often reported were rates of violence and
7 aggression, use of restrictive interventions, and experience based on both
8 quantitative and qualitative evidence.

9 *Trade-off between clinical benefits and harms*

10 For inpatient settings, based on evidence from studies of observation techniques
11 used to pre-empt or prevent violent and aggressive behaviour, there is currently
12 insufficient evidence to reach a conclusion about the impact that observation
13 techniques have directly on violence and aggression. However, there was some
14 evidence that levels of observation could in some circumstances be reduced without
15 an increase in violence and aggression. Regarding service user and staff experience,
16 it is perhaps not surprising that service users preferred to be observed by a nurse
17 that they knew and that most staff found observation a stressful procedure.

18
19 For all settings, based on evidence from studies of modifications to the environment
20 in the inpatient setting, there is currently insufficient evidence to reach a conclusion
21 about the impact that modifications have directly on violence and aggression.
22 However, environmental features do likely impact on the need for seclusion and can
23 have a positive impact on service user experience.

24
25 For all settings, based on evidence from studies of management strategies/training
26 programmes in inpatient and emergency department settings, there is currently
27 insufficient evidence to reach a conclusion about the impact that they have directly
28 on violence and aggression. Nevertheless, such strategies may reduce the rates and
29 duration of restrictive interventions without increasing the rate of violence and
30 aggression. In addition, staff training is likely to improve staff confidence,
31 knowledge and attitudes. The GDG agreed that although specific strategies and
32 training programmes could not be recommended, a variety of principles would help
33 improve practice by reducing the use of restrictive interventions. In addition, it was
34 also felt that although there was a paucity of evidence, good practice necessitated
35 recommendations about using medication, including p.r.n. medication, and de-
36 escalation, and recommendations were developed by consensus. The GDG agreed
37 that recommendations should make it clear that any pharmacological strategy used
38 to calm, relax, tranquillise or sedate service users in inpatient settings should be
39 individualised and reviewed at least once a week or more often if necessary. Specific
40 recommendations were also developed about the use of p.r.n. medication because
41 the GDG was concerned about possible risk of harm associated with use of p.r.n., for
42 example, the maximum daily dose (including the standard dose, p.r.n. dose and
43 dose used for rapid tranquillisation) being exceeded.

1
2
3
4
5
6
7
8
9

For all settings, based on evidence from studies of advance decisions (formerly called ‘advance directives’) and advance statements in community settings, there is currently insufficient evidence to reach a conclusion about the impact that advance decisions and statements have on violence and aggression directly. Despite this, the GDG agreed that it was good practice to involve service users in all decisions about their care, and advance decisions or statements about the use of restrictive interventions should be encouraged.

10 No relevant evidence examining the benefits and harms associated with the use of
11 personal and institutional alarms, CCTV and communication devices met eligibility
12 criteria, and therefore the GDG chose not to make recommendations concerning
13 their use. In addition, there was no evidence that specifically addressed the question
14 about the recognition and management of substance misuse in mental health service
15 users with violent and aggressive behaviour in health and community care settings.
16

17 More generally, the GDG agreed that across all settings there were principles for
18 managing violence and aggression that could be used to improve service user
19 experience, participation in decision-making, and reduce discrimination. This
20 includes respecting human rights and compliance with existing legislation. In
21 particular, the GDG felt that barriers to a service user exercising their rights should
22 be identified and reduced, and if this is not possible, the reason should be recorded
23 in their notes. It was also agreed that carers should also be involved in decision-
24 making wherever possible, if the service user agrees. In addition, prevention of
25 violence and aggression would be assisted by health and social care provider
26 organisations having policies around searching service users, carers and visitors.
27

28 In the inpatient setting, the GDG felt it important to make recommendations relevant
29 to prevention based on good practice. It was felt that all staff working in inpatient
30 settings should be trained and understand the risks involved in using restrictive
31 interventions. With regard to observation, it was agreed that health and social care
32 provider organisations should have a policy on observation and positive
33 engagement that adheres to definitions set out in this guideline. Based on expert
34 opinion, the GDG agreed that when observation above the general level continues
35 for 1 week or more, a multidisciplinary review should be conducted. In addition, to
36 avoid any potential misunderstanding about the levels of observation, the GDG used
37 what they considered to be commonly accepted definitions of general, intermittent,
38 continuous and multiprofessional continuous observation, based on a review of the
39 definitions in the previous guideline and their expert opinion. Recommendations
40 about the use of other restrictive interventions during an event are covered in
41 Chapter 6.
42

43 In emergency department settings, the GDG agreed that healthcare provider
44 organisations had an obligation to train staff in techniques to reduce the risk of
45 violence and aggression, and in mental health triage and this should be used
46 alongside physical health triage. In addition, it was important to ensure there were

1 sufficient numbers of staff on duty who have had this training. Also regarding
2 staffing, the GDG agreed that every emergency department should have a
3 psychiatric liaison service that can provide immediate access to a psychiatric nurse
4 or doctor.

5
6 In community settings, the GDG agreed it was good practice for healthcare provider
7 organisations, including ambulance trusts, to ensure they have up-to-date policies
8 for managing violence and aggression. These policies should cover lone working in
9 community and primary care settings. As with other settings, the GDG agreed that it
10 was important to make recommendations about staff training and management of
11 violence and aggression, including risk assessment. In particular, based on GDG
12 expert opinion, a recommendation was made about sharing risk assessments.

13 *Trade-off between net health benefits and resource use*

14 The use of observation will draw staff time away from other duties and this
15 opportunity cost must be compared with the alternative methods of managing
16 comparable episodes of violence and aggression. Clinical evidence evaluating
17 observation techniques was unclear but generally supportive of their use, however,
18 it provided little support for particular methods. Difficulties defining observation
19 and its relevant alternatives are barriers to developing economic guidance in this
20 area. The recommendations made here primarily refer to principles of observation
21 which point to benefits such as safety, positive engagement and dignity given that
22 observation will be practiced. These benefits represent principles of the NHS and as
23 such rigid trade-offs in terms of resources and observable benefit may be less
24 appropriate.

25
26 The clinical evidence on modifications to the environment was also inconclusive
27 with sparse evidence and difficulties in defining the intervention as separate from
28 multi-component programmes. Recommendations for all settings were based on
29 general principles and local appropriateness with sensible modifications likely to
30 produce important improvements in patient experience and reduce management
31 costs of violent and aggressive incidents.

32
33 Though the evidence on the effect of training, management strategies and advance
34 decisions and statements is inconclusive across settings, the GDG considered that the
35 area remains worthy of investment due to savings from improved management of
36 violent events.

37
38 In addition to reduced costs there are wider goals which staff training, a reduced
39 focus on restrictive interventions and advance decisions and statements may
40 promote, such as improved relationships and an increased understanding of the
41 causes of violence in mental health settings.

42 *Quality of the evidence*

43 The evidence for the management of violence and aggression pre- and immediately
44 pre-event was generally low to very low quality. For the review of modification to

1 the environment, the evidence was from observational studies with serious risk of
2 bias across multiple domains, and imprecision due to small sample sizes. For the
3 review of staff training, the evidence was from RCTs, but risk of bias across multiple
4 domains and/or imprecision due to small sample sizes.

5 *Other considerations*

6 Taking into account the evidence presented in this chapter, the GDG also reviewed
7 the recommendations from the previous guideline and judged, based on their expert
8 opinion, that several recommendations were still relevant and of value but would
9 need redrafting in the light of the current context, a widening of the scope, and latest
10 NICE style for recommendations.

11
12 Following this approach, the GDG agreed, using consensus methods described in
13 Chapter 3, to recommend that safety and dignity of service users (and the safety of
14 staff) are to the fore when anticipating violence and aggression and that staff
15 understand the legal framework in the context of managing violence and aggression.
16 The recommendations on a policy for searching, and how to carry out searches, were
17 also based on the previous guideline, updated in line with the current context.
18 Recommendations about de-escalation principles and techniques were also
19 formulated using this method.

20
21 The GDG also reviewed the guideline, *Service User Experience in Adult Mental Health*,
22 and agreed that a cross-reference to this guideline would be beneficial because that
23 guideline covers detention under the Mental Health Act and other areas that are
24 relevant to people with a mental health problem who exhibit violent or aggressive
25 behaviour.

26 **5.7 RECOMMENDATIONS**

27 **5.7.1 All settings**

28 **Principles for managing violence and aggression**

29 *Improving service user experience*

30 **5.7.1.1** Use this guideline in conjunction with NICE's guideline on [service user](#)
31 [experience in adult mental health](#) and:

- 32 • work in partnership with service users and their carers
- 33 • adopt approaches to care that respect service users' independence,
34 choice and human rights
- 35 • increase social inclusion by decreasing exclusionary practices, such
36 as the use of seclusion and the Mental Health Act 1983.

37 **5.7.1.2** Ensure that the safety and dignity of service users and the safety of staff are
38 priorities when anticipating or managing violence and aggression.

1 **5.7.1.3** Use of restrictive interventions must be undertaken in a manner that
2 complies with the Human Rights Act 1998 and the relevant rights in the
3 European Convention on Human Rights.

4 **5.7.1.4** Unless a service user is detained under the Mental Health Act 1983 or
5 subject to a deprivation of liberty authorisation or order under the Mental
6 Capacity Act 2005, health and social care provider organisations must
7 ensure that the use of restrictive interventions does not impose restrictions
8 that amount to a deprivation of liberty.

9 *Staff training*

10 **5.7.1.5** In any setting in which restrictive interventions could be used, health and
11 social care provider organisations should train staff to understand and apply
12 the Human Rights Act 1998, the Mental Capacity Act 2005 and the Mental
13 Health Act 1983.

14 *Involving service users in decision-making*

15 **5.7.1.6** Involve service users in all decisions about their care, and develop care and
16 risk management plans jointly with them. If a service user is unable or
17 unwilling to participate, offer them the opportunity to review and revise the
18 plans as soon as they are able or willing and, if they agree, involve their
19 carer.

20 **5.7.1.7** Check whether service users have made advance decisions or advance
21 statements about the use of restrictive interventions, and whether a decision-
22 maker has been appointed for them, as soon as possible (for example, during
23 admission to an inpatient unit) and take this information into account when
24 making decisions about care.

25 **5.7.1.8** If a service user has not made any advance decisions or statements about the
26 use of restrictive interventions, encourage them to do so as soon as possible
27 (for example, during admission to an inpatient unit). Ensure that service
28 users understand the side-effect profiles of the medications recommended in
29 this guideline for rapid tranquillisation (see recommendation 6.6.1.22) so
30 that they can make an informed choice.

1 **5.7.1.9** Ensure that service users understand that during any restrictive intervention
2 their human rights will be respected and the least restrictive intervention
3 will be used to enable them to exercise their rights (for example, their right
4 to follow religious or cultural practices during restrictive interventions) as
5 much as possible. Identify and reduce any barriers to a service user
6 exercising their rights and, if this is not possible, record the reasons in their
7 notes.

8 **5.7.1.10** Ensure that carers are involved in decision-making whenever possible, if the
9 service user agrees, and that carers are involved in decision-making for all
10 service users who lack mental capacity, in accordance with the Mental
11 Capacity Act 2005.

12 *Preventing violations of service users' rights*

13 **5.7.1.11** Evaluate, together with the service user, whether adjustments to services are
14 needed to ensure that their rights and those of their carers (including rights
15 related to protected characteristics as defined by the Equality Act 2010) are
16 respected, and make any adjustments that are needed. Adjustments might
17 include providing a particular type of support, modifying the way services
18 are delivered or the approach to interaction with the service user, or making
19 changes to facilities. Record this in the service user's care plan.

20 **5.7.1.12** Health and social care provider organisations should train staff in cultural
21 awareness and in the organisation's duties under the Equality Act 2010.

22 **Anticipating and reducing the risk of violence and aggression**

23 *Reducing the use of restrictive interventions*

24 **Staff training**

25 **5.7.1.13** Health and social care provider organisations should train staff who work in
26 services in which restrictive interventions may be used in psychosocial
27 methods to avoid or minimise restrictive interventions. This training should
28 enable staff to develop:

- 29 • a person-centred, values-based approach to care, in which personal
30 relationships, continuity of care and a positive approach to
31 promoting health underpin the therapeutic relationship
- 32 • an understanding of the relationship between mental health
33 problems and the risk of violence and aggression
- 34 • skills to assess why behaviour is likely to become violent or
35 aggressive, including personal, constitutional, mental, physical,
36 environmental, social, communicational, functional and
37 behavioural factors
- 38 • skills, methods and techniques to reduce or avert imminent
39 violence and defuse aggression when it arises
- 40 • skills, methods and techniques to undertake restrictive
41 interventions safely when these are required

- 1 • skills to undertake a post-incident review in collaboration with
2 experienced service users who are not currently using the service.

3 **Restrictive intervention reduction programme**

4 **5.7.1.14** Health and social care provider organisations should ensure that all services
5 that use restrictive interventions have a restrictive intervention reduction
6 programme (see recommendation 5.7.1.15) to reduce the incidence of
7 violence and aggression and the use of restrictive interventions.

8 **5.7.1.15** Restrictive intervention reduction programmes should:

- 9 • ensure effective service leadership
10 • address environmental factors likely to increase or decrease the
11 need for restrictive interventions (see recommendation 4.6.1.1)
12 • involve and empower service users and their carers
13 • include leisure activities and physical exercise for service users
14 • use clear and simple care pathways
15 • use de-escalation
16 • use crisis and risk management plans and strategies to reduce the
17 need for restrictive interventions
18 • include post-incident reviews (see recommendations 6.6.2.6–
19 6.6.2.12)
20 • explore the current and potential use of technology in reporting,
21 monitoring and improving the use of restrictive interventions
22 • have routine outcome monitoring, including quality of life and
23 service user experience
24 • be based on outcome measures (safety, effectiveness and service
25 user experience) to support quality improvement programmes.

26 *An individualised pharmacological strategy to reduce the risk of violence*
27 *and aggression*

28 **5.7.1.16** A multidisciplinary team that includes a psychiatrist and a specialist
29 pharmacist should develop and document an individualised
30 pharmacological strategy for using routine and p.r.n. medication to calm,
31 relax, tranquillise or sedate service users who are at risk of violence and
32 aggression as soon as possible after admission to an inpatient unit.

33 **5.7.1.17** The multidisciplinary team should review the pharmacological strategy and
34 the use of medication at least once a week and more frequently if events are
35 escalating and restrictive interventions are being planned or used. The
36 review should be recorded and include:

- 37 • clarification of target symptoms
38 • the likely timescale for response to medication
39 • the total daily dose of medication, prescribed and administered,
40 including p.r.n. medication
41 • the number of and reason for any missed doses
42 • therapeutic response

- 1 • the emergence of unwanted effects.

2 A senior doctor should review medication used for rapid tranquillisation at
3 least once a day.

4 **Preventing violence and aggression**

5 *Searching*

6 **Developing a policy on searching**

7 **5.7.1.18** Health and social care provider organisations should have an operational
8 policy on the searching of service users, their belongings and the
9 environment in which they are accommodated, and the searching of carers
10 and visitors. The policy should address:

- 11 • the reasons for carrying out a search, ensuring that the decision to
12 search is proportionate to the risks
- 13 • the searching of service users detained under the Mental Health
14 Act 1983 who lack mental capacity
- 15 • the rationale for repeated searching of service users, carers or
16 visitors, for example those who misuse drugs or alcohol
- 17 • the legal grounds for, and the methods used when, undertaking a
18 search without consent, including when the person physically
19 resists searching
- 20 • which staff members are allowed to undertake searching and in
21 which contexts
- 22 • who and what can be searched, including persons, clothing,
23 possessions and environments
- 24 • the storage, return and disposal of drugs or alcohol
- 25 • how to manage any firearms or other weapons carried by service
26 users, including when to call the police
- 27 • links to other related policies such as those on drugs and alcohol,
28 and on police liaison.

1 **5.7.1.19** Develop and share a clear and easily understandable summary of the policy
2 on searching for use across the organisation for all service users, carers or
3 visitors who may be searched.

4 **Carrying out searches**

5 **5.7.1.20** Health and social care provider organisations should ensure that searches
6 are undertaken by staff who are the same sex as the person being searched.

7 **5.7.1.21** When a decision has been made to undertake a search:

- 8 • provide the person who is to be searched with the summary of the
9 organisation's policy on searching
- 10 • seek consent to undertake the search
- 11 • explain what is being done and why throughout the search
- 12 • ensure the person's dignity and privacy are respected during the
13 search
- 14 • record what was searched, why and how it was searched, and the
15 disposal of any items found.

16 **5.7.1.22** If a service user refuses to be searched, carry out a multidisciplinary review
17 of the need to perform a search using physical force and explore any
18 consequences in advance. Use physical force only as a last resort.

19 **5.7.1.23** If consent for a search has not been given, a multidisciplinary review has
20 been conducted and physical force has been used, conduct a post-incident
21 review with the service user that includes a visit from an advocacy service or
22 hospital manager.

23 **5.7.1.24** If a service user is carrying a weapon, ask them to place it in a neutral
24 location rather than handing it over.

25 **5.7.1.25** If a service user who is at risk of becoming violent or aggressive is in a room
26 or area where there are objects that could be used as weapons, remove the
27 objects or relocate the service user.

28 **5.7.1.26** Audit the exercise of powers of search and report the outcomes to the trust
29 board or equivalent governing body at least twice a year.

30 ***Using p.r.n. medication***

31 **5.7.1.27** When prescribing p.r.n. medication to prevent violence and aggression:

- 32 • do not prescribe p.r.n. medication routinely or automatically on
33 admission
- 34 • tailor p.r.n. medication to individual need and include discussion
35 with the service user
- 36 • ensure there is clarity about the rationale and circumstances in
37 which p.r.n. medication may be used and that these are included in
38 the care plan

- 1 • ensure that the maximum daily dose is specified and does not
- 2 inadvertently exceed the maximum daily dose stated in the British
- 3 national formulary (BNF) when combined with the person's
- 4 standard dose or their dose for rapid tranquillisation
- 5 • only exceed the BNF maximum daily dose (including p.r.n. dose,
- 6 the standard dose and dose for rapid tranquillisation) if this is
- 7 planned to achieve an agreed therapeutic goal, documented and
- 8 carried out under the direction of a senior doctor
- 9 • ensure that the interval between p.r.n. doses is specified.

10 **5.7.1.28** The multidisciplinary team should review p.r.n. medication at least once a
11 week and, if p.r.n. medication is to be continued, the rationale for its
12 continuation should be included in the review. If p.r.n. medication has not
13 been used since the last review, consider stopping it.

14 *De-escalation*

15 **Staff training**

16 **5.7.1.29** Health and social care provider organisations should give staff training in
17 de-escalation that enables them to:

- 18 • recognise the early signs of agitation, irritation, anger and
- 19 aggression
- 20 • understand the likely causes of aggression or violence, both
- 21 generally and for each service user
- 22 • use techniques for distraction and calming, and ways to encourage
- 23 relaxation
- 24 • recognise the importance of personal space
- 25 • respond to a service user's anger in an appropriate, measured and
- 26 reasonable way and avoid provocation.

27 **General principles**

28 **5.7.1.30** Establish a close working relationship with service users at the earliest
29 opportunity and sensitively monitor changes in their mood or composure
30 that may lead to aggression or violence.

31 **5.7.1.31** Separate agitated service users from others (using quiet areas of the ward,
32 bedrooms, comfort rooms, gardens or other available spaces) to aid de-
33 escalation, ensuring that staff do not become isolated.

34 **5.7.1.32** Use a wide range of verbal and non-verbal skills and interactional
35 techniques to avoid or manage known 'flashpoint' situations (such as
36 refusing a service user's request, asking them to stop doing something they
37 wish to do or asking that they do something they don't wish to do) without
38 provoking aggression.

1 **5.7.1.33** Encourage service users to recognise the triggers and early warning signs of
2 violence and aggression and other vulnerabilities, and to discuss and
3 negotiate their wishes should they become agitated. Include this information
4 in care plans and advance statements and give a copy to the service user.

5 **5.7.1.34** Communicate respect for and empathy with the service user at all stages of
6 de-escalation.

7 **De-escalation techniques**

8 **5.7.1.35** If a service user becomes agitated or angry, 1 staff member should take the
9 primary role in communicating with them. That staff member should assess
10 the situation for safety, seek clarification with the service user and negotiate
11 to resolve the situation in a non-confrontational manner.

12 **5.7.1.36** Use emotional regulation and self-management techniques to control or
13 suppress verbal and non-verbal expressions of anxiety or frustration
14 (including body posture and eye contact) when carrying out de-escalation.

15 **5.7.1.37** Use a designated area or room to reduce emotional arousal or agitation and
16 calm the service user. In services where seclusion is practised, do not
17 routinely use the seclusion room for this purpose.

18 **Using restrictive interventions in inpatient settings**

19 *Staff training*

20 **5.7.1.38** Health and social care provider organisations should train staff working in
21 inpatient settings to undertake restrictive interventions and understand the
22 risks involved in their use, including the side-effect profiles of the
23 medication recommended for rapid tranquillisation in this guideline, and to
24 communicate these risks to service users.

25 *Observation*

26 **General principles**

27 **5.7.1.39** Staff should be aware of the location of all service users for whom they are
28 responsible, but not all service users need to be kept within sight.

29 **5.7.1.40** At least once during each shift a nurse should set aside dedicated time to
30 assess the mental state of, and engage positively with, the service user. As
31 part of the assessment, the nurse should evaluate the impact of the service
32 user's mental state on the risk of violence and aggression, and record any
33 risk in the notes.

34 **Developing a policy on observation**

35 **5.7.1.41** Health and social care provider organisations should have a policy on
36 observation and positive engagement that includes:

- 37 • definitions of levels of observation in line with
38 recommendation 5.7.1.42

- 1 • who can instigate, increase, decrease and review observation
- 2 • when an observer should be male or female
- 3 • how often reviews should take place
- 4 • how service users' experience of observation will be taken into
- 5 account
- 6 • how to ensure that observation is underpinned by continuous
- 7 attempts to engage therapeutically
- 8 • the levels of observation necessary during the use of other
- 9 restrictive interventions (for example, seclusion)
- 10 • the need for multidisciplinary review when observation above the
- 11 general level continues for 1 week or more.

12 **Levels of observation**

13 **5.7.1.42** Staff in inpatient wards (including general adult wards, older adult wards,
14 psychiatric intensive care units and forensic wards) should use the following
15 definitions for levels of observation, unless a locally agreed policy states
16 otherwise.

- 17 • General observation: the baseline level of observation in a specified
- 18 psychiatric setting. The frequency of observation is once every 30–
- 19 60 minutes.
- 20 • Intermittent observation: usually used if a service user is at risk of
- 21 becoming violent or aggressive but does not represent an
- 22 immediate risk. The frequency of observation is once every 15–
- 23 30 minutes.
- 24 • Continuous observation: usually used when a service user presents
- 25 an immediate threat and needs to be kept within eyesight or at
- 26 arm's length of a designated one-to-one nurse.
- 27 • Multiprofessional continuous observation: usually used when a
- 28 service user is at the highest risk of harming themselves or others
- 29 and needs to be kept within eyesight of 2 or 3 staff members and at
- 30 arm's length of at least 1 staff member.

31 **Using observation**

32 **5.7.1.43** Use observation only after positive engagement with the service user has
33 failed to dissipate the risk of violence and aggression.

34 **5.7.1.44** Recognise that service users sometimes find observation provocative, and
35 that it can lead to feelings of isolation and dehumanisation.

36 **5.7.1.45** Use the least intrusive level of observation necessary, balancing the service
37 user's safety, dignity and privacy with the need to maintain the safety of
38 those around them.

39 **5.7.1.46** Give the service user information about why they are under observation, the
40 aims of observation, how long it is likely to last and what needs to be
41 achieved for it to be stopped. If the service user agrees, tell their carer about
42 the aims and level of observation.

1 **5.7.1.47** Record decisions about observation levels in the service user's notes and
2 clearly specify the reasons for the observation.

3 **5.7.1.48** When deciding on levels of observation take into account:

- 4 • the service user's current mental state
- 5 • any prescribed and non-prescribed medications and their effects
- 6 • the current assessment of risk
- 7 • the views of the service user, as far as possible.

8 **5.7.1.49** Record clearly the names and titles of the staff responsible for carrying out a
9 review of observation levels (see recommendation 5.7.1.42) and when the
10 review should take place.

11 **5.7.1.50** Staff undertaking observation should:

- 12 • take an active role in engaging positively with the service user
- 13 • be appropriately briefed about the service user's history,
14 background, specific risk factors and particular needs
- 15 • be familiar with the ward, the ward policy for emergency
16 procedures and potential risks in the environment
- 17 • be approachable, listen to the service user, know when to use self-
18 disclosure and therapeutic silence, and be able to convey to the
19 service user that they are valued.

20 **5.7.1.51** Ensure that an individual staff member does not undertake a continuous
21 period of observation above the general level for longer than 2 hours. If
22 observation is needed for longer than 2 hours, ensure the staff member has
23 regular breaks.

24 **5.7.1.52** When handing over to another staff member during a period of observation,
25 include the service user in any discussions during the handover if possible.

26 **5.7.1.53** Tell the service user's psychiatrist or on-call doctor as soon as possible if
27 observation above the general level is carried out (see recommendation
28 5.7.1.42).

29 **5.7.2 Emergency department settings**

30 *Staff training*

31 **5.7.2.1** Healthcare provider organisations should train staff in emergency
32 departments in methods and techniques to reduce the risk of violence and
33 aggression, including anticipation, prevention and de-escalation.

34 **5.7.2.2** Healthcare provider organisations should train staff in emergency
35 departments in mental health triage.

36 *Staffing*

1 **5.7.2.3** Healthcare provider organisations should ensure that, at all times, there are
2 sufficient numbers of staff on duty in emergency departments who have
3 training in the management of violence and aggression in line with this
4 guideline.

5 **5.7.2.4** Healthcare provider organisations and commissioners should ensure that
6 every emergency department has a psychiatric liaison service that can
7 provide immediate access to a psychiatric nurse or doctor.

8 *Preventing violence and aggression*

9 **5.7.2.5** Undertake mental health triage for all service users on entry to emergency
10 departments, alongside physical health triage.

11 **5.7.3 Community and primary care settings**

12 *Developing policies*

13 **5.7.3.1** Healthcare provider organisations, including ambulance trusts, should
14 ensure that they have up-to-date policies on the management of violence
15 and aggression in people with mental health problems, and on lone
16 working, in community and primary care settings, in line with this
17 guideline.

18 *Staff training*

19 **5.7.3.2** Healthcare provider organisations, including ambulance trusts, should train
20 staff working in community and primary care settings in methods of
21 avoiding violence, including anticipation, prevention, de-escalation and
22 breakaway techniques.

23 **5.7.3.3** Healthcare provider organisations, including ambulance trusts, should
24 ensure that staff working in community and primary care settings are able to
25 undertake a risk assessment for violence and aggression in service users
26 known to be at risk. The risk assessment should be available for case
27 supervision and in community teams it should be subject to
28 multidisciplinary review.

29 **Managing violence and aggression**

30 **5.7.3.4** In community settings, carry out Mental Health Act 1983 assessments in
31 pairs, for example a doctor and a social worker.

32 **5.8 RESEARCH RECOMMENDATIONS**

33 **5.8.1.1** Which medication is effective in promoting de-escalation in people who are
34 identified as likely to demonstrate significant violence?

35 **5.8.1.2** What forms of management of violence and aggression do service users
36 prefer and do advance statements and decisions have an important role in
37 management and prevention?

- 1 **5.8.1.3** What is the content and nature of effective de-escalatory actions, interactions
2 and activities used by mental health nurses, including the most effective and
3 efficient means of training nurses to use them in a timely and appropriate
4 way?
- 5 **5.8.1.4** How effective are restraint and seclusion minimisation models in reducing
6 the use of restraint, seclusion and/or restrictive interventions in UK
7 inpatient mental health settings?
8

1 **6 DURING AND POST-EVENT**

2 **6.1 INTRODUCTION**

3 Once a violent event has occurred the time scale for action changes dramatically.
4 Within a very short time interventions have to be given that are 'restrictive', in that
5 they curtail, control and avoid further violence. These interventions include
6 pharmacological treatment, restraint, seclusion, and environmental changes to
7 prevent damage to property or harm to others. The method chosen depends greatly
8 on the nature of the violence and the setting in which it occurs. Where weapons are
9 involved and the level of threat is greater, the police may have to be called to render
10 assistance and disarm the person before subsequent management by the staff. Once
11 any capacity for continuing the attack is neutralised, the focus moves to resolving
12 the situation with the service user, verbally, via medical treatment, or via the setting,
13 rather than longer-term forms of containment.

14 **6.2 REVIEW PROTOCOL**

15 The review protocol summaries, including the review questions and the eligibility
16 criteria used for this Chapter of the guideline, can be found in Table 28 (experience -
17 during and post-event), Table 29(non-pharmacological management strategies -
18 during an event), Table 30 (rapid tranquillisation - during an event), Table 31
19 (management strategies involving the police - during an event), and Table 32 (post-
20 incident management). A complete list of review questions can be found in
21 Appendix 5; further information about the search strategy can be found in Appendix
22 10; the full review protocols can be found in Appendix 9).
23

Table 28: Clinical review protocol summary for the review of the experience of the management of violence and aggression (during and post-event)

Component	Description
Review questions	<p>Mental health service users</p> <p>1.1 Does race/ethnicity of a service user or staff member make a difference to how they are treated when they are involved in a violent and aggressive behaviour incident in health and community care settings?</p> <p>1.2 Do service users perceive that the race/ethnicity of a service user or staff member makes a difference to how they are treated when they are involved in a violent and aggressive behaviour incident in health and community care settings?</p> <p>1.3 Does gender of a service user or staff member make a difference to how they are treated when they are involved in a violent and aggressive behaviour incident in health and community care settings?</p> <p>1.4 Do service users perceive that the gender of a service user or staff member makes a difference to how they are treated when they are involved in a violent and aggressive behaviour incident in health and community care settings?</p> <p>1.5 What are the service users' perspectives of the considerations needed for the short-term management of violent and aggressive behaviour in health and community care settings where the service user has physical disabilities?</p> <p>Carers of mental health service users</p> <p>1.6 Do carers perceive that the race/ethnicity of a service user or staff member makes a difference to how they are treated when they are involved in a violent and aggressive behaviour incident in health and community care settings?</p> <p>1.7 Do carers perceive that the gender of a service user or staff member makes a difference to how they are treated when they are involved in a violent and aggressive behaviour incident in health and community care settings?</p> <p>1.8 What are the carers of mental health service users perspectives of the considerations needed for the short-term management of violent and aggressive behaviour in health and community care settings where the service user has physical disabilities?</p> <p>Staff</p> <p>1.9 Do staff perceive that the race/ethnicity of a service user or staff member makes a difference to how they are treated when they are involved in a violent and aggressive behaviour incident in health and community care settings?</p> <p>1.10 Do staff perceive that the gender of a service user or staff member makes a difference to how they are treated when they are involved in a violent and aggressive behaviour incident in health and community care settings?</p> <p>1.11 What are the staff perspectives of the considerations needed for the short-term management of violent and aggressive behaviour in health and community care settings where the service user has physical disabilities?</p>
Population	Mental health service users (excluding people with dementia, learning disabilities, and women with mental health disorders during pregnancy and the postnatal period; these are covered by existing or guidelines in development)
Intervention(s)	Not applicable
Comparison	Not applicable
Context	Short-term (72 hours) management in health and community care settings
Critical outcomes	Service user/carer/staff views

Study design	Systematic reviews and qualitative research

1
2
3

Table 29: Clinical review protocol summary for the review of non-pharmacological management strategies (during an event)

Component	Description
Review questions	<p>4.1 Do modifications to the environment (both physical and social) of health and community care settings used to reduce the level of violent and aggressive behaviour by service users with mental health problems produce benefits that outweigh possible harms when compared to an alternative management strategy?</p> <p>4.2 Does the use of personal and institutional alarms, CCTV and communication devices for the short-term management of violent and aggressive behaviour by mental health service users in health and community care settings produce benefits that outweigh possible harms when compared to an alternative management strategy?</p> <p>4.3 Does seclusion used for the short-term management of violent and aggressive behaviour by mental health service users in health and community care settings produce benefits that outweigh possible harms when compared to an alternative management strategy?</p> <p>4.4 Do de-escalation methods used for the short-term management of violent and aggressive behaviour by mental health service users in health and community care settings produce benefits that outweigh possible harms when compared to an alternative management strategy?</p> <p>4.5 Do physical restraint techniques (including, manual and mechanical restraint) used by staff for the short-term management of violent and aggressive behaviour by mental health service users in health and community care settings produce benefits that outweigh possible harms when compared to an alternative management strategy?</p> <p>4.9 What factors should influence the decision to transfer a mental health service user with violent and aggressive behaviour to a more secure environment?</p>
Subquestion	<p>4.6 If physical restraint techniques (including, manual and mechanical restraint) are used by staff for the short-term management of violent and aggressive behaviour by mental health service users in health and community care settings, how should use be modified if, for example, the service user is:</p> <ul style="list-style-type: none"> • undergoing withdrawal • intoxicated • a heavy drinker • seriously medically ill • has physical disabilities or injuries or is physically frail • pregnant • obese.
Population	Mental health service users (excluding people with dementia, learning disabilities, and women with mental health disorders during pregnancy and the postnatal period; these are covered by existing or guidelines in development)
Intervention(s)	<ul style="list-style-type: none"> - Modifications to the environment - Personal and institutional alarms - Seclusion - De-escalation methods - Physical restraint
Comparison	Usual care or other alternative management strategies
Context	Short-term (72 hours) management in health and community care settings
Critical outcomes	<ul style="list-style-type: none"> • Any reported measures of safety and effectiveness relevant to the short-term management of aggressive/violent behaviour • Service user/carer/staff views
Study design	RCTs, observational studies and systematic reviews

Note.

1
2

Table 30: Clinical review protocol summary for the review of rapid tranquillisation (during an event)

Component	Description
Review question(s)	4.7 Does rapid tranquillisation used for the short-term management of violent and aggressive behaviour by mental health service users in health and community care settings produce benefits that outweigh possible harms when compared to an alternative management strategy?
Subquestion	4.8 If rapid tranquillisation is used in the short-term management of violent and aggressive behaviour by mental health service users in health and community care settings, how should use be modified if, for example, the service user is: <ul style="list-style-type: none"> • undergoing withdrawal • intoxicated • a heavy drinker • seriously medically ill • has physical disabilities or injuries or is physically frail • pregnant • obese.
Population	Mental health service users (excluding people with dementia, learning disabilities, and women with mental health disorders during pregnancy and the postnatal period; these are covered by existing or guidelines in development)
Intervention(s)	Rapid tranquillisation or urgent sedation (the use of medication to calm/lightly sedate the service user, reduce the risk to self and/or others and achieve an optimal reduction in agitation and aggression, thereby allowing a thorough psychiatric evaluation to take place, and allowing comprehension and response to spoken messages throughout the intervention. Although not the overt intention, it is recognised that in attempting to calm/lightly sedate the service user, rapid tranquillisation may lead to deep sedation/ anaesthesia): <ul style="list-style-type: none"> • Antipsychotic drugs (aripiprazole, chlorpromazine, haloperidol, loxapine, olanzapine, quetiapine, risperidone) • Benzodiazepines • Antihistamines
Comparison	<ul style="list-style-type: none"> • Placebo • Another intervention
Context	Short-term (72 hours) management in health and community care settings
Critical outcomes	<ul style="list-style-type: none"> • Rates of violence and aggression* • Tranquillisation (feeling of calmness and/or calm, non-sedated behaviour)* • Sedation/somnolence* • Adverse effects* • Service user/carer/staff views * • Economic outcomes* <p>* Adapted from the previous guideline.</p>
Study design	RCTs
Note.	

3
4

Table 31: Clinical review protocol summary for the review of management strategies involving the police (during an event)

Component	Description
Review question(s)	4.10 What is the best management strategy for the transfer of mental health service users to or between places of safety? 4.11 What is the best management strategy when the police are called to support mental health staff manage violent and aggressive behaviour by mental health service users in health and community care settings? 4.12 What is the best management strategy when mental health staff are required to call the police to take someone into custody because of violent and aggressive behaviour in health and community care settings?
Population	Mental health service users (excluding people with dementia, learning disabilities, and women with mental health disorders during pregnancy and the postnatal period; these are covered by existing or guidelines in development)
Intervention(s)	Management strategies involving the police
Comparison	Usual care or other alternative management strategies
Context	Short-term (72 hours) management in health and community care settings
Critical outcomes	<ul style="list-style-type: none"> Any reported measures of safety and effectiveness relevant to the short-term management of aggressive/violent behaviour Service user/carer/staff views
Study design	Any
<i>Note.</i>	

1
2**Table 32: Clinical review protocol summary for the review of post-incident management (post-event)**

Component	Description
Review question(s)	5.1 After violent and aggressive behaviour by mental health service users in health and community care settings, what post-incident management should occur for the service user(s) involved? 5.2 After violent and aggressive behaviour by mental health service users in health and community care settings, what post-incident management should occur for the staff involved? 5.3 After violent and aggressive behaviour by mental health service users in health and community care settings, what post-incident management should occur for any witnesses involved?
Population	Mental health service users (excluding people with dementia, learning disabilities, and women with mental health disorders during pregnancy and the postnatal period; these are covered by existing or guidelines in development)
Intervention(s)	Post-incident management strategies
Comparison	Usual care or other alternative management strategies
Context	Short-term (72 hours) management in health and community care settings
Critical outcomes	<ul style="list-style-type: none"> Any reported measures of safety and effectiveness relevant to the short-term management of aggressive/violent behaviour Service user/carer/staff views
Study design	Any
<i>Note.</i>	

3

1 **6.3 DURING AN EVENT - ALL SETTINGS**

2 **6.3.1 Introduction**

3 Once a violent event has been initiated the response can no longer be just one of
4 prevention. There has to be direct action to prevent the violence from creating more
5 damage to person or property. But the sole aim of interventions to prevent further
6 damage to property is not generally justified because of the increased risk of harm to
7 staff or others. The intervention will depend very much on the setting in which the
8 violence occurs. In primary and community settings where there are dispersed
9 locations, for example on home visits, certain residential and day care units, it is
10 often not possible to have the support from other staff that may be more readily
11 available at inpatient settings, and staff are unlikely to have been trained for
12 restraint; in any event trying to undertake such procedures alone or with just one
13 other colleague or where they have not trained together on this is not a viable or safe
14 option. Equally, it is very unlikely that a professional involved will be qualified and
15 trained to administer rapid tranquillisation, and again, attempting to do so may not
16 be a viable or safe option.

17
18 If the individual is in an environment such as a purpose-built seclusion room, where
19 little or no physical damage can be done either to the self, others or physical
20 structures, then the response can be a more measured and gentle one than when a
21 similar episode occurs in a busy and crowded emergency department. Because
22 action has to be taken quickly in settings where others are at risk there is little
23 opportunity to carry out research studies on the best method of managing these
24 episodes when they are not perceived as major in form. As a consequence the
25 number of research studies involving different forms of simple intervention in such
26 settings is very small, and these have been summarised by Taylor and Rew (2011) as
27 inadequate to provide a framework for evidence-based practice. In particular, the
28 randomised controlled trial, the best measure of comparing any intervention, may be
29 perfectly possible to carry out over a long time scale in studies of the prevention of
30 violence (for example, (Abderhalden et al., 2008) but is more difficult to undertake
31 once violence has been instigated unless the intervention can be carried out very
32 quickly. The most common actions involve some form of restraint or what is
33 commonly known as rapid tranquillisation and this is the area where many of the
34 interventions have been compared. The term 'rapid tranquillisation' has been used
35 to describe the administration of medication by any route. Whilst it is generally
36 accepted that the oral route should always be considered as a first option, the
37 majority of clinical trial evidence relates to rapid tranquillisation when medication is
38 administered by the parenteral route. The time scale of the evaluation of these
39 interventions has to be a relatively short one, but it also needs to be appreciated that
40 there may be long-term sequelae to many of these interventions, both psychological
41 in terms of stress, and physical in terms of physical harm and adverse effects of,
42 mainly pharmacological, interventions.

43
44 This section is therefore concerned with practical steps and recommendations in
45 each of the settings where violence takes place, most of which constitutes consensual

1 recommendation, and rapid tranquillisation, where the violence requires urgent
2 pharmacological action and when drug treatment through the oral route is not
3 practical or appropriate – or has been found to be ineffective.

4
5 Intervention involves three components:

- 6
- 7 • Direct action to reduce or end the violence
- 8 • The protection of those being attacked and others in the vicinity
- 9 • Care to ensure that whatever measures are used to reduce the violence they
10 create as little psychological and physical harm to the person as possible.

11 Because the setting in which violence occurs is so important it is impossible to set
12 down unequivocal recommendations on the basis of evidence. Desirable methods of
13 intervening may not be available in the very short time between the violence and
14 intervention and yet practitioners always need to be aware that any intervention
15 they make has to be proportionate and safe. That which is proportionate and safe in
16 the community setting may differ to the setting of an acute inpatient psychiatric
17 ward (for example, a psychiatric intensive care unit). The nature of the acute
18 disturbed clinical state leading to the violence and the range of available clinical
19 interventions in the setting will often drive the choice of intervention.

20 **6.3.2 Studies considered¹⁰**

21 For the review of non-pharmacological management strategies (see Table 29
22 for the review protocol), in addition to the review conducted for the previous
23 guideline, CG25 (published as Nelstrop 2006 (Nelstrop et al., 2006), four more recent
24 existing reviews met eligibility criteria: Happell 2010 (Happell & Harrow, 2010),
25 Stewart 2009a (Stewart et al., 2009)) and van der Merwe 2009 (Van Der Merwe et al.,
26 2009). In addition, a Cochrane review (Sailas 2012 (Sailas & Fenton, 2012) examined
27 RCT evidence for seclusion and restraint, but found only two trials that were still
28 awaiting classification (that is, were not yet included in the review). These trials
29 were also identified in the guideline search and were judged to be eligible: Bergk
30 2011 (Bergk et al., 2011) and Huf 2012 (Huf et al., 2012). For this reason, Sailas 2012 is
31 not considered further. Two additional observational studies: Georgieva 2012
32 (Georgieva et al., 2012; Whitecross et al., 2013) and Whitecross 2013 met eligibility
33 criteria. No studies were identified that addressed the review questions concerning
34 personal and institutional alarms, de-escalation or transfer.

35
36 For the review of rapid tranquillisation (see Table 30 for the review protocol), a
37 series of Cochrane reviews (Belgamwar & Fenton, 2005; Gillies et al., 2013; Huf et al.,
38 2009; Powney et al., 2012) were utilised with permission from the publishers, John
39 Wiley and Sons, and with assistance from the Cochrane Schizophrenia Group (Clive
40 Adams, email communication, July 2013). Relevant data from these reviews were

¹⁰Here and elsewhere in the guideline, each study considered for review is referred to by a study ID (primary author and date of study publication, except where a study is in press or only submitted for publication, then a date is not used).

1 combined into one review and analysed according to the strategy set out in the
 2 guideline review protocol. Fifty-four RCTs met eligibility criteria: Alexander 2004
 3 (Alexander et al., 2004), Allen 2011b (Allen et al., 2011), Baldacara 2011 (Baldacara et
 4 al., 2011), Battaglia 1997 (Battaglia et al., 1997), Battaglia 2002 (Battaglia et al., 2002),
 5 Bieniek 1998 (Bieniek et al., 1998), Breier 2001 (Breier et al., 2002), Bristol Myers 2004
 6 (Bristol-Myers, 2004), Bristol-Myers 2004f (Andrezina et al., 2006), Bristol-Myers
 7 2005b (Bristol-Myers, 2005), Brook 1998a (Brook et al., 1998), Chan 2013 (Chan et al.,
 8 2013), Chouinard 1993 (Chouinard et al., 1993), Dorevitch 1999 (Dorevitch et al.,
 9 1999), Eli 2004 (Eli, 2004), Fitzgerald 1969 (Fitzgerald, 1969), Foster 1997 (Foster S et
 10 al., 1997), Fruensgaard 1977 (Fruensgaard et al., 1977), Garza-Trevino 1989 (Garza-
 11 Trevino ES et al., 1989), Guo 2007 (Guo, 2007), Han 2005 (Han et al., 2005),
 12 Higashima 2004 (Higashima et al., 2004), Hsu 2010 (Hsu et al., 2010), Huf 2007 (Huf
 13 et al., 2007), Hwang 2012 (Hwang et al., 2012), Katagiri 2013 (Katagiri et al., 2013),
 14 Kelwala 1984 (Kelwala et al., 1984), Kwentus 2012 (Kwentus et al., 2012), Lerner 1979
 15 (Lerner et al., 1979), Lesem 2011 (Lesem et al., 2011), Li 2006 (Li et al., 2006), Man
 16 1973 (Man & Chen, 1973), Meehan 2001 (Meehan K et al., 2001), NCT00316238 (Eli,
 17 2007), NCT00640510 (Eli, 2009), Nobay 2004 (Nobay et al., 2004), Paprocki 1977
 18 (Paprocki & Versiani, 1977), Qu 1999 (Qu et al., 1999), Raveendran 2007 (Raveendran
 19 et al., 2007), Reschke 1974 (Reschke, 1974), Resnick 1984 (Resnick & Burton, 1984),
 20 Ritter 1972 (Ritter et al., 1972), Salzman 1991 (Salzman et al., 1991), Shu 2010 (Shu et
 21 al., 2010), Simeon 1975 (Simeon et al., 1975), Stotsky 1977 (Stotsky, 1977),
 22 Subramaney 1998 (Subramaney et al., 1998), Taymeeyapradit 2002 (Taymeeyapradit
 23 & Kuasirikul, 2002), TREC 2003 (TREC, 2003), Tuason 1986 (Tuason, 1986), Wang
 24 2004 (Wang et al., 2004), Wright 2001 (Wright et al., 2001), Yang 2003 (Yang et al.,
 25 2003), Zimbroff 2007 (Zimbroff et al., 2007).

26

27 During the review it became known that the manufacturer of IM olanzapine had
 28 discontinued the product in the UK and so the GDG would not be able to make
 29 recommendations for its use. For this reason evidence relating to IM olanzapine is
 30 not presented in this section, but can be found in the full GRADE evidence profiles
 31 and associated forest plots, which provide all critical outcomes (see Appendix 14 and
 32 Appendix 15b, respectively).

33

34 No studies were identified that specifically addressed the review questions that
 35 covered experience (see Table 28) or management strategies involving the police (see
 36 Table 31). In addition, 528 studies failed to meet eligibility criteria for the guideline.
 37 Further information about both included and excluded studies can be found in
 38 Appendix 13.

39 *Non-pharmacological management strategies*

40 **Seclusion and restraint**

41 The first review, in order of publication date (Nelstrop 2006), was a published
 42 version of the previous guideline review, which examined the effectiveness and
 43 safety of restraint and seclusion in adult psychiatric inpatient settings and
 44 emergency departments (see Table 33). The second review (Stewart 2009a) examined

1 the prevalence, duration, antecedents and outcomes of manual restraint in adult
2 psychiatric inpatient settings (see Table 34). The third review (van der Merwe 2009)
3 examined empirical studies on seclusion conducted in adult psychiatric inpatient
4 settings (see Table 34). The fourth review (Happell 2010) examined nurses' attitudes
5 towards and the factors governing the implementation of seclusion (see Table 33).

6 The search for primary studies identified two RCTs (Bergk 2011, Huf 2012) that met
7 eligibility criteria. Both trials compared mechanical restraint with seclusion in a
8 general inpatient or emergency department setting (see Table 35). Two observational
9 studies were also included (Georgieva 2012, Whitecross 2013) which examined
10 service user experience; the former considered future preference for coercive
11 measures and medication, and the latter seclusion-related trauma (see Table 36).
12

Table 33: Study information table for systematic reviews evaluating restraint and/or seclusion

	Happell 2010	Nelstrop 2006
Review question/ Aim	To explore nurses' attitudes towards the use of seclusion.	To assess whether restraint and seclusion are safe and effective interventions for the short-term management of disturbed/ violent behaviour.
Method used to synthesise evidence	Narrative synthesis	Narrative synthesis
Design of included studies	Unclear	Systematic reviews, cohort studies, descriptive studies, qualitative studies and case studies/ case series.
Dates searched	January 1995 to January 2009	1985 to 2002
Electronic databases	SCOPUS, CINAHL	MEDLINE, CINAHL, PsycINFO, sIGLE, HMIC, SETOC, AMED, BIOME, BNI, BIOLOGICAL ABSTRACTS, COCHRANE LIBRARY, NHS Centre for Reviews and Dissemination, HTA, ReFeR, COIN, POINT, ECONLIT, NATIONAL RESEARCH REGISTER, CURRENT CONTROLLED TRIALS, WEB OF SCIENCE, HEALTHSTAR, BEST EVIDENCE TRIP
No. of included studies	28	35
Participant characteristics	Mental health professionals: nurses	Adult inpatient mental health setting
Intervention	Seclusion	Seclusion and physical restraint
Comparison	Not applicable	Standard care or other alternative intervention
Outcome	<ul style="list-style-type: none"> • Experience (staff) 	<ul style="list-style-type: none"> • Effectiveness and safety of restrictive interventions • Adverse events
<i>Note.</i>		

1
2

Table 34: Study information table for systematic reviews evaluating restraint and/or seclusion

	Stewart 2009a	van der Merwe 2009
Review question/ Aim	To examine the prevalence, duration, antecedents and outcomes of manual restraint in adult psychiatric inpatient settings.	To conduct a comprehensive review on seclusion conducted in psychiatric inpatient settings.
Method used to synthesise evidence	Narrative synthesis.	Narrative synthesis
Design of included studies	Retrospective analyses of charts, observational, qualitative.	Retrospective analyses of records, questionnaires, case-control, before-after, observational and qualitative.
Dates searched	Inception to 2009 (NR publish date)	Inception to November 2006.
Electronic databases	PsycInfo; Cochrane, MEDLINE, EMBASE Psychiatry, CINAHL, British Nursing Index.	PsychInfo, Cochrane, MEDLINE, EMBASE psychiatry, CINAHL and the British Nursing Index.
No. of included studies	45	115
Participant characteristics	Adult psychiatric inpatients	Psychiatric inpatients
Intervention	Manual restraint	Seclusion
Comparison	Standard care or other alternative intervention	Standard care or other alternative intervention.
Outcome	<ul style="list-style-type: none"> • Experience (service user and staff) • Adverse events 	<ul style="list-style-type: none"> • Experience (service user and staff)
<i>Note.</i>		

1
2

Table 35: Summary of study characteristics for trials comparing restraint versus seclusion

	Restraint versus seclusion
Total no. of studies (N)	2 RCTs (131)
Study ID	(1) Bergk 2011 ¹ (2) Huf 2012
Consent gained?	(1, 2) No
Country	(1) Germany (2) Brazil
Setting	(1) Inpatient (2) Emergency department
Diagnosis	(1) Schizophrenia, affective disorder or personality disorder (2) Serious mental illness ²
Age (mean)	(1) 39 (2) 40
Sex (% Female)	(1) 27 (2) 66
Ethnicity (% White)	(1, 2) Not reported
Intervention(s)	(1) Mechanical restraint (described as “five-point restraints in a bed (both arms, both legs, and a hip belt)...According to internal hospital guidelines, patients had to be constantly monitored face-to-face during mechanical restraint. If this was not possible, patients had to be monitored at least for 15 minutes of each hour of restraint and by sight check every ten to 15 minutes for the remainder of each hour.”) (2) Mechanical restraint (described as “strong cotton bands to both arms and both legs and attached to the bedside to allow some restricted movement in the prone position.”) ³
Comparison	(1) Seclusion (described as “involuntary confinement of a person in a room from which the person is physically prevented from leaving...During seclusion patients were observed every ten to 15 minutes through a window in the door.”) (2) Seclusion (described as “sparsely furnished with just bed and toilet, but are airy, and well lit by daylight and an unglazed barred window opening to the nursing station. Seclusion was a restricted experience but not isolated.”)
Funding	(1) Not reported (2) Public funding
Outcomes	(1) Coercion Experience Scale (1) PANSS Aggression score (2) Need to change intervention early - within 1 hour (2) Still restricted by 4 hours (2) Change - because of improvement (2) Change - because of deterioration (2) Compliance - need to call doctor (in first 24 hours) (2) Compliance - did not accept oral medication (2) Compliance - needed extra tranquillising drugs (in first 24 hours) (2) Not discharged by 14 days (2) Satisfaction with conduct of episode (2) Adverse events

Note. N = Total number of participants; RCT = randomised controlled trial.

¹ The trial was stopped early because the regulatory body (Ministry of Social Welfare) advised that patients in mechanical restraint must be continuously monitored. Doing so would have changed the study conditions, therefore the study was stopped with half the planned number recruited.

² Inclusion criteria were 'anyone thought to have a serious mental illness admitted to the hospital who: (a) had a degree or risk of aggression or violent behaviour that endangered themselves or others; and (b) was thought by medical and nursing staff to need some form of physical restriction; and (c) for whom the medical and nursing staff had doubt as to whether one form of restriction (restraints) would be better than the other (seclusion room).'

³ Both procedures were also combined with the standard levels of observations (nursing observations every 30 min, medical observations every hour) and use of medications as prescribed within routine care.'

1
2

Table 36: Study information table for primary studies evaluating non-pharmacological management strategies

	Management strategies
Total no. of studies (N)	2 observational study (192)
Study ID	(1) Georgieva 2012 (2) Whitecross 2013
Consent gained?	(1) Unclear (2) Yes
Country	(1) Netherlands (2) Australia
Setting	(1, 2) Inpatient
Diagnosis	(1) Psychotic disorder; mood disorder; personality disorder; addiction; PTSD. (2) Schizophrenia or other psychotic illness (52%), schizoaffective disorder (32%), other psychiatric disorder (16%)
Age (mean)	(1) 39.25 (2) 36.89
Sex (% Female)	(1) 54 (2) 26
Ethnicity (% White)	(1,2) Not reported
Intervention(s)	(1) Forced medication and/ or seclusion (2) Post-seclusion counselling/ training
Comparison	(1) No experience of coercion (2) Treatment as usual
Funding	(1) Dutch Ministry of Health and Mental Health Centre Western North-Brabant. (2) Alfred Research Trust
Outcomes	(1) Experience - preference of containment method in a future emergency. (2) Experience - Seclusion-related trauma (Impact of Event Scale - Revised [IES-R]); number of seclusion episodes and number of hours in seclusion.
Note. N = Total number of participants.	

3

4 **Rapid tranquillisation**

5 Of the 54 trials, there were: two trials of a IM benzodiazepine versus placebo, nine
6 trials of a IM benzodiazepine versus IM antipsychotic, four trials of a comparison of
7 IM haloperidol versus placebo, 16 trials of IM haloperidol versus another IM
8 antipsychotic, two of IM benzodiazepine versus IM antipsychotic plus antihistamine,

1 three trials of an IM benzodiazepine plus IM antipsychotic versus the same IM
 2 benzodiazepine, three trials of an IM benzodiazepine plus IM antipsychotic versus
 3 the same IM antipsychotic, three trials of an IM benzodiazepine plus IM
 4 antipsychotic versus a different IM antipsychotic, and 1 trial of an IM
 5 benzodiazepine plus IM antipsychotic versus IM antipsychotic plus IM
 6 antipsychotic. For a summary of the number of studies by individual drug, see Table
 7 37 and Table 38. For a summary of study characteristics, see Table 39, Table 40, Table
 8 41, Table 42, and Table 43.

9
 10 In addition, there was one trial (Learner 1979) of IV benzodiazepine versus IV
 11 haloperidol, and one trial (Chan 2013) of IV antipsychotic (olanzapine or droperidol)
 12 plus IV benzodiazepine versus placebo (see Appendix 13 for study details).

13
 14 There were three trials of inhaled loxapine versus placebo (N = 787). See Table 44 for
 15 a summary of study characteristics.

16

Table 37: Number of studies for each IM benzodiazepine or IM antipsychotic comparison

		IM benzodiazepine				IM antipsychotic
		Clonazepam	Flunitrazepam	Lorazepam	Midazolam	HAL
Placebo				2		4
IM antipsychotic	ARI			1		2
	CPZ					3
	DRO					1
	HAL	2	1	4		
	LOX					3
	OLZ			1		3
	PER					1
	THI					2
	ZUC					1
IM antipsychotic + antihistamine	HAL + promethazine			1	1	

Note. ARI = aripiprazole; CPZ = chlorpromazine; DRO = droperidol; HAL = haloperidol; LOX = loxapine; OLZ = olanzapine; PER = perphenazine; THI = thiothixene; ZUC = zuclopenthixol acetate.

17

18

Table 38: Number of studies for each IM benzodiazepine plus IM antipsychotic comparison

		IM benzodiazepine + IM antipsychotic		
		Lorazepam + HAL	Midazolam + HAL	Clonazepam + RIS
IM benzodiazepine	Lorazepam	2		
IM antipsychotic	CLZ			2
	HAL	2	1	
	OLZ		1	
	ZIP		1	
	HAL + CLOTH	1		
IM antipsychotic + antihistamine	HAL + promethazine		1	

Note. CLOTH = clothiapine; CLZ = clozapine; HAL = haloperidol; OLZ = olanzapine; RIS = risperidone; ZIP = ziprasidone.

1

Table 39: Summary of study characteristics for trials comparing IM benzodiazepines with placebo or an IM antipsychotic drug

	IM benzodiazepine versus placebo	IM benzodiazepine versus IM antipsychotic
Total no. of studies (N)	2 RCTs (243)	9 RCTs (703)
Study ID	(1) Meehan 2001 (2) Zimbhoff 2007	(1) Chouinard 1993 (2) Qu 1999 (3) Dorevitch 1999 (4) Garza-Trevino 1989 (5) Salzman 1991 (6) Battaglia 1997 (7) Foster 1997 (8) Meehan 2001 (9) Zimbhoff 2007
Consent gained?	(1, 2) Yes	(1, 6, 8, 9) Yes (3, 5, 7) No (2, 4) Unclear
Country	(1) Romania & United States (2) United States	(1) Canada (2) China (3) Israel (8) Romania & United States (4 - 7, 9) United States
Setting	(1) General hospital (2) Not reported	(2 - 4) Acute general psychiatric inpatient (5) PICU (6) General emergency department (1, 7) Psychiatric emergency service (8) General hospital (9) Not reported
Diagnosis	(1, 2) Bipolar disorder	(3, 5 - 8) Psychosis (2, 4) Mental illness (1, 8, 9) Bipolar disorder
Age (mean)	40 to 40.8	32 to 40.8 (3, 6) Not reported

Sex (% Female)	47 to 48	26 to 54 (4) Not reported
Ethnicity (% White)	73 to 72	57 to 73 (1 - 6) Not reported
Intervention(s)	(1) IM lorazepam (2-5 mg) (2) IM lorazepam (2 mg per injection, mean = 1.4 injections)	(1, 2) IM clonazepam (1-2 mg) ¹ (3) IM flunitrazepam (1 mg) (7) Oral or IM lorazepam (2 mg) (4 - 6, 8, 9) IM lorazepam (2-5 mg)
Comparison	(1, 2) Placebo	(1 - 6) IM haloperidol (5-10 mg) ² (7) Oral or IM haloperidol (5 mg) (8) IM olanzapine (10-25 mg) (9) IM aripiprazole (9.75 or 15 mg)
Funding	(1, 2) Pharmaceutical industry	(5, 6, 8) Pharmaceutical industry (7) Nonprofit organisation (1 - 4) Not reported
Outcomes	(1) Global impression - no improvement (1) Global impression - need for additional medication (1, 2) Global impression - sedation (1) Behaviour - ABS (1, 2) Adverse effects - EPS	(1, 3, 5, 6, 8) Global impression - no improvement (6, 8) Global impression - need for additional medication (1, 3, 4, 5, 6, 7, 8, 9) Global impression - sedation (6, 8) Behaviour - ABS (1, 2, 3, 5, 6, 7, 8, 9) Adverse effects - EPS
<p><i>Note.</i> IM = Intramuscular injection; N = Total number of participants; PICU = Psychiatric Intensive Care Unit. ¹ One trial (Chouinard 1993) administered an anticholinergic (procyclidine) to the haloperidol group and placebo procyclidine to the clonazepam group.</p>		

1
2

Table 40: Summary of study characteristics for trials comparing IM benzodiazepine plus IM antipsychotic with the same benzodiazepine or same antipsychotic drug

	IM benzodiazepine plus IM antipsychotic versus same IM benzodiazepine	IM benzodiazepine plus IM antipsychotic versus same IM antipsychotic
Total no. of studies (N)	3 RCTs (130)	3 RCTs (172)
Study ID	(1) Battaglia 1997 (2) Bieniek 1998 (3) Garza-Trevino 1989	(1) Baldacara 2011 (2) Battaglia 1997 (3) Garza-Trevino 1989
Consent gained?	(1) Yes (2) No (3) Unclear	(1, 2) Yes (3) Unclear
Country	United States	(1) Brazil (2, 3) United States
Setting	(1) General emergency department (2) Psychiatric emergency service (3) Acute general psychiatric inpatient	(1) Psychiatric emergency service (2) General emergency department (3) Acute general psychiatric inpatient
Diagnosis	(1) Psychosis	(1, 3) Mental illness

	(2) Severe/acute agitation (3) Mental illness	(2) Psychosis
Age (mean)	34 to 36 (1) Not reported	32 to 34 (3) Not reported
Sex (% Female)	26 to 40	26 to 40
Ethnicity (% White)	Not reported	Not reported
Intervention(s)	(1, 2) IM lorazepam (2 mg) + IM haloperidol (5 mg) (3) IM lorazepam (4 mg) + IM haloperidol (5 mg)	(1) IM midazolam (15 mg) + IM haloperidol (5 mg) (2) IM lorazepam (2 mg) + IM haloperidol (5 mg) (3) IM lorazepam (4 mg) + IM haloperidol (5 mg)
Comparison	IM lorazepam (2 mg)	IM haloperidol (5 mg)
Funding	(1) Pharmaceutical industry (2, 3) Not reported	(2) Pharmaceutical industry (1, 3) Not reported
Outcomes	(2) Global impression - no improvement (1, 2) Global impression - need for additional medication (1, 2, 3) Global impression - sedation (1) Behaviour - ABS (1, 2) Adverse effects - EPS (1) Adverse effects - specific	(1, 2) Global impression - no improvement (2) Global impression - need for additional medication (1, 2, 3) Global impression - sedation (2) Behaviour - ABS (1) Behaviour - OAS (1, 2) Adverse effects - EPS (1, 2) Adverse effects - specific
<i>Note.</i> IM = Intramuscular injection; N = Total number of participants.		

1
2

Table 41: Summary of study characteristics for trials comparing IM benzodiazepine plus IM antipsychotic with different IM antipsychotic drug

	IM benzodiazepine plus IM antipsychotic versus different IM antipsychotic	IM benzodiazepine plus IM antipsychotic versus IM antipsychotic plus IM antipsychotic
Total no. of studies (N)	3 RCTs (404)	1 RCT (60)
Study ID	(1) Yang 2003 (2) Han 2005 (3) Baldacara 2011	Subramaney 1998
Consent gained?	(3) Yes (1, 2) Unclear	Yes
Country	(1, 2) China (3) Brazil	South Africa
Setting	(1, 2) Acute general psychiatric inpatient (3) Psychiatric emergency service	Acute general psychiatric inpatient
Diagnosis	(1, 2) Schizophrenia (3) Mental illness	Not explicitly stated, but all had aggressive and disorganised behaviour
Age (mean)	(3) 32.1 (1, 2) Not reported	Not reported
Sex (% Female)	39 to 60	23
Ethnicity (% White)	(1, 2, 3) Not reported	Not reported
Intervention(s)	(1, 2) IM clonazepam (2-6 mg) + IM	IM lorazepam (4 or 10 mg) + IM

	risperidone (2-6 mg) (3) IM midazolam (15 mg) + IM haloperidol (5 mg)	haloperidol (10 mg)
Comparison	(1, 2) IM clozapine (25-200 mg) (3) IM olanzapine (10 mg) or IM ziprasidone (20 mg)	IM clothiapine (40 mg) + IM haloperidol (10 mg)
Funding	Not reported	Not reported
Outcomes	(3) Global impression - no improvement (3) Global impression - sedation (3) Behaviour - OAS (2) Behaviour - PANSS-EC (1, 2) Adverse effects - side effects (2, 3) Adverse effects - EPS	Behaviour - OAS
<i>Note.</i> EPS = extrapyramidal symptoms; IM = Intramuscular injection; N = Total number of participants.		

1
2

Table 42: Summary of study characteristics for trials comparing IM benzodiazepine with IM antipsychotic and/or antihistamine

	IM benzodiazepine versus IM antipsychotic plus antihistamine	IM benzodiazepine plus IM antipsychotic versus IM antipsychotic plus antihistamine
Total no. of studies (N)	2 RCTs (501)	1 RCT (60)
Study ID	(1) Alexander 2004 (2) TREC 2003	Baldacara 2011
Consent gained?	(1) Yes (2) No	Yes
Country	(1) India (2) Brazil	Brazil
Setting	(1, 2) Acute general psychiatric inpatient	Psychiatric emergency service
Diagnosis	(1, 2) N/R	Severe Mental illness
Age (mean)	(1) 32 (2) 38	32
Sex (% Female)	(1) 41 (2) 51	39
Ethnicity (% White)	(1, 2) Not reported	Not reported
Intervention(s)	(1) IM lorazepam (4 mg) (2) IM midazolam (15 mg)	IM midazolam (15 mg) + IM haloperidol (5 mg)
Comparison	(1) IM haloperidol (10 mg) + IM promethazine (25/50 mg) (2) IM haloperidol (15 mg) + IM promethazine (50 mg)	IM haloperidol (5 mg) + IM promethazine (50 mg)
Funding	(1, 2) Non-industry	Not reported
Outcomes	(1) Global impression - no improvement (1) Global impression - need for additional medication (1, 2) Global impression - sedation (1, 2) Adverse effects - specific	Global impression - no improvement Global impression - sedation Behaviour - OAS Adverse effects - specific, EPS
<i>Note.</i> EPS = extrapyramidal symptoms; IM = Intramuscular injection; N = Total number of participants.		

3

1

Table 43: Summary of study characteristics for trials comparing IM haloperidol with placebo or IM another antipsychotic

	IM haloperidol versus placebo	IM haloperidol versus another IM antipsychotic
Total no. of studies (N)	4 RCTs (1386)	16 RCTs (1899)
Study ID	(1) Battaglia 2002 (2) Breier 2001 (3) Bristol-Myers 2004f (4) Bristol-Myers 2005b (5) Reschke 1974	(1) Battaglia 2002 (2) Breier 2001 (3) Bristol-Myers 2004f (4) Bristol-Myers 2005b (5) Eli 2004 (6) Fitzgerald 1969 (7) Fruensgaard 1977 (8) Kewala 1984 (9) Man 1973 (10) Paprocki 1977 (11) Reschke 1974 (12) Resnick 1984 (13) Ritter 1972 (14) Stotsky 1977 (15) Taymeeyapradit 2002 (16) Tuason 1986
Consent gained?	(1-5) Unclear	(1-16) Unclear
Country	(1-4) Multiple (11) Not reported	(1-4) Multiple (5) Taiwan (6, 8, 10, 12, 14, 16) United States (7) Denmark (9) China (15) Thailand (11, 13) Not reported
Setting	(1-4) Not reported (5) General emergency and urgent care services	(7, 8, 15, 16) Acute general psychiatric inpatient (10, 12, 14) Psychiatric emergency service (11) General emergency and urgent care services (1-6, 9, 13) Not reported
Diagnosis	(1-4) Not explicitly stated (5) Schizophrenia	(5, 11) Schizophrenia (6, 7, 9, 10, 16) Psychosis (12) Severe/acute agitation (1-4, 8, 13-15) Not explicitly stated
Age (mean)	36 to 38 (2-4) Not reported	33 to 38.6 (2-5, 7, 8, 10, 12, 14, 15) Not reported
Sex (% Female)	34 to 96 (3) Not reported	0 to 100 (3, 12, 15) Not reported
Ethnicity (% White)	(1-5) Not reported	(1-16) Not reported
Intervention(s)	(1, 2, 4) IM haloperidol (7.5 mg) (3) IM haloperidol (6.5 mg) (5) IM haloperidol (1-5 mg)	(1, 2, 4, 5) IM haloperidol (7.5 mg) (3) IM haloperidol (6.5 mg) (6, 9, 12, 13) IM haloperidol (5 mg) (7, 10) IM haloperidol (2.5-5 mg) (8) IM haloperidol (2.5-10 mg)

		(11) IM haloperidol (1-5 mg) (14) IM haloperidol (4-8 mg) (15) IM haloperidol (5-10 mg) (16) IM haloperidol (2.5-5 mg)
Comparison	(1-4) Placebo	(1, 5) IM olanzapine (10 mg) (2) IM olanzapine (2.5-10 mg) (3) IM aripiprazole (10 mg) (4) IM aripiprazole (1-15 mg) (6) IM perphenazine (5 mg) (7, 10) IM loxapine (25-50 mg) (8) IM thiothixene (2.5-10 mg) (9, 13) IM chlorpromazine (50 mg) (11) IM chlorpromazine (25 mg) (12) IM droperidol (4 mg) (14) IM thiothixene (4-8 mg) (15) IM zuclopenthixol acetate (50-100 mg) (16) IM loxapine (12.5-25)
Funding	(2) Pharmaceutical industry (1, 3, 4) Not reported	(2, 5, 8, 14) Pharmaceutical industry (6) No clear interested funding (1, 3, 4, 7, 9-13, 15, 16) Not reported
Outcomes	(5) Global impression - no improvement (1-4) Global impression - need for additional medication (2-4) Behaviour - ABS (2, 3) Behaviour - PANSS-EC (3, 4) Adverse effects - General (4) Adverse effects - Serious (3, 4) Adverse effects - Specific (2, 3, 5) Adverse effects - EPS	Global impression - no improvement Global impression - need for additional medication Global impression - sedation Behaviour - ABS Adverse effects - EPS
<p><i>Note.</i> EPS = extrapyramidal symptoms; IM = Intramuscular injection; N = Total number of participants.</p>		

1
2

Table 44: Summary of study characteristics for trials comparing inhaled loxapine with placebo

	Inhaled loxapine versus placebo
Total no. of studies (N)	3 RCTs (787)
Study ID	(1) Allen 2011b (2) Kwentus 2012 (3) Lesem 2011
Consent gained?	(1, 2) Yes (3) Unclear
Country	(1 - 3) United States
Setting	(1 - 3) Psychiatric research facilities
Diagnosis	(1) Psychosis (2) Bipolar disorder (3) Schizophrenia
Age (mean)	40 - 43
Sex (% Female)	(1) 19 (2) 50 (3) 26
Ethnicity (% White)	(1) 43 (2) 44 (3) 34
Intervention(s)	Inhaled loxapine (5 or 10 mg) (via inhalation using the Staccato® system)
Comparison	Placebo (via inhalation using the Staccato® system)
Funding	(1 - 3) Pharmaceutical industry
Outcomes	(1 - 3) Global impression - no improvement (1) Global impression - need for additional medication (2) Global impression - mild to marked agitation (2) Global impression - deep sleep/unarousable (1 - 3) Adverse effects - any
<i>Note.</i> IM = Intramuscular injection; N = Total number of participants.	

1

2 **6.3.3 Clinical evidence for non-pharmacological management** 3 **strategies (during an event)**

4 *Seclusion and restraint*

5 In a review of 21 observational studies in adult psychiatric inpatient settings
6 (Nelstrop 2006), the authors concluded that there was insufficient evidence to
7 determine whether 'seclusion and restraint are safe and/or effective interventions
8 for the short-term management of disturbed/violent behaviour'. In the emergency
9 department, one RCT of 105 adults (Huf 2012), reported low quality evidence that in
10 terms of effectiveness, a least restrictive care pathway (seclusion) could be as
11 effective as a more restrictive pathway (mechanical restraint) with the majority fully
12 managed. Furthermore, for the minority who could not be managed, transition was
13 not found to significantly increase the overall time of the restraint compared to time
14 in seclusion.
15

1 With regard to preference, one RCT of 26 inpatients (Bergk 2011) reported low
2 quality evidence suggesting there was little difference in terms of service user's
3 perceived level of coercion between mechanical restraint and seclusion.

4 *Restrictive interventions*

5 One survey of 161 inpatients (Georgieva 2012) reported low quality evidence that
6 service user preference for restrictive interventions during an emergency was
7 influenced by previous experience. The evidence suggested that in those individuals
8 who had not experienced a restrictive intervention and in those who had
9 experienced both seclusion and forced medication, the majority expressed a
10 preference for forced medication in the future. However, in those who had only
11 experienced seclusion, the majority would prefer seclusion in the future.

12
13 One review including 45 studies of manual restraint (Stewart 2009a) and one review
14 including 115 studies of seclusion (Van der Merwe 2009) found low quality evidence
15 that service users had predominately negative attitudes towards the use of restrictive
16 interventions, including fear, pain and anger. Furthermore, one cohort study of 31
17 participants (Whitecross 2013) suggested low quality evidence of notable service
18 user trauma following recent seclusion episodes; with 'probable PTSD' reported in
19 47% of cases.

20
21 One review including 45 studies of manual restraint (Stewart 2009a), one review
22 including 115 studies of seclusion (Van der Merwe 2009) and one review including
23 28 studies of seclusion (Happell 2010) found that whilst staff generally viewed
24 restrictive interventions as necessary, this benefit was also accompanied by negative
25 feelings including: staff regret, trauma and concerns with regard to the therapeutic
26 relationship.

27 **6.3.4 Clinical evidence for rapid tranquillisation (during an event)**

28 Because there were a large number of specific adverse effects reported in the trials,
29 but event rates were low, only the total numbers of adverse events or those
30 considered serious are presented here (see the full GRADE evidence profiles and
31 associated forest plots for all adverse effects).

32
33 For each comparison, summary of findings tables are reported in Table 45, Table 46,
34 Table 47, Table 48, Table 49, Table 50, Table 51, Table 52, Table 53, Table 54. All
35 evidence statements are then grouped at the end of this subsection.

36
37
38
39
40

Table 45: Summary of findings table for intramuscular (IM) benzodiazepine compared to placebo

Outcomes	Illustrative comparative risks (95% CI)		Relative effect (95% CI)	No of Participants (studies)	Quality of the evidence (GRADE)
	Assumed risk PLB	Corresponding risk IM BZD			
Global impression: 1. no improvement - short term Follow-up: 15-60 min	725 per 1000	646 per 1000 (501 to 842)	RR 0.89 (0.69 to 1.16)	102 (1 study)	low ^{1,2}
Global impression: 1. no improvement - medium term Follow-up: 1-24 hrs	569 per 1000	353 per 1000 (227 to 552)	RR 0.62 (0.4 to 0.97)	102 (1 study)	low ^{1,2}
Global impression: 2. need for additional medication - medium term Follow-up: mean 1-24 hours	529 per 1000	529 per 1000 (365 to 762)	RR 1 (0.69 to 1.44)	102 (1 study)	low ^{1,2}
Global impression: 3. sedation - medium term Follow-up: mean 1-24 hours	65 per 1000	139 per 1000 (68 to 264)	RR 2.16 (1.06 to 4.09)	243 (2 studies)	low ²
Behaviour: 1. average change score (ABS) - medium term Follow-up: mean 1-24 hours		The mean score in the intervention group was 0.60 standard deviations lower (1 to 0.21 lower)		101 (1 study)	low ^{1,2}
Adverse effects/events: 3. specific - sedation - medium term Follow-up: mean 1-24 hours	14 per 1000	116 per 1000 (15 to 903)	RR 8.35 (1.07 to 65.01)	141 (1 study)	low ^{1,2}

Note. The basis for the assumed risk (e.g. the median control group risk across studies) is provided in footnotes. The corresponding risk (and its 95% confidence interval) is based on the assumed risk in the comparison group and the relative effect of the intervention (and its 95% CI).

¹ Generally unclear risk of bias and funded by manufacturer.

² Optimal information size (for dichotomous outcomes, OIS = 300 events; for continuous outcomes, OIS = 400 participants) not met.

³ One study shows a positive effect and one study shows a negative effect and I² value is significant.

1

Table 46: Summary of findings table for intramuscular (IM) benzodiazepine compared to IM antipsychotic

Outcomes	Illustrative comparative risks (95% CI)		Relative effect (95% CI)	No of Participants (studies)	Quality of the evidence (GRADE)
	Assumed risk IM AP	Corresponding risk IM BZD			
Global impression: 1. no improvement; vs haloperidol - medium term Follow-up: 1-24 hrs	561 per 1000	488 per 1000 (314 to 763)	RR 0.87 (0.56 to 1.36)	158 (4 studies)	low ^{1,2}
Global impression: 2. need for additional medication; vs haloperidol - medium term Follow-up: mean 1-24 hours	886 per 1000	771 per 1000 (620 to 965)	RR 0.87 (0.7 to 1.09)	66 (1 study)	low ^{1,2}
Global impression: 3. sedation; vs haloperidol - short term Follow-up: mean 15-60 minutes	333 per 1000	390 per 1000 (177 to 863)	RR 1.17 (0.53 to 2.59)	44 (1 study)	low ^{1,2}
Global impression: 3. sedation; vs haloperidol - medium term Follow-up: 1-24 hours	203 per 1000	270 per 1000 (191 to 379)	RR 1.33 (0.94 to 1.87)	394 (7 studies)	low ^{1,2}
Global impression: 3. sedation; vs aripiprazole - medium term Follow-up: 1-24 hours	120 per 1000	191 per 1000 (100 to 367)	RR 1.59 (0.83 to 3.06)	218 (1 study)	low ^{1,2}
Behaviour: 2. average change/endpoint score (ABS); vs haloperidol - medium term Follow-up: 1-24 hours		The mean score in the intervention groups was 0.20 standard deviations higher (0.28 lower to 0.69 higher)		66 (1 study)	low ^{1,2}
Behaviour: 4. average change score (OAS); vs haloperidol - medium term Follow-up: 1-24 hours		The mean change score was 0.15 standard deviations higher		46 (1 study)	low ^{2,3}

		(0.43 lower to 0.73 higher)			
Adverse effects: 3. specific; vs aripiprazole - sedation - medium term Follow-up: 1-24 hours	53 per 1000	116 per 1000 (45 to 296)	RR 2.17 (0.85 to 5.55)	219 (1 study)	low ^{1,2}
Adverse effects: 1. extrapyramidal symptoms - vs haloperidol - medium term Follow-up: 1-24 hours	186 per 1000	24 per 1000 (7 to 80)	RR 0.13 (0.04 to 0.43)	233 (6 studies)	low ^{1,2}
Adverse effects: 1. extrapyramidal symptoms - vs aripiprazole - medium term Follow-up: 1-24 hours	53 per 1000	7 per 1000 (1 to 116)	RR 0.13 (0.01 to 2.17)	219 (1 study)	low ^{1,2}

Note. The basis for the assumed risk (e.g. the median control group risk across studies) is provided in footnotes. The corresponding risk (and its 95% confidence interval) is based on the assumed risk in the comparison group and the relative effect of the intervention (and its 95% CI).

¹ Generally unclear risk of bias and funded by manufacturer.

² Optimal information size (for dichotomous outcomes, OIS = 300 events; for continuous outcomes, OIS = 400 participants) not met.

³ Generally unclear RoB and funding not reported.

1
2

Table 47: Summary of findings table for intramuscular (IM) benzodiazepine plus IM antipsychotic versus same IM benzodiazepine

Outcomes	Illustrative comparative risks (95% CI)		Relative effect (95% CI)	No of Participants (studies)	Quality of the evidence (GRADE)
	Assumed risk	Corresponding risk			
	Same BZD	IM BZD + AP			
Global impression: 1. no improvement; + haloperidol - short term (15-60min) Follow-up: 15-60 minutes	455 per 1000	50 per 1000 (5 to 791)	RR 0.11 (0.01 to 1.74)	20 (1 study)	very low ^{1,2}
Global impression: 1. no improvement; + haloperidol - medium term (1-24hrs) Follow-up: 1-24 hour	683 per 1000	656 per 1000 (478 to 888)	RR 0.96 (0.7 to 1.3)	83 (2 studies)	low ^{1,3}
Global impression: 2. need for additional medication; + haloperidol - medium term Follow-up: 1-24 hours	619 per 1000	576 per 1000	RR 0.93 (0.34 to 2.55)	83 (2 studies)	low ^{1,3}
Global impression: 3. sedation; + haloperidol - short term Follow-up: 15-60 minutes	391 per 1000	751 per 1000 (430 to 1000)	RR 1.92 (1.1 to 3.35)	47 (1 study)	low ^{3,4}
Global impression: 3. sedation; + haloperidol - medium term Follow-up: 1-24 hours	556 per 1000	472 per 1000 (294 to 750)	RR 0.85 (0.53 to 1.35)	110 (2 studies)	low ^{1,3}
Behaviour: 1. average endpoint score (ABS); + haloperidol - medium term Follow-up: 1-24 hours		The mean score in the intervention group was 0.18 standard deviations lower (0.67 lower to 0.32 higher)		63 (1 study)	low ^{1,3}
Adverse effects: 1. extrapyramidal symptoms - +haloperidol - medium term Follow-up: 1-24 hours	24 per 1000	46 per 1000 (4 to 483)	RR 1.94 (0.18 to 20.3)	83 (2 studies)	low ^{1,3}
Adverse effects: 2. use of medication for EPS - +haloperidol - medium term Follow-up: 1-24 hours	129 per 1000	94 per 1000 (23 to 386)	RR 0.73 (0.18 to 2.99)	63 (1 study)	low ^{1,3}

Note. The basis for the assumed risk (e.g. the median control group risk across studies) is provided in footnotes. The corresponding risk (and its 95% confidence interval) is based on the assumed risk in the comparison group and the relative effect of the intervention (and its 95% CI).

¹ Generally unclear risk of bias and funded by manufacturer.

² Very small sample with wide CIs crossing the line of no effect

³ Optimal information size (for dichotomous outcomes, OIS = 300 events; for continuous outcomes, OIS = 400 participants) not met.

⁴ Generally unclear RoB and funding not reported.

1
2
3

Table 48: Summary of findings table for intramuscular (IM) benzodiazepine plus IM antipsychotic compared to same antipsychotic

Outcomes	Illustrative comparative risks (95% CI)		Relative effect (95% CI)	No of Participants (studies)	Quality of the evidence (GRADE)
	Assumed risk SAME	Corresponding risk IM BZD + IM AP			
Global impression: 1. no improvement; +/-vs haloperidol - medium term (1-24hrs) Follow-up: 1-24 hours	385 per 1000	1000 per 1000 (50 to 1000)	RR 3 (0.13 to 67.48)	127 (2 studies)	low ^{1,2}
Global impression: 2. need for additional medication; +/-vs haloperidol - medium term Follow-up: 1-24 hours	886 per 1000	841 per 1000 (700 to 1000)	RR 0.95 (0.79 to 1.15)	67 (1 study)	low ^{2,3}
Global impression: 4. sedation; +/-vs haloperidol - short term Follow-up: 15-60 minutes	333 per 1000	750 per 1000 (393 to 1000)	RR 2.25 (1.18 to 4.3)	45 (1 study)	low ^{2,4}
Global impression: 4. sedation; +/-vs haloperidol - medium term Follow-up: 1-24 hours	256 per 1000	427 per 1000 (171 to 1000)	RR 1.67 (0.67 to 4.12)	172 (3 studies)	very low ^{1,2,3}
Behaviour: 1. average endpoint score (ABS); +/-vs haloperidol - medium term Follow-up: 1-24 hours		The mean score in the intervention groups was 0.02 standard deviations higher (0.46 lower to 0.5 higher)		67 (1 study)	low ^{2,3}
Behaviour: 2. average endpoint score (OAS); +/-vs haloperidol - short		The mean score in the intervention groups was 0.48 standard		60 (1 study)	low ^{2,5}

term		deviations higher (0.03 lower to 1 higher)			
Follow-up: 15-60 minutes					
Behaviour: 2. average endpoint score (OAS); +/vs haloperidol - medium term Follow-up: 1-24 hours		The mean score in the intervention groups was 0.66 standard deviations higher (0.14 to 1.18 higher)		60 (1 study)	low ^{2,5}
Adverse effects: 1. extrapyramidal symptoms - +/vs haloperidol - medium term Follow-up: 1-24 hours	185 per 1000	83 per 1000 (31 to 225)	RR 0.45 (0.17 to 1.22)	127 (2 studies)	low ^{2,3}
Adverse effects: 2. use of medication for EPS - +/vs haloperidol - medium term Follow-up: 1-24 hours	257 per 1000	126 per 1000 (44 to 368)	RR 0.49 (0.17 to 1.43)	67 (1 study)	low ^{2,3}

Note. The basis for the assumed risk (e.g. the median control group risk across studies) is provided in footnotes. The corresponding risk (and its 95% confidence interval) is based on the assumed risk in the comparison group and the relative effect of the intervention (and its 95% CI).

¹ Studies found contrasting results. High, significant I squared value.

² Optimal information size (for dichotomous outcomes, OIS = 300 events; for continuous outcomes, OIS = 400 participants) not met.

³ Generally unclear risk of bias and funded by manufacturer.

⁴ Generally unclear or high RoB and funding not reported.

⁵ Generally unclear RoB and funding not reported.

1
2
3

Table 49: Summary of findings table for intramuscular (IM) benzodiazepine plus IM antipsychotic compared to different IM antipsychotic

Outcomes	Illustrative comparative risks (95% CI)		Relative effect (95% CI)	No of Participa nts (studies)	Quality of the evidence (GRADE)
	Assumed risk	Corresponding risk			
Global impression: 1. no improvement; + haloperidol vs ziprasidone - medium term (1-24hrs) Follow-up: 1-24 hours	100 per 1000	400 per 1000 (125 to 1000)	RR 4 (1.25 to 12.75)	60 (1 study)	low ^{1,2}
Global impression: 3. sedation; + haloperidol vs ziprasidone -	100 per 1000	400 per 1000 (125 to 1000)	RR 4 (1.25 to 12.75)	60 (1 study)	low ^{1,2}

medium term Follow-up: 1-24 hours					
Behaviour: 1. average change score (OAS); + haloperidol vs ziprasidone - short term Follow-up: 15-60 minutes		The mean score in the intervention groups was 0.55 standard deviations higher (0.03 to 1.06 higher)		60 (1 study)	low ^{1,2}
Behaviour: 1. average change score (OAS); + haloperidol vs ziprasidone - medium term Follow-up: 1-24 hours		The mean score in the intervention groups was 0.96 standard deviations higher (0.43 to 1.5 higher)		60 (1 study)	low ^{1,2}
Adverse effects: 2. extrapyramidal symptoms - +haloperidol vs ziprasidone - medium term Follow-up: 1-24 hours	Zero events	Not estimable	RR 7 (0.38 to 129.93)	60 (1 study)	low ^{1,2}

Note. The basis for the assumed risk (e.g. the median control group risk across studies) is provided in footnotes. The corresponding risk (and its 95% confidence interval) is based on the assumed risk in the comparison group and the relative effect of the intervention (and its 95% CI).

¹ Generally unclear risk of bias and funding not reported

² Optimal information size (for dichotomous outcomes, OIS = 300 events; for continuous outcomes, OIS = 400 participants) not met.

1
2
3

Table 50: Summary of findings table for intramuscular (IM) benzodiazepine plus IM antipsychotic compared to IM antipsychotic plus another IM antipsychotic

Outcomes	Illustrative comparative risks (95% CI)		Relative effect (95% CI)	No of Participants (studies)	Quality of the evidence (GRADE)
	Assumed risk	Corresponding risk			
	IM AP + IM AP	IM BZD + AP			
Behaviour: 3. average endpoint score (OAS) + haloperidol vs clothiapine + haloperidol - medium term (1-24hrs) Follow-up: 1-24 hours		The mean score in the intervention groups was 0.13 standard deviations lower (0.64 lower to 0.37 higher)		60 (1 study)	low ^{1,2}

Note. The basis for the assumed risk (e.g. the median control group risk across studies) is provided in footnotes. The corresponding risk (and its 95% confidence interval) is based on the assumed risk in the comparison group and the relative effect of the intervention (and its 95% CI).

¹ Generally unclear risk of bias and funding not reported

² Optimal information size (for dichotomous outcomes, OIS = 300 events; for continuous outcomes, OIS = 400 participants) not met.

1
2
3

Table 51: Summary of findings table for intramuscular (IM) benzodiazepine versus IM antipsychotic plus antihistamine

Outcomes	Illustrative comparative risks (95% CI)		Relative effect (95% CI)	No of Participants (studies)	Quality of the evidence (GRADE)
	Assumed risk	Corresponding risk			
	IM AP + antihistamines	IM BZD			
Global impression: 1. no improvement; vs haloperidol + promethazine - immediate term Follow-up: 0-15 minutes	390 per 1000	698 per 1000 (530 to 924)	RR 1.79 (1.36 to 2.37)	200 (1 study)	low ^{1,2}
Global impression: 1. no improvement; vs haloperidol + promethazine - short term Follow-up: 15-60 minutes	170 per 1000	420 per 1000 (257 to 685)	RR 2.47 (1.51 to 4.03)	200 (1 study)	low ^{1,2}
Global impression: 1. no improvement; vs haloperidol + promethazine - medium term Follow-up: 1-24 hours	120 per 1000	260 per 1000 (139 to 486)	RR 2.17 (1.16 to 4.05)	200 (1 study)	low ^{1,2}
Global impression: 2. need for additional medication; vs haloperidol + promethazine - immediate term Follow-up: 0-15 minutes	Zero events	Not estimable	No events in either group	200 (1 study)	-
Global impression: 2. need for additional medication; vs haloperidol + promethazine - short term Follow-up: 15-60 minutes	Zero events	Not estimable	RR 3 (0.12 to 72.77)	200 (1 study)	low ^{1,2}
Global impression: 2. need for additional medication; vs haloperidol + promethazine - medium term Follow-up: 1-24 hours	30 per 1000	40 per 1000 (9 to 174)	RR 1.33 (0.31 to 5.81)	200 (1 study)	low ^{1,2}
Global impression: 3. sedation (tranquil or asleep); vs haloperidol + promethazine - immediate term (lorazepam) Follow-up: 0-15 minutes	890 per 1000	783 per 1000 (685 to 881)	RR 0.88 (0.77 to 0.99)	200 (1 study)	low ^{1,2}

Global impression: 3. sedation (tranquil or asleep); vs haloperidol + promethazine - short term (lorazepam) Follow-up: 15-60 minutes	950 per 1000	808 per 1000 (731 to 902)	RR 0.85 (0.77 to 0.95)	200 (1 study)	low^{1,2}
Global impression: 3. sedation (tranquil or asleep); vs haloperidol + promethazine - medium term (lorazepam) Follow-up: 1-24 hours	970 per 1000	883 per 1000 (815 to 951)	RR 0.91 (0.84 to 0.98)	200 (1 study)	low^{1,2}
Global impression: 3. sedation (tranquil or asleep); vs haloperidol + promethazine - short term (midazolam) Follow-up: 15-60 minutes	673 per 1000	889 per 1000 (781 to 1000)	RR 1.32 (1.16 to 1.49)	301 (1 study)	low^{1,2}
Global impression: 3. sedation (tranquil or asleep); vs haloperidol + promethazine - medium term (midazolam) Follow-up: 1-24 hours	827 per 1000	934 per 1000 (860 to 1000)	RR 1.13 (1.04 to 1.23)	301 (1 study)	low^{1,2}

Note. The basis for the assumed risk (e.g. the median control group risk across studies) is provided in footnotes. The corresponding risk (and its 95% confidence interval) is based on the assumed risk in the comparison group and the relative effect of the intervention (and its 95% CI).

¹ Participants and outcome assessors were non-blinded.

² Optimal information size (for dichotomous outcomes, OIS = 300 events; for continuous outcomes, OIS = 400 participants) not met.

1
2
3

Table 52: Summary of findings table for intramuscular (IM) benzodiazepine plus IM antipsychotic versus IM antipsychotic plus antihistamine

Outcomes	Illustrative comparative risks (95% CI)		Relative effect (95% CI)	No of Participants (studies)	Quality of the evidence (GRADE)
	Assumed risk	Corresponding risk			
Global impression: 1. no improvement; + haloperidol vs haloperidol + promethazine - medium term (1-24hrs) Follow-up: 1-24 hours	0 per 1000	0 per 1000 (0 to 0)	RR 25 (1.55 to 403.99)	60 (1 study)	low^{1,2}

Global impression: 3. sedation - + haloperidol vs haloperidol + promethazine - medium term Follow-up: 1-24 hours	33 per 1000	400 per 1000 (55 to 1000)	RR 12 (1.66 to 86.59)	60 (1 study)	low^{1,2}
Behaviour: 1. average endpoint score (OAS) + haloperidol vs haloperidol + promethazine - short term Follow-up: 15-60 minutes		The mean score in the intervention groups was 0.85 standard deviations lower (1.38 to 0.32 lower)		60 (1 study)	low^{1,2}
Behaviour: 1. average endpoint score (OAS) + haloperidol vs haloperidol + promethazine - medium term Follow-up: 1-24 hours		The mean score in the intervention groups was 0.48 standard deviations higher (0.03 lower to 1 higher)		60 (1 study)	low^{1,2}
Adverse effects/events: 1. extrapyramidal symptoms - +haloperidol vs haloperidol+promethazine - medium term Follow-up: 1-24 hours	167 per 1000	100 per 1000 (27 to 382)	RR 0.6 (0.16 to 2.29)	60 (1 study)	low^{1,2}

Note. The basis for the assumed risk (e.g. the median control group risk across studies) is provided in footnotes. The corresponding risk (and its 95% confidence interval) is based on the assumed risk in the comparison group and the relative effect of the intervention (and its 95% CI).

¹ Participants and outcome assessors were non-blinded.

² Optimal information size (for dichotomous outcomes, OIS = 300 events; for continuous outcomes, OIS = 400 participants) not met.

1
2

Table 53: Summary of findings table for intramuscular (IM) haloperidol versus placebo

Outcomes	Illustrative comparative risks* (95% CI)		Relative effect (95% CI)	No of Participants (studies)	Quality of the evidence (GRADE)
	Assumed risk PLB	Corresponding risk IM HAL			
Repeated need for tranquillisation - needing additional injection during 24 hours (agitation only)	582 per 1000	303 per 1000 (245 to 379)	RR 0.52 (0.42 to 0.65)	660 (4 studies)	low^{1,2}

Global outcome: 1. Not improved - not marked improvement	1000 per 1000	610 per 1000 (440 to 840)	RR 0.61 (0.44 to 0.84)	40 (1 study)	low ^{1,2}
Global outcome: 1. Not improved - not any improvement	364 per 1000	102 per 1000 (29 to 389)	RR 0.28 (0.08 to 1.07)	40 (1 study)	low ^{1,2}
Global outcome: 2. Need for benzodiazepine during 24 hours - need for benzodiazepine during 24 hours	269 per 1000	135 per 1000 (81 to 218)	RR 0.5 (0.3 to 0.81)	660 (4 studies)	low ^{1,2}
Specific behaviour - agitation: 2a. Average score - by about 2 hours - change score - ABS (high = worse)		The mean score in the intervention groups was 0.65 standard deviations lower (0.95 to 0.35 lower)		474 (3 studies)	moderate ¹
Specific behaviour - agitation: 2a. Average score - by about 2 hours - change score - PANSS-EC (high = worse)		The mean score in the intervention groups was 0.59 standard deviations lower (1.04 to 0.14 lower)		357 (2 studies)	low ^{1,2}
Specific behaviour - agitation: 2b. Average score - by about 24 hours - change score - ABS (high = worse)		The mean score in the intervention groups was 0.59 standard deviations lower (1.02 to 0.15 lower)		85 (1 study)	low ^{2,3}
Specific behaviour - agitation: 2b. Average score - by about 24 hours - change score - PANSS-EC (high = worse)		The mean score in the intervention groups was 0.38 standard deviations lower (0.81 lower to 0.05 higher)		85 (1 study)	low ^{2,3}
Adverse effects: 1. General - one or more drug related adverse effects during 24 hours	280 per 1000	459 per 1000 (342 to 616)	RR 1.64 (1.22 to 2.2)	395 (2 studies)	moderate ^{1,2}
Adverse effects: 1. General - increased severity of	136 per 1000	443 per 1000 (256 to 768)	RR 3.25 (1.88 to 5.63)	273 (1 study)	low ^{1,2}

adverse effects after 2nd injection					
Adverse effects: 1. General - overall adverse events during 72 hours	273 per 1000	485 per 1000 (335 to 706)	RR 1.78 (1.23 to 2.59)	273 (1 study)	low^{1,2}
Adverse effects: 2. General - Serious - death	Zero events	Not estimable	Zero events in either group	273 (1 study)	-
Adverse effects: 2. General - Serious - rated as serious	16 per 1000	5 per 1000 (0 to 134)	RR 0.34 (0.01 to 8.29)	122 (1 study)	low^{1,2}
Adverse effects: 2. General - Serious - tonic clonic seizure	Zero events	Not estimable	Zero events in either group	117 (1 study)	-
Adverse effects: 3. Specific - arousal level - "over" sedated	51 per 1000	154 per 1000 (64 to 367)	RR 3.04 (1.27 to 7.26)	313 (2 studies)	low^{1,2}

Note. The basis for the assumed risk (e.g. the median control group risk across studies) is provided in footnotes. The corresponding risk (and its 95% confidence interval) is based on the assumed risk in the comparison group and the relative effect of the intervention (and its 95% CI).

¹ RoB generally unclear and funding not reported

² Optimal information size (for dichotomous outcomes, OIS = 300 events; for continuous outcomes, OIS = 400 participants) not met.

³ RoB generally unclear and trial funded by manufacturer.

1
2

Table 54: Summary of findings table for intramuscular (IM) haloperidol versus another IM antipsychotic

Outcomes	Illustrative comparative risks* (95% CI)		Relative effect (95% CI)	No of Participants (studies)	Quality of the evidence (GRADE)
	Assumed risk	Corresponding risk			
	OTHER IM AP	IM HAL			
Repeated need for rapid tranquillisation: needing additional injection	338 per 1000	351 per 1000 (294 to 422)	RR 1.04 (0.87 to 1.25)	1418 (9 studies)	low^{1,2}
Repeated need for rapid tranquillisation: needing additional injection - vs aripiprazole	411 per 1000	325 per 1000 (255 to 411)	RR 0.79 (0.62 to 1)	473 (2 studies)	low^{3,4}
Repeated need for rapid tranquillisation: needing additional injection - vs chlorpromazine	933 per 1000	999 per 1000 (831 to 1000)	RR 1.07 (0.89 to 1.28)	30 (1 study)	very low^{3,5}
Repeated need for rapid tranquillisation: needing	364 per 1000	811 per 1000 (360 to 1000)	RR 2.23 (0.99 to 5.06)	27 (1 study)	low^{3,4}

additional injection - vs droperidol					
Repeated need for rapid tranquillisation: needing additional injection - vs zuclopenthixol acetate	184 per 1000	468 per 1000 (219 to 1000)	RR 2.54 (1.19 to 5.46)	70 (1 study)	low ^{3,4}
Repeated need for rapid tranquillisation: needing additional injection - vs thiothixene	933 per 1000	999 per 1000 (831 to 1000)	RR 1.07 (0.89 to 1.28)	30 (1 study)	low ^{1,4}
Global outcome: Not improved	258 per 1000	188 per 1000 (119 to 304)	RR 0.73 (0.46 to 1.18)	840 (10 studies)	low ^{3,4}
Global outcome: Not improved - vs chlorpromazine	286 per 1000	46 per 1000 (14 to 137)	RR 0.16 (0.05 to 0.48)	89 (2 studies)	low ^{3,4}
Global outcome: Not improved - vs loxapine	254 per 1000	208 per 1000 (107 to 412)	RR 0.82 (0.42 to 1.62)	121 (3 studies)	low ^{3,4}
Global outcome: Not improved - vs perphenazine	95 per 1000	44 per 1000 (4 to 446)	RR 0.46 (0.04 to 4.68)	44 (1 study)	low ^{3,4}
Global outcome: Not improved - vs thiothixene	0 per 1000	0 per 1000 (0 to 0)	RR 4.2 (0.21 to 82.72)	44 (1 study)	low ^{1,4}
Adverse effects: 1a. General (aripiprazole) - one or more drug related adverse effects during 24 hours	384 per 1000	453 per 1000 (364 to 560)	RR 1.18 (0.95 to 1.46)	477 (2 studies)	low ^{3,4}
Adverse effects: 1a. General (aripiprazole) - increased severity of adverse effects after 2nd injection	331 per 1000	444 per 1000 (341 to 577)	RR 1.34 (1.03 to 1.74)	360 (1 study)	low ^{3,4}
Adverse effects: 1a. General (aripiprazole) - overall adverse events during 72 hours	366 per 1000	486 per 1000 (380 to 622)	RR 1.33 (1.04 to 1.7)	360 (1 study)	low ^{3,4}
Adverse effects: 1b. 'Serious' (aripiprazole) - any	30 per 1000	17 per 1000 (3 to 95)	RR 0.55 (0.1 to 3.16)	477 (2 studies)	
Adverse effects: 1b. 'Serious' (aripiprazole) - tonic clonic seizure	18 per 1000	6 per 1000 (0 to 134)	RR 0.32 (0.01 to 7.62)	117 (1 study)	low ^{3,4}
Adverse effects: 1b. 'Serious' (aripiprazole) - death	Zero events	Not estimable	Zero events in either group	360 (1 study)	-
Adverse effects: any serious or specific AEs (chlorpromazine) - arousal - drowsy but asleep	600 per 1000	36 per 1000 (6 to 252)	RR 0.06 (0.01 to 0.42)	39 (1 study)	low ^{3,4}

Adverse effects: 1. General (perphenazine) - one or more adverse effect	333 per 1000	433 per 1000 (203 to 933)	RR 1.3 (0.61 to 2.8)	44 (1 study)	low^{3,4}
Adverse effects: 1. General (ziprasidone) - one or more drug related adverse effects - by 72 hours	317 per 1000	536 per 1000 (390 to 739)	RR 1.69 (1.23 to 2.33)	739 (3 studies)	very low^{1,2,4}
Adverse effects: 1. General (ziprasidone) - severe adverse effect - by 72 hours	Zero events	Not estimable	Zero events in either group	376 (1 study)	-
Adverse effects: 1. General (loxapine) - one or more drug related adverse effect	667 per 1000	533 per 1000 (293 to 967)	RR 0.8 (0.44 to 1.45)	30 (1 study)	low^{3,4}
Adverse effects: 1. General - one or more adverse effects (thiothixene)	400 per 1000	568 per 1000 (388 to 836)	RR 1.42 (0.97 to 2.09)	74 (2 studies)	low^{1,4}

Note. The basis for the assumed risk (e.g. the median control group risk across studies) is provided in footnotes. The corresponding risk (and its 95% confidence interval) is based on the assumed risk in the comparison group and the relative effect of the intervention (and its 95% CI).

¹ RoB generally unclear and funded by manufacturer

² High and significant I squared value

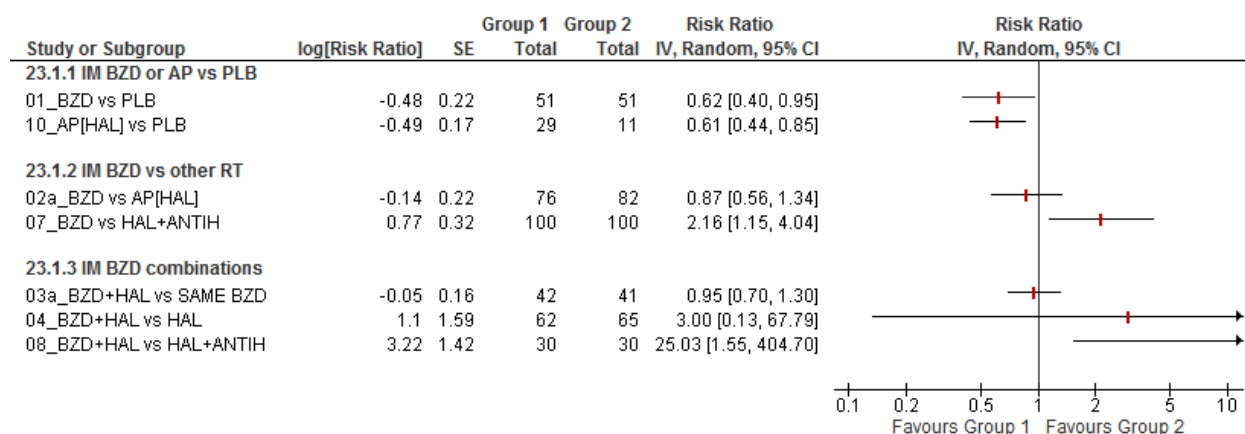
³ RoB generally unclear and funding not reported

⁴ Optimal information size (for dichotomous outcomes, OIS = 300 events; for continuous outcomes, OIS = 400 participants) not met.

⁵ Very small sample with wide CIs crossing the line of no effect.

1
2 Given the large number of comparisons, summary forest plots were used to aid
3 interpretation as can be seen in Figure 5 (global effect - no improvement), Figure 6
4 (behaviour - agitation), Figure 7 (global effect - excessive sedation), and Figure 8
5 (adverse effect - extrapyramidal symptoms).

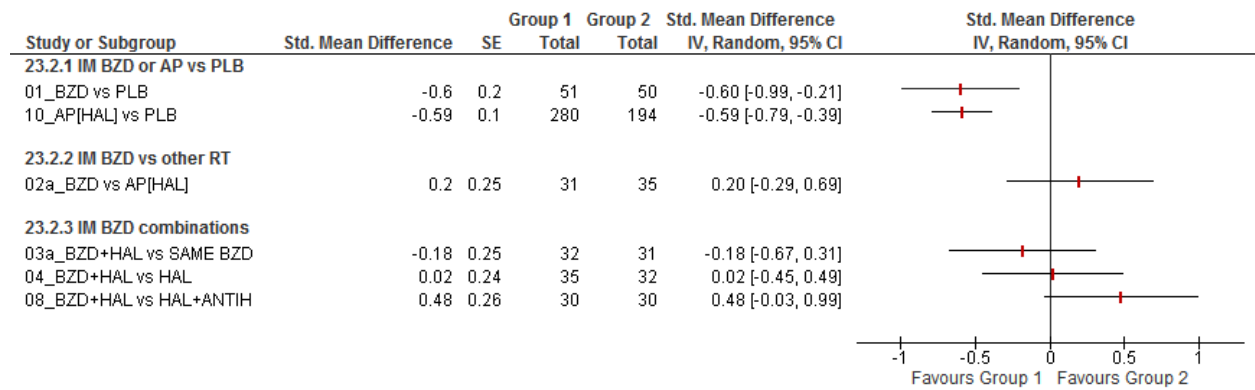
6
7 **Figure 5: Rapid tranquillisation summary forest plot for the global effect - no**
8 **improvement**



9

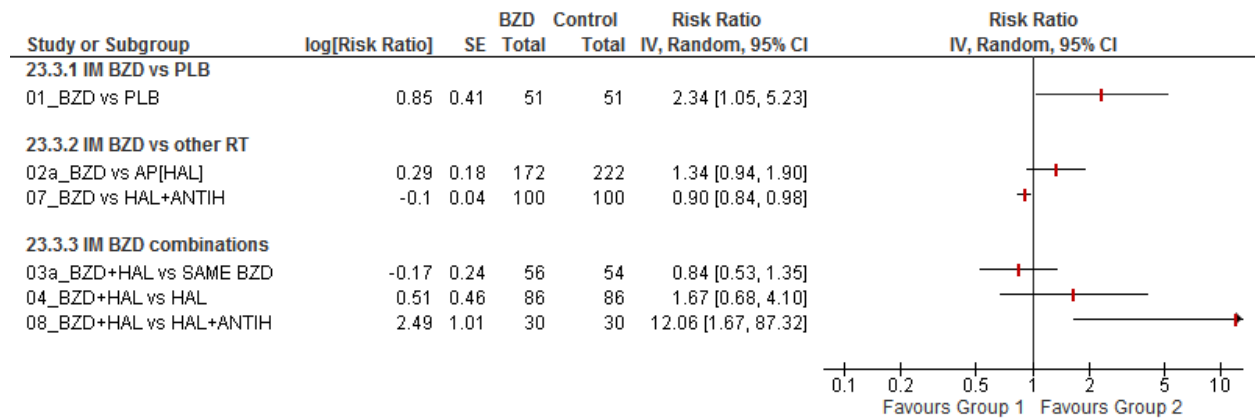
1
2

Figure 6: Rapid tranquillisation summary forest plot for agitation



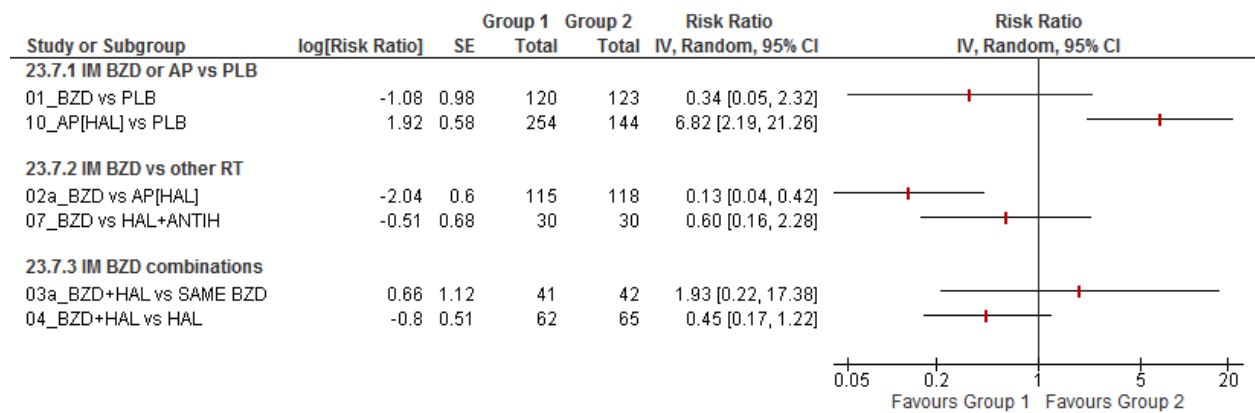
3
4

Figure 7: Rapid tranquillisation summary forest plot for the global effect - excessive sedation



7
8

Figure 8: Rapid tranquillisation summary forest plot for the adverse effect - extrapyramidal symptoms



11
12

1 **Evidence statements**

2 Low quality evidence from one to two RCTs with up to 243 participants showed that
3 an IM benzodiazepine was more effective than placebo, but increased the risk of
4 excessive sedation (Table 45).

5
6 Low quality evidence from between one and seven RCTs with up to 394 participants
7 showed no clear evidence that an IM benzodiazepine was more or less effective than
8 an IM antipsychotic, but the latter increased the risk of extrapyramidal side effects
9 (Table 46).

10
11 Low to very low quality evidence from between one and three RCTs with up to 110
12 participants showed no clear evidence that an IM benzodiazepine plus an IM
13 antipsychotic was more or less effective or harmful than the same IM
14 benzodiazepine used alone (Table 47).

15
16 Low to very low quality evidence from between one and three RCTs with up to 172
17 participants showed no clear evidence that an IM benzodiazepine plus an IM
18 antipsychotic (haloperidol) was more or less effective or harmful than the same IM
19 antipsychotic used alone (Table 48).

20
21 Low quality evidence from one RCT with 60 participants showed that an IM
22 benzodiazepine (midazolam) plus an IM antipsychotic (haloperidol) was less
23 effective than a different IM antipsychotic (ziprasidone) used alone (Table 49).

24
25 Low quality evidence from one RCT with 60 participants showed that an IM
26 benzodiazepine plus an IM antipsychotic was similar to an IM antipsychotic plus
27 another IM antipsychotic with regard to the effect on aggressive behaviour (Table
28 50).

29
30 Low quality evidence from one RCT with 200 participants showed that an IM
31 benzodiazepine was less effective than an IM antipsychotic plus an IM antihistamine
32 (Table 51), but there was insufficient evidence to establish if there was a difference in
33 the risk of harm.

34
35 Low quality evidence from one RCT with 60 participants showed that an IM
36 benzodiazepine plus an IM antipsychotic (haloperidol) was less effective and no less
37 harmful than an IM antipsychotic plus an IM antihistamine (Table 52).

38
39 Low to moderate quality evidence from one to four RCTs with up to 660 participants
40 showed that an IM antipsychotic (haloperidol) was more effective than placebo, but
41 had higher risk of adverse effects (Table 53).

42
43 Very low to low quality evidence from between one and 10 RCTs with up to 840
44 participants showed that an IM antipsychotic (haloperidol) was not clearly more
45 effective than other antipsychotics, but had higher risk of some adverse effects (Table
46 54).

1 **6.3.5 Health economics evidence**

2 *Systematic literature review*

3 No studies assessing the cost effectiveness of non-pharmacological management
4 strategies during an event were identified by the systematic search of the economic
5 literature.

6
7 One study that assessed the cost effectiveness of interventions for rapid
8 tranquillisation (Freeman et al., 2009) was identified by the systematic search of the
9 economic literature and one model was identified from the previous guideline
10 (NICE, 2005) investigating resuscitation training to support restrictive interventions.

11
12 Details on the methods used for the systematic review of the economic literature are
13 described in Chapter 3; full references and evidence tables for all economic
14 evaluations included in the systematic literature review are provided in Appendix
15 18. Completed methodology checklists of the studies are provided in Appendix 17.

16
17 Freeman and colleagues (2009) compared IM haloperidol with IM olanzapine in a
18 population of people with violent or aggressive episodes in a state psychiatric
19 hospital in the US. Although IM olanzapine is not available in the UK (as described
20 above in Section 6.3.2), the study by Freeman and colleagues is included here
21 because of the comparison with haloperidol.

22
23 Data was collected retrospectively by investigating the hospital notes for service
24 users who had received haloperidol or olanzapine in response to a violent or
25 aggressive incident. A hospital perspective was taken with data was collected on:
26 subjective effectiveness, percentage of people with violent and aggressive incidents
27 requiring seclusion and/or physical restraint, percentage of people requiring repeat
28 doses, and mean number of people requiring repeat doses. The data was only coded
29 if the event fell within the 24 hours after the administration of olanzapine or
30 haloperidol. Records were also searched for documentation of extrapyramidal side
31 effects and for clinically significant changes in blood pressure though no data was
32 found. Prices were taken from national sources for the year 2009.

33
34 The results of the analysis showed that haloperidol was less expensive than
35 olanzapine with a cost per event of \$4.06 versus \$27.84 (cost year 2009). Additionally,
36 haloperidol appeared more effective across outcomes. According to the nurse's
37 subjective assessment, haloperidol was considered effective in 62% of cases, whereas
38 olanzapine was effective in 49% of cases. Haloperidol was considered not effective in
39 13% of instances versus 30% for olanzapine. Significantly fewer patients required
40 repeat doses when given haloperidol (41%) compared with olanzapine (69%). No
41 significant differences were noted between percentages of service users requiring
42 seclusion and/or restraint.

43
44 As acknowledged by the authors the study had many limitations the most important
45 of these being the non-randomised retrospective study design, poorly defined

1 efficacy criteria, lack of quality of life data and unclear dose equivalence. Given the
 2 limitations of the study design, as olanzapine injection has been discontinued in the
 3 UK and not generally available, this study was excluded from further consideration.

4 *Cost considerations*

5 The development of an economic model assessing the cost effectiveness of
 6 alternative options for rapid tranquillisation was considered of high priority by the
 7 GDG, due to important resource implications associated with the choice of
 8 pharmacological options. Nevertheless, an economic model was not possible to
 9 develop due to poor quality clinical studies reporting heterogeneous outcomes.
 10 Therefore, simple costings of each rapid tranquillisation option were presented to
 11 the GDG, as an indication of the opportunity costs involved with each treatment
 12 option. Typical doses were informed by GDG opinion and the total drug acquisition
 13 cost was applied using the national electronic drug tariff (Drug Tariff, 2014),
 14 electronic market information tool (eMIT, 2013) and British national formulary
 15 (British National Formulary, 2014) in that order of preference. These sources provide
 16 a measure of opportunity cost to the NHS. The drug tariff details payments to NHS
 17 contractors and is compiled on behalf of the department of health by the NHS
 18 business services authority, eMIT prices are based on average price paid for a
 19 product over last for months and prices in the BNF are based on information
 20 provided by the NHS prescription services. Only options available on the NHS were
 21 eligible for costing.

22
 23 The output of this process is displayed in Table 55. It needs to be noted that the full
 24 economic cost associated with each pharmacological treatment option used for rapid
 25 tranquillisation is greater than the prices quoted due to costs of staff involved in
 26 administering the drug (which, however, should be similar across treatment
 27 options), and treatment costs associated with side effects such as extrapyramidal
 28 symptoms and weight gain. Costs associated with the management of side effects
 29 were not considered in the analysis because of variation in outcomes reported in the
 30 RCTs that provided the clinical data and treatment pathways.

31
 32 **Table 55: Cost data for typical doses of rapid tranquillisation**

IM medication (dose)	Cost source	Cost
Lorazepam (4 mg)	BNF	£0.35
Aripiprazole (20 mg)	BNF	£3.43
Haloperidol (10 mg)	Drug tariff	£0.73
Lorazepam (2 mg) and haloperidol (10 mg)	BNF and drug tariff	£1.08
Haloperidol (10 mg) and Promethazine (25 mg)	BNF and drug tariff	£1.40

Note. BNF = British National Formulary; IM = intramuscular.

33
 34 In order to aid decision making some basic modelling was carried out as part of the
 35 previous guideline on violence and aggression (NICE, 2005). A model was produced
 36 to investigate the cost effectiveness of immediate life support training over basic life
 37 support training in improving survival using automatic external defibrillators.

1
2
3
4
5
6
7
8
9
10
11
12
13
14
15
16
17
18
19
20
21
22
23
24
25
26
27
28
29
30
31
32
33
34
35
36
37
38
39
40
41
42
43

This question was modelled using a non-statistically significant difference in discharge rate following cardiac arrest with ventricular fibrillation or pulseless ventricular tachycardia from a nurse defibrillation trial (Coady, 1999). The maximum treatment effect attributable to advanced life support was estimated as 6 percent from a UK observational study (Gwinnutt et al., 2000). This study was also used alongside data reported in a review article (Woollard, 2001) to estimate the proportion of cardiac arrests with ventricular fibrillation.

Due to the lack of data for the population of interest, values had to be assumed for incidence of cardiac events, proportion of service users surviving with brain damage, and proportion of people with cardiac arrest preceded by respiratory arrest. The model assumed a survival improvement with immediate life support over basic life support and used this to estimate cost effectiveness. An NHS and personal social services perspective was taken for the analysis. No formal utility data was employed with a utility score of zero assigned to death or brain damage and full health assumed for all other states. The source of unit costs was not reported.

The results indicate a cost per QALY of £23,800 for immediate versus basic life support training with sensitivity analysis illustrating a QALY for under £20,000 if survival rates of the intervention are higher, incidence rates of cardiac events are higher or training costs are lower than in the base case.

The perspective taken in the model is directly applicable to the current decision context after updating costs, however the lack of data informing the clinical parameters of this model inserts great uncertainty into any conclusions that may be drawn from this analysis. For this reason the analysis was deemed to suffer from very serious methodological limitations and was therefore not considered when making recommendations.

Economic evidence statement

One economic study was identified which suggested that IM haloperidol is more cost effective than IM olanzapine. This analysis was considered to be partially applicable with very serious limitations and therefore was not considered in making recommendations.

Cost analysis indicated that there are not large cost differences between drugs under consideration.

One economic study was identified which suggested that immediate life support training may be cost effective under certain assumptions. This analysis was considered to be directly applicable but with very serious limitations and therefore was not considered in making recommendations.

1 **6.4 POST-EVENT - ALL SETTINGS**

2 **6.4.1 Introduction**

3 During an event the priority is to manage the situation in order to minimise injury to
4 the service user, the victim and others in the vicinity. This may involve the use of
5 force if necessary by adequate numbers of staff who are capable of overwhelming an
6 individual in a way that is safe for all concerned. A great deal happens in a short
7 time span and it is not always possible to provide the ideal intervention unless the
8 violence is anticipated. Much can be gained from a review of the event, both in the
9 short and medium term, both in terms of managing repeated episodes of violence
10 from the same individual, and general lessons for future management of others. In
11 primary and community settings where the staff involved is likely to be in different
12 teams, agencies and locations, they are not so readily available to undertake joint
13 discussions in order to review incidents and make plans to make matters safer for
14 the service user, staff and others involved.

15 **6.4.2 Studies considered**

16 For the review of post-incident management (see Table 32 for the review protocol),
17 one review Lim 2010a (Lim, 2010) and one primary study Whitecross 2013
18 (Whitecross et al., 2013) met eligibility criteria. No studies were identified which
19 considered post-incident management for witnesses, or addressed the review
20 questions that covered experience (see Table 28). In addition, 528 studies failed to
21 meet eligibility criteria for the guideline. Further information about both included
22 and excluded studies can be found in Appendix 13.

23
24 The review (Lim 2010) aimed to identify evidence-based practices for managing the
25 aftermath of patient's aggression towards nurses (see Table 56). The primary study
26 (Whitecross 2013) examined the effectiveness of post-seclusion counselling (see
27 Table 57). In addition, the authors measured service users' experience of seclusion
28 (see Section 6.3.3).

29
30
31

Table 56: Study information table for systematic reviews for post-incident management

	Lim 2010
Review question/ Aim	To identify evidence-based practices for managing the aftermath of patient's aggression towards nurses.
Method used to synthesise evidence	Narrative synthesis
Design of included studies	Non-controlled interrupted time series studies, expert opinion pieces
Dates searched	Search conducted 21/02/10
Electronic databases	Academic Research Library, APA PsycArticles, BMJ Journals, Cochrane Library, CINAHL, ERIC, MEDLINE, PsycINFO
No. of included studies	10
Participant characteristics	Staff (nurses) with a previous experience of aggression
Intervention	Post-incident management strategies
Comparison	Standard care or other alternative intervention
Outcome	<ul style="list-style-type: none"> • Experience (staff)
<i>Note.</i>	

1
2**Table 57: Study information table for primary studies for post-incident management**

	Post-incident management
Total no. of studies (N)	1 observational study (31)
Study ID	Whitecross 2013
Consent gained?	Yes
Country	Australia
Setting	Inpatient
Diagnosis	Schizophrenia or other psychotic illness (52%), schizoaffective disorder (32%), other psychiatric disorder (16%)
Age (mean)	36.89
Sex (% Female)	26
Ethnicity (% White)	Not reported
Intervention(s)	Post seclusion counselling conducted 3-7 days after the incident; included: counselling, ventilation, support and reassurance; screening for physical adverse effects and psychoeducation.
Comparison	Ad hoc informal debriefing
Funding	Alfred Research Trust
Outcomes	<ul style="list-style-type: none"> • Rates of restrictive intervention (seclusion) • Hours in seclusion during current admission • Experience (service user)
<i>Note.</i> N = Total number of participants.	

3

1 **6.4.3 Clinical evidence for post-incident management**

2 Low quality evidence from one review of 10 studies (Lim 2010) and one
3 observational study with 31 participants (Whitecross 2013) was inconclusive
4 regarding the use of post-incident management strategies for service users and staff.
5 Nevertheless, it was clear that violent incidents and the management of these can be
6 traumatic for both service users and staff, and good practice dictates support and
7 training should be used to post-incident management.

8 **6.4.4 Health economics evidence**

9 No studies assessing the cost effectiveness of post event management strategies were
10 identified by the systematic search of the economic literature. Details on the methods
11 used for the systematic review of the economic literature are described in Chapter 3.

12 *Economic evidence statement*

13 No relevant economic evaluations were identified.

14 **6.5 LINKING EVIDENCE TO RECOMMENDATIONS**

15 **6.5.1 During event**

16 Most episodes of violence take place over a very short time span, and so action to
17 correct it and protect others has to be made very quickly. Because of the potential
18 dangers associated with violence the standard method of evaluating a new
19 treatment, an RCT comparing active intervention and a placebo equivalent, is rarely
20 possible. Large RCTs are also very rare. There is also uncertainty about the best
21 outcomes to measure when treating violence. Most of the outcomes are short-term,
22 but it is also necessary to take into account any long-term consequences of treatment
23 given, and studies with a longer timescale are not common in this population.
24 Because of the need to measure short-term outcomes, and the general use of
25 tranquillising medication to reduce violence, most of the studies that have
26 incorporated randomisation have been included collectively under the title of 'rapid
27 tranquillisation'. Indeed, in the previous guideline on violence and aggression it was
28 concluded that 'all medication given in the short term management of
29 disturbed/violent behaviour should be considered as part of rapid tranquillisation
30 (including p.r.n. medication)' (NICE, 2005; p.100). Although the term 'rapid
31 tranquillisation' has now become part of general use in psychiatry it is somewhat
32 confusing. If a small dose of a drug is given orally very early in the manifestation of
33 a violent episode, and given in the hope of stopping it, it is part of the same
34 procedure as rapid tranquillisation, but is not identical to it. The same applies to
35 p.r.n. medication given earlier than normally because nursing staff have detected
36 signs of impending violence. Under these circumstances the aim is not to give rapid
37 tranquillisation, but to assist other measures that are essentially preventive.

38 *Relative value placed on the outcomes considered*

39 The outcomes of interventions for violence can be separated into the early and long-
40 term outcomes to (a), the violent individual, (b) the staff involved in trying to reduce

1 violence, and (c) other effects of violence on others. For rapid tranquillisation, the
2 most common measured outcome is a level of sedation that causes the violence to
3 cease. Whilst many service users welcome a degree of sedation as a consequence of
4 rapid tranquillisation, in the main excessive sedation is an undesirable outcome. It
5 can be distressing to patients and may compromise the ability of staff to safely
6 monitor the outcome of the intervention. There can also be short and long-term
7 consequences of sedation, particularly with regard to adverse effects, that influence
8 the choice of treatment. One of the major problems in choosing a form of treatment
9 to reduce violence is the lack of time to obtain information from patients about their
10 preferred form of violence reduction. Although advance decisions and statements
11 are now becoming increasingly used in mental health they either do not exist, or are
12 rarely available, to those involved in the acute management of violent episodes.
13

14 One of the major problems in assessing the relative benefit and harm of an
15 intervention in aggression is that the short-term effects are usually the main focus of
16 interest, even though the long-term effects may be negative and highly damaging.
17 However, it should be noted that in the context of this guideline, it was not possible
18 to review long-term effects.

19 *Trade-off between clinical benefits and harms*

20 There is a paucity of evidence with which to judge the effectiveness and safety of
21 seclusion and restraint, and other restrictive interventions. What little evidence there
22 is, suggests seclusion can be as effective as mechanical restraint, but service users
23 dislike both. The GDG therefore based their decisions and recommendations on
24 expert opinion after considering documents published by the DH (Department of
25 Health, 2014b) and the Royal College of Nursing (Royal College of Nursing, 2005),
26 and the recommendations in the previous guideline. Recommendations were drafted
27 specifically for the inpatient setting around the safe and ethical use of restrictive
28 interventions, observation, manual and mechanical restraint, and seclusion.
29

30 In the emergency department, the GDG agreed that, based on their expert opinion, it
31 was important not to remove service users who become aggressive or violent.
32 Rather, violence and aggression should be managed in line with recommendations
33 for using restrictive interventions in inpatient settings, and referred to mental health
34 services urgently for a psychiatric assessment within 1 hour. However, they felt it
35 was good practice not to use seclusion in the emergency department.
36

37 In community settings, unlike in other settings, the GDG felt that in the event that
38 manual restraint is needed, the police should be called rather than being carried out
39 by community mental health teams due to the risks involved.
40

41 Based on the review of rapid tranquillisation, the evidence suggested that two
42 management strategies may have benefits that outweigh the risks of harm: an IM
43 benzodiazepine (lorazepam) used alone and the combination of IM haloperidol plus
44 an IM antihistamine (promethazine). When IM haloperidol is combined with IM
45 promethazine there is some suggestion that risk of movement-related side effects

1 may be reduced. In contrast, the combination of an IM benzodiazepine plus IM
2 haloperidol does not appear to be more effective than an IM benzodiazepine used
3 alone. While IM haloperidol used alone is more effective than placebo, it clearly
4 carries greater risk of extrapyramidal and other side effects when compared with
5 placebo or an IM benzodiazepine. There was insufficient evidence to make a
6 judgement about the use of other antipsychotic drugs including inhaled loxapine.

7
8 Prescribing the initial medication as a single dose enables prescribers to
9 individualise the medication regime used for rapid tranquillisation. This will reduce
10 the risks of repeated doses of medication being administered without adequate
11 review and reduce the risks of unintentional high dose prescribing (Paton et al.,
12 2008).

13
14 On a case by case basis, previous response to medication can provide a sound basis
15 for prescribing medication for use as rapid tranquillisation. This should be
16 considered alongside any concerns that the service user may have about their
17 personal experience of medicines that have been used as rapid tranquillisation.

18
19 Despite a lack of high-quality evidence, the use of IM lorazepam as a first choice
20 option is supported because of its favourable benefit/harm profile. The use of IM
21 haloperidol in combination with IM promethazine is moderated to a certain extent
22 by practicalities of administering a combination of medication during an episode of
23 violence.

24
25 Rapid tranquillisation is potentially a high risk intervention and the GDG developed
26 their recommendations in order to support staff to ensure best use of medication
27 when used as rapid tranquillisation and reduce the risks of medicine-related harm.

28
29 With regard to management strategies involving the police, because no evidence was
30 identified, the GDG used their expert opinion after considering several policy
31 documents (HM Government, 2014; Royal College of Psychiatrists, 2013), and the
32 previous guideline recommendations. It was agreed that it is the responsibility of
33 health and social care provider organisations to work with the police (and local
34 service user groups if possible) to develop policies for joint working and locally
35 agreed operating protocols.

36
37 As in the previous guideline, no evidence was identified that examined the benefits
38 and harms associated with the use of personal and institutional alarms, CCTV and
39 communication devices.

40 *Trade-off between net health benefits and resource use*

41 No comparative economic evidence was found on the use of non-pharmacological
42 management strategies such as physical restraint or seclusion. The recommendations
43 made were largely driven by patient safety, positive engagement and dignity given
44 that some level of restraint and seclusion will be practiced. These benefits represent

1 principles of the NHS and as such rigid trade-offs in terms of resources and
2 observable benefit may be less appropriate.

3
4 In choosing between seclusion, restraint and pharmacological interventions both
5 qualitative review and the GDG opinion indicate that complex preferences exist for
6 these interventions and that quality of life depends on interactions between
7 intervention, service user characteristics and the service user's mental associations
8 with the intervention. For this reason along with the paucity of clinical evidence,
9 economic modelling was considered inappropriate.

10
11 Though complex service user preferences still feature, there are more tangible
12 economic concerns involved in choosing the most appropriate pharmacological
13 option in rapid tranquillisation. The occurrence of extrapyramidal symptoms or
14 other distressing side effects entails important consequences in terms of resource use
15 and quality of life.

16
17 Drug acquisition costs were presented to the GDG to provide some notion of
18 opportunity cost though the relative rates of side effects and associated treatment
19 costs were not possible to estimate from the available clinical data. Overall these
20 costs suggest that the cost difference between drug options are not large and that the
21 most cost effective strategy is likely to be one which tailors treatment to each
22 individual, taking into account preferences, current medication and drug history.

23
24 It was the view of the GDG that as the use of restrictive interventions increases the
25 risk of a cardiac event, their safe and responsible usage implies a capacity to respond
26 with competent resuscitation making their provision a necessity.

27
28 In the absence of evidence around involvement of the police, recommendations were
29 driven by respect for human rights and compliance with existing legislation.
30 Similarly, in the post-incident management of service-users and witnesses,
31 recommendations were driven largely by general principals and respect for dignity.

32 *Quality of the evidence*

33 For the review of non-pharmacological management strategies, evidence from both
34 randomised and non-randomised studies was low to very low quality, primarily due
35 to small sample sizes and risk of bias.

36
37 For the review of rapid tranquillisation, although the evidence came from RCTs, it
38 was generally graded down to low quality because of risk of bias, funding by the
39 manufacturer, and small sample sizes.

40 *Other considerations*

41 Taking into account the evidence presented in this chapter, the GDG also reviewed
42 the recommendations from the previous guideline and judged, based on their expert
43 opinion, that several recommendations were still relevant and of value but would

1 need redrafting in the light of the current context, a widening of the scope, and latest
2 NICE style for recommendations.

3
4 Following this approach, the GDG agreed, using consensus methods described in
5 Chapter 3, to recommend that health and social care provider organisations should
6 define the numbers of staff needed to undertake restrictive interventions and that
7 resuscitation equipment and a doctor trained to use it are immediately available.
8 During the use of restrictive interventions, the GDG wished to reiterate that these
9 interventions should not be users to inflict pain, or as a means of punishment, and
10 that the methods used should be proportionate to the risk and potential seriousness
11 of harm and be the least restrictive option to meet that particular need.

12
13 Regarding manual restraint, in the absence of evidence, the GDG based their
14 recommendations on the advice in the previous guideline about what was termed
15 'physical intervention' but wished to specify the preferred body position for this
16 form of restraint. The GDG discussed this at length and agreed that taking a service
17 user to the floor should be avoided if possible, but if it became necessary then the
18 supine position was preferred over the prone position. The GDG also wished to
19 make it clear that manual restraint should not be used for more than 15 minutes at a
20 time, and that one staff member should take the lead throughout its use. In addition,
21 the GDG considered the use of manual restraint in community settings and judged
22 that it should not be used in this context and that it would be safer for the staff
23 involved to contact the police.

24
25 Regarding mechanical restraint, as in the previous guideline, the GDG saw the need
26 to restrict its use as far as possible. The GDG agreed that its use should be reserved
27 for high-secure settings only and should only be used for managing extreme
28 violence or self-injurious behaviour of extremely high frequency or intensity. The
29 GDG also saw that mechanical restraint might have a place when transferring
30 service users at risk of violence between healthcare settings or during periods of
31 leave. In all cases, the GDG agreed that the use of mechanical restraint should be
32 planned in advance and reported to the trust board.

33
34 The GDG also drew on the recommendations about seclusion in the previous
35 guideline, reiterating that the use of seclusion should be undertaken in accordance
36 with the Mental Health Act 1983 and the Mental Health Act 1983 Code of Practice,
37 used for the shortest time possible, that any cultural or religious practices should be
38 respected, and that the service user should keep their own clothing. The GDG also
39 saw the benefit of carrying over the recommendation on the use of rapid
40 tranquillisation and seclusion, but modified it to make it clear that these combined
41 interventions should be used with caution. In addition, the GDG discussed the room
42 used for seclusion and agreed how it should be equipped.

1 **6.5.2 Post-event**

2 *Relative value placed on the outcomes considered*

3 The GDG agreed that any reported outcomes relevant to the safety, effectiveness and
4 experience of the management of short-term violence and aggression should be
5 considered. In practice, the outcomes reported included use of restrictive
6 interventions, and the experience of care.

7 *Trade-off between clinical benefits and harms*

8 Based on studies of post-incident management strategies, there is currently
9 insufficient evidence to reach a conclusion about the effectiveness and experience of
10 specific strategies. Nevertheless, the GDG agreed, having reviewed the previous
11 guideline, that it was good practice to conduct post-incident reviews and regular
12 reports should be received by trust boards or equivalent governing bodies. In
13 addition, the GDG agreed that, based on their expert opinion, a service user
14 experience monitoring unit (or equivalent service user group) should be set up and
15 should undertake an external post-incident review as soon as possible and no later
16 than 72 hours after each incident. The GDG considered that the health and social
17 care provider organisations responsible for undertaking internal reviews would
18 need to share this information with the teams and services involved and the trust
19 board or equivalent organisational governing body, and involve service users in the
20 process, taking account of relevant information sharing protocols.

21 *Trade-off between net health benefits and resource use*

22 No economic evidence was found on post incident management strategies. Clear
23 costs are incurred when considering the staff time required to provide
24 comprehensive post-incident reviews. These costs may be recouped by the potential
25 for improved relationships and better understanding of events, allowing safer and
26 more adaptive practice in the future.

27 *Quality of the evidence*

28 The evidence for post-incident management strategies was generally low quality
29 from observational designs.
30

1 **6.6 RECOMMENDATIONS**

2 **6.6.1 During event**

3 **Principles for managing violence and aggression**

4 *Working with the police*

5 **6.6.1.1** Health and social care provider organisations should work with the police,
6 and local service user groups if possible, to develop policies for joint
7 working and locally agreed operating protocols that cover:

- 8 • when and how police enter health or social care settings (including
9 psychiatric and forensic inpatients, emergency departments,
10 general health inpatients, GP surgeries, social care and community
11 settings and 136 place-of-safety suites)
- 12 • when and how health and social care professionals enter police
13 cells
- 14 • transferring service users between settings.

15 Review the operating protocols regularly to ensure compliance with the
16 policies and update the policies in light of operational experience.

17 **Using restrictive interventions in inpatient settings**

18 *Staffing and equipment*

19 **6.6.1.2** Health and social care provider organisations should:

- 20 • define staff:patient ratios for each inpatient ward and the numbers
21 of staff required to undertake restrictive interventions
- 22 • ensure that restrictive interventions are used only if there are
23 sufficient numbers of trained staff available.

24 **6.6.1.3** Health and social care provider organisations should ensure that
25 resuscitation equipment is immediately available if restrictive interventions
26 might be used and:

- 27 • include an automatic external defibrillator, a bag valve mask,
28 oxygen, cannulas, intravenous fluids, suction and first-line
29 resuscitation medications
- 30 • maintain equipment and check it every week.

1 **6.6.1.4** A doctor trained to use emergency equipment should be immediately
2 available to attend an emergency if restrictive interventions might be used.

3 *Using restrictive interventions*

4 **6.6.1.5** Use a restrictive intervention only if de-escalation and other preventive
5 strategies, including p.r.n. medication, have failed and there is potential for
6 harm to the service user or other people if no action is taken. Continue to
7 attempt de-escalation throughout a restrictive intervention.

8 **6.6.1.6** Do not use restrictive interventions to punish, inflict pain, suffering or
9 humiliation, or establish dominance.

10 **6.6.1.7** Ensure that the techniques and methods used to restrict a service user:

- 11 • are proportionate to the risk and potential seriousness of harm
- 12 • are the least restrictive option to meet the need
- 13 • are used for no longer than necessary
- 14 • take account of the service user's preferences, if known and it is
15 possible to do so.

16 *Manual restraint*

17 **6.6.1.8** Health and social care provider organisations should ensure that manual
18 restraint is undertaken by staff who work closely together as a team,
19 understand each other's roles and have a clearly defined lead.

20 **6.6.1.9** When using manual restraint, avoid taking the service user to the floor, but
21 if this becomes necessary:

- 22 • use the supine position if possible **or**
- 23 • if the prone position is necessary, use it for as short a time as
24 possible.

25 **6.6.1.10** Do not use manual restraint in a way that interferes with the service user's
26 airway, breathing or circulation, for example by applying pressure to the rib
27 cage, neck or abdomen, or obstructing the mouth or nose.

28 **6.6.1.11** Do not use manual restraint in a way that interferes with the service user's
29 ability to communicate, for example by obstructing the eyes, ears or mouth.

30 **6.6.1.12** Undertake manual restraint with extra care if the service user is physically
31 unwell or disabled.

32 **6.6.1.13** Aim to preserve the service user's dignity and safety as far as possible
33 during manual restraint.

34 **6.6.1.14** Do not routinely use manual restraint for more than 15 minutes.

35 **6.6.1.15** Consider rapid tranquillisation or seclusion as alternatives to prolonged
36 manual restraint (longer than 15 minutes).

37 **6.6.1.16** Ensure that the level of force applied during manual restraint is justifiable,
38 appropriate, reasonable, proportionate to the situation and applied for the
39 shortest time possible.

1 **6.6.1.17** One staff member should lead throughout the use of manual restraint. This
2 person should ensure that other staff members are:

- 3 • able to protect and support the service user's head and neck, if
4 needed
- 5 • able to check that the service user's airway and breathing are not
6 compromised
- 7 • able to monitor vital signs
- 8 • supported throughout the process.

9 **6.6.1.18** Monitor the service user's physical and psychological health for as long as
10 clinically necessary after using manual restraint.

11

12 *Mechanical restraint*

13 **6.6.1.19** Health and social care provider organisations should ensure that mechanical
14 restraint is used only in high-secure settings (except when transferring
15 service users between medium- and high-secure settings as in
16 recommendation 6.6.1.21), planned in advance and reported to the trust
17 board.

18 **6.6.1.20** Use mechanical restraint only for the purpose of:

- 19 • managing extreme violence directed at other people **or**
- 20 • limiting self-injurious behaviour of extremely high frequency or
21 intensity.

22 **6.6.1.21** Consider mechanical restraint, such as handcuffs, when transferring service
23 users who are at high risk of violence and aggression between medium- and
24 high-secure settings. In this context, restraint should be clearly planned as
25 part of overall risk management.

26 *Rapid tranquillisation*

27 Rapid tranquilisation in this guideline refers to the use of medication by the
28 parenteral route (usually intramuscular or, exceptionally, intravenous) if oral
29 pharmacotherapy is not possible or appropriate and urgent sedation with
30 medication is needed.

31 **6.6.1.22** Use either intramuscular lorazepam on its own or intramuscular haloperidol
32 together with intramuscular promethazine for rapid tranquillisation. When
33 deciding which medication to use, take into account:

- 34 • the service user's preferences or advance statements and decisions
- 35 • pre-existing physical health problems
- 36 • previous response to these medications, including adverse effects
- 37 • potential for interactions with other medications
- 38 • the total daily dose of medications prescribed and administered.

- 1 **6.6.1.23** If there is insufficient information to guide the choice of medication for rapid
2 tranquillisation, or the service user has not taken antipsychotic medication
3 before, use intramuscular lorazepam.
- 4 **6.6.1.24** If there is evidence of cardiovascular disease, including a prolonged QT
5 interval, or no electrocardiogram has been carried out, avoid intramuscular
6 haloperidol together with intramuscular promethazine and use
7 intramuscular lorazepam.
- 8 **6.6.1.25** If there is a partial response to intramuscular lorazepam, consider a further
9 dose.
- 10 **6.6.1.26** If there is no response to intramuscular lorazepam, consider intramuscular
11 haloperidol together with intramuscular promethazine.
- 12 **6.6.1.27** If there is a partial response to intramuscular haloperidol together with
13 intramuscular promethazine, consider a further dose.
- 14 **6.6.1.28** If there is no response to intramuscular haloperidol together with
15 intramuscular promethazine, consider intramuscular lorazepam if this
16 hasn't been used already during this episode.
- 17 **6.6.1.29** When prescribing medication for use in rapid tranquillisation, write the
18 initial prescription as a single dose, and do not repeat it until the effect of the
19 initial dose has been reviewed.
- 20 **6.6.1.30** After rapid tranquillisation, monitor side effects and the service user's pulse,
21 blood pressure, respiratory rate, temperature, level of hydration and level of
22 consciousness at least every hour until there are no longer any concerns.
23 Monitor every 15 minutes if the [BNF](#) maximum dose has been exceeded or
24 the service user:
- 25 • appears to be asleep or sedated
 - 26 • has taken illicit drugs or alcohol
 - 27 • has a pre-existing physical health problem
 - 28 • has experienced any harm as a result of any restrictive
 - 29 intervention.

30 *Seclusion*

- 31 **6.6.1.31** Use seclusion only if the service user is detained in accordance with the
32 Mental Health Act 1983, except in an emergency.
- 33 **6.6.1.32** Services that use seclusion should have a designated seclusion room that:
- 34 • allows staff to clearly observe the service user
 - 35 • is well insulated and ventilated, with temperature controls outside
36 the room
 - 37 • has access to toilet and washing facilities
 - 38 • has furniture, windows and doors that can withstand damage.

39

1 **Carrying out seclusion**

2 **6.6.1.33** Record the use of seclusion in accordance with the Mental Health Act 1983
3 Code of Practice.

4 **6.6.1.34** Ensure that seclusion lasts for the shortest time possible. Review the need for
5 seclusion at least every 2 hours and tell the service user that these reviews
6 will take place.

7 **6.6.1.35** Set out an observation schedule for service users in seclusion. Allocate a
8 nurse to carry out the observation, which should be within eyesight as a
9 minimum.

10 **6.6.1.36** Ensure that a service user in seclusion keeps their clothing and, if they wish,
11 any personal items, including those of personal, religious or cultural
12 significance, unless doing so compromises their safety or the safety of others.

13 ***Rapid tranquillisation together with seclusion***

14 **6.6.1.37** If rapid tranquillisation is needed while a service user is secluded, undertake
15 with caution and:

- 16
- 17 • be aware of and prepared to address any complications associated
with rapid tranquillisation
 - 18 • ensure the service user is observed within eyesight by a trained
19 staff member
 - 20 • end the seclusion when rapid tranquillisation has taken effect.

21 **Managing violence and aggression in emergency departments**

22 **6.6.1.38** If a service user with a mental health problem becomes aggressive or violent,
23 do not remove them from the emergency department. Manage the violence
24 or aggression in line with recommendations 5.7.1.38–5.7.1.53 and
25 recommendations 6.6.1.2–6.6.1.30 and do not use seclusion. Refer the service
26 user to mental health services urgently for a psychiatric assessment within
27 1 hour.

28 **Managing violence and aggression in community and primary
29 care settings**

30 **6.6.1.39** Community mental health teams should not use manual restraint in
31 community settings. If manual restraint is needed, staff should remove
32 themselves from the situation and contact the police.

33 **6.6.2 Post-event**

34 **Anticipating and reducing the risk of violence and aggression**

35 ***Reducing the use of restrictive interventions***

36 **Restrictive intervention reduction programme**

1 **6.6.2.1** Health and social care provider organisations should collate, analyse and
2 synthesise all data about violent events and the use of restrictive
3 interventions, share this information with the teams and services involved
4 and the trust board or equivalent organisational governing body, and
5 involve service users in the process. They should link the information to the
6 standards set in safeguarding procedures.

7 **6.6.2.2** Health and social care provider organisations should develop a service user
8 experience monitoring unit, or equivalent service user group, led by service
9 users and including staff, to report and analyse data on violence and
10 aggression and the use of restrictive interventions.

11 **6.6.2.3** Health and social care provider organisations should publish board reports
12 on their public websites that include data about incidents of violence and
13 aggression and use of restrictive interventions within each team, ward and
14 service, and include reasons for the similarities and differences between
15 services.

16 *Post-incident reviews*

17 **6.6.2.4** Health and social care provider organisations should ensure that wards have
18 sufficient staff with a mix of skills and seniority levels that enable them to:

- 19
- 20 • conduct immediate post-incident reviews
 - 21 • monitor and respond to ongoing risks (see recommendation 6.6.2.6)
 - 22 • contribute to external post-incident reviews (see
recommendation 6.6.2.13).

23 **6.6.2.5** The trust board or equivalent governing body should ensure that it receives
24 regular reports from each ward about violent incidents, the use of restrictive
25 interventions, service users' experience of those interventions and the
26 learning gained.

1 *Immediate post-incident review*

2 **6.6.2.6** After using a restrictive intervention, and when the risks of harm have been
3 contained, conduct an immediate post-incident review, including a nurse
4 and a doctor, to identify and address physical harm to service users or staff,
5 ongoing risks and the emotional impact on service users and staff, including
6 witnesses.

7 **6.6.2.7** Use the framework outlined in recommendation 4.6.1.1 to determine the
8 factors that contributed to an incident that led to a restrictive intervention,
9 identify any factors that can be addressed quickly to reduce the likelihood of
10 a further incident and amend risk and care plans accordingly.

11 **6.6.2.8** Record the findings of the post-incident review and advise the service user
12 experience monitoring unit, or equivalent service user group, to start an
13 external post-incident review.

14 **6.6.2.9** Ensure that the service user involved has the opportunity to discuss the
15 incident in a supportive environment with a member of staff or an advocate
16 or carer. Offer the service user the opportunity to write their perspective of
17 the event in the notes.

18 **6.6.2.10** Ensure that any other service users who may have seen or heard the incident
19 are given the opportunity to discuss it so that they can understand what has
20 happened.

21 **6.6.2.11** Ensure that all staff involved in the incident have the opportunity to discuss
22 their experience with staff who were not involved.

23 **6.6.2.12** Discuss the incident with service users, witnesses and staff involved only
24 after they have recovered their composure and aim to:

- 25 • acknowledge the emotional responses to the incident and assess
26 whether there is a need for emotional support for any trauma
27 experienced
- 28 • promote relaxation and feelings of safety
- 29 • support a return to normal patterns of activity
- 30 • ensure that everyone involved in the service user's care, including
31 their carers, has been informed of the event, if the service user
32 agrees.

33 Ensure that the necessary documentation has been completed.

34 *External post-incident review*

35 **6.6.2.13** The service user experience monitoring unit or equivalent service user group
36 should undertake an external post-incident review as soon as possible and
37 no later than 72 hours after the incident. The unit or group should ensure
38 that the external post-incident review:

- 39 • is led by a service user and includes staff from outside the ward
40 where the incident took place, all of whom are trained to undertake

- 1 investigations that aim to help staff learn and improve rather than
2 assign blame
- 3 • uses the information recorded in the immediate post-incident
4 review and the service user's notes
 - 5 • includes interviews with staff, the service user involved and any
6 witnesses if further information is needed
 - 7 • uses the framework in recommendation 4.6.1.1 to:
 - 8 - evaluate the physical and emotional impact on everyone
9 involved, including witnesses
 - 10 - help service users and staff to identify what led to the
11 incident and what could have been done differently
 - 12 - determine whether alternatives, including less restrictive
13 interventions, were discussed
 - 14 - determine whether service barriers or constraints make it
15 difficult to avoid the same course of actions in future
 - 16 - recommend changes to the service's philosophy, policies,
17 care environment, treatment approaches, staff education
18 and training, if appropriate
 - 19 - avoid a similar incident happening in future, if possible.

20 **6.6.2.14** The service user experience monitoring unit or equivalent service user group
21 should give a report to the ward that is based on the external post-incident
22 review.

23 **6.7 RESEARCH RECOMMENDATIONS**

24 **6.7.1.1** What is the best environment in which to contain violence in people who
25 have misused drugs or alcohol?

26 **6.7.1.2** In what circumstances and how often are long- duration or repeated manual
27 restraint used, and what alternatives are there that are safer and more
28 effective?

29 **6.7.1.3** Is there any evidence that aids to managing violence by mechanical restraint
30 such as emergency response belts (ERB's) that allow patients to be bound
31 without creating pain, or cutting off the blood supply to any limb (the Pinel
32 system) are effective?

33
34

7 SPECIAL CONSIDERATIONS FOR CHILDREN AND YOUNG PEOPLE

7.1 INTRODUCTION

Violence and aggression can be relatively common and serious occurrences in settings that manage children (aged 12 years or under) and young people (aged between 13 and 17 years) with mental health problems. Aggressive behaviours are common in young children and peak between 2 and 4 years of age, most children being socialised out of these behaviours by the time they start school (Tremblay et al., 2004). A minority maintain a high level of aggression during childhood, but most aggressive children exhibit decreasing aggression between 6 and 15 years.

Although continuing and high levels of aggression towards others is a feature of the conduct disorders of childhood and adolescence, acute aggression and violence requiring immediate management – in order to preserve the child or young person’s safety and that of others – may be seen in the context of other psychiatric disorders. In fact, overt aggressive behaviours incorporating verbal abuse or physical aggression are some of the most common reasons for referral to mental health services and psychiatric hospitalisation in children and adolescents. Accordingly acute aggressive episodes are common during inpatient admission, where they are associated with disruptive behaviour disorders, but also with autistic spectrum and psychotic disorders, and in the context of intellectual disability (Barzman et al., 2011; Sukhodolsky et al., 2005).

The management of aggression and violence in young children is primarily a matter for parents, but it can also be an issue for teachers. Aggressive behaviours are a focus of treatment in evidence-based parenting programmes of children with conduct and disruptive disorders. Aggression and violence can become an acute management issue for healthcare staff working with children and young people with mental health problems in ambulatory health settings, but most prominently in day or inpatient units in emergency and paediatric inpatient settings.

As in adults, the manifestation of acute aggression and violence towards others is likely to be a consequence of a mixture of intrinsic and extrinsic factors, involving current intense mental distress and problems dealing with anger, but the physical and social setting where violence occurs and the attitudes and experience of health professional staff are also relevant. Reviews of both prospective and retrospective research suggest that victimisation and loss at an early age have consequences for future violent acts. A combination of personal (gender, substance misuse) and environmental hazards (history of child abuse, stressful and traumatic events, rates of unemployment) have been found to predict almost a third of the variance in adolescent violent behaviour in some longitudinal studies (Bailey, 2002; Stiffman et al., 1996). Consequently, in the evaluation of interventions to prevent and treat violence, both intrinsic and extrinsic factors need being taken into account.

1
2
3
4
5
6
7
8
9
10
11
12
13
14
15
16
17
18
19
20
21
22
23
24
25
26
27
28
29
30
31
32
33
34
35
36
37
38
39
40
41
42
43
44
45
46

As with adults, the management of violence in young people may occur in the context of restrictions that limit subjective freedom, including detention of young people under the Mental Health Act 1983, but in younger children this context may be determined by the Children Act (The Children Act HMSO, 2004).

The incidence of aggression and violence by children and young people with mental health problems in health settings has not been widely documented. Where it has, the focus has tended to be on inpatient mental health settings and emergency departments; assaultive threats and attempts against other service users and staff members have been reported in one-third to nearly two-thirds of child and adolescent inpatients (Sukhodolsky et al., 2005; Barzman et al., 2011). Common behaviours include head banging, throwing oneself on the floor, and hitting, pushing and kicking others; these tend to be linked to noncompliant behaviour. Balzman and colleagues (2011) reported aggressive acts in 29% of children and adolescents admitted to psychiatric units; in 21%, the aggressive acts were towards others and there was an inverse relationship with age. In a survey of younger children admitted to a psychiatric inpatient unit, 28% of aggression episodes consisted of striking, kicking, pushing and pulling hair without injury, 12% of attacks involved mild to moderate injury (such as bruises and welts) and 2% severe injury (involving broken bones and lacerations) (Sukhodolsky et al., 2005). Levels of aggression among psychiatrically hospitalised children may be related to general deficits in affect regulation, executive functioning and social skills deficits related to psychopathology.

Aggressive behaviours and violence in children and young people with mental health problems can manifest in educational and social services institutions and especially in forensic settings (Kelsall et al., 1995). Rarely but dramatically do they result in episodes of mass shootings in schools. Within psychiatric hospitals the main professional group that manages violent incidents and who are most likely to be victims, are mental health nurses and healthcare assistants. Exposure of nurses to aggressive acts is common and often distressing, with negative emotional and professional sequelae (Dean et al., 2010).

Violence-related risk assessment tools have been developed for children and young people, and include the Modified Overt Aggression Scale (Kay et al., 1988) and the Brief Rating of Aggression by Children and Adolescents (Barzman et al., 2011). They have been complemented with non-compliance scales such as the Disruptive Behaviour Rating Scale (Sukhodolsky et al., 2005), which assesses oppositional defiant behaviours, tempers, touchiness, anger and resentment.

As far as we are aware, there is no recommended training in the restraint of children and young people in the UK. A number of private companies provide this to inpatient child and adolescent psychiatric units, but there is no national accreditation of trainers, no standardisation of techniques and no audit or inspection standards.

1 Generally the teaching follows the framework of the laws and acts that cover
2 restraint, and it is understood that any form of restraint must be the very last resort
3 and fully justified within the law. It is widely accepted that the use of force needs to
4 be appropriate to the situation, reasonable, proportionate and necessary, used for the
5 shortest period possible, and that during the restraint vital observations are taken
6 and recorded. The legal framework for Adolescent Units includes the Mental Health
7 Act 1983 (The Mental Health Act HMSO, 2007), the Human Rights Act (1998), The
8 Health and Safety at Work Act HMSO (1974)the Health & Safety Act, Mental
9 Capacity Act HMSO (2005) and NICE Guideline 25 (NICE, 2005).

10 **7.2 REVIEW PROTOCOL**

11 Due to the lack of evidence for children and young people, only review questions for
12 which there is evidence is presented here. The review protocol summary, including
13 the review questions and the eligibility criteria used for this chapter of the guideline,
14 can be found in Table 7 (risk factors), Table 8 (prediction), Table 29 (non-
15 pharmacological management strategies) and Table 61 (rapid tranquillisation). A
16 complete list of review questions can be found in Appendix 5, information about the
17 search strategy is in Appendix 10 and the full review protocols are in Appendix 9).

18

19 The review of risk factors was restricted to prospective cohort studies that used
20 multivariate models to look for independent risk factors. The review strategy
21 primarily involved a narrative synthesis of odds ratios for the risk of violence for
22 each risk factor or antecedent. Results from studies that examined the correlation
23 between multiple factors and violence (reported as R² or Beta) were also used.
24 Studies only presenting unadjusted results were excluded from the review.

25

26 The review of prediction instruments included prospective or retrospective cross
27 sectional/cohort studies that presented outcomes that could be used to determine
28 sensitivity and specificity.

29

Table 58: Clinical review protocol summary for the review of risk factors (children and young people)

Component	Description
Review questions (RQs)	RQ2.1 What are the risk factors and antecedents (including staff characteristics) for violent and aggressive behaviour by mental health service users in health and community care settings? RQ2.2 What factors do service users and staff report as increasing the risk of violent and aggressive behaviour by mental health service users in health and community care settings?
Subquestions	2.1.1 Do the identified risk factors have good predictive validity for future violent and aggressive behaviour by mental health service users in health and community care settings?
Population	Children and young people who are mental health service users (excluding people with learning disabilities, and women with mental health disorders during pregnancy and the postnatal period; these are covered by existing or guidelines in development)
Intervention(s)	Risk factors and antecedents
Comparison	Not applicable
Context	Health and community care settings
Critical outcomes	Adjusted outcomes for: <ul style="list-style-type: none"> • Risk of violence (odds ratio for risk of violence/aggression) • Association between risk factor and violence/aggression (R^2 or Beta value)
Study design	Prospective observational studies

1
2**Table 59: Clinical review protocol summary for the review of prediction (children and young people)**

Component	Description
Review questions	RQ2.3 Which instruments most reliably predict violent and aggressive behaviour by mental health service users in health and community care settings in the short-term?
Subquestion	2.3.1 Do the identified instruments have good predictive validity for future violent and aggressive behaviour by mental health service users in health and community care settings?
Population	Children and young people who are mental health service users (excluding people with learning disabilities, and women with mental health disorders during pregnancy and the postnatal period; these are covered by existing or guidelines in development)
Intervention(s)	<ul style="list-style-type: none"> • Prediction instruments • Approaches for anticipating violence and aggression
Comparison	Gold standard approach to prediction and anticipation
Context	Short-term (72 hours) management in health and community care settings
Critical outcomes	Clinical utility (including sensitivity and specificity)
Study design	Any

3

Table 60: Clinical review protocol summary for the review of non-pharmacological management strategies (children and young people)

Component	Description
Review questions	<p>RQ2.7 Do management strategies (including staffing levels and IT systems), used to reduce the risks of violent and aggressive behaviour by mental health service users, produce benefits that outweigh possible harms when compared to an alternative approach?</p> <p>RQ2.8 Do training programmes for the use of interventions designed to prevent and manage violent and aggressive behaviour by mental health service users in health and community care settings, for staff, and for staff and service users combined, produce benefits that outweigh possible harms when compared to an alternative management strategy?</p> <p>RQ4.3 Does seclusion used for the short-term management of violent and aggressive behaviour by mental health service users in health and community care settings produce benefits that outweigh possible harms when compared to an alternative management strategy?</p> <p>RQ4.4 Do de-escalation methods used for the short-term management of violent and aggressive behaviour by mental health service users in health and community care settings produce benefits that outweigh possible harms when compared to an alternative management strategy?</p> <p>RQ4.5 Do physical restraint techniques (including, manual and mechanical restraint) used by staff for the short-term management of violent and aggressive behaviour by mental health service users in health and community care settings produce benefits that outweigh possible harms when compared to an alternative management strategy?</p>
Subquestion	<p>RQ4.6 If physical restraint techniques (including, manual and mechanical restraint) are used by staff for the short-term management of violent and aggressive behaviour by mental health service users in health and community care settings, how should use be modified if, for example, the service user is:</p> <ul style="list-style-type: none"> • undergoing withdrawal • intoxicated • a heavy drinker • seriously medically ill • has physical disabilities or injuries or is physically frail • pregnant • obese.
Population	Children and young people who are mental health service users (excluding people with learning disabilities, and women with mental health disorders during pregnancy and the postnatal period; these are covered by existing or guidelines in development)
Intervention(s)	<ul style="list-style-type: none"> • Modifications to the environment • Personal and institutional alarms • Seclusion • De-escalation methods • Physical restraint
Comparison	Usual care or other alternative management strategies
Context	Short-term (72 hours) management in health and community care settings
Critical outcomes	<ul style="list-style-type: none"> • Any reported measures of safety and effectiveness relevant to the short-term management of aggressive/violent behaviour • Service user/carer/staff views
Study design	RCTs, observational studies and systematic reviews

Table 61: Clinical review protocol summary for the review of pharmacological interventions (children and young people)

Component	Description
Review question(s)	RQ3.6 Does p.r.n. (pro re nata) medication used to prevent imminent violent and aggressive behaviour by mental health service users in health and community care settings produce benefits that outweigh possible harms when compared to an alternative management strategy? RQ4.7 Does rapid tranquillisation used for the short-term management of violent and aggressive behaviour by mental health service users in health and community care settings produce benefits that outweigh possible harms when compared to an alternative management strategy?
Subquestion	RQ4.8 If rapid tranquillisation is used in the short-term management of violent and aggressive behaviour by mental health service users in health and community care settings, how should use be modified if, for example, the service user is: <ul style="list-style-type: none"> • undergoing withdrawal • intoxicated • a heavy drinker • seriously medically ill • has physical disabilities or injuries or is physically frail • pregnant • obese.
Population	Children and young people who are mental health service users (excluding people with learning disabilities, and women with mental health disorders during pregnancy and the postnatal period; these are covered by existing or guidelines in development)
Intervention(s)	Rapid tranquillisation or urgent sedation (the use of medication to calm/lightly sedate the service user, reduce the risk to self and/or others and achieve an optimal reduction in agitation and aggression, thereby allowing a thorough psychiatric evaluation to take place, and allowing comprehension and response to spoken messages throughout the intervention. Although not the overt intention, it is recognised that in attempting to calm/lightly sedate the service user, rapid tranquillisation may lead to deep sedation/anaesthesia). <ul style="list-style-type: none"> • Antipsychotic drugs (aripiprazole, chlorpromazine, haloperidol, loxapine, olanzapine, quetiapine, risperidone) • Benzodiazepines • Antihistamines.
Comparison	<ul style="list-style-type: none"> • Placebo • Another intervention
Context	<ul style="list-style-type: none"> • Short-term (72 hours) management in health and community care settings
Critical outcomes	<ul style="list-style-type: none"> • Rates of violence and aggression* • Tranquillisation (feeling of calmness and/or calm, non-sedated behaviour)* • Sedation/somnolence* • Adverse effects* • Service user/carer/staff views * • Economic outcomes* <p>* Adapted from the previous guideline.</p>
Study design	RCTs

1

2

1 **7.3 RISK FACTORS**

2 **7.3.1 Introduction**

3 For a general introduction to risk factors for violence and aggression, please see
4 Chapter 4 (section 4.3.1).

5 *Definition of risk factors and antecedents for predicting violence*

6 For the purposes of this review, risk factors and antecedents were categorised using
7 the psychosocial and clinical domains described by Witt and colleagues (2013): (a)
8 demographic and premorbid, (b) criminal history, (c) psychopathological, positive
9 symptom and negative symptom, (d) substance misuse, (e) treatment-related and (f)
10 suicidality.

11 **7.3.2 Studies considered¹¹**

12 For the review of risk factors in children and young people (see Table 58 for the
13 review protocol), three studies (N = 355) met the eligibility criteria: Dean 2008 (Dean
14 et al., 2008); Stafford 2003 (Stafford & Cornell, 2003); Tompsett 2011 (Tompsett et al.,
15 2011). In addition, 528 studies failed to meet eligibility criteria for the guideline.
16 Further information about both included and excluded studies can be found in
17 Appendix 13.

18
19 For the three included studies, a summary of the study characteristics can be found
20 in Table 62.

21

¹¹ Here and elsewhere in the guideline, each study considered for review is referred to by a study ID (primary author and date of study publication, except where a study is in press or only submitted for publication, then a date is not used).

Table 62: Summary of study characteristics for the review of risk factors for violence and aggression (children and young people)

	Inpatient setting
Total no. of studies (N)	3 prospective observational studies (355)
Study ID (N)	(1) Dean 2008 (134) (2) Stafford 2003 (72) (3) Tompsett 2011 (149)
Country	(1) Australia (2-3) US
Year of publication	2003-2011
Diagnosis	46% mood/anxiety/depressive disorders 25% bipolar disorder 19% ADHD/disruptive behaviour/conduct disorder/oppositional defiant disorder 7% pervasive developmental disorder 3% adjustment disorder
Age (mean)	13.94
Sex (% female)	40
Ethnicity	73% Caucasian 26% African American, Native American, Asian American, and Hispanic American or other 1% Torres Straight Islanders

1

2 **7.3.3 Evidence for risk factors of violence and aggression in children** 3 **and young people**

4 Because of differences in the type of violence and aggression measured in each study
5 (see Table 63), meta-analysis could not be used to pool the findings from the three
6 studies of children and/or young people (Dean 2008; Stafford 2003; Tompsett 2011).

7

8 All three studies had generally unclear risk of bias (see Appendix 11 for further
9 information).

10

11

Table 63: Type of violence and aggression measured and risk factors included in the multivariate model for each study

	Inpatient setting		
	Dean 2008	Stafford 2003	Tompsett 2011
Type of violence and aggression			
Persistent physical aggression	✓		
Total aggression		✓	
Restraint because of imminent danger of harm			✓
Risk factor			
ADHD/disruptive behaviour disorder	✓		
Age	✓	✓	✓
Gender	✓	✓	✓
History of aggression (any)	✓		
History of aggression (property damage)			✓
History of aggression (self-harm)	✓		✓
History of aggression (towards adults)			✓
History of aggression (towards peers)			✓
Duration of hospitalisation		✓	
Mood disorder/suicide ideation	✓		
Pervasive developmental disorder	✓		
Psychopathy		✓	
Psychotropic medication at admission	✓		
Socio-economic status		✓	

1

2

3 Nevertheless, there was consistent evidence from two studies with 283 children and
4 young people (Dean 2008; Tompsett 2011) that history of aggression was associated
5 with violence. The other study (Stafford 2003) found age, duration of hospitalisation
6 and psychopathy to be associated with any aggression. In addition, psychotropic
7 medication at admission was found to be related to violence in one study (Dean
8 2008).

9

10 Other factors with no clear evidence of an association with violence or aggression
11 included gender, pervasive developmental disorder, ADHD/ disruptive behaviour
12 disorder, mood disorder/suicide ideation, self-harm and socioeconomic status.

13 7.3.4 Health economics evidence

14 Identification of risk factors for violent and aggressive behaviour in children and
15 young people with mental health problems in health and community care settings
16 may lead to better prediction of incidents of violence and aggression and has
17 therefore potentially important resource implications. However, this review question
18 is not relevant for economic analysis.

1 7.4 PREDICTION

2 7.4.1 Introduction

3 For a general introduction to prediction of violence and aggression, please see
4 Chapter 4 (Section 4.4.1)

5 7.4.2 Studies considered

6 For the review of prediction instruments (see Table 59 for the review protocol), one
7 study (N = 418) met the eligibility criteria: Barzman 2011 (Barzman et al., 2011). In
8 addition, 528 studies failed to meet eligibility criteria for the guideline. Further
9 information about both included and excluded studies can be found in Appendix 13.

10 7.4.3 Prediction instruments included in the review

11 Data were available for the Brief Rating of Aggression by Children and Adolescents-
12 Preliminary Version (BRACHA 0.8). See Table 16 for further information about the
13 instrument.
14

Table 64: Summary of characteristics for each included prediction instrument

Instrument	Instrument information	Time to administer; Time to score	Published reliability
Brief Rating of Aggression by Children and Adolescents-Preliminary Version (BRACHA 0.8)	Scale: 16 items Score: 1-32 Cut-off: ≥ 13 (aggression) or ≥ 14 (interpersonal violence) Format: pen and paper	Not reported	Inter-rater reliability: ICC = 0.91 (0.9 version, with 14-items) ¹
<i>Note.</i> ¹ Barzman et al. (2012)			

15
16
17 The BRACHA 0.9 is a 16-item instrument with 14 historical and behavioural items
18 and two clinical observations. In the most recent 0.9 version, two items about
19 physical and sexual abuse were dropped. It is completed by ‘...emergency room staff
20 members using information that is consistently available, even during short, high-
21 pressure evaluations.’ (Barzman et al., 2012) Interviewers generally obtain answers
22 to the questions from the child or young person’s parents or guardians, although
23 collateral sources or the child/young person can provide additional information.
24 Scoring uses an algorithm that includes age to generate a total score.

25 7.4.4 Evidence for prediction instruments

26 In one study of 418 children and young people in an emergency department setting,
27 the base rate for violence was 15% and for any form of aggression it was 29%.
28 Aggression was defined as any threatening verbal or physical behaviour toward self,
29 other people, or objects that would generate a score of 1 or higher on any subscale of
30 the Overt Aggression Scale (OAS). Violence was defined as actions that would

1 generate a score of 1 or above on the ‘physical aggression toward other people’
 2 subscale of the OAS. The BRACHA 0.8, using a cut-off of ≥ 14 for predicting
 3 violence, had a sensitivity of 0.85 (95% CI, 0.74 to 0.93) and specificity of 0.68 (95%
 4 CI, 0.62 to 0.72); LR+ = 2.64; LR- = 0.22. For predicting aggression, using a cut-off of \geq
 5 13, the BRACHA 0.8 had a sensitivity of 0.80 (95% CI, 0.72 to 0.87) and specificity of
 6 0.57 (95% CI, 0.51 to 0.63); LR+ = 1.86; LR- = 0.35. Figure 1 displays the sensitivity
 7 and specificity, and Figure 10 displays the ROC curve.

8
 9

10 **Figure 9: Forest plot of sensitivity and specificity for instruments used to predict**
 11 **violence and aggression in the short-term**

12

BRACHA 0.8 ≥ 14 cut-off (short-term violence)

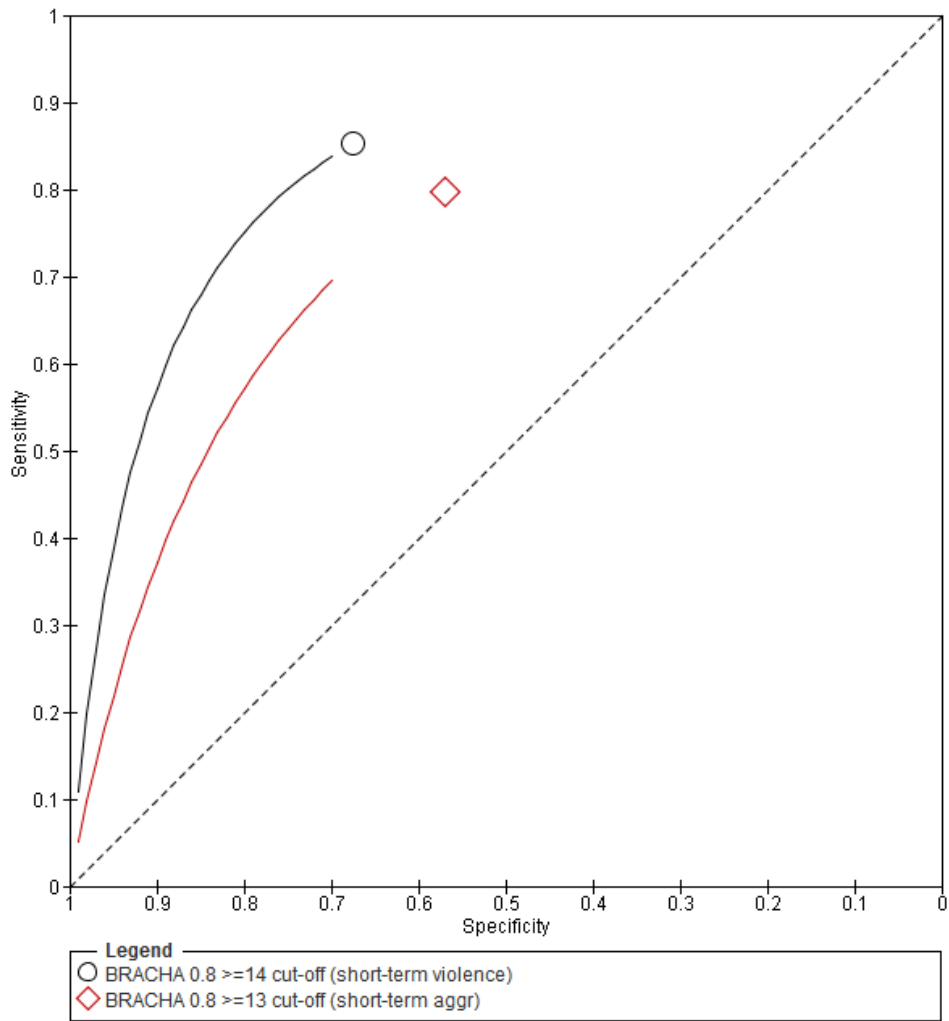
Study	TP	FP	FN	TN	Sensitivity (95% CI)	Specificity (95% CI)	Sensitivity (95% CI)	Specificity (95% CI)
Barzman 2011	52	116	9	241	0.85 [0.74, 0.93]	0.68 [0.62, 0.72]		

BRACHA 0.8 ≥ 13 cut-off (short-term aggr)

Study	TP	FP	FN	TN	Sensitivity (95% CI)	Specificity (95% CI)	Sensitivity (95% CI)	Specificity (95% CI)
Barzman 2011	96	128	24	170	0.80 [0.72, 0.87]	0.57 [0.51, 0.63]		

13
 14

1 **Figure 10: Summary receiver operator characteristic (ROC) curve for the prediction**
2 **of violence and aggression in the short-term**



3
4
5

1 **7.4.5 Health economics evidence**

2 No studies assessing the cost effectiveness of prediction instruments for violent and
3 aggressive behaviour by children and young people with mental health problems in
4 health and community care settings were identified by the systematic search of the
5 economic literature. Details on the methods used for the systematic search of the
6 economic literature are described in Chapter 3.

7 **7.5 NON-PHARMACOLOGICAL MANAGEMENT** 8 **STRATEGIES - ALL SETTINGS AND PHASES**

9 **7.5.1 Introduction**

10 Because of the ubiquity of aggressive behaviours amongst a number of children and
11 young people seen by mental health services, their management is often part of
12 treatment programmes. These aim to help children and young people take
13 responsibility for attempting to control their own aggressive behaviour and use
14 stress reduction techniques, and to provide guidance for parents in dealing
15 appropriately with aggressive behaviour and violence. To manage actual angry
16 outbursts and violence that represent an immediate risk to the child and young
17 person and/or to others, parents and teachers, in addition to preventive measures,
18 will have developed distraction and de-escalation techniques, followed sometimes
19 by physical restraint procedures, the latter being more commonly used in the
20 younger more physically immature children.

21
22 Restraint is rarely used by community CAMHS staff, and seclusion is impractical to
23 implement in community CAMHS settings. Most aggressive and violent episodes
24 are seen in psychiatric day or inpatient units. Many community and most inpatient
25 child and adolescent mental health units therefore will be expected to develop
26 guidance or protocols to manage aggression and violence - especially in forensic
27 adolescent units where these behaviours are more likely to occur - and to set up
28 training sessions for staff where different restraint and seclusion techniques are
29 explored that take into account the level of physical and psychological maturity in
30 the child. Discussion with children and young people, but also with parents and
31 carers of the use of seclusion and restraint procedures would be regarded as good
32 clinical practice.

33 **7.5.2 Studies considered**

34 For the review of non-pharmacological management strategies (see Table 60 for the
35 review protocol), two studies met eligibility criteria: De Hert 2011 (De Hert et al.,
36 2011) and Azeem 2011 (Azeem et al., 2011). In addition, 528 studies failed to meet
37 eligibility criteria for the guideline. Further information about both the included and
38 excluded studies can be found in Appendix 13.

39 *Non-pharmacological management strategies*

40 One existing systematic review was included which considered the impact of
41 management strategies and training on seclusion and restraint rates in children and

1 young people (DeHert 2011, see Table 65). The following programmes were
2 included: a new model of care, environmental modifications, collaborative problem
3 solving and a behavioural therapy approach. One primary study was also included
4 which examined the impact of the Six Core Strategies programme on seclusion and
5 restraint rates in a child and adolescent inpatient service (Azeem 2011, see Table 66).
6

1

Table 65: Study information table for systematic reviews evaluating non-pharmacological management strategies (children and young people)

	De Hert 2011
Review question/ Aim	To examine the prevalence and determinants of restraint and seclusion use in children and young people.
Method used to synthesise evidence	Narrative synthesis
Design of included studies	Interrupted time series study, observational studies
Dates searched	2000 – 2010
Electronic databases	PubMed, PsycINFO, CINAHL
No. of included studies	4 ¹
Participant characteristics	Pediatric psychiatric populations (6-21 years)
Intervention	Seclusion and restraint
Comparison	Standard care or other alternative intervention
Outcome	Prevalence of seclusion and restraint use: proportion of patients restrained/ secluded and number of restraints/seclusions per number of patient days.
<i>Note.</i> ¹ Out of 7 included studies, 4 studies were judged relevant to the review questions.	

2

3

Table 66: Study information table for primary studies evaluating non-pharmacological management strategies (children and young people)

	Management strategies
Total no. of studies (N)	1 observational study (458)
Study ID	Azeem 2011
Consent gained?	Unclear
Country	United States
Setting	Children and adolescent* mental health service
Diagnosis	Not explicitly stated
Age (mean)	14.4 years
Sex (% Female)	60
Ethnicity (% White)	30.63
Intervention(s)	Approach based on Six Core Strategies for Reducing Seclusion and Restraint Use©: training (risks, primary and secondary prevention; trauma informed care), the role of leadership, post-event analysis and service user involvement.
Comparison	Not applicable
Funding	Not reported
Outcomes	Rates of seclusion and restraint
<i>Note.</i> * Child = < 12 years; adolescent = 13-17 years.	

4

1 **7.5.3 Clinical evidence for non-pharmacological management** 2 **strategies**

3 In one review that included 4 relevant observational studies (De Hert 2011), and one
4 new observational study with 458 children and young people (Azeem 2011), there
5 was low quality evidence that supported the use of management strategies for
6 reducing the number of episodes and duration of seclusion and restraint in an
7 inpatient setting.
8

9 **7.5.4 Health economics evidence**

10 From the range of interventions considered in this section, one economic study was
11 found which referred to a non-pharmacological management strategy of children
12 and young people.
13

14 LeBel and Goldstein (2005) examined the effect of a management initiative to reduce
15 or eliminate the use of restraint. Details on the methods used for the systematic
16 review of the economic literature are described in Chapter 3; full references and
17 evidence tables for all economic evaluations included in the systematic literature
18 review are provided in Appendix 18. Completed methodology checklists of the
19 studies are provided in Appendix 17. Economic evidence profiles of studies
20 considered during guideline development (that is studies that fully or partly met the
21 applicability and quality criteria) are presented in Appendix 19.
22

23 This was a before-after study which was carried out in a privately run, 30-bedded,
24 mixed inpatient unit for youths aged 13 to 18, located in the US. Data were collected
25 on staff time and medication for evaluation of the initiative. Aggregate costs were
26 calculated from these data and years 2000 and 2003 were compared. The costs
27 included were from a hospital perspective and were composed of staff time and
28 medication use. The main outcome measure was the number of restraint episodes.
29 The time horizon was 12 months.
30

31 The results of the analysis indicated a decrease in costs associated with the
32 intervention from \$1,446,740 to \$177,036 associated with a decrease in episodes of
33 restraint from 3,991 to 373 at the ward level. Discounting was not reported and so it
34 is unclear if this was carried out, if not, then these figures represent the cost years
35 2000 and 2003 respectively. The paper also reported reduced recidivism,
36 rehospitalisation and restraint related injuries.
37

38 There were a number of limitations of this study, these were: the lack of any formal
39 statistical analysis, quality of life was not measured, cost of implementation was not
40 measured, discounting was unclear and the intervention was poorly defined. The
41 most important limitation, however, is its before-after design. As stated by the
42 authors, the results could be due to extraneous variables or secular trends, when
43 considered alongside the other methodological issues this study has potentially
44 serious limitations. As the study was carried out in a single US centre and the

1 intervention itself is difficult to define and reproduce, the generalisability of the
2 results to an NHS context is limited; the study is therefore only partially applicable
3 to the UK setting.

4 *Economic evidence statement*

5 One economic study was identified which suggested restraint reduction initiatives
6 may result in a reduction in restraint episodes and cost-savings. This analysis was
7 considered to be partially applicable with potentially serious limitations and
8 therefore was of limited use in making recommendations.

9

1 **7.6 PHARMACOLOGICAL INTERVENTIONS - ALL** 2 **SETTINGS AND PHASES**

3 **7.6.1 Introduction**

4 In outpatient settings pharmacological interventions are very rarely used as a means
5 of controlling aggressive and violent behaviour in children and young people with
6 mental health problems. Even if still uncommonly, these interventions are most
7 likely to be used in acute paediatric services for children with joint
8 medico/psychiatric or severe and acute psychiatric disorders, and in psychiatric
9 inpatient units, usually after other management techniques have been tried
10 unsuccessfully, and with ongoing nursing supervision. Medication delivered p.r.n.
11 tends to be used in psychiatric inpatient units for young people with rare and severe
12 psychiatric disorders such as psychotic states. It is recommended that parents are
13 involved in decisions about rapid tranquillisation and the different units tend to
14 develop their own rapid tranquillisation protocols, normally using antipsychotics
15 and benzodiazepines, and sometimes and when practicable advanced decisions and
16 statements. Rapid tranquillisation drugs are used with care because of the
17 unpleasant acute dystonic reactions that have been reported with drugs such as
18 haloperidol, and the apparent paradoxical agitating effects of benzodiazepines on
19 some children.

20 **7.6.2 Studies considered**

21 No studies were identified which met eligibility criteria for the review questions
22 addressing the role of pharmacological interventions in the short-term management
23 of violent and aggressive behaviour in children and young people (see Table 61 for
24 the review protocol). In addition, 528 studies failed to meet eligibility criteria for the
25 guideline. Further information about excluded studies can be found in Appendix 13.

26 **7.6.1 Health economics evidence**

27 No studies assessing the cost effectiveness of p.r.n. medication used to prevent
28 imminent violent and aggressive behaviour by children and young people with
29 mental health problems in health and community care settings were identified by
30 the systematic search of the economic literature. Details on the methods used for the
31 systematic search of the economic literature are described in Chapter 3.

32 **7.7 LINKING EVIDENCE TO RECOMMENDATIONS**

33 **7.7.1 Risk factors**

34 *Relative value placed on the outcomes considered*

35 The GDG agreed that the association between a risk factor and violence/aggression
36 was the outcome of interest. Studies that found independent factors by using a
37 multivariate model were preferred.

1 *Summary of evidence*

2 Only three studies (with a total of 355 participants) were found that met eligibility
3 criteria. Of these, all included children and/or young people in an inpatient setting
4 and were conducted in the USA or Australia, with the majority of participants
5 having a mood disorder. Nearly two-thirds were male and nearly three-quarters
6 were white.

7
8 The GDG agreed that the evidence supported history of aggression as an
9 independent risk factor for violence in an inpatient setting. Based on their expert
10 opinion, they also suggested that experience of abuse or trauma, previous response
11 to the management of violence or aggression, and cognitive, language and cultural
12 factors are important and should be assessed. To reduce the risk of violence, the
13 GDG agreed that health and social care professionals working with children and
14 young people could consider offering those with a history of violence help
15 developing greater self-control and techniques for self-soothing. In addition, parents
16 of children and young people who are violent or aggressive should be offered a
17 parent training programme and support to help prevent future problems.

18 *Quality of the evidence*

19 In general all evidence was downgraded to very low quality because it was from
20 observational studies with high or unclear risk of bias.

21 **7.7.2 Prediction**

22 *Relative value placed on the outcomes considered*

23 Sensitivity and specificity of each instrument was primarily used to assess test
24 accuracy. In addition, the AUC and negative and positive likelihood ratios were
25 examined.

26 *Trade-off between clinical benefits and harms*

27 The GDG agreed that the evidence suggested that the BRACHA 0.8 had excellent
28 sensitivity and good specificity for predicting both violence (aggression towards
29 others) and any form of aggression. However, the positive likelihood ratio did not
30 reach an accepted level of accuracy for predicting either violence or aggression, and
31 therefore further evidence would need to be available before a specific
32 recommendation for use of the BRACHA could be made.

33 *Trade-off between net health benefits and resource use*

34 As with adults the consequences of poorly handled violent events can be substantial,
35 there are clear resource and quality of life implications associated with prediction
36 tools.

37
38 No applicable evidence was identified in the economic searches. From the clinical
39 review, the use of prediction tools based on risk factors may offer utility over clinical

1 opinion alone and given the potentially serious consequences, any improvement in
2 the management of an event due to prescience is likely to be cost effective.

3 *Quality of the evidence*

4 Risk of bias was generally low, although raters of actual violence and aggression
5 were not blind to how items of the prediction instrument were scored.

6 **7.7.3 Non-pharmacological management strategies**

7 *Relative value placed on the outcomes considered*

8 The GDG agreed that any reported outcomes relevant to the safety, effectiveness and
9 experience of the management of short-term violence and aggression should be
10 considered. In practice, the outcomes reported included use of restrictive
11 interventions.

12 *Trade-off between clinical benefits and harms*

13 The GDG agreed that management strategies could be used to reduce the use of
14 restrictive interventions without increasing the risk of harm. Use of restrictive
15 interventions should be limited to instances where other attempts to defuse the
16 situation had failed and should not be used as a punishment. As part of this
17 reduction, the GDG wished to highlight the role of staff training and stress that
18 training programmes should include the use of psychosocial methods to avoid or
19 minimise restrictive interventions whenever possible. During these discussions, the
20 GDG also decided that there were a number of general principles covering: training,
21 policy, safeguarding, shared decision making with the child or young person,
22 collaboration with those with parental responsibility and use of recommendations
23 for adults.

24
25 Based on expert opinion and the limited evidence, the GDG agreed a number of
26 recommendations covering de-escalation and the use of restrictive interventions,
27 such as manual and mechanical restraint, and seclusion. In summary, de-escalation
28 techniques recommended for adults could also be used in children and young
29 people, but with some modifications. With regard to restrictive interventions, it was
30 decided that manual restraint, based on the methods recommended for adults could
31 also be used. However, it was emphasised that staff should be trained in the use of
32 these interventions in these age groups and should be able to adjust the techniques
33 according to the child or young person's height, weight and physical strength. The
34 GDG also considered that it would be preferable for a staff member who is the same
35 sex as the child to carry out manual restraint. As part of this, the GDG debated
36 extensively whether or not to proscribe prone restraint in children. It was agreed that
37 there was insufficient evidence or consensus between GDG members to make a 'do
38 not use recommendation.' Reasons discussed included that it is problematic to set an
39 arbitrary distinction between children and young people, when considering manual
40 restraint, given variation in size and weight. The GDG agreed that mechanical
41 restraint should not be used in children, and only used in young people in high-
42 secure settings and when transferring young people between secure settings. The

1 GDG also considered that seclusion could be used, but that the ultimate decision
2 should rest with the multidisciplinary team; that all uses of seclusion should be
3 reported to the trust board for monitoring purposes, and that locked rooms should
4 not be used. The GDG additionally highlighted that throughout the use of a
5 restrictive intervention the child or young person should be monitored throughout.
6

7 Finally, given the paucity of evidence, the GDG decided to include a new research
8 recommendation to encourage further research into the use of manual restraint
9 techniques in the management of violence and aggression in children and young
10 people.

11 *Trade-off between net health benefits and resource use*

12 The general principles and objectives influencing decision making in adults play a
13 similar role in the management of violence and aggression in children. These
14 concerns include a focus on service user safety, positive engagement and dignity.
15 From the review there is some limited evidence suggesting that reductions in
16 restraint can be cost saving.

17 *Quality of the evidence*

18 The evidence was from observational studies and therefore graded as low quality
19 (with no reason for upgrading).

20 **7.7.4 Pharmacological interventions**

21 *Relative value placed on the outcomes considered*

22 The GDG agreed that any reported outcomes relevant to the safety, effectiveness and
23 experience of the management of short-term violence and aggression should be
24 considered.

25 *Trade-off between clinical benefits and harms*

26 No evidence that met eligibility criteria was available for assessing the benefits and
27 harms of pharmacological interventions. Based on expert opinion, the GDG agreed
28 that in some circumstances the use of an IM benzodiazepine (lorazepam) for rapid
29 tranquillisation could be justified, but dose would need to be adjusted according to
30 age and weight, and the child or young person monitored continuously.

31 *Trade-off between net health benefits and resource use*

32 As with adults the trade-offs involved in the pharmacological management of
33 violence and aggression are complex. No economic studies were found which were
34 applicable to the decision context.
35

36 Drug acquisition costs were presented to the GDG and provide some notion of
37 opportunity cost though the relative rates of side effects and associated treatment
38 costs were not possible to estimate from the available clinical data. These costs

1 suggest small difference in acquisition across alternatives which allows considerable
2 flexibility in choosing options to individualise treatment based on a service user.

3 *Quality of the evidence*

4 No research evidence was eligible.

5 *Other considerations*

6 The GDG considered the settings in which violence and aggression in children and
7 young people are managed and developed some general principles based on
8 consensus. They considered that CAMHS should have a policy about managing
9 antisocial behaviour and ensure that staff are trained in managing that behaviour
10 using psychosocial and behavioural techniques.

11
12 The GDG also developed other general principles around working with parents and
13 carers, safeguarding and joint decision making.

14
15 Finally, the GDG wished to ensure that any underlying mental health problems,
16 such as antisocial behaviour and conduct disorders, ADHD and autism were
17 assessed and treated according to the relevant NICE guideline.

18 **7.8 RECOMMENDATIONS**

19 **7.8.1 Clinical practice recommendations**

20 *Staff training*

21 **7.8.1.1** Child and adolescent mental health services (CAMHS) should ensure that
22 staff are trained in the management of violence and aggression using a
23 training programme designed specifically for staff working with children
24 and young people. Training programmes should include the use of
25 psychosocial methods to avoid or minimise restrictive interventions
26 whenever possible. Staff who might undertake restrictive interventions
27 should be trained:

- 28 • in the use of these interventions in these age groups
- 29 • to adapt the manual restraint techniques for adults in
30 recommendations 6.6.1.11–6.6.1.21, adjusting them according to the
31 child or young person's height, weight and physical strength.

1 **7.8.1.2** CAMHS should have a clear and consistently enforced policy about
2 managing antisocial behaviour and ensure that staff are trained in
3 psychosocial and behavioural techniques for managing the behaviour.

4 **7.8.1.3** CAMHS staff should be familiar with the Children Act 1989 and 2004 as well
5 as the Mental Capacity Act 2005 and the Human Rights Act 1998. They
6 should also be aware of the United Nations Convention on the Rights of the
7 Child.

8 *Managing violence and aggression*

9 **7.8.1.4** Manage violence and aggression in children and young people in line with
10 the recommendations for adults in sections 4.6, 5.7 and 6.6, taking into
11 account:

- 12 • the child or young person's level of physical, intellectual, emotional
13 and psychological maturity
- 14 • the recommendations for children and young people in this
15 section.
- 16 • that the Mental Capacity Act 2005 applies to young people aged 16
17 and over.

18 **7.8.1.5** Collaborate with those people who have parental responsibility when
19 managing violence and aggression in children and young people.

20 **7.8.1.6** Use safeguarding procedures to ensure the child or young person's safety.

21 **7.8.1.7** Involve the child or young person in making decisions about their care
22 whenever possible.

1 **Assessment and initial management**

2 **7.8.1.8** Assess and treat any underlying mental health problems in line with
3 relevant NICE guidelines, including those on [antisocial behaviour and](#)
4 [conduct disorders in children and young people](#), [attention deficit](#)
5 [hyperactivity disorder](#), [psychosis and schizophrenia in children and young](#)
6 [people](#), [autism diagnosis in children and young people](#) and [autism](#).

7 **7.8.1.9** Identify any history of aggression or aggression trigger factors, including
8 experience of abuse or trauma and previous response to management of
9 violence or aggression.

10 **7.8.1.10** Identify cognitive, language and cultural factors that may increase the risk of
11 violence or aggression in a child or young person.

12 **7.8.1.11** Consider offering children and young people with a history of violence or
13 aggression help to develop greater self-control and techniques for self-
14 soothing.

15 **7.8.1.12** Offer a parent training programme and support to parents of children and
16 young people who are violent or aggressive.

17 *De-escalation*

18 **7.8.1.13** Use de-escalation in line with recommendations 5.7.1.29–5.7.1.37 for adults,
19 modified for children and young people, and:

- 20
- 21 • use calming techniques and distraction
 - 22 • offer the child or young person the opportunity to move away
23 from the situation in which the violence or aggression is occurring,
24 for example to a quiet room or area
 - 25 • aim to build emotional bridges and maintain a therapeutic
relationship.

26 *Restrictive interventions*

27 **7.8.1.14** Use restrictive interventions only if all attempts to defuse the situation have
28 failed and the child or young person becomes aggressive or violent.

29 **7.8.1.15** When restrictive interventions are used, monitor the child or young person's
30 wellbeing closely and continuously, and ensure their physical and emotional
31 comfort.

32 **7.8.1.16** Do not use punishments, such as removing contact with parents or carers or
33 access to social interaction, withholding nutrition or fluids, or corporal
34 punishment, to force compliance.

35 *Manual restraint*

36 **7.8.1.17** If possible, allocate a staff member who is the same sex as the child or young
37 person to carry out manual restraint.

1 ***Mechanical restraint***

2 **7.8.1.18** Do not use mechanical restraint in children.

3 **7.8.1.19** CAMHS should ensure that mechanical restraint in young people is used
4 only in high-secure settings (except when transferring young people
5 between medium- and high-secure settings as in recommendation 7.8.1.20),
6 in accordance with the Mental Health Act 1983 and with support and
7 agreement from a multidisciplinary team that includes a consultant
8 psychiatrist in CAMHS.

9 **7.8.1.20** Consider using mechanical restraint, such as handcuffs, when transferring
10 young people who are at high risk of violence or aggression between
11 medium- and high-secure settings, and remove the restraint at the earliest
12 opportunity.

13 ***Rapid tranquillisation***

14 **7.8.1.21** Use intramuscular lorazepam for rapid tranquillisation in a child or young
15 person and adjust the dose according to their age and weight¹².

16 **7.8.1.22** If there is only a partial response to intramuscular lorazepam, check the dose
17 again according to the child or young person's age and weight and consider
18 a further dose.

19 **7.8.1.23** Monitor physical health and emotional impact continuously when
20 undertaking rapid tranquillisation in a child or young person.

21 ***Seclusion***

22 **7.8.1.24** Decisions about whether to seclude a child or young person should only be
23 made by a multidisciplinary team.

24 **7.8.1.25** Report all uses of seclusion to the trust board or equivalent governing body.

25 **7.8.1.26** Do not seclude a child or a young person in a locked room, including their
26 own bedroom.

27 **7.9 RESEARCH RECOMMENDATIONS**

28 **7.9.1.1** What is the most appropriate physical restraint technique to use should it
29 become necessary for the short-term management of violent and aggressive
30 behaviour in children and young people?

31
32

¹² At the time of consultation (November 2014), lorazepam did not have a UK marketing authorisation for use in children and young people for this indication. The prescriber should follow relevant professional guidance, taking full responsibility for the decision. Informed consent should be obtained and documented. See the General Medical Council's [Prescribing guidance: prescribing unlicensed medicines](#) for further information.

1 **8 APPENDICES**

2 *Please note that the appendices are in separate files.*

3

4 Appendix 1: Scope for the development of the clinical guideline

5 Appendix 2: Declarations of interests by Guideline Development Group members

6 Appendix 3: Stakeholders and experts who submitted comments in response to the
7 consultation draft of the guideline

8 Appendix 4: Researchers contacted to request information about unpublished or
9 soon-to-be published studies

10

11 Appendix 5: Review questions

12 Appendix 6: Method for evidence synthesis

13 Appendix 7: Research recommendations

14 Appendix 8: Medication for rapid tranquillisation

15 Appendix 9: Clinical evidence – review protocols

16 Appendix 10: Clinical evidence – search strategies

17 Appendix 11: Clinical evidence – methodology checklists

18 Appendix 12: Clinical evidence – study characteristics (original guideline)

19 Appendix 13: Clinical evidence – study characteristics (update)

20 Appendix 14: Clinical evidence – GRADE profiles

21 Appendix 15a: Clinical evidence – risk factors forest plots

22 Appendix 15b: Clinical evidence – rapid tranquillisation forest plots

23 Appendix 16: Health economic - search strategies

24 Appendix 17: Health economic evidence – methodological checklists

25 Appendix 18: Health economic evidence – evidence tables

26 Appendix 19: Health economic evidence – GRADE profiles

27 Appendix 20: YoungMinds focus groups report

28 See separate files.

9 REFERENCES

- 1
2 Abderhalden C, Needham I, Dassen T, Halfens R, Haug H-J, Fischer JE. Structured
3 risk assessment and violence in acute psychiatric wards: randomised controlled trial.
4 *British Journal of Psychiatry*. 2008;193:44-50.
5
6 Abderhalden C, Needham I, Dassen T, Halfens R, Haug HJ, Fischer J. Predicting
7 inpatient violence using an extended version of the Broset-Violence-Checklist:
8 Instrument development and clinical application. *BMC Psychiatry*. 2006;6:9p.
9
10 Abderhalden C, Needham I, Miserez B, Almvik R, Dassen T, HAUG HJ, et al.
11 Predicting inpatient violence in acute psychiatric wards using the Brøset-Violence-
12 Checklist: a multicentre prospective cohort study. *Journal of Psychiatric and Mental*
13 *Health Nursing*. 2004;11:422-27.
14
15 AGREE Collaboration Development and validation of an international appraisal
16 instrument for assessing the quality of clinical practice guidelines: the AGREE
17 project. *Quality and Safety in Health Care*. 2003;12:18-23.
18
19 Alexander J, Tharyan P, Adams C, John T, Mol C, Philip J. Rapid tranquilization of
20 violent or agitated patients in a psychiatric emergency setting: Pragmatic
21 randomised trial of intramuscular lorazepam v. haloperidol plus promethazine. *The*
22 *British journal of psychiatry*. 2004;185:63-69.
23
24 Allen MH, Feifel D, Lesem MD, Zimbhoff DL, Ross R, Munzar P, et al. Efficacy and
25 safety of loxapine for inhalation in the treatment of agitation in patients with
26 schizophrenia: a randomized, double-blind, placebo-controlled trial. *The Journal of*
27 *clinical psychiatry*. 2011;72:1313-21.
28
29 Almvik R, Woods P. The Brøset Violence Checklist (BVC) and the prediction of
30 inpatient violence: some preliminary results. *Psychiatric Care*. 1998;5:208-11.
31
32 Almvik R, Woods P. Predicting inpatient violence using the Broset Violence
33 Checklist (BVC). *The international journal of psychiatric nursing research*.
34 1999;4:498-505.
35
36 Almvik R, Woods P. Short-term risk prediction: the Broset Violence Checklist.
37 *Journal of Psychiatric and Mental Health Nursing*. 2003;10:236-38.
38
39 Almvik R, Woods P, Rasmussen K. The Brøset Violence Checklist sensitivity,
40 specificity, and interrater reliability. *Journal of Interpersonal Violence*. 2000;15:1284-
41 96.
42
43 Amore M, Menchetti M, Tonti C, Scarlatti F, Lundgren E, Esposito W, et al.
44 Predictors of violent behavior among acute psychiatric patients: clinical study.
45 *Psychiatry & Clinical Neurosciences*. 2008;62:247-55.

- 1
2 Anderson L, FitzGerald M, Luck L. An integrative literature review of interventions
3 to reduce violence against emergency department nurses. *Journal of Clinical*
4 *Nursing*. 2010;19:2520-30.
5
6 Andrezina R, Josiassen RC, Marcus RN, Oren DA, Manos G, Stock E, et al.
7 Intramuscular aripiprazole for the treatment of acute agitation in patients with
8 schizophrenia or schizoaffective disorder: a double-blind, placebo-controlled
9 comparison with intramuscular haloperidol. *Psychopharmacology*. 2006;188:281-92.
10
11 Ashcraft L, Anthony W. Eliminating seclusion and restraint in recovery-oriented
12 crisis services. *Psychiatric Services*. 2008;59:1198-202.
13
14 Azeem MW, Aujla A, Rammerth M, Binsfeld G, Jones RB. Effectiveness of six core
15 strategies based on trauma informed care in reducing seclusions and restraints at a
16 child and adolescent psychiatric hospital. *Journal of Child and Adolescent*
17 *Psychiatric Nursing*. 2011;24:11-15.
18
19 Bailey S. Violent children: a framework for assessment. *Advances in Psychiatric*
20 *Treatment*. 2002;8:97-106.
21
22 Baldacara L, Sanches M, Cordeiro DC, Jackowski AP. Rapid tranquilization for
23 agitated patients in emergency psychiatric rooms: a randomized trial of olanzapine,
24 ziprasidone, haloperidol plus promethazine, haloperidol plus midazolam and
25 haloperidol alone. *Revista Brasileira de Psiquiatria*. 2011;33:30-9.
26
27 Barrett B, Waheed W, Farrelly S, Birchwood M, Dunn G, Flach C, et al. Randomised
28 controlled trial of joint crisis plans to reduce compulsory treatment for people with
29 psychosis: Economic outcomes. *PLoS ONE*. 2013;8:e74210.
30
31 Barry-Walsh J, Daffern M, Duncan S, Ogloff J. The prediction of imminent
32 aggression in patients with mental illness and/or intellectual disability using the
33 Dynamic Appraisal of Situational Aggression instrument. *Australasian Psychiatry*.
34 2009;17:493-96.
35
36 Barzman D, Mossman D, Sonnier L, Sorter M. Brief Rating of Aggression by
37 Children and Adolescents (BRACHA): a reliability study. *J Am Acad Psychiatry*
38 *Law*. 2012;40:374-82.
39
40 Barzman DH, Brackenbury L, Sonnier L, Schnell B, Cassidy A, Salisbury S, et al.
41 Brief Rating of Aggression by Children and Adolescents (BRACHA): Development
42 of a tool for assessing risk of inpatients' aggressive behavior. *Journal of the American*
43 *Academy of Psychiatry and the Law Online*. 2011;39:170-79.
44
45 Battaglia J, David S, Alaka K, K M, Wright P. Calming versus sedative effects of IM
46 olanzapine in agitated patients. *Schizophrenia Research*. 2002;53:183.

- 1
2 Battaglia J, Moss S, Rush J, Kang J, Mendoza R, Leedom L, et al. Haloperidol,
3 lorazepam, or both for psychotic agitation? A multicenter, prospective, double-blind,
4 emergency department study. *American Journal of Emergency Medicine*.
5 1997;15:335-40.
6
7 Becker H. *Outsiders: Studies in the Sociology of Deviance*. Press TF, ed. New
8 York 1963.
9
10 Belgamwar RB, Fenton M. Olanzapine IM or velotab for acutely disturbed/agitated
11 people with suspected serious mental illnesses. *Cochrane Database of Systematic*
12 *Reviews*. 2005:CD003729.
13
14 Bergk J, Einsiedler B, Flammer E, Steinert T. A randomized controlled comparison of
15 seclusion and mechanical restraint in inpatient settings. *Psychiatric Services*.
16 2011;62:1310-17.
17
18 Berlin JA. Does blinding of readers affect the results of meta-analyses? *The Lancet*.
19 1997;350:185-86.
20
21 Bieniek S, RL O, A P, RA D. A double-blind study of lorazepam versus the
22 combination of haloperidol and lorazepam in managing agitation. *Pharmacotherapy*.
23 1998;18:57-62.
24
25 Bjorkdahl A, Hansebo G, Palmstierna T. The influence of staff training on the
26 violence prevention and management climate in psychiatric inpatient units. *Journal*
27 *of Psychiatric & Mental Health Nursing*. 2013;20:396-404.
28
29 Blumenthal S, Lavender A. *Violence and mental disorder: a critical aid to the*
30 *assessment and management of risk*: Zito Trust; 2000.
31
32 Bo S, Abu-Akel A, Kongerslev M, Haahr UH, Simonsen E. Risk factors for violence
33 among patients with schizophrenia. *Clinical Psychology Review*. 2011;31:711-26.
34
35 Bourn J, Maxfield A, Terry A, Taylor K. *A safer place to work: protecting NHS*
36 *hospital and ambulance staff from violence and aggression*. London: The Stationary
37 Office. 2003.
38
39 Bowers L. Safewards: a new model of conflict and containment on psychiatric wards.
40 *Journal of Psychiatric and Mental Health Nursing*. 2014.
41
42 Bowers L, Alexander J, Bilgin H, Botha M, Dack C, James K, et al. Safewards: the
43 empirical basis of the model and a critical appraisal. *Journal of Psychiatric and*
44 *Mental Health Nursing*. 2014;21:354-64.
45

- 1 Bowers L, Allan T, Simpson A, Jones J, Van Der Merwe M, Jeffery D. Identifying key
2 factors associated with aggression on acute inpatient psychiatric wards. *Issues in*
3 *Mental Health Nursing*. 2009;30:260-71.
4
- 5 Bowers L, Brennan G, Ransom S, Winship G, Theodoridou C. The nursing observed
6 illness intensity scale (NOIIS). *Journal of Psychiatric and Mental Health Nursing*.
7 2011a;18:28-34.
8
- 9 Bowers L, James K, Quirk A, Simpson A, SUGAR, Stewart D, et al. Safewards: a
10 cluster randomised controlled trial of a complex intervention to reduce conflict and
11 containment rates on acute psychiatric wards. In press.
12
- 13 Bowers L, Stewart D, Papadopoulos C, Dack C, Ross J, Khanom D. Inpatient
14 Violence and Aggression: A literature review. Kings College, London: Institute of
15 Psychiatry; 2011b.
16
- 17 Bowers L, Stewart D, Papadopoulos C, Dack C, Ross J, Khanom H, et al. Inpatient
18 violence and aggression: a literature review. 2011c.
19
- 20 Breier A, Meehan K, Birkett M, David S, Ferchland I, Sutton V, et al. A double-blind,
21 placebo-controlled dose-response comparison of intramuscular olanzapine and
22 haloperidol in the treatment of acute agitation in schizophrenia. *Archives of General*
23 *Psychiatry*. 2002;59:441-48.
24
- 25 Bristol-Myers S. Randomized, Double-Blind Comparison of the Efficacy and Safety
26 of Aripiprazole Intramuscular Formula, Lorazepam, or Placebo in the Treatment of
27 Acutely Agitated Patients Diagnosed with Bipolar I Disorder, Manic or Mixed.
28 Clinical Study Report CN138013. 2004.[cited:Available from:
29 <http://ctr.bms.com/pdf//CN138013.pdf>.
30
- 31 Bristol-Myers S. Randomized, double-blind, dose-ranging study of intramuscular
32 aripiprazole in the treatment of acute agitation in patients with a diagnosis of
33 schizophrenia, schizoaffective or schizophreniform disorder. 2005.
34
- 35 British National Formulary. *British National Formulary: British Medical Association*
36 *and the Royal Pharmaceutical Society*; 2014.
37
- 38 Brook S, M K, K G. Intramuscular (IM) ziprasidone vs. IM haloperidol in patients
39 with acute, nonorganic psychosis. . 1998.
40
- 41 Brown R, Bute S, Ford P. *Social workers at risk: the prevention and management of*
42 *violence: Macmillan Publishers Limited*; 1986.
43
- 44 Burnham A. A&E pressures are biggest challenge facing NHS, says Hunt.
45 2012.[cited:Available from:

- 1 [http://www.theguardian.com/society/2013/apr/25/accident-emergency-](http://www.theguardian.com/society/2013/apr/25/accident-emergency-pressures-challenge-jeremy-hunt)
2 [pressures-challenge-jeremy-hunt](http://www.theguardian.com/society/2013/apr/25/accident-emergency-pressures-challenge-jeremy-hunt)
3
- 4 Butler I, Drakeford M. Social policy, social welfare and scandal: How British public
5 policy is made: Palgrave; 2003.
6
- 7 Campbell LA, Kisely SR. Advance treatment directives for people with severe
8 mental illness. Cochrane Database of Systematic Reviews. 2009:CD005963.
9
- 10 Chan EW, Taylor DM, Knott JC, Phillips GA, Castle DJ, Kong DC. Intravenous
11 droperidol or olanzapine as an adjunct to midazolam for the acutely agitated patient:
12 a multicenter, randomized, double-blind, placebo-controlled clinical trial. Annals of
13 Emergency Medicine. 2013.[cited;61:Available from:
14 [http://onlinelibrary.wiley.com/o/cochrane/clcentral/articles/064/CN-](http://onlinelibrary.wiley.com/o/cochrane/clcentral/articles/064/CN-00862064/frame.html)
15 [00862064/frame.html](http://onlinelibrary.wiley.com/o/cochrane/clcentral/articles/064/CN-00862064/frame.html).
16
- 17 Chang JC, Lee CS. Risk factors for aggressive behavior among psychiatric inpatients.
18 Psychiatric Services. 2004;55:1305-07.
19
- 20 Chapman R, Perry L, Styles I, Combs S. Predicting patient aggression against nurses
21 in all hospital areas. British journal of nursing (Mark Allen Publishing). 2009;18:476,
22 78-83.
23
- 24 Cheung P, Schweitzer I, Tuckwell V, Crowley K. A prospective study of aggression
25 among psychiatric patients in rehabilitation wards. Australasian Psychiatry.
26 1996;30:257-62.
27
- 28 Choe J, Teplin L, Abram K. Perpetration of violence, violent victimization, and
29 severe mental illness: balancing public health concerns. Psychiatric Services.
30 2008;59:153-64.
31
- 32 Chouinard G, Annable L, Turnier L, Holobow N. A double-blind randomized
33 clinical trial of rapid tranquilization with IM clonazepam and IM haloperidol in
34 agitated psychotic patients with manic symptoms. The Canadian Journal of
35 Psychiatry/La Revue canadienne de psychiatrie. 1993.
36
- 37 Chu CM, Daffern M, Ogloff JRP. Predicting aggression in acute inpatient psychiatric
38 setting using BVC, DASA, and HCR-20 Clinical scale. Journal of Forensic Psychiatry
39 and Psychology. 2013;24:269-85.
40
- 41 Chu CM, Hoo E, Daffern M, Tan J. Assessing the risk of imminent aggression in
42 institutionalized youth offenders using the dynamic appraisal of situational
43 aggression. Journal of Forensic Psychiatry & Psychology. 2012;23:168-83.
44
- 45 Claix A, Pham T, Willocq L. Evaluation of the HCR-20 (Historical Clinical-Risk
46 management) in a Belgian forensic population. Annual Conference of the

- 1 International Association of Forensic Mental Health Services; September 2002 2002;
2 Munich, Germany.
3
- 4 Coady E. A strategy for nurse defibrillation in general wards. *Resuscitation*.
5 1999;42:183-86.
6
- 7 Coccaro EF, Harvey PD, Kupsaw-Lawrence E, Herbert JL, Bernstein D. Development
8 of neuropharmacologically based behavioral assessments of impulsive aggressive
9 behavior. *The Journal of Neuropsychiatry and Clinical Neurosciences*. 1991.
10
- 11 Cochrane Collaboration. Review Manager (RevMan) [Computer program]. Version
12 5.3. . Copenhagen: The Nordic Cochrane Centre: The Cochrane Collaboration.; 2014.
13
- 14 Colman J, Body G, Matthews E, Powell R. Protecting NHS Trust staff from violence
15 and aggression. Cardiff: Wales Audit Office; 2005.
16
- 17 Confederation of Health Service Employees. *The Management of Violent or*
18 *potentially Violent Patients*. Bansted: COHSE; 1977.
19
- 20 Cornaggia CM, Beghi M, Pavone F, Barale F. Aggression in psychiatry wards: A
21 systematic review. *Psychiatry Research*. 2011;189:10-20.
22
- 23 Dack C, Ross J, Papadopoulos C, Stewart D, Bowers L. A review and meta-analysis
24 of the patient factors associated with psychiatric in-patient aggression. *Acta*
25 *Psychiatrica Scandinavica*. 2013;127:255-68.
26
- 27 Daffern M, Mayer M, Martin T. Staff gender ratio and aggression in a forensic
28 psychiatric hospital. *International Journal of Mental Health Nursing*. 2006;15:93-99.
29
- 30 De Benedictis L, Dumais A, Sieu N, Mailhot M-P, Létourneau G, Tran M-AM, et al.
31 Staff perceptions and organizational factors as predictors of seclusion and restraint
32 on psychiatric wards. *Psychiatric Services*. 2011;62:484-91.
33
- 34 De Hert M, Dirix N, Demunter H, Correll CU. Prevalence and correlates of seclusion
35 and restraint use in children and adolescents: a systematic review. *European Child &*
36 *Adolescent Psychiatry*. 2011;20:221-30.
37
- 38 Dean AJ, Duke SG, Scott J, Bor W, George M, McDermott BM. Physical aggression
39 during admission to a child and adolescent inpatient unit: Predictors and impact on
40 clinical outcomes. *Australian and New Zealand Journal of Psychiatry*. 2008;42:536-
41 43.
42
- 43 Dean AJ, Gibbon P, McDermott BM, Davidson T, Scott J. Exposure to aggression and
44 the impact on staff in a child and adolescent inpatient unit. *Archives of Psychiatric*
45 *Nursing*. 2010;24:15-26.
46

- 1 Department of Health. National Service Framework for Mental Health: Modern
2 Standards and Service Models. London: Department of Health; 1999.
3
- 4 Department of Health. Mainstreaming gender and women's mental health:
5 implementation guidance. London: Department of Health; 2003.
6
- 7 Department of Health. Best Practice in Managing Risk. London: Department of
8 Health; 2007.
9
- 10 Department of Health. The Mandate: A mandate from the Government to NHS
11 England: April 2014 to March 2015: gov.uk; 2013.
12
- 13 Department of Health. Positive and Proactive Care: reducing the need for restrictive
14 interventions. London: Department of Health; 2014a.
15
- 16 Department of Health. A positive and proactive workforce: A guide to workforce
17 development for commissioners and employers seeking to minimise the use of
18 restrictive practices in social care and health London: Department of Health; 2014b.
19
- 20 Department of Health and Social Security. The Management of Violent, or
21 potentially Violent, Hospital Patients. Health Circular. London 1976.
22
- 23 Di Martino V. Relationship between work stress and workplace violence in the
24 healthcare sector. 2003.
25
- 26 Dickens G, Picchioni M, Long C. Aggression in specialist secure and forensic
27 inpatient mental health care: incidence across care pathways. *Journal of Forensic
28 Practice*. 2013;15:206-17.
29
- 30 Dickens G, Rogers G, Rooney C, McGuinness A, Doyle D. An audit on the use of
31 breakaway techniques in a large psychiatric hospital: a replication study. *Journal of
32 Psychiatric and Mental Health Nursing*. 2006;16:777-83.
33
- 34 Dorevitch A, Katz N, Zemishlany Z, Aizenberg D, Weizman A. Intramuscular
35 flunitrazepam versus intramuscular haloperidol in the emergency treatment of
36 aggressive psychotic behavior. *American Journal of Psychiatry*. 1999;156:142-44.
37
- 38 Douglas KS, Guy LS, Hart SD. Psychosis as a risk factor for violence to others: a
39 meta-analysis. *Psychological Bulletin*. 2009;135:679.
40
- 41 Douglas KS, Hart SD, Webster CD, Belfrage H. HCR-20v3: Assessing Risk for
42 Violence: User Guide: Mental Health, Law, and Policy Institute, Simon Fraser
43 University; 2013.
44
- 45 Douglas KS, Skeem JL. Violence risk assessment: getting specific about being
46 dynamic. *Psychology, Public Policy, and Law*. 2005;11:347.

- 1
2 Drug Tariff. The September 2014 Electronic Drug Tariff: Department of Health, NHS
3 Business Services Authority; 2014.
4
5 Eccles M, Freemantle N, Mason J. North of England evidence based guidelines
6 development project: methods of developing guidelines for efficient drug use in
7 primary care. *BMJ: British Medical Journal*. 1998;316:1232.
8
9 Ehamann TS, Smith GN, Yamamoto A, McCarthy N, Ross D, Au TM, et al. Violence
10 in treatment resistant psychotic inpatients. *The Journal of nervous and mental*
11 *disease*. 2001;189:716-21.
12
13 Elbogen EB, Johnson SC. The intricate link between violence and mental disorder:
14 results from the National Epidemiologic Survey on Alcohol and Related Conditions.
15 *Archives of General Psychiatry*. 2009;66:152-61.
16
17 Eli L. Comparison of intramuscular olanzapine and intramuscular haloperidol in
18 patients with schizophrenia. . Eli Lilly and Company Clinical Trial Registry 2004.
19 2004.
20
21 Eli L. A study using rapid acting intramuscular olanzapine in agitated patients with
22 schizophrenia. *Clinical Trials*gov. 2007.[cited:Available from:
23 <http://clinicaltrials.gov/show/NCT00316238>.
24
25 Eli L. A study comparing rapid acting intramuscular olanzapine and placebo in
26 agitated patients with schizophrenia. *Clinical Trials*. 2009.[cited:Available from:
27 <http://clinicaltrials.gov/ct2/show/NCT00640510?term=NCT00640510&rank=1>.
28
29 eMIT. Electronic Market Information Tool (eMit): Commercial Medicines Unit; 2013.
30
31 Fazel S, Gulati G, Linsell L, Geddes JR, Grann M. Schizophrenia and violence:
32 Systematic review and meta-analysis. *PLoS Medicine*. 2009;6.
33
34 Fazel S, Lichtenstein P, Grann M, Goodwin GM, Långström N. Bipolar disorder and
35 violent crime: new evidence from population-based longitudinal studies and
36 systematic review. *Archives of General Psychiatry*. 2010;67:931-38.
37
38 Fazel S, P. Singh J, Doll H, Grann M. Use of risk assessment instruments to predict
39 violence and antisocial behaviour in 73 samples involving 24 827 people: systematic
40 review and meta-analysis. *BMJ: British Medical Journal (Overseas & Retired Doctors*
41 *Edition)*. 2012;345:17-17.
42
43 Feeney L, Kavanagh A, Kelly BD, Mooney M. Moving to a purpose built acute
44 psychiatric unit on a general hospital site--does the new environment produce
45 change for the better? *Irish Medical Journal*. 2007;100:391-93.
46

- 1 Fitzgerald C. A double-blind comparison of haloperidol with perphenazine in acute
2 psychiatric episodes. *Current therapeutic research, clinical and experimental*.
3 1969;11:515.
4
- 5 Flood C, Bowers L, Parkin D. Estimating the costs of conflict and containment on
6 adult acute inpatient psychiatric wards. *Nursing economic\$*. 2008;26:325-30, 24.
7
- 8 Foster C, Bowers L, Nijman H. Aggressive behaviour on acute psychiatric wards:
9 prevalence, severity and management. *Journal of Advanced Nursing*. 2007;58:140-49.
10
- 11 Foster S, Kessel J, Berman ME, GM S. Efficacy of lorazepam and haloperidol for
12 rapid tranquilisation in a psychiatric emergency room setting. *International Clinical*
13 *Psychopharmacology*. 1997;12:175-9.
14
- 15 Freeman DJ, DiPaula BA, Love RC. Intramuscular haloperidol versus intramuscular
16 olanzapine for treatment of acute agitation: A cost-minimization study.
17 *Pharmacotherapy*. 2009;29:930-36.
18
- 19 Fruensgaard K, Korsgaard S, Jørgensen H, Jensen K. Loxapine versus haloperidol
20 parenterally in acute psychosis with agitation. *Acta Psychiatrica Scandinavica*.
21 1977;56:256-64.
22
- 23 Furukawa TA, Barbui C, Cipriani A, Brambilla P, Watanabe N. Imputing missing
24 standard deviations in meta-analyses can provide accurate results. *Journal of*
25 *Clinical Epidemiology*. 2006;59:7-10.
26
- 27 Garza-Trevino ES, Hollister LE, Overall JE, WF A. Efficacy of combinations of
28 intramuscular antipsychotics and sedative-hypnotics for control of psychotic
29 agitation. *American Journal of Psychiatry*. 1989;146.
30
- 31 Gates DM, Ross CS, McQueen L. Violence against emergency department workers.
32 *The Journal of emergency medicine*. 2006;31:331-37.
33
- 34 Georgieva I, Mulder C, Wierdsma A. Patients' preference and experiences of forced
35 medication and seclusion. *Psychiatric Quarterly*. 2012;83:1-13.
36
- 37 Gerdtz MF, Daniel C, Dearie V, Prematunga R, Bamert M, Duxbury J. The outcome
38 of a rapid training program on nurses' attitudes regarding the prevention of
39 aggression in emergency departments: A multi-site evaluation. *International Journal*
40 *of Nursing Studies*. 2013;50:1434-45.
41
- 42 Gillies D, Sampson S, Beck A, Rathbone J. Benzodiazepines for psychosis-induced
43 aggression or agitation. *Cochrane Database of Systematic Reviews*. 2013.
44

- 1 Griffith JJ, Daffern M, Godber T. Examination of the predictive validity of the
2 Dynamic Appraisal of Situational Aggression in two mental health units.
3 International Journal of Mental Health Nursing. 2013;22:485-92.
4
- 5 Guo C. Study of quetiapine combined with magnesium valporate release tablets in
6 treatment of schizophrenia with symptoms of elation and agitation. Linchuang
7 Jingshen Yixue Zazhi. 2007;17:183-4.
8
- 9 Guyatt G, Oxman AD, Akl EA, Kunz R, Vist G, Brozek J, et al. GRADE guidelines: 1.
10 Introduction—GRADE evidence profiles and summary of findings tables. Journal of
11 Clinical Epidemiology. 2011;64:383-94.
12
- 13 Gwinnutt CL, Columb M, Harris R. Outcome after cardiac arrest in adults in UK
14 hospitals: effect of the 1997 guidelines. Resuscitation. 2000;47:125-35.
15
- 16 Häfner H, Böker W. Mentally disordered violent offenders. Social Psychiatry.
17 1973;8:220-29.
18
- 19 Han Z, Wang L, Wang J. Efficacy of risperidone, clonazepam in the treatment of
20 excitement state of schizophrenia. Ningxia Medical Journal. 2005;27:631-2.
21
- 22 Happell B, Harrow A. Nurses' attitudes to the use of seclusion: A review of the
23 literature. International Journal of Mental Health Nursing. 2010;19:162-68.
24
- 25 Hare RD. Manual for the Hare Psychopathy Checklist - Revised, 2nd edition. Inc M-
26 HS, ed. NY, US2003.
27
- 28 Harris B, Leather P. Levels and consequences of exposure to service user violence:
29 Evidence from a sample of UK social care staff. British Journal of Social Work.
30 2011:bcr128.
31
- 32 Health and Safety Executive. Social care workers exposed to violence and
33 aggression. Bootle: Health and Safety Executive; 2012.
34
- 35 Heilbrun K, Yasuhara K, Shah S. Violence risk assessment tools – overview and
36 critical analysis. In: Otto RK, Douglas KS, eds. Handbook of violence assessment.
37 New York, US: Routledge/Taylor & Francis Group; 2010. p. 1-18.
38
- 39 Higashima M, Takeda T, Nagasawa T, Hirao N, Oka T, Nakamura M, et al.
40 Combined therapy with low-potency neuroleptic levomepromazine as an adjunct to
41 haloperidol for agitated patients with acute exacerbation of schizophrenia. European
42 psychiatry : the journal of the Association of European Psychiatrists. 2004;19:380-1.
43
- 44 Higgins N, Watts D, Bindman J, Slade M, Thornicroft G. Assessing violence risk in
45 general adult psychiatry. Psychiatric Bulletin. 2005;29:131-33.
46

- 1 HM Government. Mental Health Crisis Care Concordant: Improving outcomes for
2 people experiencing mental health crisis: gov.uk; 2014.
3
- 4 Hodgins S. Mental disorder, intellectual deficiency, and crime: evidence from a birth
5 cohort. *Archives of General Psychiatry*. 1992;49:476-83.
6
- 7 Hodgins S, Riaz M. Violence and phases of illness: Differential risk and predictors.
8 *European Psychiatry*. 2011;26:518-24.
9
- 10 Holmes d, Rudge T, Person A. Rethinking violence in health care settings. Ashgate,
11 Farnham2012.
12
- 13 Hsu W-Y, Huang S-S, Lee B-S, Chiu N-Y. Comparison of intramuscular olanzapine,
14 orally disintegrating olanzapine tablets, oral risperidone solution, and intramuscular
15 haloperidol in the management of acute agitation in an acute care psychiatric ward
16 in Taiwan. *Journal of Clinical Psychopharmacology*. 2010;30:230-34.
17
- 18 Huf G, Alexander J, Allen Michael H, Raveendran Nirmal S. Haloperidol plus
19 promethazine for psychosis-induced aggression. *Cochrane Database of Systematic
20 Reviews*. 2009.
21
- 22 Huf G, Coutinho E, Adam C. Physical restraints versus seclusion room for
23 management of people with acute aggression or agitation due to psychotic illness
24 (TREC-SAVE): A randomized trial. *Psychological Medicine*. 2012;42:2265-73.
25
- 26 Huf G, Coutinho ES, Adams CE. Rapid tranquillisation in psychiatric emergency
27 settings in Brazil: pragmatic randomised controlled trial of intramuscular
28 haloperidol versus intramuscular haloperidol plus promethazine. *BMJ (Clinical
29 research ed)*. 2007;335:869.
30
- 31 Hunt J. Jeremy Hunt: A&E departments very much under pressure.
32 2013.[cited:Available from: <http://www.bbc.co.uk/news/health-22292549>
33
- 34 Hwang TJ, Chen YH, Huang LC, Huang GH, Hwu HG. Intramuscular olanzapine
35 versus intramuscular haloperidol plus lorazepam in the treatment of acute agitation
36 in schizophrenia. *European Neuropsychopharmacology*. 2012;22:S333-S34.
37
- 38 Iennaco J, Dixon J, Whittemore R, Bowers L. Measurement and monitoring of health
39 care worker aggression exposure. *OJIN: The Online Journal of Issues in Nursing*.
40 2013;18.
41
- 42 Ilkiw-Lavalle O, Grenyer BF. Differences between patient and staff perceptions of
43 aggression in mental health units. *Psychiatric Services*. 2003;54:389-93.
44
- 45 International Labor Office. Workplace violence in the health care sector.
46 2002.[cited:Available from: <http://www.iol.org>.

- 1
2 Ireland JL. Bullying among mentally-ill patients detained in a high-secure hospital:
3 an exploratory study of the perceptions of staff and patients into how bullying is
4 defined. *Aggressive Behavior*. 2006;32:451-63.
5
6 Jadad AR, Moore RA, Carroll D, Jenkinson C, Reynolds DJM, Gavaghan DJ, et al.
7 Assessing the quality of reports of randomized clinical trials: is blinding necessary?
8 *Controlled clinical trials*. 1996;17:1-12.
9
10 James A, Madeley R, Dove A. Violence and aggression in the emergency
11 department. *Emergency Medicine Journal*. 2006;23:431-34.
12
13 Johnson ME. Violence and restraint reduction efforts on inpatient psychiatric units.
14 *Issues in Mental Health Nursing*. 2010;31:181-97.
15
16 Johnston J, Foxx RM, Jacobson JW, Green G, Mulick JA. Positive behavior support
17 and applied behavior analysis. *The Behavior Analyst*. 2006;29:51.
18
19 Katagiri H, Fujikoshi S, Suzuki T, Fujita K, Sugiyama N, Takahashi M, et al. A
20 randomized, double-blind, placebo-controlled study of rapid-acting intramuscular
21 olanzapine in Japanese patients for schizophrenia with acute agitation. *BMC*
22 *Psychiatry*. 2013;13.
23
24 Kay SR, Wolkenfeld F, Murrill LM. Profiles of aggression among psychiatric
25 patients: II. Covariates and predictors. *The Journal of nervous and mental disease*.
26 1988;176:547-57.
27
28 Kelsall M, Dolan M, Bailey S. Violent incidents in an adolescent forensic unit.
29 *Medicine, Science and the Law*. 1995;35:150-58.
30
31 Kelwala S, Ban TA, Berney SA, Wilson WH. Rapid tranquilization: a comparative
32 study of thiothixene and haloperidol. *Progress in Neuro-Psychopharmacology and*
33 *Biological Psychiatry*. 1984;8:77-83.
34
35 Ketelsen R, Zechert C, Driessen M, Schulz M. Characteristics of aggression in a
36 German psychiatric hospital and predictors of patients at risk. *Journal of Psychiatric*
37 *and Mental Health Nursing*. 2007;14:92-99.
38
39 Kho K, Sensky T, Mortimer A, Corcos C. Prospective study into factors associated
40 with aggressive incidents in psychiatric acute admission wards. *The British journal*
41 *of psychiatry*. 1998;172:38-43.
42
43 Kwentus J, Riesenbergr RA, Marandi M, Manning RA, Allen MH, Fishman RS, et al.
44 Rapid acute treatment of agitation in patients with bipolar I disorder: A multicenter,
45 randomized, placebo-controlled clinical trial with inhaled loxapine. *Bipolar*
46 *Disorders*. 2012;14:31-40.

- 1
2 Laker C, Gray R, Flach C. Case study evaluating the impact of de-escalation and
3 physical intervention training. *Journal of Psychiatric & Mental Health Nursing*.
4 2010;17:222-28.
5
6 LeBel J, Goldstein R. Special section on seclusion and restraint: the economic cost of
7 using restraint and the value added by restraint reduction or elimination. *Psychiatric*
8 *Services*. 2005;56:1109-14.
9
10 Lee S, Gray R, Gournay K. Comparing the outcomes of the application of C&R
11 (general service) and SCIP in the management of disturbed behaviour in mental
12 health care. *Journal of Mental Health*. 2012;21:307-17.
13
14 Lerner Y, Lwow E, Levitin A, Belmaker RH. Acute high-dose parenteral haloperidol
15 treatment of psychosis. *The American journal of psychiatry*. 1979.
16
17 Lesem MD, Tran-Johnson TK, Riesenbergr RA, Feifel D, Allen MH, Fishman R, et al.
18 Rapid acute treatment of agitation in individuals with schizophrenia: multicentre,
19 randomised, placebo-controlled study of inhaled loxapine. *Br J Psychiatry*.
20 2011;198:51-8.
21
22 Li L, JP Z, XF X. A comparative study of intramuscular ziprasidone and haloperidol
23 in treating acute agitation in schizophrenia. *Chinese Journal of Psychiatry*.
24 2006;39:216-9.
25
26 Lim B-C. A systematic literature review: managing the aftermath effects of patient's
27 aggression and violence towards nurses. *Singapore Nursing Journal*. 2010;37:18.
28
29 Livingston JD, Verdun-Jones S, Brink J, Lussier P, Nicholls T. A narrative review of
30 the effectiveness of aggression management training programs for psychiatric
31 hospital staff. *Journal of Forensic Nursing*. 2010;6:15-28.
32
33 Man PL, Chen C. Rapid tranquilization of acutely psychotic patients with
34 intramuscular haloperidol and chlorpromazine. *Psychosomatics*. 1973;14:59-63.
35
36 Mann T, Executive N. Clinical guidelines: using clinical guidelines to improve
37 patient care within the NHS: NHS Executive; 1996.
38
39 Manna M. Effectiveness of formal observation in inpatient psychiatry in preventing
40 adverse outcomes: The state of the science. *Journal of Psychiatric and Mental Health*
41 *Nursing*. 2010;17:268-73.
42
43 McNiel DE, Binder RL. Clinical assessment of the risk of violence among psychiatric
44 inpatients. *The American journal of psychiatry*. 1991.
45

- 1 McNiel DE, Binder RL. Screening for risk of inpatient violence. *Law and human*
2 *behavior*. 1994;18:579-86.
- 3
- 4 McNiel DE, Binder RL. Correlates of accuracy in the assessment of psychiatric
5 inpatients' risk of violence. *The American journal of psychiatry*. 1995.
- 6
- 7 McNiel DE, Lam JN, Binder RL. Relevance of interrater agreement to violence risk
8 assessment. *Journal of Consulting and Clinical Psychology*. 2000;68:1111.
- 9
- 10 Meehan K, Zhang F, S D, Tohen M, Janicak PG, Small J, et al. A double-blind,
11 randomized comparison of the efficacy and safety of intramuscular injections of
12 olanzapine, lorazepam, or placebo in treating acutely agitated patients diagnosed
13 with bipolar mania. *Journal of Clinical Psychopharmacology*. 2001;21:389-97.
- 14
- 15 Mental Capacity Act, (2005).
- 16
- 17 Middleton W, Clyne A, Harris P. Risk Assessment and Decision Making. In: Messer
18 D, Jones F, eds. *Psychology and Social Care*. London: Jessica Kingsley Publishers;
19 1999. p. 84-98.
- 20
- 21 Monahan J, Steadman HJ, Appelbaum PS, Grisso T, Mulvey EP, Roth LH, et al. The
22 classification of violence risk. *Behavioral sciences & the law*. 2006;24:721-30.
- 23
- 24 Monahan J, Steadman HJ, Robbins PC, Silver E, Appelbaum PS, Grisso T, et al.
25 Developing a clinically useful actuarial tool for assessing violence risk. *The British*
26 *journal of psychiatry*. 2000;176:312-19.
- 27
- 28 Morgan J. 'Giving up the culture of blame.' Risk assessment and risk management in
29 psychiatric practice. . London: Royal College of Psychiatrists; 2007.
- 30
- 31 Nanda U, Eisen S, Zadeh R, Owen D. Effect of visual art on patient anxiety and
32 agitation in a mental health facility and implications for the business case. *Journal of*
33 *Psychiatric and Mental Health Nursing*. 2011;18:386-93.
- 34
- 35 National Health Service Security Management Service. Violence against frontline
36 NHS Staff. London, England: NHSSMS; 2010.
- 37
- 38 National Institute for Social Work. Violence against social care workers: Briefing
39 Paper London 1999.
- 40
- 41 Needham I, Abderhalden C, Halfens RJ, Fischer JE, Dassen T. Non-somatic effects of
42 patient aggression on nurses: a systematic review. *Journal of Advanced Nursing*.
43 2005;49:283-96.
- 44
- 45 Nelstrop L, Chandler-Oatts J, Bingley W, Bleetman T, Corr F, Cronin-Davis J, et al. A
46 systematic review of the safety and effectiveness of restraint and seclusion as

- 1 interventions for the short-term management of violence in adult psychiatric
2 inpatient settings and emergency departments. *Worldviews on Evidence-Based*
3 *Nursing*. 2006;3:8-18.
4
- 5 NHS Protect. Reported physical assaults on NHS staff figures (2008-2009). London,
6 UK: NHS; 2009.[cited:Available from:
7 [http://www.nhsbsa.nhs.uk/Documents/SecurityManagement/violence_against_n](http://www.nhsbsa.nhs.uk/Documents/SecurityManagement/violence_against_nhs_staff_figures_(per_1000)_(08-09).pdf)
8 [hs_staff_figures_\(per_1000\)_\(08-09\).pdf](http://www.nhsbsa.nhs.uk/Documents/SecurityManagement/violence_against_nhs_staff_figures_(per_1000)_(08-09).pdf).
9
- 10 NHS Protect. Reported physical assaults on NHS staff figures (2009-2010). London,
11 UK: NHS; 2010.[cited:Available from:
12 [http://www.nhsbsa.nhs.uk/Documents/SecurityManagement/violence_against_n](http://www.nhsbsa.nhs.uk/Documents/SecurityManagement/violence_against_nhs_staff_figures_(per_1000)_(09-10).pdf)
13 [hs_staff_figures_\(per_1000\)_\(09-10\).pdf](http://www.nhsbsa.nhs.uk/Documents/SecurityManagement/violence_against_nhs_staff_figures_(per_1000)_(09-10).pdf).
14
- 15 NHS Protect. Reported physical assaults on NHS staff figures (2010-2011). London,
16 UK: NHS; 2011.[cited:Available from:
17 [http://www.nhsbsa.nhs.uk/Documents/SecurityManagement/2010-](http://www.nhsbsa.nhs.uk/Documents/SecurityManagement/2010-11_NHS_Violence_Against_Staff_FINAL_01-11-2011.pdf)
18 [11_NHS_Violence_Against_Staff_FINAL_01-11-2011.pdf](http://www.nhsbsa.nhs.uk/Documents/SecurityManagement/2010-11_NHS_Violence_Against_Staff_FINAL_01-11-2011.pdf).
19
- 20 NHS Protect. Reported physical assaults on NHS staff figures (2011-2012). London,
21 UK: NHS; 2012.[cited:Available from:
22 [http://www.nhsbsa.nhs.uk/Documents/SecurityManagement/2011-](http://www.nhsbsa.nhs.uk/Documents/SecurityManagement/2011-12_NHS_Violence_Against_Staff.pdf)
23 [12_NHS_Violence_Against_Staff.pdf](http://www.nhsbsa.nhs.uk/Documents/SecurityManagement/2011-12_NHS_Violence_Against_Staff.pdf).
24
- 25 NHS Protect. Reported physical assaults on NHS staff figures (2012-2013). London,
26 UK: NHS; 2013.[cited:Available from: [http://www.nhscounterfraud.nhs.uk/2012-](http://www.nhscounterfraud.nhs.uk/2012-13%20Reported%20physical%20assaults%20on%20NHS%20staff%20NO%20PCT%20&%20SHA%20v2%20PCC.pdf)
27 [13%20Reported%20physical%20assaults%20on%20NHS%20staff%20NO%20PCT%20](http://www.nhscounterfraud.nhs.uk/2012-13%20Reported%20physical%20assaults%20on%20NHS%20staff%20NO%20PCT%20&%20SHA%20v2%20PCC.pdf)
28 [0&%20SHA%20v2%20PCC.pdf](http://www.nhscounterfraud.nhs.uk/2012-13%20Reported%20physical%20assaults%20on%20NHS%20staff%20NO%20PCT%20&%20SHA%20v2%20PCC.pdf).
29
- 30 NICE. *Violence: The Short-term Management of Disturbed/violent Behaviour in In-*
31 *patient Psychiatric Settings and Emergency Departments*: National Institute for
32 Clinical Excellence; 2005.
33
- 34 NICE. *The Guidelines Manual*. London: National Institute for Health and Clinical
35 Excellence: National Institute for Health and Clinical Excellence; 2012.
36
- 37 Nicholls TL, Brink J, Desmarais SL, Webster CD, Martin M-L. The Short-Term
38 Assessment of Risk and Treatability (START) A prospective validation study in a
39 forensic psychiatric sample. *Assessment*. 2006;13:313-27.
40
- 41 Nicholls TL, Brink J, Greaves C, Lussier P, Verdun-Jones S. Forensic psychiatric
42 inpatients and aggression: An exploration of incidence, prevalence, severity, and
43 interventions by gender. *International Journal of Law and Psychiatry*. 2009;32:23-30.
44

- 1 Nijman HL, Muris P, Merckelbach HL, Palmstierna T, Wistedt B, Vos A, et al. The
2 staff observation aggression scale-revised (SOAS-R). *Aggressive Behavior*.
3 1999;25:197-209.
4
- 5 Nissen T, Rørvik P, Haugslett L, Wynn R. Physical restraint and near death of a
6 psychiatric patient. *Journal of Forensic Sciences*. 2013;58:259-62.
7
- 8 Nobay F, Simon BC, Levitt MA, Dresden GM. A prospective, double-blind,
9 randomized trial of midazolam versus haloperidol versus lorazepam in the chemical
10 restraint of violent and severely agitated patients. *Academic Emergency Medicine*.
11 2004;11:744-49.
12
- 13 O'Beirne M, Gabe J. Reducing Violence against NHS Social Care Staff: Findings from
14 an Evaluation of the Safer Surrey Hospital Initiative. In press.
15
- 16 Ogloff J, Daffern M. Dynamic appraisal of situational aggression: Inpatient version.
17 *Forensicare MUA*, ed. Melbourne 2002.
18
- 19 Ogloff JR, Daffern M. The dynamic appraisal of situational aggression: An
20 instrument to assess risk for imminent aggression in psychiatric inpatients.
21 *Behavioral sciences & the law*. 2006;24:799-813.
22
- 23 Oulis P, Lykouras L, Dascalopoulou E, Psarros C. Aggression among psychiatric
24 inpatients in Greece. *Psychopathology*. 1996;29:174-80.
25
- 26 Pahl J. Coping with physical violence and verbal abuse In: Balloch S, McLean J,
27 Fisher M, eds. *Social Services working under pressure*. Bristol: The National Institute
28 of Social Work and the Policy Press; 1999.
29
- 30 Palmstierna T WB. Risk factors for aggressive behaviour are of limited value in
31 predicting the violent behaviour of acute involuntarily admitted patients. *Acta*
32 *Psychiatr Scand*. 1989;81:152-55.
33
- 34 Palmstierna T, Wistedt B. Risk factors for aggressive behaviour are of limited value
35 in predicting the violent behaviour of acute involuntarily admitted patients. *Acta*
36 *Psychiatrica Scandinavica*. 1990;81:152-55.
37
- 38 Papadopoulos C, Ross J, Stewart D, Dack C, James K, Bowers L. The antecedents of
39 violence and aggression within psychiatric in-patient settings. *Acta Psychiatrica*
40 *Scandinavica*. 2012;125:425-39.
41
- 42 Papageorgiou A, Janmohamed A, King M, Davidson O, Dawson J. Advance
43 directives for patients compulsorily admitted to hospital with serious mental
44 disorders: directive content and feedback from patients and professionals. *Journal of*
45 *Mental Health*. 2004;13:379-88.
46

- 1 Paprocki J, Versiani M. A double-blind comparison between loxapine and
2 haloperidol by parenteral route in acute schizophrenia. *Current Therapeutic*
3 *Research*. 1977;21:80-100.
4
- 5 Paton C, Barnes TR, Cavanagh M-R, Taylor D, Lelliott P. High-dose and combination
6 antipsychotic prescribing in acute adult wards in the UK: the challenges posed by
7 prn prescribing. *The British journal of psychiatry*. 2008;192:435-39.
8
- 9 Petch E. Risk management in UK mental health services an overvalued idea?
10 *Psychiatric Bulletin*. 2001;25:203-05.
11
- 12 Pettit B, Greenhead S, Khalifeh H, Drennan V, Hart TC, Hogg J, et al. At risk, yet
13 dismissed: The criminal victimisation of people with mental health problems.
14 London, UK: MIND; 203.
15
- 16 Powney MJ, Adams CE, Jones H. Haloperidol for psychosis-induced aggression or
17 agitation (rapid tranquillisation). *Cochrane Database of Systematic Reviews*.
18 2012;11:CD009377.
19
- 20 Putkonen A, Kuivalainen S, Louheranta O, Repo-Tiihonen E, Ryyananen OP,
21 Kautiainen H, et al. Cluster-randomized controlled trial of reducing seclusion and
22 restraint in secured care of men with schizophrenia. *Psychiatric Services*.
23 2013;64:850-55.
24
- 25 Qu H, Zhang Z, Xu B. Comparison of the effects of clonazepam and haloperidol in
26 the treatment of psychotic breakdown behaviour. *Health Psychology Journal*.
27 1999:134-5.
28
- 29 Quinsey V, Harris G, Rice M, Cormier C. *Violent offenders: appraising and*
30 *managing risk*, 2nd edition. Association AP, ed. Washington, DC, US2005.
31
- 32 Quirk A, Lelliott P, Seale C. Service users' strategies for managing risk in the volatile
33 environment of an acute psychiatric ward. *Social Science and Medicine*.
34 2004;59:2573-83.
35
- 36 Raveendran NS, Tharyan P, Alexander J, Adams CE. Rapid tranquillisation in
37 psychiatric emergency setting in India: pragmatic randomised controlled trial of
38 intramuscular olanzapine versus intramuscular haloperidol plus promethazine.
39 *British Medical Journal*. 2007;335:865-9.
40
- 41 Reagu S, Jones R, Kumari V, Taylor PJ. Angry affect and violence in the context of a
42 psychotic illness: A systematic review and meta-analysis of the literature.
43 *Schizophrenia Research*. 2013;146:46-52.
44
- 45 Reschke RW. Parental haloperidol for rapid control of severe, disruptive symptoms
46 of acute schizophrenia. *Diseases of the Nervous System*. 1974;35:112-5.

- 1
2 Resnick M, Burton BT. Droperidol vs. haloperidol in the initial management of
3 acutely agitated patients. *Journal of Clinical Psychiatry*. 1984.
4
5 Ritter RM, Davidson DE, Robinson TA. Comparison of injectable haloperidol and
6 chlorpromazine. *Am J Psychiatry*. 1972;129:78-81.
7
8 Roaldset JO, Hartvig P, Bjorkly S. V-RISK-10: Validation of a screen for risk of
9 violence after discharge from acute psychiatry. *European Psychiatry*. 2011;26:85-91.
10
11 Royal College of Nursing. *Violence: the short-term management of*
12 *disturbed/violent behaviour in in-patient psychiatric settings and emergency*
13 *departments*. London: Royal College of Nursing; 2005.
14
15 Royal College of Psychiatrists. *Healthcare Commission National Audit of Violence*
16 *2006-2007*. London: RCP; 2007.
17
18 Royal College of Psychiatrists. *Guidance for commissioners: service provision for*
19 *Section 136 of the Mental Health Act 1983. Position Statement*. . London: Royal
20 *College of Psychiatrists*; 2013.
21
22 Ruchlewska A, Wierdsma AI, Kamperman AM, van der Gaag M, Smulders R,
23 Roosenschoon B-J, et al. Effect of Crisis Plans on Admissions and Emergency Visits:
24 A Randomized Controlled Trial. *PLoS ONE*. 2014;9:e91882.
25
26 Sailas E, Fenton M. Seclusion and restraint for people with serious mental illness
27 (Review). *The Cochrane Library*. 2012.
28
29 Salzman C, Solomon D, Miyawaki E, Glassman R, Rood L, Flowers E, et al.
30 Parenteral lorazepam versus parenteral haloperidol for the control of psychotic
31 disruptive behavior. *Journal of Clinical Psychiatry*. 1991.
32
33 Schünemann H, Brozek J, Oxman A. *GRADE handbook for grading quality of*
34 *evidence and strength of recommendation*. The GRADE Working Group. 2009.
35
36 Schünemann HJ, Best D, Vist G, Oxman AD. Letters, numbers, symbols and words:
37 how to communicate grades of evidence and recommendations. *Canadian Medical*
38 *Association Journal*. 2003;169:677-80.
39
40 Shapland J, Willmore J, Duff P. *Victims in the criminal justice system: Gower*
41 *Aldershot*; 1985.
42
43 Shaw J, Hunt IM, Flynn S, Meehan J, Robinson J, Bickley H, et al. Rates of mental
44 disorder in people convicted of homicide National clinical survey. *The British*
45 *journal of psychiatry*. 2006;188:143-47.
46

- 1 Shu L, Zhang H, Wang G, Zhao J, Xie S, Xu X, et al. Intramuscular ziprasidone has
2 improved tolerability over haloperidol and comparable efficacy for control of
3 agitation in schizophrenia in Chinese patients. *Schizophrenia Research*. 2010;227:260.
4
- 5 Simeon J, Wadud A, Itil T. A comparison of phenothiazines in managing aggressive
6 episodes in schizophrenic patients. *Psychiatric Services*. 1975;26:574-74.
7
- 8 Skills for Care. National Survey of Care Workers Final Report Contract No.: JN
9 142079. London 2007.
10
- 11 Sorgi P, Ratey JJ, Knoedler DW, Markert RJ, Reichman M. Rating aggression in the
12 clinical setting: A retrospective adaptation of the Overt Aggression Scale:
13 Preliminary results. *The Journal of Neuropsychiatry and Clinical Neurosciences*.
14 1991.
15
- 16 Sprigg CA, Armitage CJ, Hollis K. Verbal abuse in the National Health Service:
17 impressions of the prevalence, perceived reasons for and relationships with staff
18 psychological well-being. *Emergency Medicine Journal*. 2007;24:281-82.
19
- 20 Srebnik DS, Rutherford LT, Peto T, Russo J, Zick E, Jaffe C, et al. The content and
21 clinical utility of psychiatric advance directives. *Psychiatric Services*. 2005;56:592-98.
22
- 23 Stafford E, Cornell DG. Psychopathy scores predict adolescent inpatient aggression.
24 *Assessment*. 2003;10:102-12.
25
- 26 Stathopoulou H. Violence and aggression towards health care professionals. *Health
27 Science Journal*. 2007.
28
- 29 Steadman HJ, Mulvey EP, Monahan J, Robbins PC, Appelbaum PS, Grisso T, et al.
30 Violence by people discharged from acute psychiatric inpatient facilities and by
31 others in the same neighborhoods. *Archives of General Psychiatry*. 1998;55:393-401.
32
- 33 Steinert T. Prediction of violence in inpatient settings. *Violence in mental health
34 settings*: Springer; 2006. p. 111-23.
35
- 36 Steinert T, Eisele F, Goeser U, Tschoeke S, Uhlmann C, Schmid P. Successful
37 interventions on an organisational level to reduce violence and coercive
38 interventions in in-patients with adjustment disorders and personality disorders.
39 *Clinical Practice and Epidemiology in Mental Health*. 2008;4:6p.
40
- 41 Stewart D, Bilgin H, Bowers L. Special observation in psychiatric hospitals: a
42 literature review. 2010.
43
- 44 Stewart D, Bowers L. Inpatient verbal aggression: content, targets and patient
45 characteristics. *Journal of Psychiatric and Mental Health Nursing*. 2013;20:236-43.
46

- 1 Stewart D, Bowers L, Simpson A, Ryan C, Tziggili M. Manual restraint of adult
2 psychiatric inpatients: A literature review. *Journal of Psychiatric and Mental Health*
3 *Nursing*. 2009;16:749-57.
4
- 5 Stiffman AR, Dore P, Cunningham RM. Violent behavior in adolescents and young
6 adults: A person and environment model. *Journal of Child and Family Studies*.
7 1996;5:487-501.
8
- 9 Stompe T, Bauer S, Ortwein-Swoboda G, Schanda H, Karakula H, Rudalevicienne P,
10 et al. Delusions of guilt: The attitude of Christian and Muslim schizophrenic patients
11 toward good and evil and the responsibility of men. *Journal of Muslim Mental*
12 *Health*. 2006;1:43-56.
13
- 14 Stone T, McMillan M, Hazelton M. Swearing: Its prevalence in healthcare settings
15 and impact on nursing practice. *Journal of Psychiatric and Mental Health Nursing*.
16 2010;17:528-34.
17
- 18 Stotsky BA. Relative efficacy of parenteral haloperidol and thiothixene for the
19 emergency treatment of acutely excited and agitated patients. *Diseases of the*
20 *Nervous System*. 1977.
21
- 22 Subramaney U, Brook S, Berk M. A prospective randomised double-blind controlled
23 study of the efficacy of lorazepam versus clothiapine in the control of acutely
24 behaviourally disturbed patients. *SAMJ South African medical journal*. 1998;88:307-
25 10.
26
- 27 Sukhodolsky DG, Cardona L, Martin A. Characterizing aggressive and
28 noncompliant behaviors in a children's psychiatric inpatient setting. *Child*
29 *psychiatry and human development*. 2005;36:177-93.
30
- 31 Sutton D, Wilson M, Van Kessel K, Vanderpyl J. Optimizing arousal to manage
32 aggression: A pilot study of sensory modulation. *International Journal of Mental*
33 *Health Nursing*. 2013;22:500-11.
34
- 35 Swanson J, Swartz M, Elbogen E, Van Dorn R, Ferron J, Wagner H, et al. Facilitated
36 psychiatric advance directives: a randomized trial of an intervention to foster
37 advance treatment planning among persons with severe mental illness. *American*
38 *Journal of Psychiatry*. 2006;163:1943-51.
39
- 40 Swanson JW. Mental disorder, substance abuse, and community violence: an
41 epidemiological approach. *Violence and mental disorder: Developments in risk*
42 *assessment*. 1994:101-36.
43
- 44 Swanson JW, Swartz MS, Elbogen EB, Van Dorn RA, Wagner H, Moser LA, et al.
45 Psychiatric advance directives and reduction of coercive crisis interventions. *Journal*
46 *of Mental Health*. 2008;17:255-67.

- 1
2 Taylor JL, Rew L. A systematic review of the literature: workplace violence in the
3 emergency department. *Journal of Clinical Nursing*. 2011;20:1072-85.
4
5 Taymeeyapradit U, Kuasirikul S. Comparative study of the effectiveness of
6 zuclopenthixol acetate and haloperidol in acutely disturbed psychotic patients.
7 *Journal of the Medical Association of Thailand= Chotmaihet thangphaet*.
8 2002;85:1301-08.
9
10 The Children Act, (2004).
11
12 The Design Council. *Reducing Violence And Aggression In A&E*. Design Council.
13 2011.
14
15 The Health and Safety at Work Act, (1974).
16
17 The Human Rights Act, (1998).
18
19 The Mental Health Act 1983; ammended 2007, (2007).
20
21 Thomas S, Leese M, Walsh E, McCrone P, Moran P, Burns T, et al. A comparison of
22 statistical models in predicting violence in psychotic illness. *Comprehensive*
23 *Psychiatry*. 2005;46:296-303.
24
25 Thornicroft G, Farrelly S, Szmukler G, Birchwood M, Waheed W, Flach C, et al.
26 Clinical outcomes of Joint Crisis Plans to reduce compulsory treatment for people
27 with psychosis: a randomised controlled trial. *Lancet*. 2013;381:1634-41.
28
29 Thornicroft G, Rose D, Kassam A, Sartorius N. Stigma: ignorance, prejudice or
30 discrimination? *The British journal of psychiatry*. 2007;190:192-93.
31
32 Tompsett CJ, Domoff S, Boxer P. Prediction of restraints among youth in a
33 psychiatric hospital: Application of translational action research. *Journal of Clinical*
34 *Psychology*. 2011;67:368-82.
35
36 TREC. Rapid tranquillisation for agitated patients in emergency psychiatric rooms: a
37 randomised trial of midazolam versus haloperidol plus promethazine. *BMJ: British*
38 *Medical Journal*. 2003;327:708.
39
40 Tremblay RE, Nagin DS, Séguin JR, Zoccolillo M, Zelazo PD, Boivin M, et al.
41 Physical aggression during early childhood: Trajectories and predictors. *Pediatrics*.
42 2004;114:e43-e50.
43
44 Tuason VB. A comparison of parenteral loxapine and haloperidol in hostile and
45 aggressive acutely schizophrenic patients. *Journal of Clinical Psychiatry*. 1986.
46

- 1 Tversky A, Kahneman D. Judgment under uncertainty: Heuristics and biases.
2 Science. 1974;185:1124-31.
3
- 4 University of Manchester. Avoidable deaths: five-year report of the National
5 confidential Inquiry into suicide and homicide by people with mental illness, 2006.
6 URL (consulted August 2014) 2014.
7
- 8 Uppal G, McMurrin M. Recorded incidents in a high-secure hospital: A descriptive
9 analysis. *Criminal Behaviour and Mental Health*. 2009;19:265-76.
10
- 11 Uzun Ö. Profession and Society. *Journal of Nursing Scholarship*. 2003;35:81-85.
12
- 13 Vaaler AE, Morken G, Linaker OM. Effects of different interior decorations in the
14 seclusion area of a psychiatric acute ward. *Nordic Journal of Psychiatry*. 2005;59:19-
15 24.
16
- 17 Van Der Merwe M, Bowers L, Jones J, Simpson A, Haglund K. Locked doors in acute
18 inpatient psychiatry: A literature review. *Journal of Psychiatric and Mental Health*
19 *Nursing*. 2009;16:293-99.
20
- 21 Van Der Schaaf PS, Dusseldorp E, Keuning FM, Janssen WA, Noorthoorn EO.
22 Impact of the physical environment of psychiatric wards on the use of seclusion.
23 *British Journal of Psychiatry*. 2013;202:142-49.
24
- 25 Van Dorn R, Volavka J, Johnson N. Mental disorder and violence: is there a
26 relationship beyond substance use? *Social Psychiatry and Psychiatric Epidemiology*.
27 2012;47:487-503.
28
- 29 Vojt G, Marshall LA, Thomson LDG. The assessment of imminent inpatient
30 aggression: A validation study of the DASA-IV in Scotland. *Journal of Forensic*
31 *Psychiatry and Psychology*. 2010;21:789-800.
32
- 33 Völlm B, Konappa N. The dangerous and severe personality disorder experiment-
34 Review of empirical research. *Criminal Behaviour and Mental Health*. 2012;22:165-
35 80.
36
- 37 Walsh E, Buchanan A, Fahy T. Violence and schizophrenia: examining the evidence.
38 *The British journal of psychiatry*. 2002;180:490-95.
39
- 40 Wang G, Cai Z, Wang L. A multi-centre study of risperidone treatment for acute
41 agitation in patients with schizophrenia. *Chinese Journal of Psychiatry*. 2004;37:88-
42 91.
43
- 44 Watts D, Leese M, Thomas S, Atakan Z, Wykes T. The prediction of violence in acute
45 psychiatric units. *International Journal of Forensic Mental Health*. 2003;2:173-80.
46

- 1 Webster C, Martin M, Brink J, Nicholls T, Desmarais S. Manual for the Short-Term
2 Assessment of Risk and Treatability (START)(Version 1.1). Coquitlam, Canada:
3 Forensic Psychiatric Services Commission. 2009.
4
- 5 Webster CD, Dourglas KS, Eaves D, Hart S. HCR-20 Assessing risk of violence
6 (version 2). Burnaby: Mental Health, Law and Policy Institute & Simon Fraser
7 University; 1997.
8
- 9 Webster CD, Nicholls TL, Martin ML, Desmarais SL, Brink J. Short-Term Assessment
10 of Risk and Treatability (START): the case for a new structured professional
11 judgment scheme. *Behavioral sciences & the law*. 2006;24:747-66.
12
- 13 Whitecross F, Seear A, Lee S. Measuring the impacts of seclusion on psychiatry
14 inpatients and the effectiveness of a pilot single-session post-seclusion counselling
15 intervention. *International Journal of Mental Health Nursing*. 2013;22:512-21.
16
- 17 Winstanley S, Whittington R. Violence in a general hospital: comparison of assailant
18 and other assault-related factors on accident and emergency and inpatient wards.
19 *Acta Psychiatrica Scandinavica*. 2002;Supplementum.:144-47.
20
- 21 Winstanley S, Whittington R. Aggression towards health care staff in a UK general
22 hospital: variation among professions and departments. *Journal of Clinical Nursing*.
23 2004;13:3-10.
24
- 25 Wistedt B, Rasmussen A, Pedersen L, Malm U, Träskman-Bendz L, Wakelin J, et al.
26 The development of an observer-scale for measuring social dysfunction and
27 aggression. *Pharmacopsychiatry*. 1990.
28
- 29 Witt K, van Dorn R, Fazel S. Risk Factors for Violence in Psychosis: Systematic
30 Review and Meta-Regression Analysis of 110 Studies. *PLoS ONE*. 2013;8.
31
- 32 Woollard M. For debate Public access defibrillation: a shocking idea? *Journal of*
33 *Public Health*. 2001;23:98-102.
34
- 35 Wright P, Birkett M, David SR, Meehan K, Ferchland I, Alaka KJ, et al. Double-blind,
36 placebo-controlled comparison of intramuscular olanzapine and intramuscular
37 haloperidol in the treatment of acute agitation in schizophrenia. *American Journal of*
38 *Psychiatry*. 2001;158:1149-51.
39
- 40 Yang M, Wong SC, Coid J. The efficacy of violence prediction: a meta-analytic
41 comparison of nine risk assessment tools. *Psychological Bulletin*. 2010a;136:740.
42
- 43 Yang M, Wong SCP, Coid J. The efficacy of violence prediction: A meta-analytic
44 comparison of nine risk assessment tools. *Psychological Bulletin*. 2010b;136:740-67.
45

- 1 Yang X, Wang Z, Ling Z. A randomly controlled comparison of risperidone added
2 with intramuscular clonazepam in the treatment of excitement of schizophrenia.
3 Shanghai Archives of Psychiatry. 2003;2:011.
4
- 5 Yao X, Li Z, Arthur D, Hu L, An FR, Cheng G. Acceptability and psychometric
6 properties of Brøset Violence Checklist in psychiatric care settings in China. Journal
7 of Psychiatric and Mental Health Nursing. 2014.
8
- 9 Yesavage JA. Correlates of dangerous behavior by schizophrenics in hospital.
10 Journal of Psychiatric Research. 1984;18:225-31.
11
- 12 Yudofsky SC, Silver JM, Jackson W, Endicott J, Williams D. The Overt Aggression
13 Scale for the objective rating of verbal and physical aggression. The American
14 journal of psychiatry. 1986.
15
- 16 Zimbhoff DL, Marcus RN, Manos G, Stock E, McQuade RD, Auby P, et al.
17 Management of acute agitation in patients with bipolar disorder: efficacy and safety
18 of intramuscular aripiprazole. Journal of Clinical Psychopharmacology. 2007;27:171-
19 6.
20
21
22