

# **Violence and Aggression**

## **Short-term management in mental health, health and community settings**

**Updated edition**

**NICE Guideline NG10**

**National Collaborating Centre for Mental Health**

*commissioned by the*

**National Institute for Health and Care Excellence**

*published by*

**The British Psychological Society and  
The Royal College of Psychiatrists**

© The British Psychological Society and The Royal College of Psychiatrists, 2015

All rights reserved. No part of this guideline may be reprinted or reproduced or utilised in any form or by any electronic, mechanical, or other means, now known or hereafter invented, or in any information storage or retrieval system, without permission in writing from the National Collaborating Centre for Mental Health. Enquiries in this regard should be directed to the Centre Administrator: [NCCMHAdmin@rcpsych.ac.uk](mailto:NCCMHAdmin@rcpsych.ac.uk)

*developed by*

National Collaborating Centre for Mental Health  
The Royal College of Psychiatrists  
3rd Floor  
21 Prescot Street  
London  
E1 8BB  
[www.nccmh.org.uk](http://www.nccmh.org.uk)

*commissioned by*

National Institute for Health and Care Excellence  
1st Floor  
10 Spring Gardens  
London  
SW1X 8PG  
[www.nice.org.uk](http://www.nice.org.uk)

# CONTENTS

<b>Guideline Development Group members and National Collaborating Centre for Mental Health (NCCMH) review team.....</b>	<b>9</b>
<b>Acknowledgments .....</b>	<b>11</b>
<b>1 Preface .....</b>	<b>12</b>
1.1 <i>National clinical guidelines.....</i>	12
1.1.1 What are clinical guidelines?.....	12
1.1.2 Uses and limitations of clinical guidelines.....	13
1.1.3 Why develop national guidelines?.....	14
1.1.4 From national clinical guidelines to local protocols .....	14
1.1.5 Auditing the implementation of clinical guidelines .....	14
1.2 <i>The national Violence and Aggression guideline.....</i>	15
1.2.1 Who has developed this guideline? .....	15
1.2.2 For whom is this guideline intended? .....	15
1.2.3 Specific aims of this guideline.....	16
1.2.4 The structure of this guideline .....	16
<b>2 Introduction.....</b>	<b>18</b>
2.1 <i>The need for a violence and aggression guideline.....</i>	18
2.2 <i>Definitions of violence and aggression .....</i>	19
2.3 <i>Incidence and prevalence of violence and aggression in different settings.....</i>	20
2.4 <i>The relationship between mental health problems and violence and aggression .....</i>	21
2.5 <i>Social attitudes towards violence and aggression .....</i>	24
2.6 <i>Personal consequences of violence and aggression for the individual and for others.....</i>	25
2.7 <i>Current management of violence and aggression in the NHS.....</i>	29
2.8 <i>Predicting the risk of violence and aggression and the culture of the NHS.....</i>	31
2.9 <i>Economic costs of violence and aggression to the NHS .....</i>	34
<b>3 Methods used to develop this guideline .....</b>	<b>37</b>
3.1 <i>Overview .....</i>	37
3.2 <i>The scope.....</i>	37
3.3 <i>The Guideline Development Group.....</i>	38
3.3.1 <i>Guideline Development Group meetings .....</i>	38
3.3.2 <i>Service users and carers .....</i>	38
3.3.3 <i>National and international experts.....</i>	39
3.4 <i>Review protocols.....</i>	39
3.5 <i>Clinical review methods .....</i>	41
3.5.1 <i>The search process .....</i>	41
3.5.2 <i>Data extraction .....</i>	43
3.5.3 <i>Evidence synthesis.....</i>	44
3.5.4 <i>Grading the quality of evidence .....</i>	44

3.5.5	Presenting evidence to the Guideline Development Group.....	47
3.5.6	Method used to answer a review question in the absence of appropriately designed, high-quality research .....	49
3.6	<i>Health economics methods</i> .....	49
3.6.1	Search strategy for economic evidence .....	49
3.6.2	Inclusion criteria for economic studies .....	51
3.6.3	Applicability and quality criteria for economic studies .....	52
3.6.4	Presentation of economic evidence .....	52
3.6.5	Results of the systematic search of economic literature .....	52
3.7	<i>Linking evidence to recommendations</i> .....	53
3.7.1	Interventions that must (or must not) be used .....	53
3.7.2	Interventions that should (or should not) be used: a ‘strong’ recommendation .....	53
3.7.3	Interventions that could be used .....	53
3.8	<i>Stakeholder contributions</i> .....	54
3.9	<i>Validation of the guideline</i> .....	54
<b>4</b>	<b>Risk factors and prediction</b> .....	<b>56</b>
4.1	<i>Introduction</i> .....	56
4.2	<i>Review protocol</i> .....	56
4.3	<i>Risk factors for violence and aggression</i> .....	58
4.3.1	Introduction .....	58
4.3.2	Studies considered .....	60
4.3.3	Evidence for risk factors in adults .....	61
4.3.4	Health economic evidence .....	67
4.4	<i>Prediction and anticipation of violence and aggression</i> .....	67
4.4.1	Introduction .....	67
4.4.2	Studies considered .....	71
4.4.3	Prediction instruments included in the review .....	71
4.4.4	Evidence for prediction instruments.....	72
4.4.5	Health economic evidence .....	77
4.5	<i>Linking evidence to recommendations</i> .....	78
4.5.1	Risk factors and prediction of violence and aggression.....	78
4.6	<i>Recommendations</i> .....	80
	Anticipating and reducing the risk of violence and aggression .....	80
4.7	<i>Research recommendations</i> .....	82
<b>5</b>	<b>Pre- and immediately pre-event</b> .....	<b>83</b>
5.1	<i>Introduction</i> .....	83
5.1.1	Training programmes.....	83
5.1.2	Management strategies .....	84
5.2	<i>Review protocol</i> .....	85
5.3	<i>Inpatient settings</i> .....	88
5.3.1	Introduction .....	88

5.3.2	Studies considered .....	89
5.3.3	Clinical evidence for prevention strategies (inpatient settings).....	96
5.3.4	Health economic evidence .....	98
5.4	<i>Emergency department settings</i> .....	99
5.4.1	Introduction .....	99
5.4.2	Studies considered .....	100
5.4.3	Clinical evidence for prevention strategies (emergency department settings).....	102
5.4.4	Health economic evidence .....	102
5.5	<i>Community settings</i> .....	102
5.5.1	Introduction .....	102
5.5.2	Studies considered .....	103
5.5.3	Clinical evidence for prevention strategies (community settings) ...	106
5.5.4	Health economic evidence .....	106
5.6	<i>Linking evidence to recommendations</i> .....	107
5.7	<i>Recommendations</i> .....	111
5.7.1	All settings .....	111
5.7.2	Emergency department settings .....	120
5.7.3	Community and primary care settings.....	121
5.8	<i>Research recommendations</i> .....	121
<b>6</b>	<b>During and post-event</b> .....	<b>123</b>
6.1	<i>Introduction</i> .....	123
6.2	<i>Review protocol</i> .....	123
6.3	<i>During an event – all settings</i> .....	128
6.3.1	Introduction .....	128
6.3.2	Studies considered .....	129
6.3.3	Clinical evidence for non-pharmacological management strategies (during an event).....	141
6.3.4	Clinical evidence for rapid tranquillisation (during an event) .....	142
6.3.5	Health economic evidence .....	161
6.4	<i>Post-event – all settings</i> .....	164
6.4.1	Introduction .....	164
6.4.2	Studies considered .....	164
6.4.3	Clinical evidence for post-incident management.....	166
6.4.4	Health economic evidence .....	166
6.5	<i>Linking evidence to recommendations</i> .....	166
6.5.1	During event.....	166
6.5.2	Post-event.....	171
6.6	<i>Recommendations</i> .....	172
6.6.1	Principles for managing violence and aggression.....	172
6.6.2	Anticipating and reducing the risk of violence and aggression .....	173
6.6.3	Using restrictive interventions in inpatient psychiatric settings .....	173
6.6.4	Managing violence and aggression in emergency departments.....	179

6.6.5	Managing violence and aggression in community and primary care settings.....	179
6.7	<i>Research recommendations</i> .....	180
<b>7</b>	<b>Special considerations for children and young people</b> .....	<b>181</b>
7.1	<i>Introduction</i> .....	181
7.2	<i>Review protocol</i> .....	183
7.3	<i>Risk factors</i> .....	187
7.3.1	<i>Introduction</i> .....	187
7.3.2	<i>Studies considered</i> .....	187
7.3.3	<i>Evidence for risk factors of violence and aggression in children and young people</i> .....	188
7.3.4	<i>Health economic evidence</i> .....	189
7.4	<i>Prediction</i> .....	189
7.4.1	<i>Introduction</i> .....	189
7.4.2	<i>Studies considered</i> .....	190
7.4.3	<i>Prediction instruments included in the review</i> .....	190
7.4.4	<i>Evidence for prediction instruments</i> .....	190
7.4.5	<i>Health economic evidence</i> .....	192
7.5	<i>Non-pharmacological management strategies – all settings and phases</i> .....	192
7.5.1	<i>Introduction</i> .....	192
7.5.2	<i>Studies considered</i> .....	193
7.5.3	<i>Clinical evidence for non-pharmacological management strategies</i> .....	195
7.5.4	<i>Health economic evidence</i> .....	195
7.6	<i>Pharmacological interventions – all settings and phases</i> .....	196
7.6.1	<i>Introduction</i> .....	196
7.6.2	<i>Studies considered</i> .....	196
7.6.1	<i>Health economic evidence</i> .....	196
7.7	<i>Linking evidence to recommendations</i> .....	197
7.7.1	<i>Risk factors</i> .....	197
7.7.2	<i>Prediction</i> .....	197
7.7.3	<i>Non-pharmacological management strategies</i> .....	198
7.7.4	<i>Pharmacological interventions</i> .....	199
7.8	<i>Recommendations</i> .....	200
7.8.1	<i>Clinical practice recommendations</i> .....	200
7.9	<i>Research recommendations</i> .....	203
<b>8</b>	<b>Summary of recommendations</b> .....	<b>204</b>
8.1	<i>Principles for managing violence and aggression</i> .....	204
8.1.1	<i>Improving service user experience</i> .....	204
8.1.2	<i>Staff training</i> .....	204
8.1.3	<i>Involving service users in decision-making</i> .....	204
8.1.4	<i>Preventing violations of service users’ rights</i> .....	205
8.1.5	<i>Working with the police</i> .....	205

8.2	<i>Anticipating and reducing the risk of violence and aggression</i> .....	206
8.2.1	Reducing the use of restrictive interventions .....	206
8.2.2	Restrictive intervention reduction programme.....	206
8.2.3	A framework for anticipating and reducing violence and aggression in inpatient psychiatric wards.....	207
8.2.4	Assessing and managing the risk of violence and aggression.....	208
8.2.5	An individualised pharmacological strategy to reduce the risk of violence and aggression.....	209
8.3	<i>Preventing violence and aggression</i> .....	210
8.3.1	Searching .....	210
8.3.2	De-escalation.....	211
8.4	<i>Using restrictive interventions in inpatient psychiatric settings</i> .....	213
8.4.1	Staff training .....	213
8.4.2	Staffing and equipment.....	213
8.4.3	Using restrictive interventions.....	213
8.4.4	Observation.....	214
8.4.5	Manual restraint.....	216
8.4.6	Mechanical restraint .....	217
8.4.7	Rapid tranquillisation.....	217
8.4.8	Seclusion.....	218
8.4.9	Rapid tranquillisation during seclusion .....	219
8.4.10	Post-incident debrief and formal review .....	219
8.5	<i>Managing violence and aggression in emergency departments</i> .....	221
8.5.1	Liaison mental health .....	221
8.5.2	Staff training .....	221
8.5.3	Staffing.....	221
8.5.4	Preventing violence and aggression.....	222
8.5.5	Managing violence and aggression.....	222
8.6	<i>Managing violence and aggression in community and primary care settings</i> .....	222
8.6.1	Developing policies .....	222
8.6.2	Staff training .....	223
8.6.3	Managing violence and aggression.....	223
8.7	<i>Managing violence and aggression in children and young people</i> .....	223
8.7.1	Staff training .....	223
8.7.2	Managing violence and aggression.....	224
<b>9</b>	<b>References</b> .....	<b>227</b>
<b>10</b>	<b>Abbreviations</b> .....	<b>252</b>

## APPENDICES CONTENTS

*Please note that the appendices are in separate files.*

- Appendix 1: Scope for the development of the clinical guideline
- Appendix 2: Declarations of interests by Guideline Development Group members
- Appendix 3a: Stakeholders and experts who submitted comments in response to the consultation draft of the guideline
- Appendix 3b: Special advisors to the Guideline Development Group
- Appendix 4: Researchers contacted to request information about unpublished or soon-to-be published studies
- Appendix 5: Review questions
- Appendix 6: Method for evidence synthesis
- Appendix 7: Research recommendations
- Appendix 8: Medication included in the review of rapid tranquillisation
- Appendix 9: Clinical evidence – review protocols
- Appendix 10: Clinical evidence – search strategies
- Appendix 11: Clinical evidence – methodology checklists
- Appendix 12: 2005 clinical evidence – study characteristics tables from previous guideline (CG25)
- Appendix 13: Clinical evidence – study characteristics tables (update)
- Appendix 14: Clinical evidence – GRADE profiles
- Appendix 15a: Clinical evidence – forest plots for review of risk factors
- Appendix 15b: Clinical evidence – rapid tranquillisation forest plots
- Appendix 16: Health economics – search strategies
- Appendix 17: Health economic evidence – methodological checklists
- Appendix 18: Health economic evidence – evidence tables
- Appendix 19: Health economic evidence – GRADE profiles
- Appendix 20: YoungMinds focus group report



# **GUIDELINE DEVELOPMENT GROUP MEMBERS AND NATIONAL COLLABORATING CENTRE FOR MENTAL HEALTH (NCCMH) REVIEW TEAM**

**Peter Tyrer (Chair)**

Professor of Community Psychiatry, Centre for Mental Health, Imperial College London

**Tim Kendall (Facilitator)**

Director, NCCMH

**Richard Barnett**

Lecturer, School of Health and Rehabilitation, Keele University

**Len Bowers**

Professor of Psychiatric Nursing, Institute of Psychiatry, Psychology and Neuroscience, Kings College London

**Lucy Burt**

Research Assistant, NCCMH (until January 2014)

**Joy Duxbury**

Professor of Mental Health Nursing, University of Central Lancashire

**Elena Garralda**

Emeritus Professor of Child and Adolescent Psychiatry, Imperial College London

**Rebecca Gate**

Research Assistant, NCCMH

**David Glynn**

Health Economist, NCCMH

**Mike Hunter**

Consultant Psychiatrist, Assertive Outreach; Clinical Director, Inpatient Services; Associate Medical Director, Research and Strategy, Sheffield Health and Social Care NHS Foundation Trust

**Uday Katkar**

Locum GP; GP with a Special Interest in Emergency Medicine, Staffordshire

**Catherine King**

Service User and Carer Representative

**Brian Littlechild**

Professor of Social Work, University of Hertfordshire

**Noel McKenna**

Service User and Carer Representative

**Maryla Moulin**

Senior Project Manager, NCCMH (from November 2014)

**Maeve Murphy**

Clinical Nurse Specialist, Forensic Adolescent Consultation and Treatment Service Team, Greater Manchester West NHS Foundation Mental Health Trust

**Sabrina Naqvi**

Project Manager, NCCMH (until November 2014)

**Tony O'Connell**

Detective Constable, Criminal Investigations Department, Dorset Police

**Mary Pennant**

Systematic Reviewer, NCCMH (until February 2014)

**Peter Pratt**

Chief Pharmacist, Sheffield Health and Social Care NHS Foundation Trust

**Belinda Salt**

Matron, Acute Services, Nottinghamshire Healthcare NHS Trust

**Faisal Sethi**

Consultant Psychiatrist and Associate Clinical Director, Maudsley Hospital, South London and Maudsley NHS Foundation Trust, London;  
Psychiatric Intensive Care Unit Lead Consultant, Psychosis Clinical Academic Group, South London and Maudsley NHS Foundation Trust, London;  
Vice Chair, National Association of Psychiatric Intensive Care and Low Secure Units

**Leroy Simpson**

Service User Representative

**Eric Slade**

Health Economist, NCCMH

**Peter Staves**

Service User and Carer Representative

**Sarah Stockton**

Senior Information Scientist, NCCMH

**Clare Taylor**  
Senior Editor, NCCMH

**Birgit Völlm**  
Clinical Associate Professor and Reader, Head of Section, Forensic Mental Health,  
Division of Psychiatry and Applied Psychology, University of Nottingham and  
Honorary Consultant Forensic Psychiatrist, Rampton Hospital, Nottinghamshire  
Healthcare NHS Trust

**Craig Whittington**  
Associate Director (Clinical Effectiveness) and lead Systematic Reviewer, NCCMH

## **ACKNOWLEDGMENTS**

The Guideline Development Group and the NCCMH review team would like to thank the **Clinical Guidelines Technical Support Unit** and specifically the following people:

### *Editing*

**Nuala Ernest**  
Assistant Editor, NCCMH

# 1 PREFACE

This guideline has been developed to advise on the short-term management of violence and aggression in mental health, health and community settings in adults, children (aged 12 years or under) and young people (aged 13 to 17 years).

This guideline updates [\*Violence: the Short-term Management of Disturbed/Violent Behaviour in In-Patient Psychiatric Settings and Emergency Departments\*](#) (NICE clinical guideline 25), which was developed by the National Collaborating Centre for Nursing and Supportive Care and published in 2005.

Since the publication of the 2005 guideline, there have been some important advances in our knowledge of the management of violence and aggression, including service users' views on the use of physical intervention and seclusion, and the effectiveness, acceptability and safety of drugs and their dosages for rapid tranquillisation. The previous guideline was restricted to people aged 16 years and over in adult psychiatric settings and emergency departments; this update has been expanded to include some of the previously excluded populations and settings. All areas of NICE clinical guideline 25 have been updated, and this guideline will replace it in full.

The guideline recommendations have been developed by a multidisciplinary team of healthcare professionals, people with mental health problems who have personally experienced management of violent or aggressive behaviour, their carers and guideline methodologists after careful consideration of the best available evidence. It is intended that the guideline will be useful to clinicians and service commissioners in providing and planning high-quality care for the management of violence and aggression, while also emphasising the importance of the experience of these service users' care and the experience of their carers (see Appendix 1 for more details on the scope of the guideline).

Although the evidence base is rapidly expanding, there are a number of major gaps. The guideline makes a number of research recommendations specifically to address gaps in the evidence base. In the meantime, it is hoped that the guideline will assist clinicians, service users and carers, by identifying the merits of particular treatment approaches where evidence from research and clinical experience exists.

## 1.1 NATIONAL CLINICAL GUIDELINES

### 1.1.1 What are clinical guidelines?

Clinical guidelines are 'systematically developed statements that assist clinicians and service users in making decisions about appropriate treatment for specific conditions' (Mann, 1996). They are derived from the best available research evidence, using predetermined and systematic methods to identify and evaluate the evidence relating to the specific condition in question. Where evidence is lacking, the

guidelines include statements and recommendations based upon the consensus statements developed by the Guideline Development Group (GDG).

Clinical guidelines are intended to improve the process and outcomes of healthcare in a number of different ways. They can:

- provide up-to-date evidence-based recommendations for the management of conditions and disorders by healthcare professionals
- be used as the basis to set standards to assess the practice of healthcare professionals
- form the basis for education and training of healthcare professionals
- assist service users and their carers in making informed decisions about their treatment and care
- improve communication between healthcare professionals, service users and their carers
- help identify priority areas for further research.

### **1.1.2 Uses and limitations of clinical guidelines**

Guidelines are not a substitute for professional knowledge and clinical judgement. They can be limited in their usefulness and applicability by a number of different factors: the availability of high-quality research evidence, the quality of the methodology used in the development of the guideline, the generalisability of research findings and the uniqueness of individuals.

Although the quality of research in this field is variable, the methodology used here reflects current international understanding on the appropriate practice for guideline development (AGREE Collaboration, 2003) ([Appraisal of Guidelines for Research and Evaluation Instrument \[AGREE\]](#)), ensuring the collection and selection of the best research evidence available and the systematic generation of treatment recommendations applicable to the majority of people with mental health problems whose behaviour is violent or aggressive. However, there will always be some people and situations where clinical guideline recommendations are not readily applicable. This guideline does not, therefore, override the individual responsibility of healthcare professionals to make appropriate decisions in the circumstances of the individual, in consultation with the service user or their carer.

In addition to the clinical evidence, cost effectiveness information, where available, is taken into account in the generation of statements and recommendations in clinical guidelines. While national guidelines are concerned with clinical and cost effectiveness, issues of affordability and implementation costs are to be determined by the National Health Service (NHS).

In using guidelines, it is important to remember that the absence of empirical evidence for the effectiveness of a particular intervention is not the same as evidence for ineffectiveness. In addition, and of particular relevance in mental health, evidence-based treatments are often delivered within the context of an overall

treatment programme including a range of activities, the purpose of which may be to help engage the person and provide an appropriate context for the delivery of specific interventions. It is important to maintain and enhance the service context in which these interventions are delivered, otherwise the specific benefits of effective interventions will be lost. Indeed, the importance of organising care in order to support and encourage a good therapeutic relationship is at times as important as the specific treatments offered.

### **1.1.3 Why develop national guidelines?**

The [National Institute for Health and Care Excellence \(NICE\)](#) was established as a Special Health Authority for England and Wales in 1999, with a remit to provide a single source of authoritative and reliable guidance for service users, professionals and the public. NICE guidance aims to improve standards of care, diminish unacceptable variations in the provision and quality of care across the NHS, and ensure that the health service is person-centred. All guidance is developed in a transparent and collaborative manner using the best available evidence and involving all relevant stakeholders.

NICE generates guidance in a number of different ways 3 of which are relevant here. First, national guidance is produced by the Technology Appraisal Committee to give robust advice about a particular treatment, intervention, procedure or other health technology. Second, NICE commissions public health intervention guidance focused on types of activity (interventions) that help to reduce people's risk of developing a disease or condition, or help to promote or maintain a healthy lifestyle. Third, NICE commissions the production of national clinical guidelines focused upon the overall treatment and management of a specific condition. To enable this latter development, NICE has established 4 National Collaborating Centres in conjunction with a range of professional organisations involved in healthcare.

### **1.1.4 From national clinical guidelines to local protocols**

Once a national guideline has been published and disseminated, local healthcare groups will be expected to produce a plan and identify resources for implementation, along with appropriate timetables. Subsequently, a multidisciplinary group involving commissioners of healthcare, primary care and specialist mental health professionals, service users and carers should undertake the translation of the implementation plan into local protocols, taking into account both the recommendations set out in this guideline and the priorities in the [National Service Framework for Mental Health](#) (Department of Health, 1999) and related documentation. The nature and pace of the local plan will reflect local healthcare needs and the nature of existing services; full implementation may take a considerable time, especially where substantial training needs are identified.

### **1.1.5 Auditing the implementation of clinical guidelines**

This guideline identifies key areas of clinical practice and service delivery for local and national audit. Although the generation of audit standards is an important and

necessary step in the implementation of this guidance, a more broadly-based implementation strategy will be developed. Nevertheless, it should be noted that the Care Quality Commission in England will monitor the extent to which commissioners and providers of health and social care and health authorities have implemented these guidelines.

## **1.2 THE NATIONAL VIOLENCE AND AGGRESSION GUIDELINE**

### **1.2.1 Who has developed this guideline?**

This guideline has been commissioned by NICE and developed within the [National Collaborating Centre for Mental Health \(NCCMH\)](#). The NCCMH is a collaboration of the professional organisations involved in the field of mental health, national service user and carer organisations, a number of academic institutions and NICE. The NCCMH is funded by NICE and is led by a partnership between the Royal College of Psychiatrists and the British Psychological Society's Centre for Outcomes Research and Effectiveness, based at University College London.

The GDG was convened by the NCCMH and supported by funding from NICE. The GDG included people with mental health problems who have personally experienced management of violence or aggression, carers, and professionals from psychiatry, clinical psychology, general practice, nursing, forensic mental health, psychiatric pharmacy, the police force, social care and the private and voluntary sectors.

Staff from the NCCMH provided leadership and support throughout the process of guideline development, undertaking systematic searches, information retrieval, appraisal and systematic review of the evidence. Members of the GDG received training in the process of guideline development from NCCMH staff, and the service users and carers received training and support from the [NICE Public Involvement Programme](#). The NICE Guidelines Technical Adviser provided advice and assistance regarding aspects of the guideline development process.

All GDG members made formal declarations of interest at the outset that were updated at every GDG meeting. The GDG met a total of 13 times throughout the process of guideline development. The GDG was supported by the NCCMH technical team, with additional expert advice from special advisers where needed (see Appendix 3b). The group oversaw the production and synthesis of research evidence before presentation. All statements and recommendations in this guideline have been generated and agreed by the whole GDG.

### **1.2.2 For whom is this guideline intended?**

This guideline will be relevant for adults, children and young people who have a mental health problem and whose behaviour is violent or aggressive within mental health, health and community settings. The guideline covers the care provided by

primary, community, secondary, tertiary and other healthcare professionals who have direct contact with, and make decisions concerning the care of adults, children and young people whose behaviour is violent or aggressive.

The guideline will also be relevant to the work, but will not cover the practice, of those in:

- occupational health services
- social services
- the independent sector.

### **1.2.3 Specific aims of this guideline**

The guideline makes recommendations for the management of violence and aggression. It aims to:

- improve access and engagement with treatment and services for people with a mental health problem whose behaviour is violent or aggressive
- evaluate the role of specific psychological, psychosocial and pharmacological interventions in the anticipation, reduction, prevention and treatment of violence and aggression
- evaluate the role of psychological and psychosocial interventions in combination with pharmacological interventions in the treatment of violence and aggression
- evaluate the role of specific service-level interventions for people with a mental health problem whose behaviour is violent or aggressive, or there is a risk that it could become violent or aggressive
- integrate the above to provide best-practice advice on the care of service users throughout the course of their treatment
- promote the implementation of best clinical practice through the development of recommendations tailored to the requirements of the NHS in England.

### **1.2.4 The structure of this guideline**

The guideline is divided into chapters, each covering a set of related topics. The first 3 chapters provide a general introduction to guidelines, an introduction to the topic of violence and aggression and to the methods used to develop them. Chapter 4 to Chapter 6 provide the evidence that underpins the recommendations about the short-term management of violence and aggression in people with mental health problems. Chapter 7 provides the evidence regarding special considerations for children and young people.

Each evidence chapter begins with a general introduction to the topic that sets the recommendations in context. This is followed by information about the review protocols for the reviews conducted for the topic of each chapter. This is followed by subsections for each topic/setting. Within subsections, there is an introduction, information about studies considered for the review, and the clinical and health



economic evidence presented to the GDG. Each chapter ends with a section linking the evidence to the recommendations, and a section for the relevant recommendations. Full details about the included studies can be found in Appendix 12 and Appendix 13. Where meta-analyses were conducted, the data are presented using forest plots in Appendices 15a and 15b. Related [Grading of Recommendations Assessment, Development and Evaluation \(GRADE\)](#) tables can be found in Appendix 14. Health economic evidence tables and GRADE profiles are presented in Appendix 18 and Appendix 19 respectively.

In the event that amendments or minor updates need to be made to the guideline, please check the [NCCMH website](#) where these will be listed and a corrected PDF file available to download.

## 2 INTRODUCTION

### 2.1 THE NEED FOR A VIOLENCE AND AGGRESSION GUIDELINE

The need for a guideline focused on the short-term management of violence and aggression in mental health, health and community settings arises because violence and aggression are relatively common and have serious consequences in such settings (Bourn et al., 2003; Flood et al., 2008). The prevention and management of violence and aggression are complex tasks, because their manifestation will depend on a combination of intrinsic and extrinsic factors as well as the setting and context in which it occurs.

The intrinsic factors are a combination of personality characteristics, current intense mental distress and problems in dealing with anger. The extrinsic factors are more varied, including the physical and social settings where violence and aggression occur, the attitudes of those whose behaviour is violent or aggressive, characteristics of the victims, the experience and training of health and social professionals, and the perceived risk of danger to others. Understanding how such variable contextual factors interact with historical behaviour in the aetiology of violence and aggression is important in informing evidence-based approaches to the prevention of violence and aggression that would otherwise emerge, and also in the management of violence and aggression that has already occurred or is still in progress (Dack et al., 2013). In preparing this guideline, the GDG was also aware of a number of preconceptions regarding the perceived relative and absolute dangerousness of certain groups of service users, particularly those with severe mental illness such as psychotic disorders (Walsh et al., 2002). It is therefore particularly important to distinguish from the outset between the ‘problem’ of violence and aggression, and the care of those often-distressed individuals who may exhibit violent or aggressive behaviour.

In the NHS there are currently several general policies that are difficult to integrate because of variability in the contexts within which violence and aggression may emerge. While the management of violence and aggression is a core component of criminal justice systems, it has not generally been at the heart of systems for health and social care, which have instead tended to emphasise ‘zero tolerance’ approaches (Bourn et al., 2003). This approach is anomalous because the impact of violence and aggression in mental health, health and community settings is significant and diverse, adversely affecting the health and safety of service users, carers and staff (NICE, 2005). Critically, the management of violence and aggression may itself be hazardous to those exhibiting violent or aggressive behaviour and accentuate risks to their health and safety (Nissen et al., 2013).

The consequences of violence and aggression in mental health, health and community settings are not confined to the immediate environment, but have an impact on the wider health and social care economy (for example, costs of secure

care for service users), and the economy in general (for example, sickness absence for staff) (Flood et al., 2008). Incidences of violence and aggression may also affect the perception by staff of services and service users in a manner that has a strong negative impact on the overall experience of care (De Benedictis et al., 2011).

If imminent violence is anticipated, its overt manifestations maybe avoided and non-restrictive interventions suffice. However, complete avoidance of violence is impossible and so a graded set of preferably evidence-based interventions is needed to prevent minor violence from escalating into major violence. For recommendations about interventions, NICE guidelines rely primarily on the results of randomised controlled trials (RCTs) in providing the underpinning evidence. However, because of the risks associated with severe violence, it is often not possible to carry out RCTs and, although there have been significant developments in this field since the [previous guideline](#) was published in 2005, it is likely that many recommendations will be based on expert opinion of the GDG.

## 2.2 DEFINITIONS OF VIOLENCE AND AGGRESSION

For the purposes of this guideline, violence and aggression refer to a range of behaviours or actions that can result in harm, hurt or injury to another person, regardless of whether the violence or aggression is behaviourally or verbally expressed, physical harm is sustained or the intention is clear.

Definitions of violence and aggression usually include some combination of the following elements: an expression of energy that may be goal directed; an immoral, repulsive and inappropriate behaviour; the intention to harm, damage or hurt another person physically or psychologically; the intention to dominate others; the experience and expression of anger; defensive and protective behaviour; verbal abuse, derogatory talk, threats or non-verbal gestures expressing the same; the instrumental use of such threats to acquire some desired goal; damage to objects or the environment, from vandalism through to smashing of windows, furniture and so on; attempting to or successfully physically injuring or killing another person with or without the use of weapons, or forcing another to capitulate to or acquiesce in undesirable actions or situations through the use of force; and inappropriate, unwanted or rejected sexual display or contact.

The number of definitions in circulation are so great that they have been combined into a rating scale to measure the Perception of Aggression (Jansen et al., 1997) as held by different people. Factor analysis of this scale, based on 32 definitions of aggression, shows that the concept comprises 2 fundamental elements: a positive perception emphasising healthy, normal protective aggression; and a negative perception of aggression as undesirable and dysfunctional.

Another way to approach the definition is to inspect the contents of the most well-used research instruments and scales that have been used to measure these behaviours. The Overt Aggression Scale (OAS) (Yudofsky et al., 1986) and its derivatives (Sorgi et al., 1991) are used to record aggressive incidents, and include:

verbal aggression ranging from angry, loud shouts and noises through to clear threats; physical aggression against objects, ranging from door slamming and making a mess through to fire setting and throwing objects dangerously; and physical aggression against other people, from threatening gestures through to attacking another person causing severe physical injury. However, the OAS and many other such scales include self-harm and suicide attempts as aggressive behaviours against the self. The Social Dysfunction and Aggression Scale (Wistedt et al., 1990) is used to assess the total level of aggression retrospectively, and while including verbal aggression, aggression towards objects and others, it also incorporates irritability, lack of cooperation, discontentment, provocative behaviour and self-harm. Because there is a separate [guideline on self-harm](#) (NICE, 2004), this is excluded from the definition of violence and aggression used in this guideline.

## **2.3 INCIDENCE AND PREVALENCE OF VIOLENCE AND AGGRESSION IN DIFFERENT SETTINGS**

Violence and aggression present a serious problem within the NHS to both service users and staff. Exposure to aggression in the healthcare workplace is common, constituting 25% of all workplace violence (Iennaco et al., 2013). In 2014, 14% of NHS staff reported having experienced physical violence from service users, their relatives or other members of the public in the previous 12 months, reduced from 15% in 2013. This figure was higher in staff in ambulance trusts (31%) and mental health trusts (17%) (NHS England, 2014).

More than 60,000 physical assaults were annually reported against NHS staff across the UK (NHS Protect, 2013), with the absolute rate steadily increasing since 2010–2011 (57,830) and 2011–2012 (59,744). Of these assaults, 43,699 were in mental health or learning disability settings, 1628 involved primary care staff and 16,475 were targeted at acute hospital staff. More than 25% occurred in hospitals managed by acute trusts, including emergency departments (NHS Protect, 2013).

While some figures are collected and national audits conducted across different settings, the main focus has tended to be on inpatient psychiatric settings and emergency departments. Information from primary care settings, for example, is relatively scarce; 1 review found only 14 of 113 studies referred to violence in community settings.

In terms of the inpatient literature, 1 review (Bowers et al., 2011b) of 424 international studies reported that the overall incidence of violence by service users in inpatient psychiatric hospitals was 32.4%. Violent incidents across forensic settings were found to be consistently higher. The review team concluded that forensic inpatients were responsible for a higher proportion of violent incidents; but, given that acute wards admit a far higher number of people over time, on balance the risk of violence is actually greater in acute environments.

With regard to forensic settings, 2137 incidents involving 42.9% of service users were reported by a recent survey of a large independent secure care facility; this rate was

greater in medium-secure as opposed to low-secure services (Dickens et al., 2013) Staff were the victim of assaults over twice as frequently compared with service users; however, if service users were the target, incidents were more likely to result in an actual injury. In a high-secure setting, Uppal and McMurrin (2009) reported 3565 violent incidents over a 16-month period in just under 400 service users. Staff and service users were equally likely to be the target. In both surveys, a small proportion of service users was responsible for a disproportionate number of incidents.

Emergency department staff were also reported to have experienced a high exposure to aggression, particularly verbal aggression (Gates et al., 2006; Winstanley & Whittington, 2004). In long-term and older people's settings the figures for aggression were also found to be higher than general medical and surgical wards (Chapman et al., 2009).

Stathopoulou (2007) suggests that workplace violence affects every country and every healthcare setting. According to international data, nearly 4% of the total employee population has reported that they have experienced physical violence. The possibility of nurses being exposed to violence is 3 times higher than that of any other professional group (International Labor Office, 2002). This was reflected in a National Audit of Violence in the UK, which reported that 44% of clinical staff overall and 72% of nursing staff had been, or experienced feeling, unsafe at work (Royal College of Psychiatrists, 2007). The rates of psychiatrists being or feeling unsafe are reportedly lower than for nurses (Bowers et al., 2011c).

In light of these figures it is important to identify the causative factors that may contribute to these including care failures. This guideline aims to reduce such figures by suggesting best practice and preventative measures.

## **2.4 THE RELATIONSHIP BETWEEN MENTAL HEALTH PROBLEMS AND VIOLENCE AND AGGRESSION**

Despite public perception that mental health problems (in particular, severe mental illness such as bipolar disorder and schizophrenia) and violence are associated (see section 2.5) the research evidence to support such a relationship is mixed, and most people with a mental health problem are not only never violent but are also more likely to be victims rather than perpetrators of crime (Pettit et al., 2013). However, a small proportion are and consensus has emerged among researchers that there is a consistent, albeit modest, positive association between mental health problems and violence. The extent to which mental health problems contribute to violent behaviour and the relative importance of psychiatric morbidity compared with other risk factors and service-related failings remain areas of controversial ongoing research.

To address the question of whether there is a link between mental health problems and violence, different research designs have been employed, including cross-sectional studies that investigate the prevalence of violence in those with mental

health problems and, conversely, rates of mental health problems in those who have committed acts of violence (for example, offenders). While such studies have described a link between mental health problems and violence (Shaw et al., 2006), they are prone to selection bias as they tend to sample individuals detained in criminal justice or psychiatric settings. Some studies have been flawed by their lack of attention to potential confounding factors, such as psychosocial factors, comorbidity, substance misuse and so on. Prospective epidemiological studies of community samples following individuals for extended periods of time to identify those who will become violent and/or develop a mental health problem avoid some of these issues. However, other challenges in the interpretation of findings remain, for example the use of different methods to assess rates of violence, such as self-report, official criminal records and so on, each posing risks of misrepresenting the true prevalence of violence.

Until the 1980s, there was a general view that mental health problems and violence were unrelated; that is, that those with a mental health problem are no more likely to be violent than healthy individuals, and that the criminogenic factors relevant to violence risk are the same in people with a mental health problem as in healthy individuals (Häfner & Böker, 1973). Several large-scale studies in the 1980s and 1990s have resulted in a reappraisal and modification of this view.

The Epidemiological Catchment Area study (Swanson, 1994) comprised a community sample of over 17,000 participants in 5 large US cities, though only about 7000 subjects contributed to the data on violence. Individuals were asked to report any acts of violence they had committed within the previous year and in their lifetime. The study found a lifetime prevalence of violence in the non-psychiatric population of 7.3%. In those with schizophrenia or major affective disorders this rate was more than doubled at 16.1%, but in those with substance-use disorders it rose further to 35%, and those with a substance-use disorder and comorbid mental health problem had a lifetime prevalence of violence of 43.6%. Several early Scandinavian birth cohort studies (Hodgins, 1992) have identified a higher likelihood of having committed a violent crime in those with severe mental illness compared with those with no such diagnosis. A recent longitudinal Swedish study linking national registers of hospital admissions and criminal convictions over 33 years found that individuals with schizophrenia and bipolar disorder were more likely to commit violent acts than matched controls. In the period 1973–2006, 8.5% of individuals with schizophrenia without a substance-use disorder and 5.1% of the matched control group were convicted of at least 1 violent crime; for bipolar disorder these figures were 4.9% and 3.4%, respectively. However, those with dual diagnoses showed rates of 27.6% and 21.3% of violent offending for people with schizophrenia and bipolar disorder, respectively.

One of the most influential studies to disentangle some of the complex relationships between mental health problems and other risk factors for violence, in particular substance misuse, has been the MacArthur Violence Risk Assessment Study (Steadman et al., 1998). This follow-up study of over 1000 people discharged from

psychiatric care used self-report triangulated with information from carers and criminal records to assess violence rates. The study found no significant difference between the prevalence of violence in patients and others living in the same neighbourhood when only taking those with no substance misuse into account. Substance misuse raised the rates of violence in people with mental health problems as well as healthy individuals, but disproportionately so in the patient group. Elbogen and Johnson (2009) also argued that a mental health problem on its own does not increase violence risk. They evaluated data on about 35,000 individuals who were part of the US National Epidemiological Survey on Alcohol and Related Conditions. Participants were interviewed in 2 waves in 2001–2003 and 2004–2005 to identify factors that predicted violence in the time between interviews. The researchers found that the incidence of violence was slightly higher in those with a mental health problem but significant only in those with a comorbid substance-use disorder. The researchers concluded that historical, dispositional and contextual factors were more important in determining the risk of future violence than a mental health problem. However, a later re-analysis of these data (van Dorn et al., 2012), using different statistical methods and diagnostic categories found that those with severe mental illness were significantly more likely to be violent than those with no illness, regardless of substance misuse.

More recently a number of meta-analyses have been conducted in an attempt to systematically re-assess the evidence and explore the reasons for variations in findings (Douglas et al., 2009; Fazel et al., 2009; Fazel et al., 2010). These studies, drawing on a large number of primary studies (204 and 20 for schizophrenia, and 9 for bipolar disorder, respectively), concluded that schizophrenia, other psychoses and bipolar disorder are associated with violence. However, large variations were identified with odds ratios between 1 and 7 for schizophrenia in males and between 4 and 27 for females. For bipolar disorder the odds ratio estimates ranged from 2 to 9. However, for both disorders a comorbid substance-use disorder increased odds ratios up to 3-fold. For bipolar disorder the significant relationship with violence disappeared when controlling for substance misuse whereas for schizophrenia the relationship weakened but remained, although in those with a history of substance misuse, schizophrenia did not contribute any additional risk compared with substance misuse alone.

Determining which symptoms of mental health problems drive the increased risk of violence requires further exploration. In the early 1990s, researchers first identified a set of symptoms called threat/control-override symptoms, which seemed to be linked to this risk (Link & Stueve, 1994). Threat/control-override symptoms are delusional symptoms that cause the person to feel severely threatened and believe that external forces override their self-control. Further studies of the relationship between threat/control-override symptoms and violence revealed conflicted findings with some but not all studies confirming a relationship. In an attempt to disentangle this issue further, Stompe and colleagues (2006) examined a sample of 119 offenders with schizophrenia found to be not guilty by reason of insanity and a matched sample of non-offending service users with schizophrenia (n = 105). While

they found no significant difference in the prevalence of threat/control-override symptoms between the 2 groups overall, when only taking severe violence into account threat/control-override symptoms were found to be associated with this form of violence. It seems, therefore, that the relationship between threat/control-override symptoms and violence is not straightforward and that more research is needed to explore the concept further. In the meantime, clinicians are advised to conduct a comprehensive mental state examination as part of their risk assessment, including threat/control-override symptoms.

In summary, a mental health problem on its own appears to be only a modest predictive factor for violence while other factors, most significantly substance misuse, are more relevant in predicting risk. Because of the low base rates of mental health problems, its actual contribution to violence in the general population is small and the vast majority of violence is carried out by those without a mental health problem.

## **2.5 SOCIAL ATTITUDES TOWARDS VIOLENCE AND AGGRESSION**

There has long been an association in the mind of the public between mental health problems and violence (Monahan, 1992), often bound up with moral and judgmental attitudes, whereby people who have a mental health problem are viewed as being irrational, unpredictable and dangerous and presenting with an increased risk of violence (Blumenthal & Lavender, 2000; Butler & Drakeford, 2003; Petch, 2001).

While there may be certain characteristics of some people with a mental health problem that may increase the risk of violence or indeed self-harm, as has been outlined in Section 2.4 the association between mental health problems and violent or aggressive behaviour is not established. One key issue for the public debate is whether violence generated by people with a mental health problem is increasing, but according to the Avoidable Deaths report from the National Confidential Inquiry, homicides by current or recent service users peaked in 2006, and has fallen since that year (Appleby et al., 2006).

However, a perceived association between mental health problems and violence is nevertheless often reinforced by images in the media and other cultural representations. As an example, in September 2013 a leading UK supermarket chain advertised a Halloween 'mental patient fancy dress costume' with an image of a person in a bloodied suit holding a meat cleaver. Negative media attention caused the supermarket to withdraw this item. The key point from this example is how such an image could have been brought to mind by those creating and marketing such products. While there are a number of theories about this, 'labelling' and the 'availability heuristic' (the process whereby people assess the frequency or probability of an event by the ease with which instances or occurrences can be brought to mind (Tversky & Kahneman, 1974) are 2 mechanisms that can influence negative attitudes and responses towards people with a mental health problem.



Labelling theory in sociology proposes that labelling occurs when certain members of society interpret certain behaviours as deviant and then attach this label to individuals (Becker, 1963) as a means to identify and control such behaviour. Labelling theory examines who applies what label to whom, why it is applied and what the effects are. The consequences of someone being labelled as having a propensity to violence just because they have a mental health problem can be negative and far-reaching. Labelling results in people having fears engendered by their attributions towards a person, leading them to conclude that the person is highly likely to be violent with no other knowledge of them other than the diagnosis. This in turn will affect their attitudes to, and communications with, people with mental health problems.

The 'availability heuristic' (Middleton et al., 1999) affects our attributions towards a particular idea or group of people; in this case, reporting in the media that draws attention to violence and murders carried out by people with mental health problems (often in a gory and sensationalist way) results in the attribution of violent behaviour to those with a mental health problem. This discourse was played out in the case of Philip Simelane, who murdered a 16-year-old female stranger, Christina Edkins, on a bus. The headline in the *Daily Mail* on the 3 October 2013 was: 'Why was schizophrenic who stabbed this girl to death on a bus not having treatment?' The focus, as here, tends to be on the fact that the person had a mental health problem, implying the murder occurred *because* of the person's mental health problem; other factors that might have been considered if the person had committed the same offence without having a mental health problem do not appear relevant. The more dramatic and easy to visualise the reported event, the more likely it will be contained within such a heuristic, with menacing photographs of 'perpetrators' and 'horror stories' of what they have done. Because of this, for many people, the first thing that often comes to mind about those with a mental health problem is that they are highly likely to be violent. There is much less reporting of other aspects of having a mental health problem, or of people with a mental health problem being more likely to be a victim of violence than a perpetrator, as found by 1 large-scale study in the US (Choe et al., 2008).

What is necessary instead is for the reality of the risks to be recognised and taken into account by both the public and professionals in a considered and fair manner, for the sake of all involved.

## **2.6 PERSONAL CONSEQUENCES OF VIOLENCE AND AGGRESSION FOR THE INDIVIDUAL AND FOR OTHERS**

The under-reporting of violence and aggression (Gates et al., 2006; Holmes et al., 2012; McLean et al., 1999), and the varied effects it may have on those subjected to violence and aggression, limits our understanding of the consequences for the individual. Research into the effects of violence at the individual level has largely been focused on staff. While this is not surprising (because, by and large, staff have

conducted the research and published the findings), other areas are less well covered. Other consequences of violence are only spelt out obliquely by research, resulting in limited understanding of the consequences for the individual who is prone to behaving in a violent manner.

The earliest work concerning the effects on staff and others of violence from people with mental health problems was produced by the Department of Health and Social Security (1976) and the Confederation of Health Service Employees (1977). The issues raised were in relation to physical violence in inpatient psychiatric units, and the concerns of the Confederation of Health Service Employees were about how their members needed greater recognition for, and protection from, such violence. In social care work in the community, the effects of violence to staff came later in the 1980s (Brown et al., 1986).

Holmes and colleagues (2012) concluded that the consequences of workplace violence for individuals were far-reaching and included absenteeism related to illness, injury and disability, staff turnover, decreased productivity, decreased satisfaction at work, and decreased staff commitment to work.

Physical injury as a result of assault by a service user can be serious, including injuries such as head, back, facial and eye injuries, broken bones, sprains, cuts, grazes and scratches. A review of multiple previous research studies estimated that 26% of violent incidents resulted in mild, 11% in moderate and 6% in serious injuries (Bowers et al., 2011b). A similar review of the psychological impact of violence found by previous research reported that the 3 most common responses to injury were anger, fear and guilt (self-blame and shame) (Needham et al., 2005). The fear can generalise into avoidance of the service user who has been violent or aggressive (Needham et al., 2005), or all service users, and some victims report persistent ruminations and intrusive thoughts about the incident, with symptoms severe enough to be classified as post-traumatic stress disorder.

### *Staff in the hospital*

On any psychiatric ward a proportion of the staff's time is taken up with protecting service users from each other via the identification and protection of the vulnerable, general supervision of the environment and rapid response to any noise or cry for help, among other strategies. In addition, service users may also become involved in trying to defuse and deal with violence and aggression between service users, and between service users and staff. A proportion of the injuries that occur in staff happen during the breaking up of fights between service users, for example, but staff may also be assaulted unpredictably as service users respond to the symptoms they experience, or as a consequence of confrontations about leaving the ward, medical treatment or other issues (Nicholls et al., 2009). Staff also have to physically intervene to stop service users injuring themselves or trying to leave the ward, sometimes eliciting an aggressive response. Most assaults and aggression against staff – and by service users on other service users – are thankfully minor, but they can occasionally be severe. Every year several hundred injuries on staff are officially

reported to the Health and Safety Executive by psychiatric hospitals as resulting in periods of sickness lasting 5 or more days. As a consequence of physical and/or psychological injuries, staff may leave psychiatry to work elsewhere. Verbal aggression to staff is extremely common and takes the form of abuse, shouting, threats, racism and generalised anger (Stewart & Bowers, 2013). Verbal aggression can have a profound psychological impact (Stone et al., 2010), affect performance and functioning (Uzun, 2003) and is the particular form of aggression that is associated with low staff morale (Bowers et al., 2009; Sprigg et al., 2007).

### *Staff in the community*

Violence and aggression to staff in the community is less well documented and reported. While rates among NHS community teams are lower than those experienced by staff in hospital, the consequences are the same when assaults do occur. In England, since the early 1980s, 9 social work and social care staff have died as a result of violence from service users. The majority of those killed worked in mental health or child protection. Rates of assault experienced by staff working in supported accommodation run by a range of charities and private companies are unknown.

### *Personal consequences*

Violent behaviour associated with a mental health problem is a criterion for admission to hospital, compulsory admission under the Mental Health Act ([1983](#), amended [1995](#) and [2007](#)) (HMSO, 1983; HMSO, 1995; HMSO, 2007), transfer or admission into more secure settings such as psychiatric intensive care or forensic services, and the use of severe containment methods such as manual restraint, rapid tranquillisation and seclusion. All things being equal, service users who exhibit violent behaviour will therefore experience more frequent admissions, more compulsory admissions, to greater security settings, for longer lengths of stay, with more restrictions on their liberty, greater coercion and higher doses of medication. Because violent behaviour is a criterion for exclusion from shared accommodation and social activities, service users who behave violently are likely to experience more accommodation instability and change, reduced social networks, social support and be more isolated. They may also have impaired access to mental health services in the community and, for safety reasons, home visits may be avoided and all appointments offered at clinics where the backup of other staff is available. Violent behaviour is therefore problematic for the person concerned and is likely to have a negative impact on their quality of life.

### *Relatives, carers and social networks*

Where the risk of violence does exist, family members, carers and those in close contact with the individual concerned are most likely to be injured. Major injuries and deaths are rare, but the number of minor assaults is unknown as they may never be reported to the police or to anyone else. Living with a potentially violent person can lead to the family member or carer becoming severely stressed or developing a mental health problem. Alternatively, if the person concerned is living

independently, relatives may withdraw, cease support or stop visiting if they are regularly faced with abusive and aggressive behaviour.

### *Other service users*

People who share a ward with a potentially violent service user are also at risk of physical and psychological harm. Most aggression is directed at staff who are in positions of power, control access to desirable resources and discharge from the ward, and who may impose unwanted treatment. However, living in close proximity with others whose violence is unpredictable coupled with the service user's own psychiatric symptoms does place them at risk. Very occasionally that risk is severe and deaths have been reported. Minor assaults and injuries are regrettably more common, and approximately 20% of violent incidents on psychiatric wards are between service users (Daffern et al., 2006; Foster et al., 2007). The research literature tends to focus on consequences for staff in terms of physical injury and psychological distress, with service user outcomes seldom mentioned or studied. However, the consequences of an assault on people who already have a mental health problem may be considered to be negative, possibly hindering their recovery. It is known that inpatients are at times fearful and frightened of each other, leading to a range of avoidant behaviours that are employed to maintain distance from other service users who are regarded as having violent propensities (Quirk et al., 2004). Bullying between service users has also been reported (Ireland, 2006) as has sexual aggression. The move to single sex wards in UK psychiatry in recent years has been largely in response to a desire to protect female service users from unwanted or aggressive sexual advances from male service users (Department of Health, 2003). The consequences of unwanted sexual advances, harassment, bullying or assault are acknowledged as impeding the treatment and recovery of service users subjected to such behaviours, besides such incidents being extremely unpleasant in their own right.

### *Societal*

Violent behaviour by people with a mental health problem is rare and only carried out by a small minority. However, it looms large in the public estimation (Bowen & Lovell, 2013; Thornicroft et al., 2007), adding to the stigma, fear and exclusion faced by this population. As such, the impact of violent behaviours is far bigger than the actual scope of the problem because it corrodes trust between people and makes it more difficult for the mentally ill to reveal their situation and to seek or obtain social support from others.

### *Dealing with the consequences*

From the above discussion, it can be seen that violence and aggression have consequences for staff, service users and their families, carers and significant others, and the relationships between these people.

The consequences of violence and aggression cannot be dealt with unless incidents are reported and unless those reporting them feel they will benefit from doing so. Staff working in health and social care may not report incidents because they believe

that they will not be dealt with sympathetically and are worried that they will be viewed negatively by colleagues and managers (Holmes et al., 2012).

Harris and Leather (2011) found in their research with social work and social care staff that as exposure to service user violence increased, so did reporting of stress symptoms and reduction in job satisfaction. Harris and Leather also found that fear or feeling vulnerable was an important consequence of exposure to violence and aggression; the same consequences of fear and feeling vulnerable can also occur in service users.

Ilkiw-Lavalle and Grenyer (2003), in a study on differences between service user and staff perceptions of aggression in mental health units, found that staff often perceived service users' illness as the cause of aggression, while service users perceived illness, interpersonal and environmental factors as having equal responsibility for their aggression. Such attributions from staff are important in how they will respond to incidents, and this will therefore affect their need for support post-incident in order for them to deal effectively and fairly with the consequences for themselves, service users, staff and others (Paterson et al., 2014).

Shapland and colleagues (1985) found that there were special considerations for victims of violence at work. Where staff could depend on supportive work colleagues and managers, and were employed by an organisation that proactively offered support, staff were more able to overcome the negative effects of violence at work.

The need for support depends on several factors:

- The nature of the emotional and/or physical effects on the individual victim.
- The effects on professional and/or personal life for the individual victim (see Holmes and colleagues, 2012).
- How the victim's views about the nature and causes of the violence might affect their approaches to that service user, and possibly other service users.
- The individuals' experiences of support in dealing with the consequences.
- Service users also have a need for agencies and staff groups to recognise that they, too, are affected and take measures to make them be and feel safe (Holmes et al 2012).

## **2.7 CURRENT MANAGEMENT OF VIOLENCE AND AGGRESSION IN THE NHS**

Given the risks posed by violent behaviour in mental health, health and community settings, all trusts have policies for its prevention and management. These policies can be wide ranging and are often directed at other primary goals, but also have secondary beneficial impacts on reduction of violent incident rates, reductions in their severity when they do occur and amelioration of their outcomes. For example, prompt and effective psychiatric treatment resolves acute symptoms and, because

symptoms can be linked to violent behaviour, this constitutes one way that incidents are reduced. Within forensic settings, specific psychotherapies may be available to help people reduce their own capacity to act in a violent way. Buildings and wards are sometimes designed with the possibility of violent behaviour in mind, so in many areas, and especially in forensic or psychiatric intensive care settings, buildings are made out of stronger materials. Doors and furniture may be more robustly constructed, windows are fitted with stronger or safety glass, and living areas are designed in a way to maximise observation and supervision so that violent incidents can be quickly identified and responded to. Service users are searched for weapons on admission to hospital, and a number of items that could be used as weapons are banned from being brought onto the wards. As an aid to observation, closed-circuit television (CCTV) may be fitted in public areas and a variety of alarm systems may be fitted, from wall-mounted buttons to personal alarms for staff that quickly identify where an incident is taking place. These measures are accompanied by policies dictating their use and procedures as to who responds and takes control. In most psychiatric hospitals, if weapons are involved or the situation is beyond the capacity of staff to manage, the police may be called to manage the situation.

Within psychiatric hospitals, the main professional group that manages violent incidents (and who are most likely to be victims) are mental health nurses and healthcare assistants. The basic training of mental health nurses includes instruction on the causes of aggression, good communication skills and non-confrontational practice. During their training, nurses learn how to quickly establish and strengthen good relationships with service users, and these act as a safeguard against violence to staff, or aid in the de-escalation and management of agitated and violent behaviour. De-escalation or defusion refers to talking with an angry or agitated service user in such a way that violence is averted and the person regains a sense of calm and self-control. Most potential occurrences of violence are averted in this way, especially when there is some warning that they are about to occur, such as raised voices and abusive language. Of course some instances of violent attack occur suddenly and apparently 'out of the blue', and these are more difficult to prevent. All NHS psychiatric services provide additional training to their staff, especially those working in inpatient areas, in the prevention and management of violence. Such training typically (but not always) consists of 5 days with subsequent annual refresher courses, contains instruction on de-escalation, breakaway techniques and manual restraint, and is provided by an in-house training team. Where such training is commissioned from external private providers, a plethora of courses exists with different content. In-house courses are often linked to private providers via 'train the trainer' schemes. There are no detailed national guidelines on the content of violence management courses or on the specific physical techniques that are taught, and there are no standards, quality control processes or accreditation procedures for the courses concerned, whether provided in house or by external providers.

If an actively violent service user cannot be verbally calmed and is judged likely to imminently assault another, they will be manually restrained by suitably trained nurses and healthcare assistants. Such manual restraint is aimed at securely holding

the person so that they cannot strike out or hurt others, so that they are not injured themselves and so that attempts to verbally engage with them can continue. Such holds can be slowly released when the person is emotionally calmed and can negotiate about their behaviour. If a state of calm cannot be immediately achieved, sedating medication may be offered by mouth or given by injection without the person's consent (rapid tranquillisation). If these efforts fail, the service user may be secluded in a specially constructed room, although not all hospitals have these. Additionally or alternatively, as the person becomes calmer, they may be asked to stay away from other service users by remaining in their own bedroom or other area (but without the door being locked), or be placed on some form of special psychiatric observation to facilitate early intervention if the violent behaviour seems likely to recur. Further changes to the person's regular medication regime may occur following a violent incident in an effort to prevent recurrence. Debriefing of the staff team and service user involved may also occur in an effort to learn from the incident and plan, so as to prevent the chance of a repetition. All these procedures are variously guided by a trust's policies and training provision for staff.

It is important to note that the nature and extent to which violence and aggression is experienced in the NHS varies greatly with the setting. The experience and hence the management of such incidents will differ between community and hospital environments. The interface with non-NHS agencies (such as the police, the courts and social services) has a role to play, and these links are well developed in some settings. Within the NHS hospital setting, there are particular areas that are better developed (by virtue of their philosophy of care, skills mix and clinical experience) to therapeutically manage acute or sustained risk of violence and aggression in the context of mental or physical health problem. These include emergency departments linked to general medical hospitals, psychiatric intensive care units within the acute inpatient psychiatric care pathway and forensic psychiatric inpatient facilities.

## **2.8 PREDICTING THE RISK OF VIOLENCE AND AGGRESSION AND THE CULTURE OF THE NHS**

The prediction of the risk of violence and aggression by service users in mental health, health and community settings is challenging in a number of ways. The key challenges include the lack of definition of what is being predicted, over what time-frame and in which context. Intuitively, the clinical tools required to predict imminent or short-term violence and aggression would be different by some degree to those utilised in the prediction of medium to longer-term violence or aggression. Furthermore, the heterogeneity in clinical populations where violence and aggression is exhibited seriously hinders the reliability and validity of specific clinical tools; there is no broad clinical assessment tool that can be applied in all circumstances where violence and aggression needs to be predicted.

Clinicians in the healthcare system have a duty to protect service users (both as potential perpetrators of violence and aggression, and as the victims of such acts), to protect healthcare and other professionals (which includes the attending clinician's personal safety), and to protect the wider public. Such duties are explicit in most

professional codes of practice and are most apparent in the codes that regulate the practice of medical doctors and nursing staff.

In this guidance, the prediction of violence and aggression relates to that which is felt to be imminent or occurring in the very short-term; that is, within minutes or up to 72 hours. The fundamentals of predicting the risk of violence and aggression are driven by the best available psychiatric assessment of the person. Comprehensive assessment, which includes a psychiatric history, a mental state examination and an assessment of physical health, leading to clinical and risk formulations, will usually be difficult to achieve in acute clinical scenarios, and much of the clinical and risk information may not be readily available at the outset.

The assessment is an iterative and dynamic process that should lead to responsive changes in the clinical and risk management plan. Particular significance is attached to a past history of violence and aggression because past behaviour is a guide to future presentation. The impact of mental health problems, physical health problems, personality disorders, substance-use disorders, social impairment and cultural factors should be considered within the health or social care framework so as to understand the aetiology of the person's violent or aggressive presentation.

The approach described in the preceding paragraph is essentially that of unstructured clinical assessment. Although it suffers with low reliability, it is operator dependent and the reliability and validity are likely to be improved when it is used by more experienced and skilled clinicians. There is some evidence to support the notion that in the case of predicting inpatient aggression in acutely unwell service users, short-term clinical assessment can be useful (McNiel & Binder, 1991; McNiel & Binder, 1995).

There are 2 other types of violence-related risk assessment: actuarial risk assessments and structured clinical judgements.

Actuarial risk assessments use quantifiable predictor variables based on empirical research (often derived of an actual patient dataset, which ultimately limits their generalisability); they aim to provide a quantifiable value to the outcome in question. For the purposes of this discussion, the outcome in question would be the probability of violence or aggression occurring in the short-term.

Structured clinical judgements are an amalgam of the clinical assessment approach and the actuarial approach. Risk factors derived from a broad literature review are rated by the assessor using multiple sources of clinical information.

A number of violence-related risk assessment tools are currently available and some are in general use in specified clinical settings. These include:

- Brøset Violence Checklist (BVC) (Almvik et al., 2000)
- Classification of Violence Risk (COVR) (Monahan et al., 2006)



- Dynamic Appraisal of Situational Aggression (DASA) (Ogloff & Daffern, 2006)
- Historical Clinical and Risk Management – 20 items (HCR-20) (Douglas et al., 2013)
- Iterative Classification Tree (Monahan et al., 2000)
- Modified OAS (Sorgi et al., 1991)
- Nurse Observed Illness Intensity Scale (Bowers et al., 2011a)
- OAS – Modified (Coccaro et al., 1991)
- OAS (Yudofsky et al., 1986)
- Psychopathy Checklist – Revised (Hare, 2003)
- Short-Term Assessment of Risk and Treatability (Nicholls et al., 2006; Webster et al., 2009; Webster et al., 2006)
- Staff Observation Aggression Rating Scale – Revised (SOAS-R) (Nijman et al., 1999)
- Violence Risk – 10 items (Roaldset et al., 2011)
- Violence Risk Appraisal Guide (Quinsey et al., 2005)
- Violence Screening Checklist (McNiel & Binder, 1994).

Current clinical wisdom is that many of the available risk assessment instruments that predict future violence are broadly similar in their somewhat moderate predictive efficacies (Yang et al., 2010). The risk assessment tools listed above cover a wide variety of clinical settings, and most progress has probably been made in the area of forensic psychiatry. The majority of the risk assessment tools focus on medium- to long-term risk. A few have some emerging evidence base for their applicability to the prediction of violence and aggression in the short term and in non-forensic settings.

Any method that is to predict violence and aggression in the healthcare setting needs to look further than just patient-related factors. Patient-related factors are often well covered in clinical assessments and in violence-related risk assessment tools. Other areas requiring consideration include: staff-related factors (staff experience and training, role clarity); service-related factors (staff-patient ratios; the physical fabric of the ward, the philosophy of care and the ‘atmosphere’ of the clinical setting, multidisciplinary and multiagency input); and organisational factors (the culture of the organisation shaping the engagement philosophy between service users and staff). These non-patient-related factors are just a few examples, but they serve to illustrate the multitude of factors that can potentially shape the expression of violence and aggression. The knowledge and understanding of such factors by staff in more secure settings, such as PICU or forensic psychiatric services, is well described by the model of relational security (Department of Health, 2010). In terms of prediction, with its aim to better manage and reduce violence and aggression, these areas are probably of equal relevance to the direct patient-related factors.

The problem of aggression and violence seems to be endemic in the healthcare sector. The background literature is equivocal and the prediction of violence and aggression is an area of ongoing debate and research. Good clinical teams will make

ongoing clinical and risk assessments (with or without the benefit of a violence-related risk assessment tool), and have quite a low threshold when considering a service user to be at high risk of violence or aggression. The low threshold usually leads to the use of clinical measures to prevent or manage the behaviour in the least restrictive and most therapeutic manner possible. Therefore, one argument is that good clinical management should lead to false positive predictions of violence and aggression, where it is predicted that violent and aggressive behaviour will occur but it does not (Steinert, 2006). With this in mind, the very purpose of risk assessment can be brought into question: is the purpose to predict violence or to intervene to prevent violence? The 2 outcomes would seem to require different instruments; the latter would be based in more of a formulation approach to identify relevant factors that may incite violence in a particular service user, rather than estimate how likely that person is to be violent in the future. Clinicians may be well advised to consider a formulation-based approach that facilitates the prevention and management of aggression and violence, as opposed to an over-reliance on purely predictive methods.

## **2.9 ECONOMIC COSTS OF VIOLENCE AND AGGRESSION TO THE NHS**

Due to the complex determinants and broad manifestations of violence and aggression, its full economic impact is difficult to measure and, to date, no formal attempt has been made to quantify this for the UK.

Violence and aggression in the context of mental health issues is associated with a range of negative consequences, which may be broadly grouped into costs to individuals and costs to the UK health service. Incidents of violence and aggression may result in physical pain, stress, loss of confidence and other psychological problems. These personal costs accrue to the individuals at the centre of the episode, to other staff and fellow service users.

The wider health and social care system incurs the costs associated with secure care for service users, staff absence, legal services, extra training costs, NHS trust liabilities, compensation, ill-health retirements, staff replacement costs, counselling, and a myriad of retention and recruitment issues.

Combining data from the NHS protect physical assault statistics with health body declarations of staff, NHS Protect (NHS Protect, 2009; NHS Protect, 2010; NHS Protect, 2011; NHS Protect, 2012; NHS Protect, 2013) reported that there were an average of 188 assaults per 1000 staff per year in mental health/learning disability trusts. There was a wide variation between the numbers of reported incidents in the different sectors with an average of 36 assaults per 1000 staff reported in the ambulance sector, 19 per 1000 staff reported in the acute sector and 16 per 1000 in the community care sector.

Furthermore, the same report suggested that incidents of assaults across all sectors may be increasing with 44.4 incidents per 1000 staff in 2008/09 rising to 53 incidents

per 1000 in 2012/13. This trend has the opposite direction in mental health and learning disabilities trusts with incidents falling from 193.9 per 1000 to 188 per 1000 between the same periods. Apparent trends in this data should be interpreted with caution because changes in populations, service provision health body amalgamations and reporting culture may all affect published figures.

Another report from the Wales Audit Office (Colman et al., 2005) supports the finding of increased incidents of violence and aggression in mental health services. In 2003–04 in Wales, most ‘generic’ incidents of violence took place in mental health settings, with 1790 such incidents representing 22% of all violent incidents in the country during that period. Incidents of violence and aggression also varied according to service area within mental health services. Violent and aggressive incidents are the third biggest cause of workplace injuries in the health and social care sector, as reported to the [Reporting of Injuries, Diseases and Dangerous Occurrences Regulations](#).

To estimate the healthcare costs associated with incidents of violence, Flood and colleagues (2008) collected 6 months’ of incident data from a sample of 136 acute psychiatric wards in England and combined these with end-of-shift reports from nurses in 15 wards to estimate the resource use per violent event. The cost calculation only accounted for the payment of identified staff and medication costs and as such does not observe fixed costs such as specialised facilities. The outputs of this analysis are estimates for the mean cost of violent incidents for individual psychiatric wards and for England as a whole. According to these authors, the annual cost in England of physical assaults is £5.3 million (2013/2014 prices), of aggression to objects is £3.7 million and of verbal abuse is £11.5 million. The analysis also estimated the costs associated with various containment strategies. In dealing with incidents, the use of general ‘as required’ medication was estimated to cost £8.6 million annually, with intramuscular (IM) medication in particular costing a further £3.9 million. Furthermore, transferring care to psychiatric intensive care services was estimated to cost £1.1 million and seclusion £2.2 million per year. Intermittent observation was estimated to cost £49.3 million and constant special observation £38.5 million per year. Manual restraint was estimated to cost £6.1 million and time out £1.3 million per year.

In terms of individual psychiatric wards, the work of Flood and colleagues (2008) estimates that approximately £270,000 of nursing cost per ward per year is associated with the management of violence and aggression. That is, more than one-third of the estimated total nursing cost (£736,000) per ward per year is connected with managing violence and aggression.

Although the currently available estimates of the costs of violence and aggression suggest substantial impact, these estimates remain inherently conservative due to the difficulty of measuring system-wide costs associated with incidents of violence and aggression. That the true costs are likely to be even greater emphasises the need to ensure efficient use of health and social care resources to deal with incidents of

violence and aggression in a manner that maximises safety, quality and value for service users, carers and society in general.

# 3 METHODS USED TO DEVELOP THIS GUIDELINE

## 3.1 OVERVIEW

The development of this guideline followed [The Guidelines Manual](#) (NICE, 2012). A team of health and social care professionals, a police representative, lay representatives and technical experts known as the Guideline Development Group (GDG), with support from the NCCMH staff, undertook the development of a person-centred, evidence-based guideline. There are 7 basic steps in the process of developing a guideline:

- Define the scope, which lays out exactly what will be included (and excluded) in the guidance.
- Define review questions that cover all areas specified in the scope.
- Develop a review protocol for each systematic review, specifying the search strategy and method of evidence synthesis for each review question.
- Synthesise data retrieved, guided by the review protocols.
- Produce evidence profiles and summaries using GRADE system.
- Consider the implications of the research findings for clinical practice and reach consensus decisions on areas where evidence is not found.
- Answer review questions with evidence-based recommendations for clinical practice.

The clinical practice recommendations made by the GDG are therefore derived from the most up-to-date and robust evidence for the clinical and cost effectiveness of the interventions and services covered in the scope. Where evidence was not found or was inconclusive, the GDG discussed and attempted to reach consensus on what should be recommended, factoring in any relevant issues. In addition, to ensure a service user and carer focus, the concerns of service users and carers regarding health and social care have been highlighted and addressed by recommendations agreed by the whole GDG.

## 3.2 THE SCOPE

Clinical guideline topics are referred from the Department of Health or the NHS Commissioning Board and the letter of referral defines the remit, which defines the main areas to be covered; see [The Guidelines Manual](#) (NICE, 2012) for further information. The NCCMH developed a scope for the guideline based on the remit (see Appendix 1). The purpose of the scope is to:

- provide an overview of what the guideline will include and exclude
- identify the key aspects of care that must be included

- set the boundaries of the development work and provide a clear framework to enable work to stay within the priorities agreed by NICE and the National Collaborating Centre, and the remit from the Department of Health
- inform the development of the review questions and search strategy
- inform professionals and the public about expected content of the guideline
- keep the guideline to a reasonable size to ensure that its development can be carried out within the allocated period.

An initial draft of the scope was sent to registered stakeholders who had agreed to attend a scoping workshop. The workshop was used to:

- obtain feedback on the selected key clinical issues
- identify which population subgroups should be specified (if any)
- seek views on the composition of the GDG
- encourage applications for GDG membership.

The draft scope was subject to consultation with registered stakeholders over a 4-week period. During the consultation period, the scope was posted on the [NICE website](#). Comments were invited from stakeholder organisations The NCCMH and NICE reviewed the scope in light of comments received, and the revised scope was signed off by NICE.

### **3.3 THE GUIDELINE DEVELOPMENT GROUP**

During the scope consultation phase, members of the GDG were appointed by an open recruitment process. GDG membership consisted of: professionals in psychiatry, clinical psychology, nursing, social work, general practice and policing; academic experts in psychiatry and psychology; and service users and carers. The guideline development process was supported by staff from the NCCMH, who undertook the clinical and health economic literature searches, reviewed and presented the evidence to the GDG, managed the process and contributed to drafting the guideline.

#### **3.3.1 Guideline Development Group meetings**

Thirteen GDG meetings were held between 22 March 2013 and 20 January 2015. During each day-long GDG meeting, in a plenary session, review questions and clinical and economic evidence were reviewed and assessed, and recommendations formulated. At each meeting, all GDG members declared any potential conflicts of interest (see Appendix 2), and service user and carer concerns were routinely discussed as a standing agenda item.

#### **3.3.2 Service users and carers**

Individuals with direct experience of services gave an integral service-user focus to the GDG and the guideline. The GDG included 4 service users and carers. They contributed as full GDG members to writing the review questions, providing advice on outcomes most relevant to service users and carers, helping to ensure that the

evidence addressed their views and preferences, highlighting sensitive issues and terminology relevant to the guideline, and bringing service user research to the attention of the GDG. In drafting the guideline, they contributed significantly to writing the guideline's introduction and identified recommendations from the service user and carer perspective.

### 3.3.3 National and international experts

National and international experts in the area under review were identified through the literature search and through the experience of the GDG members. These experts were contacted to identify unpublished or soon-to-be published studies, to ensure that up-to-date evidence was included in the development of the guideline. They informed the GDG about completed trials at the pre-publication stage, systematic reviews in the process of being published, studies relating to the cost effectiveness of treatment and trial data if the GDG could be provided with full access to the complete trial report. Appendix 4 lists researchers who were contacted.

## 3.4 REVIEW PROTOCOLS

Review questions drafted during the scoping phase were discussed by the GDG at the first few meetings and amended as necessary. The review questions were used as the starting point for developing review protocols for each systematic review (described in more detail below). Where appropriate, the review questions were refined once the evidence had been searched and, where necessary, subquestions were generated. The final list of review questions can be found in Appendix 5.

For questions about interventions, the PICO (Population, Intervention, Comparison and Outcome) framework was used to structure each question (see Table 1).

**Table 1: Features of a well-formulated question on the effectiveness of an intervention – PICO**

<b>Population</b>	Which population of service users are we interested in? How can they be best described? Are there subgroups that need to be considered?
<b>Intervention</b>	Which intervention, treatment or approach should be used?
<b>Comparison</b>	What is/are the main alternative/s to compare with the intervention?
<b>Outcome</b>	What is really important for the service user? Which outcomes should be considered: intermediate or short-term measures; mortality; morbidity and treatment complications; rates of relapse; late morbidity and readmission; return to work, physical and social functioning and other measures such as quality of life; general health status?

Questions relating to diagnosis or case identification do not involve an intervention designed to treat a particular condition, and therefore the PICO framework was not used. Rather, the questions were designed to pick up key issues specifically relevant to clinical utility, for example their accuracy, reliability, safety and acceptability to the service user.

In some situations, the prognosis of a particular condition is of fundamental importance, over and above its general significance in relation to specific interventions. Areas where this is particularly likely to occur relate to assessment of risk, for example in terms of behaviour modification or screening and early intervention. In addition, review questions related to issues of service delivery are occasionally specified in the remit from the Department of Health. In these cases, appropriate review questions were developed to be clear and concise.

Where review questions about service user experience were specified in the scope, the SPICE (Setting, Perspective, Intervention, Comparison, Evaluation) format was used to structure the questions (Table 2).

**Table 2: Features of a well-formulated question about the experience of care (qualitative evidence) - SPICE**

<b>Setting</b>	Where? In what context?
<b>Perspective</b>	For who?
<b>Intervention (phenomenon of interest):</b>	Which intervention/interest should be included?
<b>Comparison:</b>	What?
<b>Evaluation:</b>	How well? What result?
<i>Note.</i> Adapted from Booth (2003).	

For each topic, addressed by 1 or more review questions, a review protocol was drafted by the technical team using a standardised template (based on [PROSPERO](#)). After a protocol was finalised by the GDG, registration on the PROSPERO website was performed for those likely to be published in peer-reviewed journals. All protocols are included in Appendix 9.

To help facilitate the literature review, a note was made of the best study design type to answer each question. There are 4 main types of review question of relevance to NICE guidelines. These are listed in Table 3. For each type of question, the best primary study design varies, where ‘best’ is interpreted as ‘least likely to give misleading answers to the question’. For questions about the effectiveness of interventions, where RCTs were not available, the review of other types of evidence was pursued only if there was reason to believe that it would help the GDG to formulate a recommendation.

However, in all cases, a well-conducted systematic review (of the appropriate type of study) is likely to always yield a better answer than a single study.

**Table 3: Best study design to answer each type of question**

Type of question	Best primary study design
------------------	---------------------------



Effectiveness or other impact of an intervention	RCT; other studies that may be considered in the absence of RCTs are the following: internally/externally controlled before and after trial, interrupted time-series
Accuracy of information (for example, risk factor, test, prediction rule)	Comparing the information against a valid gold standard in an RCT or inception cohort study
Rates (of disease, service user experience, rare side effects)	Prospective cohort, registry, cross-sectional study
Experience of care	Qualitative research (for example, grounded theory, ethnographic research)

## 3.5 CLINICAL REVIEW METHODS

The aim of the clinical literature review was to systematically identify and synthesise relevant evidence from the literature in order to answer the specific review questions developed by the GDG. Thus, clinical practice recommendations are evidence-based, where possible, and, if evidence is not available, informal consensus methods are used to try and reach general agreement between GDG members (see section 3.5.6) and the need for future research is specified.

### 3.5.1 The search process

#### *Scoping searches*

A broad preliminary search of clinical guidelines, Health Technology Assessment (HTA) reports, key systematic reviews and RCTs was undertaken in early 2013 to obtain an overview of the issues likely to be covered by the scope, and to help define key areas.

#### *Systematic literature searches*

After the scope was finalised, a systematic search strategy was developed to locate as much relevant evidence as possible. The balance between sensitivity (the power to identify all studies on a particular topic) and specificity (the ability to exclude irrelevant studies from the results) was carefully considered, and a decision made to utilise a broad approach to searching to maximise retrieval of evidence to all parts of the guideline. Searches were restricted to certain study designs if specified in the review protocol, and conducted in the following databases:

- Cochrane Database of Abstracts of Reviews of Effects
- Cochrane Database of Systematic Reviews (CDSR)
- Cochrane Central Register of Controlled Trials (CENTRAL)
- Excerpta Medica Database (Embase)
- HTA database (technology assessments)
- Medical Literature Analysis and Retrieval System Online (MEDLINE)/MEDLINE In-Process
- Psychological Information Database (PsycINFO).

The search strategies were initially developed for MEDLINE before being translated for use in other databases/interfaces. Strategies were built up through a number of trial searches and discussions of the results of the searches with the review team and GDG to ensure that all possible relevant search terms were covered. To assure comprehensive coverage, search terms for the guideline topic were kept purposely broad to help counter dissimilarities in database indexing practices and thesaurus terms, and imprecise reporting of study populations by authors in the titles and abstracts of records. Full details of the search strategies and filters used for the systematic review of clinical evidence are provided in Appendix 10.

### *Reference management*

Citations from each search were downloaded into reference management software and duplicates removed. Records were then screened against the eligibility criteria of the reviews before being appraised for methodological quality (see below). The unfiltered search results were saved and retained for future potential re-analysis to help keep the process both replicable and transparent.

### *Search filters*

To aid retrieval of relevant and sound studies, filters were used to limit a number of searches to specific study designs. The search filters for systematic reviews and RCTs are adaptations of filters designed by the Health Information Research Unit of McMaster University. The observational and qualitative research filters were developed in-house. Each filter comprises index terms relating to the study type(s) and associated textwords for the methodological description of the design(s).

### *Date and language*

Systematic database searches were initially conducted in May 2013 up to the most recent searchable date. Search updates were generated on a 6-monthly basis, with the final re-runs carried out in August 2014 ahead of the guideline consultation. After this point, studies were only included if they were judged by the GDG to be exceptional (for example, if the evidence was likely to change a recommendation).

Although no language restrictions were applied at the searching stage, foreign language papers were not requested or reviewed unless they were of particular importance to a review question.

### *Other search methods*

Other search methods involved: (a) scanning the reference lists of all eligible publications (systematic reviews, stakeholder evidence and included studies) for more published reports and citations of unpublished research; (b) asking the GDG; (c) conducting searches in [ClinicalTrials.gov](http://ClinicalTrials.gov) for unpublished trial reports; (d) contacting included study authors for unpublished or incomplete datasets.

### *Study selection and assessment of methodological quality*

All primary-level studies included after the first scan of citations were acquired in full and re-evaluated for eligibility at the time they were being entered into the study information database. More specific eligibility criteria were developed for each review question and are described in the relevant clinical evidence chapters. Eligible systematic reviews and primary-level studies were critically appraised for methodological quality (risk of bias) using a checklist; see [The Guidelines Manual](#) (NICE, 2012) for templates. The eligibility of each study was confirmed by at least 1 member of the GDG.

### *Unpublished evidence*

The GDG used a number of criteria when deciding whether or not to accept unpublished data. First, the evidence must have been accompanied by a trial report containing sufficient detail to properly assess risk of bias. Second, the evidence must have been submitted with the understanding that data from the study and a summary of the study's characteristics would be published in the full guideline. Therefore, in most circumstances the GDG did not accept evidence submitted 'in confidence'. However, the GDG recognised that unpublished evidence submitted by investigators might later be retracted by those investigators if the inclusion of such data would jeopardise publication of their research.

## **3.5.2 Data extraction**

### *Quantitative analysis*

Study characteristics, aspects of methodological quality and outcome data were extracted from all eligible studies using an Excel template.

In most circumstances, for a given outcome (continuous and dichotomous), where more than 50% of the number randomised to any group were missing or incomplete, the study results were excluded from the analysis (except for the outcome 'leaving the study early', in which case the denominator was the number randomised).

Where there were limited data for a particular review, the 50% rule was not applied. In these circumstances the evidence was downgraded (see section 3.5.4).

Where possible, outcome data from an intention-to-treat analysis (that is, a 'once-randomised-always-analyse' basis) were used. Where intention-to-treat analysis had not been used or there were missing data, the effect size for dichotomous outcomes were recalculated using best-case and worse-case scenarios. Where conclusions varied between scenarios, the evidence was downgraded (see section 3.5.4).

Where some of the studies failed to report standard deviations (for a continuous outcome), and where an estimate of the variance could not be computed from other reported data or obtained from the study author, the following approach was taken<sup>1</sup>. When the number of studies with missing standard deviations was less than one-

---

<sup>1</sup> Based on the approach suggested by Furukawa and colleagues (2006).

third and when the total number of studies was at least 10, the pooled standard deviation was imputed (calculated from all the other studies in the same meta-analysis that used the same version of the outcome measure). In this case, the appropriateness of the imputation was assessed by comparing the standardised mean differences (SMDs) of those trials that had reported standard deviations against the hypothetical SMDs of the same trials based on the imputed standard deviations. If they converged, the meta-analytical results were considered to be reliable. When the conditions above could not be met, standard deviations were taken from another related systematic review (if available). In this case, the results were considered to be less reliable.

Consultation with another reviewer or members of the GDG was used to overcome difficulties with coding. Data extracted by 1 reviewer was checked by a second reviewer. Disagreements were resolved through discussion. Where consensus could not be reached, a third reviewer or GDG members resolved the disagreement. Masked assessment (that is, blind to the journal where the article was published, to the authors, to the institution and to the magnitude of the effect) was not used because it is unclear whether such masking reduces bias (Berlin, 1997; Jadad et al., 1996).

### **3.5.3 Evidence synthesis**

The method used to synthesise evidence depended on the review question and availability and type of evidence (see Appendix 6 for full details). Briefly, for questions about test accuracy, bivariate test accuracy meta-analysis was conducted where appropriate. For questions about the effectiveness of interventions, standard meta-analysis was used, otherwise narrative methods were used with clinical advice from the GDG. In the absence of high-quality research, an informal consensus process was used (see 3.5.6).

### **3.5.4 Grading the quality of evidence**

For questions about the effectiveness of interventions, the [GRADE](#) approach was used to grade the quality of evidence for each outcome (Guyatt et al., 2011). For questions about the experience of care and risk assessment and prediction, methodology checklists (see section 3.5.1) were used to assess the risk of bias, and this information was taken into account when interpreting the evidence. The technical team drafted GRADE evidence profiles (see below) using GRADEprofiler (GRADEpro) software (Version 3.6), following advice set out in the GRADE handbook (Schünemann et al., 2009).

#### *Evidence profiles*

A GRADE evidence profile was used to summarise both the quality of the evidence and the results of the evidence synthesis for each 'critical' and 'important' outcome (see Table 4 for an example of an evidence profile). The GDG made the final decision about the importance of each outcome by informal consensus, and this information was recorded in the review protocol. The GRADE approach is based on a sequential

assessment of the quality of evidence, followed by judgment about the balance between desirable and undesirable effects, and subsequent decision about the strength of a recommendation.

Within the GRADE approach to grading the quality of evidence, the following is used as a starting point:

- RCTs without important limitations provide high-quality evidence
- observational studies without special strengths or important limitations provide low-quality evidence.

For each outcome, quality may be reduced depending on 5 factors: limitations, inconsistency, indirectness, imprecision and publication bias. For the purposes of the guideline, each factor was evaluated using criteria provided in Table 5.

For observational studies without any reasons for down-grading, the quality may be up-graded if there is a large effect, all plausible confounding would reduce the demonstrated effect (or increase the effect if no effect was observed), or there is evidence of a dose-response gradient (details would be provided under the 'other' column).

Each evidence profile includes a summary of findings: number of participants included in each group, an estimate of the magnitude of the effect, and the overall quality of the evidence for each outcome. Under the GRADE approach, the overall quality for each outcome is categorised into 1 of 4 groups (high, moderate, low, very low).

**Table 4: Example of a GRADE evidence profile**

Quality assessment							No. of patients		Effect		Quality	Importance
No. of studies	Design	Risk of bias	Inconsistency	Indirectness	Imprecision	Other considerations	Intervention	Control group	Relative (95% CI)	Absolute		
Outcome 1 (measured with: any valid method; better indicated by lower values)												
2	randomised trials	no serious risk of bias	no serious inconsistency	no serious indirectness	serious <sup>1</sup>	none	47	43	-	SMD 0.20 lower (0.61 lower to 0.21 higher)	MODERATE	CRITICAL
Outcome 2 (measured with: any valid rating scale; better indicated by lower values)												
4	randomised trials	serious <sup>2</sup>	no serious inconsistency	no serious indirectness	serious <sup>1</sup>	none	109	112	-	SMD 0.42 lower (0.69 to 0.16 lower)	LOW	CRITICAL
Outcome 3 (measured with: any valid rating scale; better indicated by lower values)												
26	randomised trials	no serious risk of bias	serious <sup>3</sup>	no serious indirectness	no serious imprecision	none	521/5597 (9.3%)	798/3339 (23.9%)	RR 0.43 (0.36 to 0.51)	136 fewer per 1000 (from 117 fewer to 153 fewer)	MODERATE	CRITICAL
Outcome 4 (measured with: any valid rating scale; better indicated by lower values)												
5	randomised trials	no serious risk of bias	no serious inconsistency	no serious indirectness	no serious imprecision	none	503	485	-	SMD 0.34 lower (0.67 to 0.01 lower)	HIGH	CRITICAL
<p><i>Note.</i>            CI = confidence interval; RR = relative risk/risk ratio; SMD = standardised mean difference.  <sup>1</sup> Optimal information size (for dichotomous outcomes, OIS = 300 events; for continuous outcomes, OIS = 400 participants) not met.  <sup>2</sup> Risk of bias across domains was generally high or unclear.  <sup>3</sup> There is evidence of moderate heterogeneity of study effect sizes.</p>												

**Table 5: Factors that decrease quality of evidence**

Factor	Description	Criteria
Limitations	Methodological quality/risk of bias.	Serious risks across most studies (that reported a particular outcome). The evaluation of risk of bias was made for each study using NICE methodology checklists (see section 3.5.1).
Inconsistency	Unexplained heterogeneity of results.	Moderate or greater heterogeneity (see Appendix 6 for further information about how this was evaluated).
Indirectness	How closely the outcome measures, interventions and participants match those of interest.	If the comparison was indirect, or if the question being addressed by the GDG was substantially different from the available evidence regarding the population, intervention, comparator or an outcome.
Imprecision	Results are imprecise when studies include relatively few patients and few events and thus have wide confidence intervals (CIs) around the estimate of the effect.	If either of the following 2 situations were met: <ul style="list-style-type: none"> <li>the optimal information size (for dichotomous outcomes, OIS = 300 events; for continuous outcomes, OIS = 400 participants) was not achieved</li> <li>the 95% CI around the pooled or best estimate of effect included both (1) no effect and (2) appreciable benefit or appreciable harm.</li> </ul>
Publication bias	Systematic underestimate or an overestimate of the underlying beneficial or harmful effect due to the selective publication of studies.	Evidence of selective publication. This may be detected during the search for evidence, or through statistical analysis of the available evidence.

### 3.5.5 Presenting evidence to the Guideline Development Group

Study characteristics tables and, where appropriate, forest plots generated with Review Manager Version 5.3 (Cochrane Collaboration, 2014) and GRADE summary of findings tables (see below) were presented to the GDG.

Where meta-analysis was not appropriate and/or possible, the reported results from each primary-level study were reported in the study characteristics table and presented to the GDG. The range of effect estimates were included in the GRADE profile, and where appropriate, described narratively.

#### *Summary of findings tables*

Summary of findings tables generated from GRADEpro were used to summarise the evidence for each outcome and the quality of that evidence (see Table 6). The tables provide illustrative comparative risks, especially useful when the baseline risk varies for different groups within the population.

**Table 6: Example of a GRADE summary of findings table**

Outcomes	No. of participants (studies) Follow-up	Quality of the evidence (GRADE)	Relative effect (95% CI)	Anticipated absolute effects	
				Risk with control	Risk difference with intervention (95% CI)
<b>Outcome 1</b>	102 (1 study)	<b>LOW</b> <sup>1,2</sup> due to risk of bias, imprecision	<b>RR 0.89</b> (0.69 to 1.16)	<b>725 per 1000</b>	<b>80 fewer per 1000</b> (from 225 fewer to 116 more)
<b>Outcome 2</b>	101 (1 study)	<b>LOW</b> <sup>1,2</sup> due to risk of bias, imprecision			Outcome 2 was <b>0.60 standard deviations lower</b> (1 to 0.21 lower)
<b>Outcome 3</b>	243 (2 studies)	<b>LOW</b> <sup>1,2</sup> due to risk of bias, imprecision	<b>RR 0.34</b> (0.05 to 2.1)	<b>33 per 1000</b>	<b>21 fewer per 1000</b> (from 31 fewer to 36 more)

*Note.*

The basis for the assumed risk was the median control group risk across studies. The corresponding risk (and its 95% CI) is based on the assumed risk in the comparison group and the relative effect of the intervention (and its 95% CI).

<sup>1</sup> Generally unclear risk of bias and funded by manufacturer.

<sup>2</sup> OIS (for dichotomous outcomes, OIS = 300 events; for continuous outcomes, OIS = 400 participants) not met.

<sup>3</sup> One study shows a positive effect and 1 study shows a negative effect and  $I^2$  value is significant.



### **3.5.6 Method used to answer a review question in the absence of appropriately designed, high-quality research**

In the absence of appropriately designed, high-quality research (including indirect evidence where it would be appropriate to use extrapolation), an informal consensus process was adopted.

The process involved a group discussion of what is known about the issues. The views of GDG were synthesised narratively by a member of the review team, and circulated after the meeting. Feedback was used to revise the text, which was then included in the appropriate evidence review chapter and summarised in the 'linking evidence to recommendations' sections.

## **3.6 HEALTH ECONOMICS METHODS**

The aim of the health economics was to contribute to the guideline's development by providing evidence on the cost effectiveness of interventions for violence and aggression covered in the guideline. This was approached using:

- systematic literature review of existing economic evidence
- decision-analytic economic modelling.

Systematic reviews of economic literature were conducted in all areas covered in the guideline. Economic modelling was considered in areas with likely major resource implications, where the current extent of uncertainty over cost effectiveness was significant and economic analysis was expected to reduce this uncertainty, in accordance with [The Guidelines Manual](#) (NICE, 2012). Prioritisation of areas for economic modelling was a joint decision between the health economist and the GDG. The rationale for prioritising review questions for economic modelling was set out in an economic plan agreed between NICE, the GDG, the health economist and the other members of the technical team. The cost effectiveness of rapid tranquilisation options was selected as a key issue to be addressed by economic modelling.

The rest of this section describes the methods adopted in the systematic literature review of economic studies. The methods employed in economic modelling are described in the respective sections of the guideline.

### **3.6.1 Search strategy for economic evidence**

#### *Scoping searches*

A broad preliminary search of the literature was undertaken in early 2013 to obtain an overview of the issues likely to be covered by the scope, and help define key areas. Searches were restricted to economic studies and health technology assessment reports, and conducted in the following databases:

- Embase

- MEDLINE/MEDLINE In-Process
- HTA database (technology assessments)
- NHS Economic Evaluation Database (NHS EED).

Any relevant economic evidence arising from the clinical scoping searches was also made available to the health economist during the same period.

### *Systematic literature searches*

After the scope was finalised, a systematic search strategy was developed to locate all the relevant evidence. The balance between sensitivity (the power to identify all studies on a particular topic) and specificity (the ability to exclude irrelevant studies from the results) was carefully considered, and a decision made to utilise a broad approach to searching to maximise retrieval of evidence to all parts of the guideline. Searches were restricted to economic studies and health technology assessment reports, and conducted in the following databases:

- Embase
- MEDLINE/MEDLINE In-Process
- PsycINFO
- HTA database (technology assessments)
- NHS EED.

Any relevant economic evidence arising from the clinical searches was also made available to the health economist during the same period.

The search strategies were initially developed for MEDLINE before being translated for use in other databases/interfaces. Strategies were built up through a number of trial searches, and discussions of the results of the searches with the review team and GDG to ensure that all possible relevant search terms were covered. To assure comprehensive coverage, search terms for violence and aggression were kept purposely broad to help counter dissimilarities in database indexing practices and thesaurus terms, and imprecise reporting of study populations by authors in the titles and abstracts of records.

For standard mainstream bibliographic databases (Embase, MEDLINE and PsycINFO) search terms for violence and aggression combined with a search filter for health economic studies. For searches generated in topic-specific databases (HTA, NHS EED) search terms for violence and aggression were used without a filter. The sensitivity of this approach was aimed at minimising the risk of overlooking relevant publications, due to potential weaknesses resulting from more focused search strategies. The search terms are set out in full in Appendix 16.

### *Reference Manager*

Citations from each search were downloaded into Reference Manager (a software product for managing references and formatting bibliographies) and duplicates removed. Records were then screened against the inclusion criteria of the reviews

before being quality appraised. The unfiltered search results were saved and retained for future potential re-analysis to help keep the process both replicable and transparent.

### *Search filters*

The search filter for health economics is an adaptation of a filter designed by the Centre for Reviews and Dissemination. The filter comprises a combination of controlled vocabulary and free-text retrieval methods.

### *Date and language restrictions*

Systematic database searches were initially conducted in May 2013 up to the most recent searchable date. Search updates were generated on a 6-monthly basis, with the final re-runs carried out in August 2014. After that point, studies were included only if they were judged by the GDG to be exceptional (for example, the evidence was likely to change a recommendation).

Although no language restrictions were applied at the searching stage, foreign language papers were not requested or reviewed, unless they were of particular importance to an area under review. All the searches were restricted to research published from 2002 onwards in order to obtain data relevant to current healthcare settings and costs.

### *Other search methods*

Other search methods involved scanning the reference lists of all eligible publications (systematic reviews, stakeholder evidence and included studies from the economic and clinical reviews) to identify further studies for consideration.

Full details of the search strategies and filter used for the systematic review of health economic evidence are provided in Appendix 16.

## **3.6.2 Inclusion criteria for economic studies**

The following inclusion criteria were applied to select studies identified by the economic searches for further consideration:

- Only studies from Organisation for Economic Co-operation and Development countries were included, because the aim of the review was to identify economic information transferable to the UK context.
- Selection criteria based on types of clinical conditions and patients as well as interventions assessed were identical to the clinical literature review.
- Studies were included provided that sufficient details regarding methods and results were available to enable the methodological quality of the study to be assessed, and provided that the study's data and results were extractable. Poster presentations of abstracts were excluded.

- Full economic evaluations that compared 2 or more relevant options and considered both costs and consequences as well as costing analyses that compared only costs between 2 or more interventions were included in the review.
- Studies were included only if the examined interventions were clearly described. This involved the dosage and route of administration, and the duration of treatment in the case of pharmacological therapies; and the types of health professionals involved as well as the frequency and duration of treatment in the case of psychological interventions.

### **3.6.3 Applicability and quality criteria for economic studies**

All economic papers eligible for inclusion were appraised for their applicability and quality using the methodology checklist for economic evaluations recommended by NICE (NICE, 2012), which is shown in Appendix 17 of this guideline. All studies that fully or partially met the applicability and quality criteria described in the methodology checklist were considered during the guideline development process. The completed methodology checklists for all economic evaluations considered in the guideline are provided in Appendix 17.

### **3.6.4 Presentation of economic evidence**

The economic evidence considered in the guideline is provided in the respective evidence chapters, following presentation of the relevant clinical evidence. The references to included studies and the respective evidence tables with the study characteristics and results are provided in Appendix 18. Characteristics and results of all economic studies considered during the guideline development process are summarised in economic evidence profiles accompanying respective GRADE clinical evidence profiles in Appendix 19.

### **3.6.5 Results of the systematic search of economic literature**

The titles of all studies identified by the systematic search of the literature were screened for their relevance to the topic (that is, economic issues and information on health-related quality of life associated with violence and aggression). References that were clearly not relevant were excluded first. The abstracts of all potentially relevant studies (27 references) were then assessed against the inclusion criteria for economic evaluations by the health economist. Full texts of the studies potentially meeting the inclusion criteria (including those for which eligibility was not clear from the abstract) were obtained. Studies that did not meet the inclusion criteria, were duplicates, were secondary publications of 1 study, or had been updated in more recent publications were subsequently excluded. Economic evaluations eligible for inclusion (4 references) were then appraised for their applicability and quality using the methodology checklist for economic evaluations. Finally, 1 economic study that partially met the applicability and quality criteria was considered at formulation of the guideline recommendations.

## 3.7 LINKING EVIDENCE TO RECOMMENDATIONS

Once the clinical and health economic evidence was summarised, the GDG drafted the recommendations. In making recommendations, the GDG took into account the trade-off between the benefits and harms of the intervention/instrument, as well as other important factors, such as economic considerations, values of the GDG and society, the requirements [to prevent discrimination and to promote equality](#), and the GDG's awareness of practical issues (Eccles et al., 1998; NICE, 2012).

Finally, to show clearly how the GDG moved from the evidence to the recommendations, each chapter has a section called 'From evidence to recommendations'. Underpinning this section is the concept of the 'strength' of a recommendation (Schünemann et al., 2003). Some recommendations can be made with more certainty than others. The GDG makes a recommendation based on the trade-off between the benefits and harms of an intervention, taking into account the quality of the underpinning evidence. For some interventions, the GDG is confident that, given the information it has looked at, most patients would choose the intervention. The wording used in the recommendations in this guideline denotes the certainty with which the recommendation is made (the strength of the recommendation).

For all recommendations, NICE expects that there is discussion with the patient about the risks and benefits of the interventions, and their values and preferences. This discussion aims to help them to reach a fully-informed decision.

### 3.7.1 Interventions that must (or must not) be used

The terms 'must' or 'must not' are used only if there is a legal duty to apply the recommendation. Occasionally, 'must' (or 'must not') is used if the consequences of not following the recommendation could be extremely serious or potentially life-threatening.

### 3.7.2 Interventions that should (or should not) be used: a 'strong' recommendation

The term 'offer' (and similar words such as 'refer' or 'advise') is used where the GDG is confident that, for the vast majority of patients, an intervention will do more good than harm and be cost effective. Similar forms of words (for example, 'Do not offer...') are used when the GDG is confident that an intervention will not be of benefit for most patients.

### 3.7.3 Interventions that could be used

The term 'consider' is used when the GDG is confident that an intervention will do more good than harm for most patients and be cost effective, but that other options may be similarly cost effective. The choice of intervention, and whether or not to have the intervention at all, is more likely to depend on the patient's values and

preferences than for a strong recommendation, and so the healthcare professional should spend more time considering and discussing the options with the patient.

Where the GDG identified areas in which there were uncertainties or where robust evidence was lacking, they developed research recommendations. Those that were identified as 'high priority' were developed further in the NICE version of the guideline, and are presented in Appendix 7.

### **3.8 STAKEHOLDER CONTRIBUTIONS**

Professionals, service users and companies have contributed to and commented on the guideline at key stages in its development. Stakeholders for this guideline include:

- service user and carer stakeholders: national service user and carer organisations that represent the interests of people whose care will be covered by the guideline
- local service user and carer organisations: but only if there is no relevant national organisation
- professional stakeholders' national organisations: that represent the healthcare professionals who provide the services described in the guideline
- commercial stakeholders: companies that manufacture drugs or devices used in treatment of the condition covered by the guideline and whose interests may be significantly affected by the guideline
- providers and commissioners of health services in England
- statutory organisations: including the Department of Health
- Government, NHS Quality Improvement Scotland, the Care Quality Commission and the National Patient Safety Agency
- research organisations: that have carried out nationally recognised research in the area.

NICE clinical guidelines are produced for the NHS in England, so a 'national' organisation is defined as one that represents England or has a commercial interest in England.

Stakeholders have been involved in the guideline's development at the following points:

- commenting on the initial scope of the guideline and attending a scoping workshop held by NICE
- contributing possible review questions and lists of evidence to the GDG
- commenting on the draft of the guideline.

### **3.9 VALIDATION OF THE GUIDELINE**

Registered stakeholders had an opportunity to comment on the draft guideline, which was posted on the NICE website during the consultation period. Following

the consultation, all comments from stakeholders and experts (see Appendix 3a) were responded to and the guideline updated as appropriate. NICE also reviewed the guideline and checked that stakeholders' comments had been addressed.

Following the consultation period, the GDG finalised the recommendations and the NCCMH produced the final documents. These were then submitted to NICE for a quality assurance check. Any errors were corrected by the NCCMH, then the guideline was formally approved by NICE and issued as guidance to the NHS in England.

# 4 RISK FACTORS AND PREDICTION

## 4.1 INTRODUCTION

The identification and management of risk for future violence has become an increasingly important component of psychiatric practice. The Royal College of Psychiatrists, for example, emphasises its commitment 'to minimising risk in psychiatric practice' and describes risk management as 'the guiding force behind all recent reports' of the College (Morgan, 2007) while also recognising that risk cannot be eliminated. In the UK, conducting risk assessments on psychiatric patients has become part of routine practice in general adult psychiatric settings and most NHS Trusts mandate the use of specific tools. Nevertheless, early data has shown that only about 60% of patients were actually risk assessed (Higgins et al., 2005). It is likely that this figure has since risen, but no recent audit data is available. In forensic settings, national guidance requires high and medium secure service providers to conduct a HCR-20 (History - Risk - Clinical) on all patients. Again, no data is available regarding the compliance with this requirement, although given the inclusion of risk assessment in Commissioning for Quality and Innovation targets in these settings completion rates are likely to be high.

Despite this widespread implementation of risk assessment, driven largely by public concern, it remains uncertain which factors are associated with violence and how to best assess risk. While consensus exists that structured risk assessment is superior to 'unaided clinical judgement' alone, a number of recent reviews on risk assessment instruments, such as Fazel and colleagues (2012) and Yang and colleagues (2010), have found their predictive validity to be modest at best and have concluded that the current evidence does not support sole reliance on such tools for decision-making on detention or release of individuals with mental health problems. To complicate matters further, risk assessment is not just a scientific or clinical endeavour, but carries a significant political dimension - which level of risk is acceptable (even if it can be identified accurately) and how to weigh the consequences of false positive and false negative (when it is predicted that violent and aggressive behaviour will not occur, but it does) assessments is ultimately for society as a whole to decide.

## 4.2 REVIEW PROTOCOL

The review protocol summary, including the review questions and the eligibility criteria used for this chapter, can be found in Table 7 (risk factors) and Table 8 (prediction instruments). A complete list of review questions can be found in Appendix 5; information about the search strategy can be found in Appendix 10; the full review protocols can be found in Appendix 9).

The review of risk factors was restricted to prospective cohort studies that used multivariate models to look for independent risk factors. The review strategy primarily involved a meta-analysis of odds ratios for the risk of violence for each risk



factor or antecedent. Additionally, results from studies that examined the correlation between multiple factors and violence (reported as R<sup>2</sup> or Beta) are presented alongside the meta-analysis. Studies only presenting data from univariate analyses (unadjusted results) were excluded from the review.

The review of predictive instruments included prospective or retrospective cross-sectional/cohort studies which presented outcomes that could be used to determine sensitivity and specificity. Additionally, sensitivity and specificity were plotted using a summary receiver operator characteristic (ROC) curve.

**Table 7: Clinical review protocol summary for the review of risk factors**

Component	Description
Review questions	2.1 What are the risk factors and antecedents (including staff characteristics) for violent and aggressive behaviour by mental health service users in health and community care settings? 2.2 What factors do service users and staff report as increasing the risk of violent and aggressive behaviour by mental health service users in health and community care settings?
Subquestions	2.1.1 Do the identified risk factors have good predictive validity for future violent and aggressive behaviour by mental health service users in health and community care settings? 2.1.2 Does being subjected to the <a href="#">Mental Health Act 1983</a> alter the risk of violent and aggressive behaviour by mental health service users in health and community care settings? 2.1.2.1 If so, is the effect of detention proportional in relation to the factors that led to its implementation?
Population	Adults who are mental health service users (excluding people with dementia, learning disabilities, and women with mental health disorders during pregnancy and the postnatal period; these are covered by existing or guidelines in development)
Intervention(s)	Risk factors and antecedents
Comparison	Not applicable
Context	Health and community care settings
Critical outcomes	Adjusted outcomes for: <ul style="list-style-type: none"> <li>• Risk of violence (odds ratio for risk of violence/aggression)</li> <li>• Association between risk factor and violence/aggression (R<sup>2</sup> or Beta value)</li> </ul>
Study design	Prospective observational studies

**Table 8: Clinical review protocol summary for the review of prediction**

Component	Description
Review questions	2.3 Which instruments most reliably predict violent and aggressive behaviour by mental health service users in health and community care settings in the short term? 2.4 What is the best the approach for anticipating violent and aggressive behaviour by mental health service users in health and community care settings?
Subquestion	2.3.1 Do the identified instruments have good predictive validity for future violent and aggressive behaviour by mental health service users in health and community care settings?
Population	Adults who are mental health service users (excluding people with dementia, learning disabilities, and women with mental health disorders during pregnancy and the postnatal period; these are covered by existing or guidelines in development)
Intervention(s)	<ul style="list-style-type: none"> <li>• Prediction instruments</li> <li>• Approaches for anticipating violence and aggression</li> </ul>
Comparison	<ul style="list-style-type: none"> <li>• Violent and aggressive events (recorded by observation)</li> </ul>
Context	<ul style="list-style-type: none"> <li>• Health and community settings</li> </ul>
Critical outcomes	Clinical utility (including sensitivity and specificity)
Study design	Any

## 4.3 RISK FACTORS FOR VIOLENCE AND AGGRESSION

### 4.3.1 Introduction

Risk, according to the *Oxford Dictionary of English*, can be defined as ‘[a situation involving exposure to danger](#)’. It is the probability of an uncertain outcome occurring caused by a combination of factors (risk factors) that – if known – offer a chance to intervene to prevent the outcome from happening. In addition to the likelihood of the negative event occurring, how soon it is likely to occur and the expected severity of the outcome are important considerations.

In the context of this guideline, risk factors are characteristics of service users (or their environment and care) that are associated with an increased likelihood of that individual acting violently and/or aggressively. These risk factors can be divided into static and dynamic factors (Douglas & Skeem, 2005). Static risk factors are historical and do not change, such as family background, childhood abuse or seriousness of offending. Age and gender also fall within this category. Dynamic risk factors, on the other hand, are changeable and hence offer the opportunity for intervention. Examples include current symptoms, use of alcohol or illicit substances and compliance with treatment. Risk assessment involves the identification of risk factors and an estimation of the likelihood and nature of a negative outcome while risk management puts in place strategies to prevent these negative outcomes from occurring or to minimise their impact. Some authors have argued that static factors may be better for long-term predictions while dynamic factors may be more suited for the assessment of violence risk in the short term (Douglas & Skeem, 2005).

A large body of literature exists on risk factors for violence, including in individuals with mental disorders (Bo et al., 2011; Cornaggia et al., 2011; Dack et al., 2013; Papadopoulos et al., 2012; Reagu et al., 2013; Witt et al., 2013). The largest of these (Witt et al., 2013) was a systematic review and meta-analysis of risk factors in people with psychosis, providing data from 110 studies and over 45,000 individuals. The authors found that 146 risk factors had been examined in these studies. In line with findings from other studies, criminal history was found to be the strongest static risk factor. Dynamic factors included hostile behaviour, impulsivity, recent drug or alcohol misuse, 'positive symptoms' of psychosis and non-adherence with therapy (including psychological and medication). While the factors identified by Witt and colleagues (2013) are based on a large body of evidence, it is of note that considerable heterogeneity exists in the samples studied with regards to the nature of the violence, the way in which the outcome was measured and the clinical settings involved.

### *Current practice*

Failings in the care provided to mentally ill individuals have been highlighted by a number of high profile cases of mentally ill patients committing serious acts of violence and subsequent inquiries into their care in the 1990s<sup>2</sup>. Since then, mental health practice in the UK has seen an increased focus on risk and guidance has been produced to aid the process of risk assessment and management (Department of Health, 2007; Royal College of Psychiatrists, 2007). These documents stipulate that each patient's risk should be routinely assessed and identify a number of best practice recommendations.

The Department of Health best practice guidance outlines the following as key principles in risk assessment: awareness of the research evidence, positive risk management, collaboration with the service user, recognising their strengths, multidisciplinary working, record keeping, regular training and organisational support of individual practitioners. It further emphasises the importance of 'risk formulation'; that is, a process that 'identifies and describes predisposing, precipitating, perpetuating and protective factors, and how these interact to produce risk' (Department of Health, 2007). This formulation should be discussed with the service user and a plan of action produced as to how to manage the risks identified. Tool-based assessments (as outlined below) should form part of a thorough and systematic overall clinical assessment. It is suggested that given the fluidity of risk, its assessment should not be a one-off activity but should be embedded in everyday practice and reviewed regularly.

---

<sup>2</sup> Examples include Christopher Clunis, a service user with schizophrenia, who killed Jonathan Zito in London in 1992. The subsequent inquiry (Ritchie et al., 1994) identified multiple failures in the care provided to Clunis, including poor communication, lack of continuity and reluctance to provide services to him. Another example is Michael Stone, an individual with psychopathic disorder who killed Lin Russell and her 6-year-old daughter Megan in Kent in 1996 while her 9-year-old daughter Josie survived with severe head injuries. This incident significantly contributed to the introduction of services for people with 'dangerous and severe personality disorders' (Völlm & Konappa, 2012).

### *Definition of risk factors and antecedents for predicting violence*

For the purposes of this review, risk factors and antecedents were categorised using the psychosocial and clinical domains described by Witt and colleagues (2013):

1. Demographic and premorbid
2. Criminal history
3. Psychopathological, positive symptoms and negative symptoms
4. Substance misuse
5. Treatment-related
6. Suicidality.

#### **4.3.2 Studies considered<sup>3</sup>**

For the review of risk factors (see Table 7 for the review protocol), 13 studies (N = 5380) met the eligibility criteria: Amore 2008 (Amore et al., 2008), Chang 2004 (Chang & Lee, 2004), Cheung 1996 (Cheung et al., 1996), Ehmann 2001 (Ehmann et al., 2001), Hodgins 2011 (Hodgins & Riaz, 2011), Kay 1988 (Kay et al., 1988), Ketelsen 2007 (Ketelsen et al., 2007), Kho 1998 (Kho et al., 1998), Oulis 1996 (Oulis et al., 1996), Palmstierna 1990 (Palmstierna & Wistedt, 1990), UK700 (Dean et al., 2006; Thomas et al., 2005), Watts 2003 (Watts et al., 2003) and Yesavage 1984 (Yesavage, 1984). Of these, all 13 were published in peer-reviewed journals between 1984 and 2011. In addition, 528 studies failed to meet eligibility criteria for the guideline. Further information about both included and excluded studies can be found in Appendix 13.

Of the 13 eligible studies, 7 (N = 3903) included sufficient data to be included in the statistical analysis. Of those, 5 involved adult participants in an inpatient setting and 2 involved adult participants in a community setting. Table 9 contains a summary of the study characteristics of these studies. Of the 6 studies not included in the analysis, 3 (Ehmann 2001, Kay 1988, Kho 1998) reported no usable data, and 3 (Oulis 1996, Palmstierna 1990, Yesavage 1984) reported statistics that made synthesis with the other studies very difficult. However, the latter 3 studies used very small samples (ranging from 70 to 136) and therefore the results from these studies are not included here as it was felt they would not be useful for making recommendations.

---

<sup>3</sup> Here and elsewhere in the guideline, each study considered for review is referred to by a study ID (primary author and date of study publication, except where a study is in press or only submitted for publication, then a date is not used).

**Table 9: Summary of study characteristics for the review of risk factors for violence and aggression in adults**

	<b>Inpatient setting</b>	<b>Community setting</b>
Total no. of studies (N)	5 (2944)	2 (959)
Study ID	(1) Amore 2008 (2) Chang 2004 (3) Cheung 1996 (4) Ketelsen 2007 (5) Watts 2003	(1) Hodgins 2011 (2) UK700 <sup>1</sup>
Sample size	(1) 303 (2) 111 (3) 220 (4) 2210 (5) 100	(1) 251 (2) 780
Country	(1) Italy (2) Taiwan (3) Australia (4) Germany (5) UK	(1) Various (Canada, Finland, Germany and Sweden) (2) UK
Year of publication	1996–2008	2005–2011
Diagnosis (range across trials)	24–71% schizophrenia or schizophreniform 0–9% schizoaffective disorder 0–34% bipolar 0–28% personality disorder 0–23% mood disorder 0–51% other disorders	7–81% schizophrenia or schizophreniform 19–38% schizoaffective disorder 0% bipolar 0% personality disorder 0–49% mood disorder 0–6% other disorders
Age (mean)	40 years	38 years
Sex (mean)	64% male	71% male
Ethnicity	(1–4) Not reported (5) 28% white	(1) Not reported (2) 51% white
Outcome (measure)	(1–2) Violence (OAS) (3–4) Violence and/or aggression (SOAS) (5) Violence (modified OAS)	(1) Violence (MacArthur Community Violence Interview) (2) Violence (case notes, interviews with patients, and interviews with case managers)
<p><i>Note.</i>  <sup>1</sup> A sub-sample of 304 women was reported in a separate paper (mean age = 40 years; 53% white, 31% African-Caribbean; 31% schizophrenia, 54% schizoaffective disorder, 9% bipolar disorder, 6% other psychosis).</p>		

### 4.3.3 Evidence for risk factors in adults

All studies reported below had generally low risk of bias, except for the domain ‘loss to follow-up’, which was often unclear due to non-reporting (see Appendix 11 for further information).

## *Demographic and premorbid factors*

As can be seen in Table 10, which shows the demographic and premorbid factors in the multivariate model for each study, only 2 factors (age and gender) were commonly included.

**Table 10: Demographic and premorbid factors included in the multivariate model for each study**

	Inpatient setting					Community setting	
	Amore 2008	Chang 2004	Cheung 1996	Ketelsen 2007	Watts 2003	Hodgins 2011	UK700
Age	✓	✓	✓	✓	✓	✓	✓
Gender	✓	✓	✓			✓	✓
Ethnicity					✓		✓
Living in supported housing				✓			✓
History of being victimised							✓
History of homelessness							✓
Marital status		✓					✓
Past special education							✓
Education		✓					
Employment		✓					

### **Age**

In 5 studies of 2944 adults in inpatient settings (Amore 2008, Chang 2004, Cheung 1996, Ketelsen 2007, Watts 2003), there was evidence that age was unlikely to be associated with the risk of violence and/or aggression on the ward.

In 2 studies of 1031 adults in community settings (Hodgins 2011, UK700), there was evidence that was inconsistent as to whether age was associated with the risk of violence in the community.

### **Gender**

In both inpatient (Amore 2008, Chang 2004, Cheung 1996) (N = 634) and community (Hodgins 2011, UK700) (N = 1031) settings, the evidence was inconclusive as to whether male gender was associated with the risk of violence.

### **Ethnicity**

In 1 study of 100 adults in an inpatient setting (Watts 2003), there was evidence that African ethnicity was associated with a reduced risk of violence, but the evidence was inconclusive as to whether African-Caribbean ethnicity was associated with a reduced risk.

In 1 study of 780 adults in community settings (UK700), there was evidence that non-white ethnicity was associated with an increased risk of violence. In a sub-sample of 304 women, there was evidence that African-Caribbean ethnicity was associated with an increased risk of violence in the community.

## Living in supported housing

In 1 study of 2210 adults in an inpatient setting (Ketelsen 2007), there was evidence that previous residence in supported accommodation was associated with an increased risk of violence and/or aggression on the ward.

In 1 study of 780 adults in the community (UK700), there was inconclusive evidence as to the association between previous residence in supported accommodation and the risk of violence in the community.

## Other demographic and premorbid factors

In 1 study of 780 adults in community settings (UK700), there was evidence that history of being victimised was associated with an increased risk of violence but the association was inconclusive for history of homelessness, marital status and past special education. In a sub-sample of 304 women, there was evidence that unmet needs and history of being victimised were associated with an increased risk of violence in the community.

## *Criminal history factors*

In the inpatient setting, no criminal history factors were included in more than 1 study, and in the community setting, only 1 factor (lifetime history of violence) was included in both studies (Table 11).

**Table 11: Criminal history factors included in the multivariate model for each study**

	Inpatient setting					Community setting	
	Amore 2008	Chang 2004	Cheung 1996	Ketelsen 2007	Watts 2003	Hodgins 2011	UK700
Behavioural disorder						✓	
Pre-admission (24 hours) violence					✓		
Recent (past month) violence	✓						
History (lifetime) violence	✓					✓	✓
Recent verbal or against object aggression	✓						
History (lifetime) of verbal or against object aggression	✓						

## Conduct disorder

In 1 study of 251 adults in the community (Hodgins 2011), there was inconclusive evidence regarding whether the presence of a conduct disorder was associated with an increased risk of violence in the community.

## History of aggression

In inpatient settings, in 1 study of 303 adults (Amore 2008) there was evidence that recent (past month) and lifetime history of physical aggression and recent verbal or against object aggression were associated with an increased risk of violence on the

ward. However, the evidence was inconclusive as to whether a history (lifetime) of verbal or against object aggression was associated with the risk of violence. In 1 study of 100 inpatients (Watts 2003), there was evidence that violence in the 24 hours prior to admission was unlikely to be associated with violence on the ward.

In 1 study of 780 adults in community settings (UK700), there was evidence that a history of physical aggression was associated with increased risk of violence, and in the subsample of 304 women, there was evidence that a conviction for non-violent offense was associated with an increased risk of violence in the community.

***Psychopathological, positive symptom and negative symptom factors***

In the inpatient setting only 2 factors (diagnosis of a mood disorder and hostility-suspiciousness) were included in more than 1 study, and in the community setting only 1 factor (number of threat/control-override delusions) was included in both studies (Table 12).

**Table 12: Psychopathological, positive symptom and negative symptom factors included in the multivariate model for each study**

	Inpatient setting					Community setting	
	Amore 2008	Chang 2004	Cheung 1996	Ketelsen 2007	Watts 2003	Hodgins 2011	UK700
Recent onset of a psychotic disorder		✓					
Diagnosis			✓				
Psychiatric diagnosis		✓					
Diagnosis of schizophrenia				✓		✓	
Threat/control-override delusions						✓	✓
Severity of psychopathology		✓					
Number of positive symptoms						✓	
Organic brain syndrome					✓		
Personality disorder							✓
Symptoms of depression						✓	
Diagnosis of a mood disorder	✓				✓		
Diagnosis of anxiety						✓	
Hostility-suspiciousness (cluster)	✓				✓		
Withdrawal-retardation (cluster)					✓		
Thought disturbance	✓						
Tension	✓						
Excitement	✓						
Lethargy	✓						
Family history of psychiatric disorder		✓					



### **Onset of psychotic disorder**

In 1 study of 111 adults in inpatient wards (Chang 2004), there was evidence that later onset of a psychotic disorder was associated with an increased risk of violence on the ward.

### **Diagnosis**

In 1 study of 2210 adults in inpatient wards (Ketelsen 2007), there was evidence that presence of schizophrenia was associated with an increased risk of violence and/or aggression on the ward.

In 1 study of 303 adult inpatients (Amore 2008), there was inconclusive evidence as to whether a mood disorder (anxiety or depression) was associated with an increased risk of violence on the ward.

In 1 study of 251 adults in community settings (Hodgins 2011), there was inconclusive evidence as to whether the presence of anxiety was associated with an increased risk of violence in the community.

### **Other symptoms**

In 2 studies of 403 adults in inpatient settings (Amore 2008, Watts 2003), 1 study was inconclusive, but the other found evidence that hostility-suspiciousness was associated with an increased risk of violence on the ward. In 1 study of 303 adults in inpatient wards (Amore 2008), there was inconclusive evidence as to whether a thought disturbance, the presence of tension or excitement or lethargy were associated with an increased risk of violence.

In 1 study of 780 adults in the community (UK700), there was evidence that the presence of a personality disorder was associated with an increased risk of violence, and in 2 studies of 1031 adults in the community (Hodgins 2011, UK700) there was evidence that the presence of threat/control-override delusions was associated with an increased risk of violence.

### ***Treatment-related factors***

In the inpatient setting, only 2 factors (duration of hospitalisation and number of previous admissions) were included in more than 1 study, and in the community setting, no factors were included in both studies (Table 13).

**Table 13: Treatment-related factors included in the multivariate model for each study**

	Inpatient setting					Community setting	
	Amore 2008	Chang 2004	Cheung 1996	Ketelsen 2007	Watts 2003	Hodgins 2011	UK700
Duration of hospitalisation		✓	✓				✓
Referral by a crisis intervention team				✓			
Referral by home staff (for service users who live in supported housing)				✓			
Referral by the doctor with regular responsibility				✓			
Involuntary admission				✓			
Number of previous admissions		✓		✓			
Age at first admission				✓			

### **Duration of hospitalisation**

In 2 studies of 331 adult inpatients (Chang 2004, Cheung 1996), there was evidence that duration of hospitalisation was not associated with an increased risk of violence on the ward.

In 1 study of 780 adults in the community (UK700), there was inconclusive evidence as to whether longer duration of hospitalisation was associated with an increased risk of violence in the community.

### **Referral route and admission**

In 1 study of 2210 adult inpatients (Ketelsen 2007), there was evidence that referral by a crisis intervention team, home staff (for service users who live in supported housing), and involuntary admission were associated with an increased risk of violence and/or aggression. In addition, higher number of previous admissions and younger age at first admission were associated with a very small increased risk of violence and/or aggression. In contrast, referral by the doctor with regular responsibility for the service user was associated with a reduced risk.

### ***Substance misuse factors***

In the inpatient setting, no substance misuse factors were included, and in the community setting, recent drug use was the only factor and this was included in both studies (Table 14).

**Table 14: Substance misuse factors included in the multivariate model for each study**

	Inpatient setting					Community setting	
	Amore 2008	Chang 2004	Cheung 1996	Ketelsen 2007	Watts 2003	Hodgins 2011	UK700
Recent (past 6 or 12 months) drug use						✓	✓

### Previous drug use

In 2 studies of 1031 adults in community settings (Hodgins 2011, UK700), there was evidence that indicated an association between recent (past 6 or 12 months) drug use and the risk of violence in the community.

### *Suicidality factors*

In the inpatient setting, no suicidality factors were included, and in the community setting, previous attempted suicide was the only factor and this was included in only 1 study (Table 15).

**Table 15: Suicidality factors included in the multivariate model for each study**

	Inpatient setting					Community setting	
	Amore 2008	Chang 2004	Cheung 1996	Ketelsen 2007	Watts 2003	Hodgins 2011	UK700
Previous attempted suicide							✓

### Previous attempted suicide

One study of 780 adults in the community (UK700) examined previous attempted suicide as a potential risk factor for violence, but the evidence was inconclusive.

### 4.3.4 Health economic evidence

Identification of risk factors for violent and aggressive behaviour by mental health service users in health and community care settings may lead to better prediction of incidents of violence and aggression and has therefore potentially important resource implications. However, this review question is not relevant for economic analysis.

## 4.4 PREDICTION AND ANTICIPATION OF VIOLENCE AND AGGRESSION

### 4.4.1 Introduction

Prediction is the cornerstone of the assessment, mitigation and management of violence and aggression. The prediction of violence and aggression is challenging

due to the diversity of clinical presentation and it is unlikely that a single broad predictive (assessment) tool could be valid and reliable in all circumstances where violence and aggression needs to be predicted. This is not surprising given that the prevalence of violence and aggression varies considerably in different clinical settings; the prevalence would vary markedly between the community, an inpatient psychiatric ward and a forensic setting. Furthermore, the baseline prevalence of what one is trying to predict is important when considering the utility of the prediction tool.

Fundamentally, the process of prediction requires 2 separate assessments. The application of the prediction tool constitutes the first assessment, and categorises the patient into a lower or higher risk of exhibiting the future behaviour one is interested in predicting. Further down the line, the second assessment concludes whether the patient did or did not exhibit the behaviour of interest. As an instrument, the prediction tool's statistical properties are relevant in assessing its clinical utility. False positives (when the prediction tool identifies that violence and aggression will occur, but it does not) are especially troublesome in this respect, as they can lead to unnecessarily restrictive clinical interventions for the patient. False negatives (when the prediction tool identifies that violence and aggression will not occur, but it does) can have serious consequences for the patient, clinicians and potential victims of the violence or aggression. In reality there is a balance between true and false predictions, which needs to be equated with the consequences thereof.

Translating this process into the clinical or research setting is difficult. The majority of violence and aggression risk assessment tools (prediction tools) are not designed to be completed in minutes to allow for rapid screening, and, if they are designed to be completed expeditiously, they often incorporate a phase of retrospective monitoring of behaviour. The behaviour of interest is violence and aggression, and there is a complex and often unclear relationship between the variables in risk assessment tools, the process of conducting a risk assessment, and the occurrence further down the line, of violence and aggression. An interesting example in this area is the idea that the mere process of conducting a risk assessment may change the probability of future violence and aggression, by either better structuring the ongoing clinical care of the patient or by changing their clinical pathway (for example, to a more secure clinical setting) (Abderhalden et al., 2004).

With such obstacles to prediction of violence and aggression, the question is raised of whether accurate prediction is even possible. Yet in mental health and criminal justice settings, and increasingly in the wider health and social care setting, there is anecdotal evidence that violence and aggression is a major factor inhibiting the delivery of effective modern day services. Currently there is a genuine drive to achieve parity between mental and physical healthcare for patients in the health and social care system. Given that violence and aggression is often associated with a clinical psychiatric emergency, 1 way to raise the profile of the management of violence and aggression may be to consider it to be on a par with more classical

medical and surgical emergencies that clinicians encounter in the general hospital setting.

In inpatient psychiatric settings, early detection and intervention with people at risk of behaving aggressively is crucial because once the aggression escalates, nurses are left with fewer and more coercive interventions such as sedation, restraint and seclusion (Abderhalden et al., 2004; Gaskin et al., 2007; Griffith et al., 2013; Rippon, 2000). In this sense, early detection has implications for a more therapeutic and safer patient and staff experience.

Clinical experience and research has led to a plethora of identified violence and aggression risk variables (static, dynamic, patient-related, environmental), which provide the predictive input for risk assessment tools. The utility of predictive risk assessment tools can only be as good as the robustness of the violence and aggression risk variables. In this guideline, the focus is on the evaluation of predictive risk assessment tools and their utility in the prediction of imminent violence and aggression.

### *Definition and aim of intervention*

Prediction instruments (actuarial and structured clinical judgement) can be used to assign service users to 2 groups: those predicted to become violent or aggressive in the short-term and those predicted not to become violent or aggressive in the short-term. In this context, an actuarial assessment is a formal method to make this prediction based on an equation, a formula, a graph, or an actuarial table. Structured professional and clinical judgement involves the rating of specified risk factors that are well operationalised so their applicability can be coded reliably based on interview or other records. Based on this, clinical judgement is used to come to a decision about risk, rather than using an established algorithm (Heilbrun et al., 2010). In addition, the risk factors included in a prediction instrument can be static or dynamic (changeable), and it is the latter that are thought to be important in predicting violence in the short-term (Chu et al., 2013).

There is a long history of research demonstrating that unaided clinical prediction is not as accurate as structured or actuarial assessment (Heilbrun et al., 2010), therefore unstructured clinical judgement is not included in this review.

For the purposes of the guideline, prediction instruments were defined as checklists of service user characteristics and/or clinical history used by members of staff to predict imminent violent or aggressive behaviour (commonly in the next 24 hours).

The behaviour being predicted could range from verbal threats to acts of aggression directed at objects or property to physical violence against other service users or staff.

## *Methodological approach*

When evaluating prediction instruments, the following criteria were used to decide whether an instrument was eligible for inclusion in the review:

- **Primary aim of the instrument:** the prediction of imminent violence and aggression.
- **Clinical utility:** the criterion required the primary use of the prediction instrument to be feasible and implementable in a routine clinical care. The instrument should contribute to the identification of further assessment needs and therefore be potentially useful for care planning.
- **Tool characteristics and administrative properties:** the prediction instrument should have validated cut-offs in the population of interest. Furthermore, and dependent on the practitioner skill set and the setting, instruments were evaluated for the time needed to administer and score them as well as the nature of the training (if any) required for administration or scoring. An instrument should be easy to administer and score, and be able to be interpreted without extensive and specialist training.
- **Population:** the population being assessed reflects the scope of this guideline. The instrument should have been validated in adults and/or children and young people and preferably be applicable to the UK, for example by being validated in a UK population or a population that is similar to UK demographics.
- **Psychometric data:** the instrument should have established reliability and validity. In addition, it should have been tested against a gold standard assessment of violence and aggression (direct observation and recording of events), for which sensitivity and specificity is either reported or can be calculated. The sensitivity of an instrument refers to the probability that it will produce a true positive result when given to a population with the target disorder (as compared with a reference or 'gold standard'). The specificity of an instrument refers to the probability that a test will produce a true negative result when given to a population without the target disorder (as determined by a reference or 'gold standard'). When evaluating the sensitivity and specificity of the different instruments, the GDG examined both in tandem and used the following definitions as a general rule-of-thumb: values above 0.9 were defined as 'excellent', 0.8 to 0.9 as 'good', 0.5 to 0.7 as 'moderate', 0.3 to 0.4 as 'low' and less than 0.3 as 'poor'.

The qualities of a particular tool can be summarised in an ROC curve, which plots sensitivity (expressed as a proportion) against (1-specificity). Finally, positive (LR+) and negative (LR-) likelihood ratios are thought not to be dependent on prevalence. LR+ is calculated by sensitivity/(1-specificity) and LR- is (1-sensitivity)/specificity. A value of LR+ >5 and LR- <0.3 suggests the test is relatively accurate (Fischer et al., 2003).

See Chapter 3 for further information about the methodology used for this review.

#### **4.4.2 Studies considered<sup>4</sup>**

For the review of prediction instruments (see Table 8 for the review protocol), 10 studies (N = 1659) met the eligibility criteria: Abderhalden 2004 (Abderhalden et al., 2004), Abderhalden 2006 (Abderhalden et al., 2006), Almvik 2000 (Almvik et al., 2000), Barry-Walsh 2009 (Barry-Walsh et al., 2009), Chu 2013a (Chu et al., 2013), Griffith 2013 (Griffith et al., 2013), McNiel 2000 (McNiel et al., 2000), Ogloff 2006 (Ogloff & Daffern, 2006), Vojt 2010 (Vojt et al., 2010), Yao 2014 (Yao et al., 2014). All were published in peer-reviewed journals between 2000 and 2014. In addition, 528 studies failed to meet eligibility criteria for the guideline. Further information about both included and excluded studies can be found in Appendix 13.

Of the 10 eligible studies, 6 (Abderhalden 2004, Abderhalden 2006, Almvik 2000, Chu 2013a, McNiel 2000, Yao 2014) included sufficient data to be included as evidence. As the reference standard, 3 studies (Abderhalden 2004, Abderhalden 2006, Almvik 2000) used the SOAS-R or a modification of this to record all violent and aggressive incidents in the shift following the index test. Two studies (Chu 2013a, McNiel 2000) used the OAS, and violence data and preventive measures were concurrently collected from nursing records and case reports by 1 study (Yao 2014).

#### **4.4.3 Prediction instruments included in the review**

Data were available for 2 actuarial prediction instruments: the BVC (Almvik & Woods, 1998) and the DASA - Inpatient Version (DASA-IV) (Ogloff & Daffern, 2002). In addition, the Clinical Scale from the HCR-20 (Webster et al., 1997) structured clinical judgment instrument was assessed in 1 study. See Table 16 for further information about each instrument.

---

<sup>4</sup>Here and elsewhere in the guideline, each study considered for review is referred to by a study ID (primary author and date of study publication, except where a study is in press or only submitted for publication, then a date is not used).

**Table 16: Summary of characteristics for each included prediction instrument**

Instrument	Instrument information	Time to administer	Published reliability
Brøset-Violence-Checklist (BVC)	Scale: 6 items Score: 0–6 Cut-off: $\geq 2$ or 3 Format: pen and paper Behaviour measured: confusion, irritability, boisterousness, verbal threats, physical threats, and attacks towards objects	<5 minutes	Inter-rater reliability: Kappa = 0.44 <sup>1</sup>
Dynamic Appraisal of Situational Aggression - Inpatient Version (DASA-IV)	Scale: 7 items Score: 0–7 Cut-off: $\geq 2$ or 3 Format: pen and paper Behaviour measured: negative attitudes and impulsivity (from the HCR-20), irritability and verbal threats (from the BVC), and being sensitive to perceived provocation, easily angered when requests are denied and an unwillingness to follow directions	<5 minutes	Inter-rater reliability: intraclass correlation = 0.91 <sup>2</sup>
The Historical, Clinical, and Risk Management (HCR-20) – Clinical scale (C-5)	Scale: 5 items Score: Cut-off: $\geq 2$ or 3 Format: pen and paper Behaviour measured: lack of insight, negative attitudes, active symptoms of major mental illness, impulsivity, unresponsiveness to treatment	<5 minutes	Inter-rater reliability: intraclass correlation = 0.65 <sup>3</sup>
<p><i>Note.</i>  <sup>1</sup>Almvik et al. (2000).  <sup>2</sup>Chu et al. (2012).  <sup>3</sup>Claix et al. (2002).</p>			

#### 4.4.4 Evidence for prediction instruments

All studies reported below had generally a low risk of bias except for the domain covering the reference standard, which was assessed by staff who also completed the instrument being investigated (see Appendix 11 for further information).

In 4 studies of 679 adults in an inpatient or forensic setting, the BVC using a cut-off of  $\geq 2$  had a pooled sensitivity of 0.71 (95% CI, 0.61 to 0.80) and specificity of 0.89 (95% CI, 0.87 to 0.91), and AUC (area under the curve) = 0.93; pooled LR+ = 7.71 (95% CI, 6.20 to 9.59),  $I^2 = 0\%$ ; pooled LR- = 0.32 (95% CI, 0.24 to 0.44),  $I^2 = 0\%$ .

In 4 studies of 870 adults in an inpatient or forensic setting, the BVC using a cut-off of  $\geq 3$  had a pooled sensitivity of 0.60 (95% CI, 0.52 to 0.67) and specificity of 0.93 (95% CI, 0.92 to 0.94) and AUC = 0.85; pooled LR+ = 8.74 (95% CI, 7.25 to 10.53),  $I^2 = 0\%$ ; pooled LR- = 0.44 (95% CI, 0.37 to 0.53),  $I^2 = 0\%$ .



In 1 study of 300 adults in an inpatient setting, the BVC combined with a visual analogue scale using a cut-off of  $\geq 7$  had a sensitivity of 0.68 (95% CI, 0.59 to 0.76) and specificity of 0.95 (95% CI, 0.94 to 0.96).

In 1 study of 300 adults in an inpatient setting, the DASA using a cut-off of  $\geq 2$  had a sensitivity of 0.88 (95% CI, 0.62 to 0.98) and specificity of 0.59 (95% CI, 0.45 to 0.72) and LR+ = 2.15; LR- = 0.21.

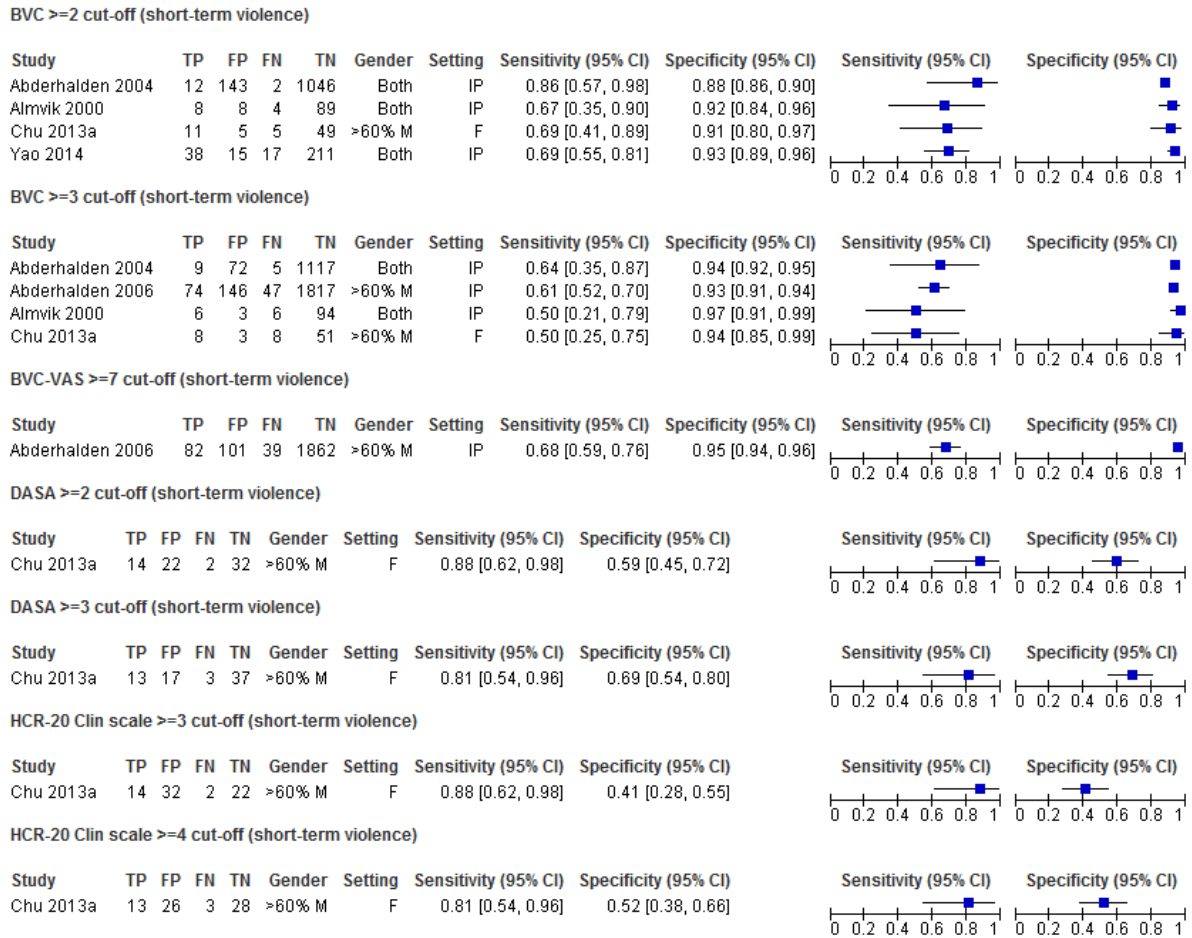
In 1 study of 300 adults in an inpatient setting, the DASA using a cut-off of  $\geq 3$  had a sensitivity of 0.81 (95% CI, 0.54 to 0.96) and specificity of 0.69 (95% CI, 0.54 to 0.80) and LR+ = 2.58; LR- = 0.27.

In 1 study of 70 adults in a forensic setting, the HCR-20 Clinical Scale using a cut-off of  $\geq 3$  had a sensitivity of 0.88 (95% CI, 0.62 to 0.98) and specificity of 0.41 (95% CI, 0.28 to 0.55) and LR+ = 1.48; LR- = 0.31.

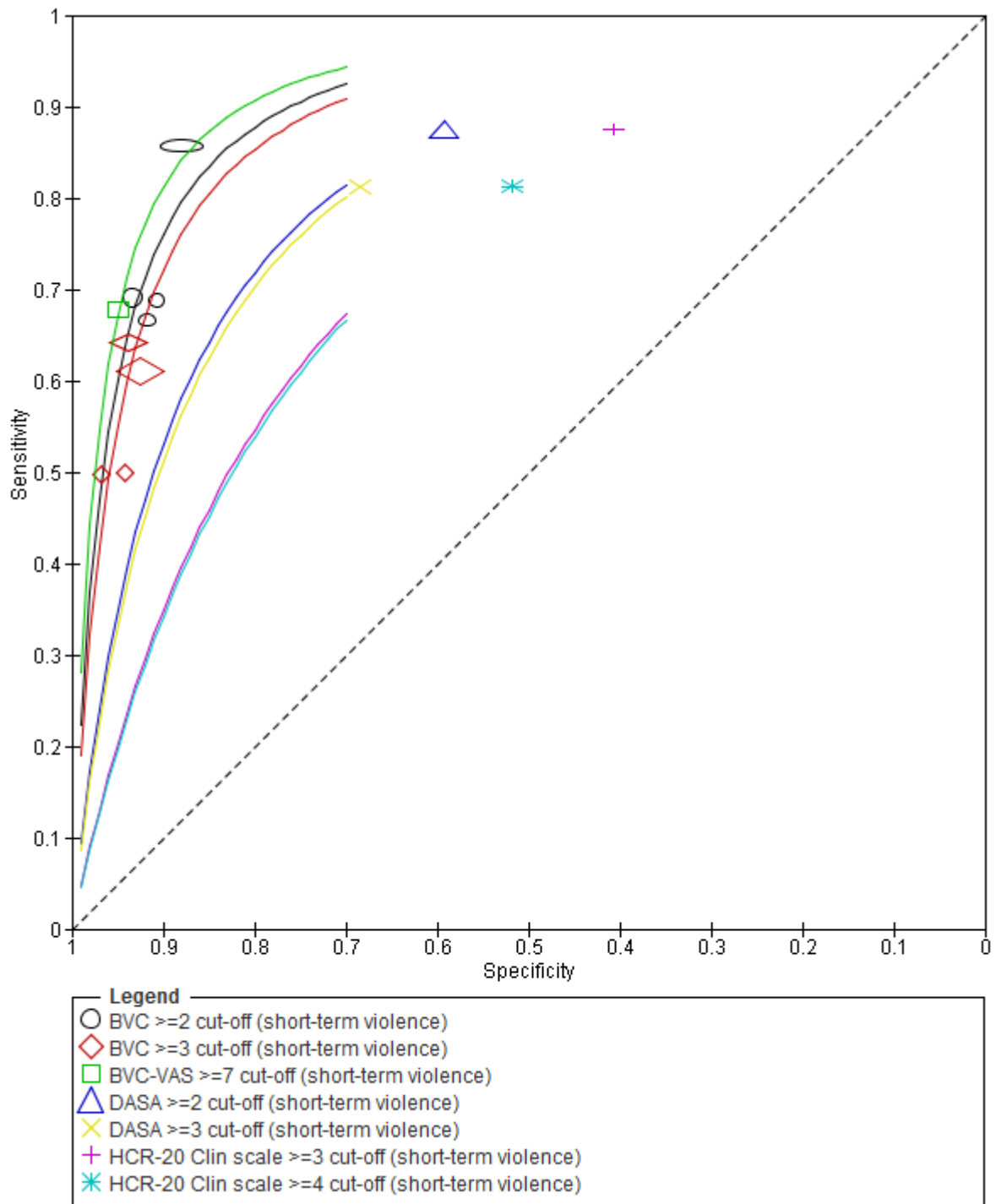
In 1 study of 70 adults in a forensic setting, the HCR-20 Clinical Scale using a cut-off of  $\geq 4$  had a sensitivity of 0.81 (95% CI, 0.54 to 0.96) and specificity of 0.52 (95% CI, 0.38 to 0.66) and LR+ = 1.69; LR- = 0.36.

For comparison, 1 study of 470 adults in an inpatient setting that evaluated unstructured clinical judgement is included here. When doctors and nurses independently agreed about the risk, the sensitivity was 0.17 (95% CI, 0.09 to 0.29) and specificity was 0.99 (95% CI, 0.97 to 0.99), and LR+ = 11.86; LR- = 0.84. When doctors and nurses did not agree, the sensitivity was 0.31 (95% CI, 0.20 to 0.44) and specificity was 0.93 (95% CI, 0.90 to 0.95), and LR+ = 4.62; LR- = 0.74.

**Figure 1: Forest plot of sensitivity and specificity for instruments used to predict violence in the short-term**

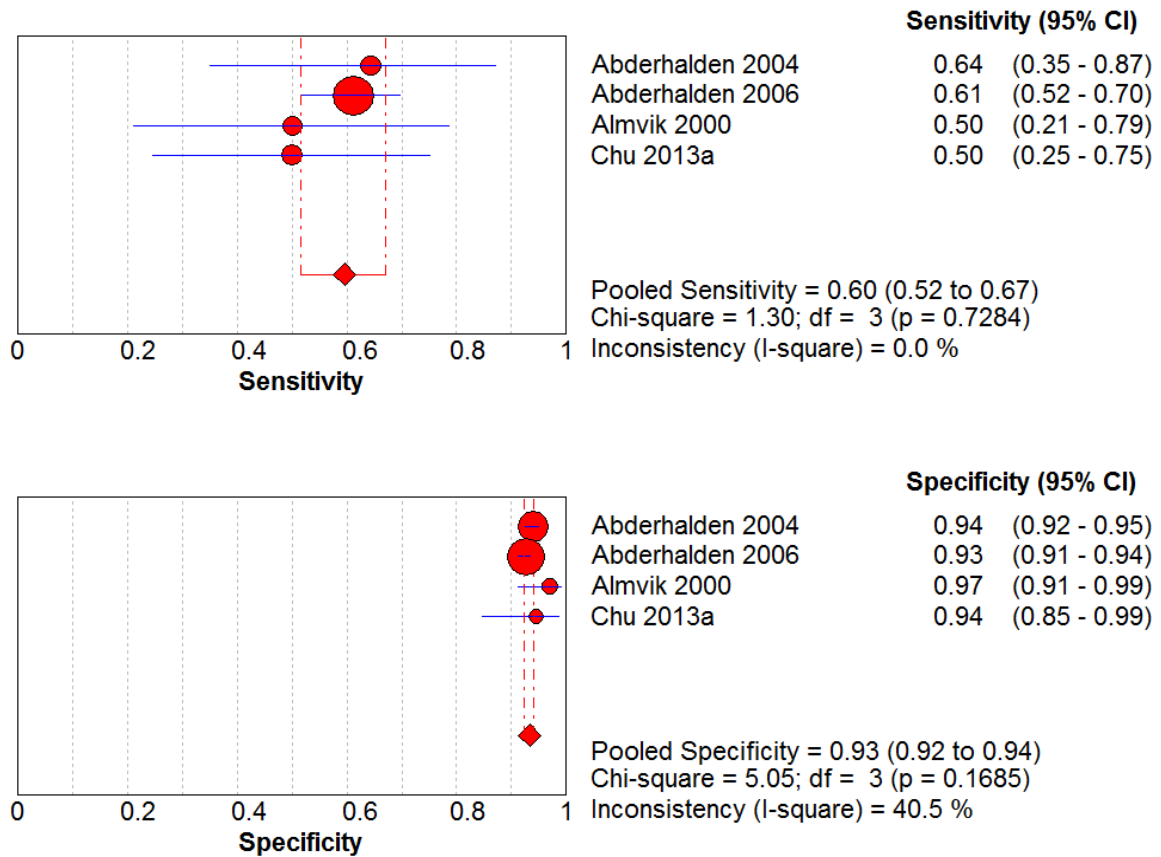


**Figure 2: Summary ROC curve for the prediction of violence in the short-term**



**Figure 3: Forest plots of pooled sensitivity and specificity for the BVC used to predict violence in the short-term (cut-off  $\geq 2$ )**

**Figure 4: Forest plots of pooled sensitivity and specificity for the BVC used to predict violence in the short-term (cut-off  $\geq 3$ )**



#### 4.4.5 Health economic evidence

No studies assessing the cost effectiveness of prediction instruments for violent and aggressive behaviour by mental health service users in health and community care settings were identified by the systematic search of the economic literature. Details on the methods used for the systematic review of the economic literature are described in Chapter 3.

A case identification model that would model the health and cost consequences of risk prediction of violent and aggressive incidents by mental health service users was considered to be useful; nevertheless, the available clinical and cost data were not of sufficient quality to populate an informative model.

##### *Economic evidence statement*

No relevant economic evaluations were identified. Moreover, it was not possible to undertake economic modelling in this area.

## 4.5 LINKING EVIDENCE TO RECOMMENDATIONS

### 4.5.1 Risk factors and prediction of violence and aggression

#### *Relative value placed on the outcomes considered*

For the review of risk factors, the association between a risk factor and the occurrence of violence/aggression (controlling for other factors) was the outcome of interest. Therefore, only studies that used a multivariate model to determine factors that were independently associated with violence were included. For the review of prediction instruments, sensitivity and specificity of each instrument was primarily used to assess test accuracy. In addition, the AUC and negative and positive likelihood ratios were examined.

#### *Trade-off between clinical benefits and harms*

For the review of risk factors, 7 studies (out of 13) with a total of just under 4000 participants were included in the analysis. Of these, 5 included adult participants in an inpatient setting and 2 included adult participants in a community setting. All but 1 study, which was conducted in Taiwan, were conducted in Westernised countries. Most participants were diagnosed with schizophrenia or bipolar disorder and, on average, two-thirds were male.

In inpatient settings for adults, the most notable finding was the paucity of evidence from studies that used multivariate models to establish which factors were independently associated with violence and aggression. With regard to demographic and premorbid factors only age and gender were included in more than 1 study, and no conclusion could be reached based on the evidence. Regarding criminal history factors, no individual factors were included in more than 1 study. Nevertheless, the evidence did support previous reviews, suggesting that recent and lifetime history of violence is an independent risk factor. With regard to psychopathological risk factors, again, few factors were included in more than 1 study, but diagnosis of schizophrenia and later onset of a psychotic disorder were associated with increased risk. With regard to treatment-related factors, 2 studies suggested that the duration of hospitalisation was unlikely to be a risk factor, and the largest study reported referral by a crisis intervention team, referral by home staff (for those living in supported housing) and involuntary admission were independent risk factors. In community settings for adults, the only factors demonstrated to be risk factors in both studies were history of being victimised and recent drug use. Other risk factors demonstrated in 1 study were history of violence – for women only – and conviction for a non-violent offence. In women, African-Caribbean ethnicity was also an independent risk factor for violence. Based on this evidence and the GDG's expert opinion, several recommendations were made about assessing and managing the risk of violence and aggression (see discussion below under 'Other considerations' for further rationale).

For the review of prediction instruments, the evidence suggested that the BVC using a cut-off of 2 or more has the best trade-off between sensitivity and specificity.

Pooled likelihood ratios indicate that the test is relatively accurate. The BVC combined with a visual analogue scale (cut-off  $\geq 7$ ) has similar sensitivity and specificity. The DASA has poorer accuracy than the BVC, but still has good sensitivity and moderate specificity. The HCR-20 Clinical Scale has good sensitivity but only low specificity. These findings need to be contrasted with unstructured clinical judgement, which was shown to have poor sensitivity even when both a doctor and nurse agreed about each service user's risk of short-term violence. The GDG agreed that prediction instruments should not be used to grade risk (for example, as low, medium or high), but rather as part of an approach to monitor and reduce incidents of violence and aggression and to help develop a risk management plan in inpatient settings. Recommendations were then drafted in light of the knowledge that incorrectly assessing a service user as high risk could harm the therapeutic relationship.

### *Trade-off between net health benefits and resource use*

Because the costs and consequences of violent events are substantial, there are clear resource and quality of life implications associated with prediction instruments that allow prevention and containment.

From the clinical review, the use of prediction instruments based on risk factors does appear to offer utility over clinical opinion alone. Given the potentially serious clinical and cost consequences of violent and aggressive incidents, any improvement in the management of an event due to prescience is considered likely to be cost effective.

### *Quality of the evidence*

For the review of risk factors, across the inpatient studies and across the community studies, the samples do appear to represent the population of interest and therefore the risk of bias associated with this factor was judged to be low. However, all but 1 inpatient and 1 community study were conducted outside the UK. With regard to loss to follow-up, poor reporting made it difficult to judge whether any loss was unrelated to key characteristics of the sample. With regard to measurement of risk factors and violence and aggression, the potential for bias was judged to be low because of the methods used. With regard to confounders and statistical analysis, only studies using an appropriate multivariate analysis were included in the evidence, and therefore the risk of bias was judged to be low.

For the review of prediction instruments, for all studies included in the statistical analysis the risk of bias was generally low. However, in all studies the reference standard was assessed by staff who also completed the instrument being investigated. This issue is well discussed in the literature and potentially leads to a false positive test rate that is exaggerated because the observed behaviour itself will usually lead to staff taking action to prevent violent behaviour.

### *Other considerations*

Taking into account the evidence presented in this chapter, the GDG also reviewed the recommendations from the previous guideline and judged, based on their expert opinion, that several recommendations were still relevant and of value but would need redrafting in the light of the current context, a widening of the scope and the latest NICE style for recommendations.

Following this approach, the GDG agreed, using consensus methods described in Chapter 3, a framework for anticipating violence and aggression in inpatient wards. It was also agreed that it is good practice to undertake risk assessment and risk management using a multidisciplinary approach, and that the staff who undertake assessments of the risk of violence and aggression should be culturally aware. The GDG also saw the benefit of recommending that risk assessments and management plans should be regularly reviewed in the event that the nature of the risk had changed. Finally, following discussion about modifications to recommendations about risk assessment for community and primary care settings, the GDG wished to emphasise that staff working in these settings should share information from risk assessment with other services, partner agencies such as the police and probation services, and with the person's carer if there are risks to them.

Following the stakeholder consultation, the GDG added a recommendation for staff to consider offering psychological help to develop greater self-control and techniques for self-soothing. A similar recommendation had been developed for children and young people and a stakeholder requested that this recommendation be included for adults.

## **4.6 RECOMMENDATIONS**

### **Anticipating and reducing the risk of violence and aggression**

#### *A framework for anticipating and reducing violence and aggression on inpatient psychiatric wards*

**4.6.1.1** Use the following framework to anticipate violence and aggression in inpatient psychiatric wards, exploring each domain to identify ways to reduce violence and aggression and the use of restrictive interventions.

- Ensure that the staff work as a therapeutic team by using a positive and encouraging approach, maintaining staff emotional regulation and self-management (see recommendation 5.7.1.36) and encouraging good leadership).
- Ensure that service users are offered appropriate psychological therapies, physical activities, leisure pursuits such as film clubs and reading or writing groups, and support for communication difficulties.
- Recognise possible teasing, bullying, unwanted physical or sexual contact, or miscommunication between service users.



- Recognise how each service user's mental health problem might affect their behaviour (for example, their diagnosis, severity of illness, current symptoms and past history of violence or aggression).
- Anticipate the impact of the regulatory process on each service user, for example, being formally detained, having leave refused, having a failed detention appeal or being in a very restricted environment such as a low-, medium- or high-secure hospital.
- Improve or optimise the physical environment (for example, use unlocked doors whenever possible, enhance the décor, simplify the ward layout and ensure easy access to outside spaces and privacy).
- Anticipate that restricting a service user's liberty and freedom of movement (for example, not allowing service users to leave the building) can be a trigger for violence and aggression.
- Anticipate and manage any personal factors occurring outside the hospital (for example, family disputes or financial difficulties) that may affect a service user's behaviour.

### *Assessing and managing the risk of violence and aggression*

**4.6.1.2** When assessing and managing the risk of violence and aggression use a multidisciplinary approach that reflects the care setting.

**4.6.1.3** Before assessing the risk of violence or aggression:

- Take into account previous violent or aggressive episodes because these are associated with an increased risk of future violence and aggression.
- Do not make negative assumptions based on culture, religion or ethnicity.
- Recognise that unfamiliar cultural practices and customs could be misinterpreted as being aggressive.
- Ensure that the risk assessment will be objective and take into account the degree to which the perceived risk can be verified.

**4.6.1.4** Carry out the risk assessment with the service user and, if they agree, their carer. If this finds that the service user could become violent or aggressive, set out approaches that address:

- service-user related domains in the framework (see recommendation 4.6.1.1)
- contexts in which violence and aggression tend to occur
- usual manifestations and factors likely to be associated with the development of violence and aggression
- primary prevention strategies that focus on improving quality of life and meeting the service user's needs
- symptoms or feelings that may lead to violence and aggression, such as anxiety, agitation, disappointment, jealousy and anger, and

secondary prevention strategies focusing on these symptoms or feelings

- de-escalation techniques that have worked effectively in the past
- restrictive interventions that have worked effectively in the past, when they are most likely to be necessary and how potential harm or discomfort can be minimised.

- 4.6.1.5** Consider using an actuarial prediction instrument such as the BVC (Brøset Violence Checklist) or the DASA-IV (Dynamic Appraisal of Situational Aggression – Inpatient Version), rather than unstructured clinical judgement alone, to monitor and reduce incidents of violence and aggression and to help develop a risk management plan in inpatient psychiatric settings.
- 4.6.1.6** Consider offering service users with a history of violence or aggression psychological help to develop greater self-control and techniques for self-soothing.
- 4.6.1.7** Regularly review risk assessments and risk management plans, addressing the service user and environmental domains listed in recommendation 4.6.1.1 and following recommendations 4.6.1.3 and 4.6.1.4. The regularity of the review should depend on the assessment of the level of risk. Base the care plan on accurate and thorough risk assessments.
- 4.6.1.8** If service users are transferring to another agency or care setting, or being discharged, share the content of the risk assessment with staff in the relevant agencies or care settings, and with carers.

### *Managing violence and aggression*

- 4.6.1.9** After a risk assessment has been carried out, staff working in community and primary care settings should:
- share the risk assessment with other health and social care services and partner agencies (including the police and probation service) who may be involved in the person's care and treatment, and with carers if there are risks to them
  - be aware of professional responsibilities in relation to limits of confidentiality and the need to share information about risks.

## **4.7 RESEARCH RECOMMENDATIONS**

- 4.7.1.1** What is the effect of detention under the [Mental Health Act](#) on rates of incidence of violence and aggression in inpatient psychiatric wards?
- 4.7.1.2** Are Safewards and/or short term risk assessment effective ways to reduce rates of inpatient aggression?

# 5 PRE- AND IMMEDIATELY PRE-EVENT

## 5.1 INTRODUCTION

The occurrence of a violent incident is generally portrayed as the culmination of a gradually escalating behaviour pattern, starting with restlessness, moving through agitation and irritability, through verbal aggression, gestures, threats, damage to objects in the surrounding area and culminating in an assault. When such a gradually developing behaviour pattern is seen, it allows most scope for prevention, diversion and de-escalation. Several short-term frequent risk assessment and prevention methods are based on this 'escalation cycle', which has some clear validity (Kaplan & Wheeler, 1983).

Initial triggers of these assaults may be internal to the service user, based on their perception of the environment potentially shaped by delusions, hallucinations, confusion, disorientation and misperception, or they may be responding to the behaviour or actions of others. Common triggers in inpatient psychiatric wards include the denial of a request, or a demand to either do something or cease an activity. The symptomatic behaviours of other service users can also trigger violence as they may be intrusive or hard to tolerate. A service user's ability to handle frustration may be severely weakened by their mental health problem, making an aggressive response more likely than if they were well.

While some violent or aggressive incidents arise slowly and are signalled clearly, more often than not incidents occur suddenly and without warning, without any clear provocation or obvious cause, and escalation might be both fast and brief. Where there is a clear and gradual pattern of escalation, staff have the opportunity to implement actions previously agreed with the service user as most likely to help them relax, de-escalate and reach a calmer state of mind. Where there is no warning and violent behaviour has to be immediately managed, staff can, if feasible, use those management methods previously agreed with the service user as being most acceptable. These previous agreements are generally known as 'advance directives' (Bowers et al., 2011c).

Thankfully the vast majority of incidents are of low severity. Nevertheless, some assaults on staff or between patients are serious and severe. Very rarely is it clear that such an attack has been planned in advance by the service user or is deliberately targeted on an individual; weapons may have been fashioned in advance or plans for distractions put in place. Occasionally long-term injury is caused, and deaths are not completely unknown (Ryan & Bowers, 2006).

### 5.1.1 Training programmes

Specific training courses on the prevention and management of aggression, initially called 'control and restraint' or C&R, first emerged in the inpatient psychiatric care

setting in the 1980s, being at first derived from 'Home Office approved' training courses in the UK prison system. These courses were first taken up by staff working in the High Security Psychiatric Hospitals and then passed on to generic district mental health services. Prior to these courses, manual restraint was carried out in an unskilled, ad hoc manner by assembling large numbers of nurses who surrounded the patient and who, on a signal of the person in charge, seized hold of the patient and overpowered them. C&R courses brought standardisation and skilled practice to this situation, and within 10 years were being universally provided in the form of 5-day courses and annual 1-day updates to all staff (nurses and healthcare assistants) working in inpatient areas. These courses quickly spread from the UK to other European countries, while other similar courses were arising in North America.

The content of such courses included legal aspects, ethics, prevention strategies and management (breakaway and manual restraint). All components have varied over time and between providers and countries, making any overall evaluation of 'training' impossible. Because many courses in the UK and elsewhere are commercially provided, it is not possible to accurately describe what is taught because there is no publication of curricula, no common manual of taught techniques, no quality control, no national reporting systems for injuries related to techniques and no way to say how or how well it is taught or to what standards it is assessed.

Potential criteria for the outcomes of training are also varied, from use of restraint only in legal and ethical circumstances (never evaluated or reported), through reductions in violent incident rates following investments in training (frequently reported) or frequency of use of manual restraint (never reported), to reductions in staff and patient injuries (seldom reported). The most frequently reported outcome of training is confidence in handling violent situations, and while this clearly increases it is not known how this relates to any of the more important outcomes such as the frequency of violent incidents or the use of restraint. What is known is that retention of the taught skills by trainees is far from perfect (Dickens et al., 2006). There are no published RCTs evaluating such training packages, but their provision remains a practical necessity for staff to handle extremely disturbed patients in an organised and planned way.

### **5.1.2 Management strategies**

Superimposed on the type of training provision described above are a number of management strategies designed to reduce the frequency of use of seclusion and mechanical/manual restraint, and/or to reduce the frequency of violent incidents on inpatient wards. All of these contain some element of training, to a greater or lesser degree. Most notable amongst these are the use of short term risk assessment tools (considered elsewhere in the guideline), Six Core Strategies, Safewards and positive behavioural support. Each of these initiatives has multiple components and there are varying degrees of overlap between them.

The Six Core Strategies for Reducing Seclusion and Restraint Use<sup>®</sup> were authored by Kevin Ann Huckshorne in the US (National Technical Assistance Center of the National Association of State Mental Health Program Directors). At their point of first codification, there had been ongoing efforts for some years in the US to reduce the use of seclusion and mechanical restraint. Such methods had come to be seen as aversive, traumatising and being used excessively. The Six Core Strategies attempted to describe the common features of successful seclusion and restraint reduction programmes, so that hospitals attempting to do the same in future could do so more reliably and successfully. Given the nature of its origin, Six Core Strategies was not based around a single idea or theory, but represented a collection of what was best validated by experience at the time of its definition. The 6 strategies are: senior management commitment to change; auditing local practice to inform change; workforce development including extensive training; the use of seclusion and restraint reduction tools; increased consumer involvement; and debriefing techniques.

Safewards was defined in the UK by Len Bowers (Bowers, 2014; Bowers et al., 2014) and arose out of a lengthy research programme on conflict (behaviours likely to cause harm to the patient or others: aggression, self-harm, suicide, drug and alcohol use, absconding, rule breaking and medication refusal) and containment (actions by the staff to prevent or minimise harm: pro re nata (as required; p.r.n.) medication, special observation, coerced IM medication, seclusion, manual restraint, show of force and time out) in inpatient care. The Safewards Model was defined from the findings of this research program and a thorough review of all previous literature. From the Safewards Model, a subset of 10 small interventions (out of many possibilities) were subject to a RCT and are now being implemented in many hospitals in the UK. Safewards implementation requires minimal training.

Positive behavioural support is the only model originating in the learning disability field (Johnston et al., 2006). Emerging in the US in the late 1990s, it is composed of many previous common elements and strands in learning disability care, particularly the management of 'challenging behaviour' and the use of skills training and interventions based on functional analysis. It includes environmental adjustment, skills training for patients and enriching patients' quality of life, as well as various behavioural strategies. It is only now being suggested as applicable to inpatient psychiatry via guidance from the UK Department of Health (2014a).

## **5.2 REVIEW PROTOCOL**

The review protocol summary, including the review questions and the eligibility criteria used for this section of the guideline, can be found in Table 17 (prevention strategies), Table 18 (advance decisions and statements), Table 19 (substance misuse). A complete list of review questions can be found in Appendix 5; further information about the search strategy can be found in Appendix 10; the full review protocols can be found in Appendix 9.

**Table 17: Clinical review protocol summary for the review of prevention strategies**

<b>Component</b>	<b>Description</b>
Review questions (RQs)	<p><b>Pre-event:</b></p> <p>2.5 Do observation techniques, used to pre-empt or prevent violent and aggressive behaviour by mental health service users in an inpatient setting, produce benefits that outweigh possible harms when compared with an alternative approach?</p> <p>2.6 Do modifications to the environment (physical and social) of health and community care settings, used to reduce the risks of violent and aggressive behaviour by mental health service users, produce benefits that outweigh possible harms when compared with an alternative approach?</p> <p>2.7 Do management strategies (including staffing levels and IT systems), used to reduce the risks of violent and aggressive behaviour by mental health service users, produce benefits that outweigh possible harms when compared with an alternative approach?</p> <p>2.8 Do training programmes for the use of interventions designed to prevent and manage violent and aggressive behaviour by mental health service users in health and community care settings, for staff, and for staff and service users combined, produce benefits that outweigh possible harms when compared with an alternative management strategy?</p> <p><b>Immediately pre-event:</b></p> <p>3.2 Do observation techniques used to pre-empt or prevent imminent violent and aggressive behaviour by mental health service users in an inpatient setting produce benefits that outweigh possible harms when compared with an alternative management strategy?</p> <p>3.3 Do personal and institutional alarms, CCTV and communication devices used to alert staff to imminent violent and aggressive behaviour by mental health service users in health and community care settings produce benefits that outweigh possible harms when compared with an alternative management strategy?</p> <p>3.4 What principles of practice are necessary to ensure the effectiveness of personal and institutional alarms, CCTV and communication devices in reducing violent and aggressive behaviour by mental health service users in health and community care settings when compared with an alternative management strategy?</p> <p>3.5 Do de-escalation methods used to prevent imminent violent and aggressive behaviour by mental health service users in health and community care settings produce benefits that outweigh possible harms when compared with an alternative management strategy?</p> <p>3.6 Does p.r.n. (pro re nata) medication used to prevent imminent violent and aggressive behaviour by mental health service users in health and community care settings produce benefits that outweigh possible harms when compared with an alternative management strategy?</p>
Population	Mental health service users (excluding people with dementia, learning disabilities, and women with mental health disorders during pregnancy and the postnatal period; these are covered by existing or guidelines in development)

Intervention(s)	<ul style="list-style-type: none"> <li>• Observation techniques</li> <li>• Modifications to the environment</li> <li>• Management strategies</li> <li>• Personal and institutional alarms</li> <li>• De-escalation methods</li> <li>• p.r.n. medication</li> </ul>
Comparison	Usual care or other alternative management strategies
Context	Health and community care settings (review question [RQ 2.5 & 3.2: inpatient settings only)
Critical outcomes	Any reported measures of safety, effectiveness and experience relevant to the prevention of violence and aggression
Study design	Any

**Table 18: Clinical review protocol summary for the review of advance decisions and statements**

Component	Description
Review question(s)	<p><b>Pre-event:</b> 2.9 What role should advance decisions and statements play in the prevention of violence and aggression by mental health service users in health and community care settings?</p> <p><b>Immediately pre-event:</b> 3.1 What role should advance decisions and statements play in the management of imminent violence and aggression by mental health service users in health and community care settings?</p>
Population	Mental health service users (excluding people with dementia, learning disabilities, and women with mental health disorders during pregnancy and the postnatal period; these are covered by existing or guidelines in development)
Intervention	Advance decisions and statements
Comparison	Usual care or other alternative management strategies
Context	Health and community care settings
Critical outcomes	Any reported measures of safety, effectiveness and experience relevant to the prevention of violence and aggression
Study design	Any

**Table 19: Clinical review protocol summary for the review of substance misuse**

Component	Description
Review question	2.11 What is the most appropriate method of recognition and management of substance misuse in mental health service users with violent and aggressive behaviour in health and community care settings?
Population	Mental health service users (excluding people with dementia, learning disabilities, and women with mental health disorders during pregnancy and the postnatal period; these are covered by existing or guidelines in development)
Intervention	Recognition and management of substance misuse
Comparison	Any relevant
Context	Health and community care settings
Critical outcomes	Any reported measures of safety, effectiveness and experience relevant to the recognition and management of substance misuse
Study design	Any

## 5.3 INPATIENT SETTINGS

### 5.3.1 Introduction

Violent incidents are more likely to occur in inpatient settings, in particular acute admission wards and some other speciality areas. This is because patients are more acutely ill, and therefore more likely to misinterpret what is going on around them as well as being less able to control their impulses. It is also because these highly ill patients are in an environment in close proximity with each other, and because that environment is highly regulated. Finally, because many inpatients are admitted because they are known to be a risk to others when ill, and are detained against their will under the [Mental Health Act 1983](#) (HMSO, 1983) they are already angry and frustrated. In combination, these factors can produce a tense atmosphere that provides many potential triggers to aggression. It is a tribute to staff that actual physical aggression to others is as rare as it currently is.

While violence is a higher risk in inpatient areas, it is also the location with the most skilled staff in the highest numbers. These staff can act in ways that avert aggression from occurring through the avoidance of flashpoints, distraction, skilled communication and patient management. Speedy and efficacious medical treatment can also reduce symptoms and therefore risk of aggression. However, should aggression be imminent or actually occur, staff require the necessary skills to manage the patients so as to prevent harm to the aggressor, other patients and the staff themselves, while maintaining the aggressor's dignity and respect and minimising any coercion applied.



### 5.3.2 Studies considered<sup>5</sup>

For the review of prevention strategies in inpatient settings (see Table 17 for the review protocol), in addition to the review conducted for the previous guideline, 6 systematic reviews were judged to be eligible: Bowers 2011 (Bowers et al., 2011b); Johnson 2010 (Johnson, 2010), Livingston 2010 (Livingston et al., 2010), Manna 2010 (Manna, 2010), Stewart 2010a (Stewart et al., 2010), van der Merwe 2009 (van Der Merwe et al., 2009). In addition, a Cochrane review, Sailas 2012 (Sailas & Fenton, 2012), that examined RCT evidence for seclusion and restraint (including the use of management strategies) identified only 2 trials that were awaiting classification. Hence, Sailas 2012 is not considered further. Of the additional primary studies, 11 also met eligibility criteria: Ashcraft 2008 (Ashcraft & Anthony, 2008), Bjorkdahl 2013 (Bjorkdahl et al., 2013), Bowers (unpublished), Feeney 2007 (Feeney et al., 2007), Laker 2010 (Laker et al., 2010), Lee 2012 (Lee et al., 2012), Putkonen 2013 (Putkonen et al., 2013), Steinert 2008 (Steinert et al., 2008), Sutton 2013 (Sutton et al., 2013), Vaaler 2005 (Vaaler et al., 2005), van der Schaaf 2013 (van Der Schaaf et al., 2013). No studies were identified that reviewed the use of advance decisions and statements or substance misuse within an inpatient setting. In addition, 528 studies failed to meet eligibility criteria for the guideline. Further information about both included and excluded studies can be found in Appendix 13.

#### *Prevention strategies*

##### **Observation techniques**

With regard to observation, in the previous guideline review, 11 studies were included (N < 500). Of these, 2 studies provided sufficient evidence to evaluate effectiveness. A further 3 studies provided limited evidence about experience (staff and service user). In the update search, 2 reviews met the inclusion criteria; the first examined the efficacy of formal observation as a risk prevention tool (Manna, 2010); the second considered the outcomes and experiences associated with special observation (Stewart et al., 2010) (see Table 20).

---

<sup>5</sup> Here and elsewhere in the guideline, each study considered for review is referred to by a study ID (primary author and date of study publication, except where a study is in press or only submitted for publication, then a date is not used).

**Table 20: Study information table for systematic reviews evaluating observation techniques (inpatient setting)**

	<b>CG25</b>	<b>Manna 2010</b>	<b>Stewart 2010a</b>
<b>Review question/aim</b>	Are psychosocial techniques, such as observation, effective and appropriate in terms of pre-empting and preventing disturbed/violent and potentially violent situations?	To determine the efficacy of formal observation as a strategy to prevent potential harm	To examine the incidence, duration, antecedents, outcomes and temporal ecology of special observation
<b>Method used to synthesise evidence</b>	Narrative synthesis	Narrative synthesis	Narrative synthesis
<b>Design of included studies</b>	Expert opinion, non-analytic studies (case reports, case series)	Observational studies	Observational studies
<b>Dates searched</b>	Inception to 2002/3	1996 to 2009	1960 to 2009
<b>Electronic databases</b>	MEDLINE , Embase, PsycINFO, Cumulative Index to Nursing and Allied Health (CINAHL)	PubMed, CINAHL, Cochrane Database of Systematic Reviews, PsycINFO	PsycINFO, Cochrane, MEDLINE, Embase Psychiatry, CINAHL, British Nursing Index
<b>No. of included studies</b>	5 <sup>1</sup>	10	63
<b>Participant characteristics</b>	Adult psychiatric service users >16 years	Psychiatric inpatients	'At risk' adult psychiatric inpatients
<b>Intervention</b>	Observation: a 2-way relationship that forms the basis of risk assessment and violence management (categorised as: general, intermittent, within eyesight and within arm's length)	'Formal Observation': routine or general observation; 30 to 15 minute checks; constant and continuous	'Special observation:' observation above the minimum general level of care required for inpatients
<b>Comparison</b>	Usual care or alternative management strategies	Usual care where applicable	Usual care or alternative management strategy
<b>Outcome</b>	<ul style="list-style-type: none"> <li>• Rates of violence and aggression</li> <li>• Experience (service user and staff)</li> </ul>	<ul style="list-style-type: none"> <li>• Rates of violence and aggression</li> <li>• Experience (staff)</li> </ul>	<ul style="list-style-type: none"> <li>• Rates of observation</li> <li>• Rates of violence and aggression</li> <li>• Experience (staff)</li> </ul>
<i>Note.</i>			
<sup>1</sup> Of the included studies, 5 were judged to address the current review question.			

## **Modifications to the environment**

With regard to the previous guideline, 5 observational studies (N < 90) provided limited evidence about the impact and believed impact (staff and service user) of environmental factors on rates of violence and aggression.

In the update search, 4 observational studies were identified (n < 15,500, see Table 21). The first study compared violence and aggression rates and experience of care between refurbished and 'traditional' seclusion rooms using a controlled before and after design (Vaaler 2005). The second was a qualitative study that examined staff and service user's attitudes towards the introduction of a pilot sensory modulation room (Sutton 2013). The remaining studies explored the impact of wider hospital features on rates of violence and aggression (Feeney 2007) and rates and duration of seclusion (van der Schaaf 2013).

**Table 21: Study information table for primary studies evaluating modifications to the environment (inpatient settings)**

<b>Modifications to the environment</b>	
Total no. of studies	4 observational studies
Study ID (N <sup>1</sup> )	(1) Feeney 2007 (195) (2) Sutton 2013 (60) (3) Vaaler 2005 (56) (4) van der Schaaf 2013 (14,834)
Consent gained?	(1, 3) Not applicable (2, 4) Not reported
Country	(1) Iran (2) New Zealand (3) Norway (4) Netherlands
Setting	(1-4) Inpatient
Diagnosis	(1) Not explicitly stated (2) Schizophrenia and bipolar disorder (3) Mental illness (4) Schizophrenia, schizotypal and delusional disorders; mood disorders; personality disorders and disorders due to the use of psychoactive substances.
Age (mean)	(1) 45 years (2) 39.6 years (3) 37.1 years (4) 46.6 years
Sex (% female)	(1) 43 (2) 90 (3) 50 (4) 46
Ethnicity (% white)	(1-4) Not reported
Intervention(s)	(1) Specialised treatment wards (2) Sensory modulation room (3) Ward refurbishment: 'home-like' seclusion rooms (4) Ward design features
Comparison	(1) 'Stand-alone' psychiatric hospital (2) Not applicable (3) Treatment as usual: traditional seclusion rooms (4) Not applicable
Funding	(1-2) Not reported (3) Norwegian University of Science and Technology (4) Dutch Ministry of Health, Welfare and Sport
Outcomes	(1) Rates of violence and aggression (Modified OAS) (2) Experience of modification (staff and patient) (3) Rates of violence and aggressive behaviour (Positive and Negative Symptom Scale [PANSS], BVC); rates of seclusion; experience of seclusion (patient) (4) Rates and duration of seclusion (Argus Scale)

### **Management strategies/training programmes**

Three reviews were included that considered the impact of management strategies/training programmes on violent and aggressive behaviour in inpatient

settings (Bowers 2011, Johnson 2010, Livingston 2010) (see Table 22). Of these, 2 reviews (Johnson 2010, Livingston 2010) considered the use of integrated training packages. The first (Johnson 2010) considered the role of combined educational programmes on incidences of aggression and the use of restraint and seclusion. Livingston 2010 explored similar outcomes when considering the use of specific and broad training programmes. The final review (Bowers 2011) examined the interaction of containment variables (such as staff factors, including training) and rates of conflict (behaviour likely to harm the individual or others).

With regard to the primary studies, 2 RCTs were included that assessed specific intervention packages: 'Safewards' (Bowers) and an approach based on Six Core Strategies for Reducing Seclusion and Restraint Use<sup>©</sup> (Putkonen 2013). In addition, 5 observational studies were included that examined:

1. whether an approach based on the Six Core Strategies could fully eliminate restraint and seclusion use in 2 crisis centres (Ashcraft 2008),
2. the impact of good staff-patient training relationships (Bergen model) on patient and staff attitudes (Bjorkdahl 2013),
3. de-escalation and physical training interventions compared with C&R (general services) (Laker 2010),
4. 'Strategies in Crisis Intervention and Prevention' (Lee 2012), and
5. a new specialised crisis intervention ward for individuals with personality disorders and adjustment disorders (Steinert 2008) (see Table 23).

**Table 22: Study information table for systematic reviews evaluating management strategies/training programmes (inpatient settings)**

	<b>Bowers 2011</b>	<b>Livingston 2010</b>	<b>Johnson 2010</b>
<b>Review question/aim</b>	To consider the impact of staff factors on seclusion and restraint	To provide a synthesis and critical analysis of the literature relating to aggression management training	To examine research and quality improvement projects that aimed to reduce restraint and seclusion
<b>Method used to synthesise evidence</b>	Narrative synthesis	Narrative synthesis	Narrative synthesis
<b>Design of included studies</b>	Not reported	RCTs through to interrupted time series studies	Interrupted time series design, pre-post design with a comparison group
<b>Dates searched</b>	1960 to 2009	Jan 1990 to April 2007	Inception to May 2009
<b>Electronic databases</b>	MEDLINE, PsycINFO, Cochrane Clinical Trials, Embase Psychiatry, CINAHL, Cochrane Database of Abstracts of Reviews of Effects	PubMed, ISI Web of Science, Ovid, Campbell collaboration	CINAHL, PsycINFO, MEDLINE
<b>No. of included studies</b>	Total number not reported	29	46
<b>Participant characteristics</b>	Adult psychiatric inpatient populations	Adult psychiatric inpatient staff and service users	Psychiatric units, staff and service users
<b>Intervention</b>	Aggression management training program or a staff training program with an aggression management component	Aggression management training programmes or staff training programmes with an aggression management component	Seclusion and restraint
<b>Comparison</b>	Standard care or other alternative intervention	Standard care or other alternative intervention	Standard care or other alternative intervention
<b>Outcome</b>	<ul style="list-style-type: none"> <li>• Aggressive incidents</li> <li>• Staff injuries</li> <li>• Restraint and seclusion rates</li> <li>• Staff confidence, knowledge and perceptions</li> </ul>	<ul style="list-style-type: none"> <li>• Rates of aggressive incidents</li> <li>• Rates of restrictive interventions</li> <li>• Experience (staff)</li> <li>• Adverse effects</li> </ul>	<ul style="list-style-type: none"> <li>• Violent and aggressive incidents</li> <li>• Rates of restrictive interventions</li> <li>• Experience (staff)</li> <li>• Adverse events</li> </ul>
<p><i>Note.</i></p> <p><sup>1</sup> Research not conducted within the UK, methodological issues.</p> <p><sup>2</sup> One small-scale, interrupted, time series design, conducted outside the UK.</p> <p><sup>3</sup> Most studies were small-scale, uncontrolled with limited statistical analysis – difficult to identify mechanism of change in multifaceted approaches adopted.</p>			

**Table 23: Study information table for primary studies evaluating management strategies/training programmes (inpatient settings)**

	<b>Management/training programmes</b>
Total no. of studies	2 RCTs and 5 observational studies
Study ID (N)	(1) Ashcraft 2008 (458) (2) Bjorkdahl 2013 (41 wards) (3) Bowers (1800 annually; 31 wards) – cluster RCT (4) Laker 2010 (195) (5) Lee 2012 (315) (6) Putkonen 2013 (13 wards/88 beds) – cluster RCT (7) Steinert 2008 (588)
Consent gained?	(1, 3, 6) Unclear (2) Yes (4-5, 7) Not applicable
Country	(1) US (2) Sweden (3-5) UK (6) Finland (7) Germany
Setting	(1-3, 7) Inpatient (4-5) Psychiatric intensive care unit (6) Forensic inpatient
Diagnosis	(1-3, 5) Not explicitly stated (4) Schizophrenia and bipolar (6) Psychosis (7) Personality and adjustment disorders
Age (mean)	(1-5) Not reported (4) 35.4 years (6) 39.42 years (7) 35.5 years
Sex (% female)	(1, 3, 5) Not reported (2) 46 (4) 25 (6) 3 (7) 64
Ethnicity (% white)	(1-7) Not reported (4) 22
Intervention(s)	(1, 6) Approach based on Six Core Strategies for Reducing Seclusion and Restraint Use <sup>®</sup> : training (risks, primary and secondary prevention; trauma informed care), the role of leadership, post-event analysis and service user involvement (2) Bergen model: training in positive appreciation of patients, self-regulation of emotional responses and effective structures of rules and routines (3) Safewards: a complex intervention involving 10 ‘Safewards’ interventions, which include training (de-escalation model, tools), agreed staff behaviour protocols such as saying something positive at shift handover, positive messages and regular meetings for service users (4) Training in de-escalation and restraint (5) Strategies in Crisis Intervention and Prevention: training in early intervention and restraint (7) Specialised crisis intervention programme, including patient choice of 3 modules’ of treatment: crisis, therapy or discharge

Comparison	(1-2) Not applicable (3) Package of interventions directed at improving staff physical health (4) Unclear (5) Control and restraint (general services) trained wards (6) Control ward (7) General acute ward
Funding	(1) National Institute on Disability and Rehabilitation Research (Department of Education and the Center for Mental Health Services) (2) AFA Insurance (non-profit organisation) (3-4, 7) Not reported (5) United Kingdom Central Council for Nurses, Midwives and Health Visiting (6) National Institutes of Health and Welfare
Outcomes	(1) Rates of seclusion and restraint (number of months until there is 1 month without their use), rates of adverse events (staff injuries) (2) Experience: staff-patient interaction (ward perception) (3) Rates of containment and rates of violent and aggressive behaviour (conflict) (4) Rates and severity of coercive intervention (rapid tranquillisation / physical restraint ['hands on']) (5) Rates of violent and aggressive behaviour (6) Rates and duration of seclusion, restraint and room observation and rates of violent and aggressive behaviour.

### 5.3.3 Clinical evidence for prevention strategies (inpatient settings)

Where the evidence allowed the GRADE approach to be used, the full evidence profiles can be found in Appendix 14. A summary of the findings and the quality of the evidence can be found below.

#### *Observation techniques*

##### **Effectiveness of observation**

In the [previous guideline](#) and 2 more recent reviews with several thousand participants<sup>6</sup> (Manna 2010, Stewart 2010a), there was low-quality evidence that was inconclusive as to the effectiveness of observation in pre-empting and preventing violence and aggression. Furthermore, the practice of observation was complex and involved the simultaneous accommodation of benefits such as increased opportunities for one-to-one nursing, and harms such as increased pressure on nursing hours.

In 1 review of several hundred participants (Stewart 2010a), there was low-quality evidence suggesting that potential reductions in observation could occur without an increase in violence and aggression.

##### **Service user and staff experience of observation**

In the previous guideline review with several thousand participants, there was low-quality evidence suggesting that service users prefer to be observed by a nurse that they know and that most staff find observation a stressful procedure.

---

<sup>6</sup> An estimate value is given where the number of participants was not directly available for all studies; here, the number has been approximated from available data such as numbers of beds.



## *Modifications to the environment*

### **Effectiveness of modifications to the environment**

In 2 observational studies with 251 participants (Feeney 2007, Vaaler 2005) there was very low-quality evidence was inconclusive with regard to the impact of environmental modifications on rates of violence and aggression.

In 1 observational study with 14,834 participants (van der Schaaf 2013), there was low-quality evidence suggesting that specific design features were associated with likelihood of seclusion. Features reported to increase the rate of seclusion included the presence of outdoor space and the availability of 'special safety measures'. Features reported to decrease the rate of seclusion included having private space, a higher level of comfort and visibility on wards.

### **Service user and staff experience of modifications to the environment**

In 2 observational studies with 116 participants (Sutton 2013, Vaaler 2005), there was very low-quality evidence suggesting that environmental modifications were associated with positive service user experience.

## *Management strategies/training programmes*

### **Effectiveness of management strategies/training programmes**

Low-quality evidence from 2 reviews that included 46 studies of management strategies (Johnson 2010) and 29 studies of training programmes (Livingston 2010) highlighted the difficulty of reaching conclusions based on this evidence. Reasons given by Johnson 2010 were: 'the small sample sizes, the fact that many of these projects were conducted in one institution, the lack of statistical analyses, and [that] the lack of comparison groups reduce the confidence one ascribes to the findings and the generalizability of the findings to other settings.' (Johnson 2010, p. 186) Reasons given by Livingston 2010 include that the included research evaluated 'different types of aggression management programs, which contain a variety of approaches. The focus, curriculum, and duration of the training vary substantially from one program to another.' (Livingston 2010, p. 24).

Moderate-quality evidence from 2 RCTs involving 44 wards (Bowers, Putkonen 2013), suggested that a management strategy/training programme can reduce the use of restrictive interventions without increasing the rate of violence and aggression. In the trial of Safewards, Bowers demonstrated that the intervention reduced both 'containment events' and 'conflict events' when compared with the control. In the trial of Six Core Strategies, Putkonen 2013 demonstrated that the intervention when compared with the control reduced 'restraint-seclusion and observation days' with no difference between groups in terms of violence. An earlier observational study with 458 inpatients (Ashcraft 2008) found that it was possible to reduce seclusion and restraint to near zero using an approach based on the Six Core Strategies (low-quality evidence).

Low-quality evidence from 1 observational study with 588 people with personality disorders and adjustment disorders (Steinert 2008) supported the findings from the RCTs described above, demonstrating that a specialised crisis intervention programme reduced violent behaviour and the use of restrictive interventions. However, low-quality evidence from an observational study with 195 service users admitted to a psychiatric intensive care unit (Laker 2010) failed to show de-escalation and restraint training to be effective.

Another observational study (Lee 2012) compared training in early intervention and de-escalation techniques (Strategies in Crisis Intervention and Prevention) with training in a non-pain variant of restraint (C&R – general services). The authors reported low-quality evidence in favour of restraint training, but also noted that the findings cannot be generalised to other inpatient settings.

In 2 reviews (Johnson 2010, Livingston 2010) and 1 observational study (Ashcraft 2008) with several hundred participants, there was low-quality evidence that was inconclusive in terms of the impact of staff training on adverse effects, including staff injuries.

#### **Service user and staff experience of management strategies/training programmes**

There was low-quality evidence from 3 reviews (Bowers 2011, Johnson 2010, Livingston 2010) and 1 observational study (Bjorkdahl 2013), with several hundred participants, suggesting partial support that staff training had a positive impact on staff confidence, knowledge and attitudes.

#### **5.3.4 Health economic evidence**

From the range of interventions considered in this section, 1 economic study was found that referred to a modification to the environment in an inpatient setting (Nanda et al., 2011). Details on the methods used for the systematic review of the economic literature are described in Chapter 3; full references and evidence tables for all economic evaluations included in the systematic literature review are provided in Appendix 18. Completed methodology checklists of the studies are provided in Appendix 17.

In the modification to the environment study identified (Nanda et al., 2011), modification took the form of visual art. This study compared 4 different art conditions: an abstract image by Pollock, an abstract-representational scene by Van Gogh, a realistic nature stock photography image and no art. The study was carried out in an acute care psychiatric unit in the US. Each art condition was displayed on the main wall of the patient lounge for between 16 and 19 days with the control condition of no art being displayed for 21 days. A hospital perspective was taken, with data collected on the number of events requiring p.r.n medication and staff costs during the period the art was displayed. Local cost sources were used to calculate costs. Using the data collected during the study period, the number of events was projected to estimate the costs over a 1-year time horizon. Qualitative

interviews with unit nurses were also carried out to investigate the mechanisms of the treatment.

According to the results, there were fewer events requiring p.r.n medication in the realistic nature art condition than in the purely abstract or control conditions. The costs per event of p.r.n provision were calculated as \$60.30, which, when projected over a year, implied hospital cost savings of \$4748, \$1297 and \$719 for realistic nature, abstract representational and abstract when respectively compared with the control condition of no art (the cost year was 2011). The intervention artwork was donated and its cost was not incorporated. Though an incremental analysis was not carried out, the realistic condition resulted in the greatest cost savings and fewest events and so may be considered the dominant option in this analysis.

This study has a number of limitations including the short observation time (16 to 19 days for treatment conditions), the lack of a quality of life measure and the observational estimate of treatment effect. Fluctuations in service user populations may fully explain the results in absence of statistical or experimental controls. In addition, the study was carried out over 6 weeks at a single US location. For these reasons, the study was considered to be only partly applicable and to have very serious limitations, and was therefore not considered in decision-making.

#### *Economic evidence statement*

One economic study was identified that suggested that displaying realistic nature scenes may reduce the need for p.r.n. medication. This analysis was considered to be partly applicable with very serious limitations, and therefore was not considered in making recommendations.

## **5.4 EMERGENCY DEPARTMENT SETTINGS**

### **5.4.1 Introduction**

The previous guideline focused on inpatient psychiatric settings and emergency departments, but since its publication in 2005 much has changed economically, politically and socially concerning the NHS in general, and emergency departments in particular.

The [Mental Health Crisis Care Concordat](#) (HM Government, 2014) states that, 'The Government has put mental health at the centre of its programme of health reform.' It has therefore included a specific objective for the NHS, in the Mandate from the Government to NHS England (Department of Health, 2013b).

On 10 November 2011, the Design Council published the report '[Reducing violence and aggression in A&E: Through a better experience](#)', where they state:

*Violence and aggression towards frontline hospital staff is estimated to cost the NHS at least £69 million a year in staff absence, loss of productivity and additional security. As many as 59,000 physical assaults occur in English NHS hospitals each*

*year, a figure which continues to rise. With over 21 million patients attending A&E departments each year, increasing pressure on A&E departments can lead to negative experiences for both patients and staff. In the complex, high pressure environment of A&E escalating frustrations can be particularly difficult to manage and diffuse. (The Design Council, 2011)*

The report identified 6 profile types that may contribute to the development of violence and aggression, accepting that many patients exhibit the traits of more than 1 profile. This, as the report suggests, clearly makes the management of service users whose behaviour is violent or aggressive more complex and difficult. The profiles identified are those who are clinically confused, frustrated, intoxicated, antisocial/angry, distressed/frightened and socially isolated. Significantly the report states 'Intoxication, in particular alcohol consumption, is believed by staff to be one of the most significant contributors to violence and aggression in A&E departments'. The report also refers to 'environmental factors playing their part, including waiting times, lack of information and boredom to name but a few'.

For the purposes of this guideline, it is recognised that violence and aggression in emergency settings can come from a number of sources outside of patients experiencing mental health crises. There are, however, key indicators, so it is important to identify at the earliest opportunity patients who are potentially more disposed to violent and aggressive behaviour, gathering (within reason) all available information, to help inform staff when making decisions to firstly try to prevent an episode and, if that is not possible, to manage any violent and aggressive behaviour that occurs (James et al., 2006).

#### **5.4.2 Studies considered**

One review and 1 primary study, which examined management strategies/training programmes for the prevention of violence and aggression within the context of emergency departments (see Table 17 for the review protocol), met eligibility criteria: Anderson 2010 (Anderson et al., 2010), Gerdtz 2013 (Gerdtz et al., 2013). No studies met the eligibility criteria for the remaining review questions. In addition, 528 studies failed to meet eligibility criteria for the guideline. Further information about both included and excluded studies can be found in Appendix 13.

#### ***Prevention strategies***

##### **Management strategies/training programmes**

One review (Anderson 2010) examined the impact of management strategies/training programmes on the levels of violent and aggressive behaviour directed towards emergency department nurses (Table 24). The reviewed interventions included: modifications to practices and policies, and educational programmes targeting individual and collective skills sets. One primary study was also included that used a mixed-methods design to measure the impact of a staff training programme on attitude change (Gerdtz 2013) (Table 25).

**Table 24: Study information table for systematic reviews evaluating management strategies/training programmes (emergency department)**

	<b>Anderson 2010</b>
<b>Review question/aim</b>	To review interventions intended to minimise workplace violence directed against emergency department nurses.
<b>Method used to synthesise evidence</b>	Narrative synthesis
<b>Design of included studies</b>	Reviews and primary study equivalent to 'expert opinion'
<b>Dates searched</b>	May and September 2007
<b>Electronic databases</b>	Cochrane, CINAHL, MEDLINE, Joanna Briggs Institute, ISI Current Contents, First Search, Digital Dissertations.
<b>No. of included studies</b>	14
<b>Participant characteristics</b>	Nurses and emergency department clientele
<b>Intervention</b>	Environment modifications, practice and policy interventions, individual and collective skill set interventions
<b>Comparison</b>	Standard care or other alternative intervention
<b>Outcome</b>	Skills acquisition, attitudes, weapon confiscation, changes in workplace practice

**Table 25: Study information table for primary studies evaluating management strategies/training programmes (emergency department)**

	<b>Training programmes</b>
Total no. of studies	1 observational study
Study ID (N)	Gerdtz 2013 (471)
Consent gained?	Yes
Country	Australia
Setting	Emergency department
Diagnosis	Not reported
Age (mean)	Not reported
Sex (% female)	Service user: not reported Staff: 81
Ethnicity (% white)	Not reported
Intervention(s)	45-minute staff in-service training programme
Comparison	Not applicable
Funding	Victorian Department of Health Nurse Policy Branch Occupational Violence Prevention Fund
Outcomes	Experience: staff attitudes to management

### **5.4.3 Clinical evidence for prevention strategies (emergency department settings)**

#### *Management strategies/training programmes*

##### **Effectiveness of management strategies/training programmes**

In 1 review (Anderson 2010) with several hundred participants, there was low-quality evidence that was inconclusive as to whether management strategies/training programmes reduced the rates of violence and aggression in emergency departments.

##### **Service user and staff experience of management strategies/training programmes**

In 1 observational study with 471 participants (Gerdtz 2013), there was low-quality evidence that suggested partial support for staff training having a positive impact on staff attitudes.

### **5.4.4 Health economic evidence**

No studies assessing the cost effectiveness of interventions in emergency department settings were identified by the systematic search of the economic literature. Details on the methods of the systematic search of economic literature are provided in Chapter 3.

## **5.5 COMMUNITY SETTINGS**

### **5.5.1 Introduction**

The [previous guideline](#) was focused solely upon inpatient care and, while a number of features are the same, there are also a number of different issues for community settings.

Community settings do not provide the same controlled environments as inpatient settings. Community settings include general practitioner (GP) surgeries, home visits, residential units (one of the highest incidences of aggression to care staff is in residential units for older people with dementia), public places, community mental health teams, assertive outreach teams and paramedic services. In contrast to inpatient settings, where the more controlled environment means that access to information on any previous incidents tends to be more readily available and more easily shared, in community settings there may be more dispersed and fragmented knowledge about the patient/client; and frequently there is more isolation from the support of other staff. Furthermore, community settings generally lack features of infrastructure that may be used in the management of violence and aggression in inpatient settings.

Violence and aggression in community health and social care settings is not uncommon. A survey of over 2000 care workers found that one of the greatest difficulties reported was clients' challenging behaviours, as experienced by nearly 1

in 10 workers (Skills for Care, 2007). Care workers had often suffered verbal or physical abuse from service users or their families at some stage in their careers with 49% reporting verbal abuse and 35% reporting physical abuse. In 2010/11, there were 2348 injuries to workers in non-residential social care (Health and Safety Executive, 2012).

Social care workers in the field of mental health and residential work are more likely to be assaulted than those working in other areas. Research suggests that violence is under-reported in both health and social care settings (O'Beirne & Gabe, 2005; Pahl, 1999). While fatal assaults on social care professionals are rare, when these have occurred there has often been a shared characteristic of professionals working in relative isolation in the community.

How information about violent incidents is collated, who collates it, their methods, and how they go on to share the information with other agencies is key to risk assessment and management in this area. In particular, the sharing of information across inpatient and community settings, and health and social care organisations is crucial. Employers have a responsibility to ensure that risk assessments are appropriately carried out and shared, and have been prosecuted under health and safety legislation where this has not been the case.

The scale and seriousness of violence and aggression in community settings means that better knowledge and understanding of the triggers for such behaviour, and the consequent responses, are needed. This is crucial for the safety of staff and service users, and is essentially a joint enterprise to find more socially acceptable ways to deal with conflict and stress in day-to-day interactions.

This means that there is a need to find better ways to understand the triggers for, and best responses to, violence and aggression in community settings when working with people with mental health problems. This is not only for the staff but also to help service users engage with an understanding of their own violent and aggressive behaviour, and to recognise it as a problem for themselves and others. Then, they can go on to learn more socially acceptable ways to deal with conflict, stress and upset in contact with mental health staff in the community.

### **5.5.2 Studies considered**

For the review of prevention strategies within community settings (see Table 17 for the review protocol), 7 studies met eligibility criteria for community settings: Thornicroft 2013 (Barrett et al., 2013; Thornicroft et al., 2013), Campbell 2012 (Campbell & Kisely, 2012), Papageorgiou 2004 (Papageorgiou et al., 2004), Ruchlewska 2014 (Ruchlewska et al., 2014), Srebnik 2005 (Srebnik et al., 2005), Swanson 2006 (Swanson et al., 2006), Swanson 2008 (Swanson et al., 2008). All addressed the role of advance decisions and/or statements in the prevention and management of violent and aggressive behaviour. No literature addressing the remaining review questions was eligible. In addition, 528 studies failed to meet

eligibility criteria for the guideline. Further information about both included and excluded studies can be found in Appendix 13.

### *Advance decisions and statements*

One review (2 RCTs) was included that considered the use of ‘advance treatment directives’ (defined as a document specifying a person’s preferences for treatment, should he or she lose capacity to make such decisions in the future) as a strategy to prevent violent and aggressive behaviour (Campbell & Kisely, 2012). As part of a larger review, the authors examined the impact of directives on the reduction of violence as defined by rates of compulsory admission at 18 months (see Table 26).

With regard to primary studies, 3 RCTs were included that examined the impact of advance decisions and statements on long-term rates of compulsory admission (Thornicroft 2013, Ruchlewska 2014) and coercive crisis interventions (Swanson 2006). Three observational studies (Papageorgiou 2004, Srebnik 2005, Swanson 2008) were also included that examined clinician and service future preferences recorded in the statements (Table 27).

**Table 26: Study information table for systematic reviews evaluating advance decisions and statements (community setting)**

	<b>Campbell 2012</b>
<b>Review question/aim</b>	To examine the effects of ‘advance treatment directives’ for people with severe mental illness
<b>Method used to synthesise evidence</b>	Meta-analysis
<b>Design of included studies</b>	RCTs
<b>Dates searched</b>	1872 to February 2008
<b>Electronic databases</b>	Cochrane Library, BIOSIS, CINAHL, Embase, MEDLINE, SciSearch (Science Citation Index), Google
<b>No. of included studies</b>	2
<b>Participant characteristics</b>	Psychotic illness or non-psychotic bipolar disorder
<b>Intervention</b>	Joint crisis planning
<b>Comparison</b>	Standard care or alternative interventions
<b>Outcome</b>	<ul style="list-style-type: none"> <li>• Rates of psychiatric admissions within 15 months</li> <li>• Adverse effects: death at 15 months</li> </ul>



**Table 27: Study information table for primary studies evaluating advance decisions and statements (community setting)**

Total no. of studies (N)	3 RCTs and 3 observational studies (1674)
Study ID (N)	(1) Thornicroft 2013 (569) <sup>1</sup> (2) Papageorgiou 2004 (79) (3) Ruchlewska 2014 (212) <sup>1</sup> (4) Srebnik 2005 (106) (5) Swanson 2006 (469) <sup>1</sup> (6) Swanson 2008 (239)
Consent gained?	(1-6) Yes
Country	(1-2) UK (3) Netherlands (4-6) US
Setting	(1- 6) Community mental health service
Diagnosis	(1) Schizophrenia spectrum disorder and affective disorders (2) Psychosis (63%), depression/bipolar disorder (28%) and other (9%) (3) Schizophrenia and bipolar disorder II (4) Schizophrenia spectrum (44%), bipolar disorder (27%), major depression (22%) and other (7%) (5-6) Schizophrenia, schizoaffective disorder; other psychotic disorder or major mood disorder with psychotic features.
Age (mean)	36-42 years
Sex (% female)	(1) 5 (2) 39 (3) 31 (4-6) 55-60
Ethnicity (% white)	(1) 62 (2-3) Not reported (4) 75 (5, 6) 38
Intervention(s)	(1) Joint crisis planning and treatment as usual (2) Preference for care booklet (3) Patient advocate crisis plan/clinician-facilitated crisis plan (4) Computer facilitated preference statements (AD-Maker) (5-6) Structured facilitation of psychiatric advance directives
Comparison	(1) Treatment as usual only - the care programme approach (2, 4) Not applicable (3) Standard practice (crisis plan may be created if requested) (5-6) 'Non-completers' who chose/did not complete psychiatric advance directives
Funding	(1) UK Medical Research Council and the National Institute for Health Research (2) NHS (3) National Institute of Mental Health (NIMH) and Independent Research Scientist Career Award (4) NIMH and John D. and Katherine T. MacArthur Foundation (5-6) NIMH, MacArthur Foundation Research Network on Mandated Community Treatment
Outcomes	(1) Experience: working alliance, service engagement and perceived coercion (1, 3) Rates of psychiatric admission within 18 months (2, 4) Experience: service user and/or clinician preference (5) Experience: working alliance

	(6) Rates of coercive crisis interventions: (i) being picked up by the police and transported to an emergency room or other facility for psychiatric treatment (ii) being placed in handcuffs; (iii) being involuntarily committed to hospital (iv) being placed in seclusion (v) being placed in physical restraint (v) receiving forced medication
<i>Note.</i> <sup>1</sup> RCT.	

### 5.5.3 Clinical evidence for prevention strategies (community settings)

Where the evidence allowed the GRADE approach to be used, the full evidence profiles can be found in Appendix 14. A summary of the findings and the quality of the evidence can be found below.

#### *Advance decisions and statements*

##### **Effectiveness of advance decisions and statements**

In 1 review (Campbell & Kisely, 2012) that included 2 RCTs, and 2 separate recent RCTs (Thorncroft 2013, Ruchlewska 2014), with a total of 1359 participants, there was very low-quality evidence that was inconclusive as to whether advance decisions and statements reduced voluntary and involuntary psychiatric admissions or duration of hospitalisation within 18 months. However, Campbell 2012 reported that, based on the RCT with 160 participants, there was evidence that the risk of violence was lower in the group that used 'advance treatment directives'.

In 1 observational study with 239 participants (Swanson 2008) there was very low-quality evidence, which provided partial support for the use of 'psychiatric advance directives' reducing the odds of future use of coercive crisis interventions by 24 months.

In 1 RCT with 469 participants (Swanson 2006) there was very low-quality evidence, which found partial support for the short-term (1 month) improvement in working alliance between service users and clinicians following the use of an intervention that facilitated the use of 'psychiatric advance directives'. Based on low-quality evidence, no long-term (18 months) effect was found by a trial of joint crisis plans that included 569 participants (Thorncroft 2013).

In 2 observational studies with 185 participants (Papageorgiou 2004, Srebnik 2005), there was low-quality evidence suggesting that advance decisions and statements could be used by service users even with more severe mental health problems. However, Papageorgiou 2004 highlighted the difficulty of using advance decisions and statements, and the need to integrate them into service users care plan.

### 5.5.4 Health economic evidence

No studies assessing the cost effectiveness of interventions in the community setting were identified in the systematic economic literature search. Details on the methods of the systematic search of economic literature are provided in Chapter 3.

## 5.6 LINKING EVIDENCE TO RECOMMENDATIONS

### *Relative value placed on the outcomes considered*

The GDG agreed that any reported outcomes relevant to the safety, effectiveness and experience of the management of short-term violence and aggression should be considered. In practice, the outcomes most often reported were rates of violence and aggression, use of restrictive interventions, and experience based on both quantitative and qualitative evidence.

### *Trade-off between clinical benefits and harms*

For inpatient settings, based on evidence from studies of observation techniques used to pre-empt or prevent violent and aggressive behaviour, there is insufficient evidence to reach a conclusion about the impact that observation techniques have directly on violence and aggression. However, there was some evidence that levels of observation could in some circumstances be reduced without an increase in violence and aggression. Regarding service user and staff experience, it is perhaps not surprising that service users preferred to be observed by a nurse that they knew and that most staff found observation a stressful procedure.

For all settings, based on evidence from studies of modifications to the environment in the inpatient setting, there is insufficient evidence to reach a conclusion about the impact that modifications have directly on violence and aggression. However, environmental features are likely to impact on the need for seclusion and can have a positive impact on service user experience.

For all settings, based on evidence from studies of management strategies/training programmes in inpatient and emergency department settings, there is insufficient evidence to reach a conclusion about the impact that they have directly on violence and aggression. Nevertheless, such strategies may reduce the rates and duration of restrictive interventions without increasing the rate of violence and aggression. In addition, staff training is likely to improve staff confidence, knowledge and attitudes. The GDG agreed that although specific strategies and training programmes could not be recommended, a variety of principles would help improve practice by reducing the use of restrictive interventions. In addition, it was also felt that although there was a paucity of evidence, good practice necessitated recommendations about de-escalation and about using p.r.n. medication as part of a strategy to de-escalate or prevent situations that may lead to violence or aggression, and recommendations were developed by consensus. The GDG considered it important to separate recommendations for p.r.n. medication and rapid tranquilisation to distinguish between the use of pharmacological interventions used as part of strategies to de-escalate or prevent situations that may lead to violence and aggression (p.r.n.) and those used during an episode of violence or aggression (rapid tranquilisation). The GDG recognised that there may be occasions when the situation is changing rapidly and the point at which the intervention is administered (pre-event or during the event) is a subjective one. Bearing in mind general principles about the intervention being proportionate to the risk and using the least restrictive

option, the GDG judged that the oral route should be used whenever this is appropriate and reasonable. When a decision is made to administer medication by the parenteral route in order to provide urgent sedation, this is considered to be rapid tranquilisation (see Chapter 6 for recommendations on rapid tranquillisation). The GDG agreed that recommendations should make it clear that any pharmacological strategy used to calm, relax, tranquillise or sedate service users in inpatient settings should be individualised and reviewed at least once a week, or more frequently if necessary. The GDG was concerned about possible risk of harm associated with use of p.r.n., for example, the maximum daily dose (including the standard dose, p.r.n. dose and dose used for rapid tranquillisation) being exceeded, and made recommendations accordingly.

For all settings, based on evidence from studies of advance decisions (formerly called 'advance directives') and advance statements in community settings, there is insufficient evidence to reach a conclusion about the direct impact that advance decisions and statements have on violence and aggression. Despite this, the GDG agreed that it was good practice to involve service users in all decisions about their care, and advance decisions or statements about the use of restrictive interventions should be encouraged.

No relevant evidence examining the benefits and harms associated with the use of personal and institutional alarms, CCTV and communication devices (including IT systems) met eligibility criteria; therefore, the GDG chose not to make recommendations concerning their use. In addition, there was no evidence to specifically address the question about the recognition and management of substance misuse in mental health service users with violent and aggressive behaviour in health and community care settings.

More generally, the GDG agreed that across all settings there were principles for managing violence and aggression that could be used to improve service user experience, participation in decision-making, and reduce discrimination. This includes respecting human rights and compliance with existing legislation. In particular, the GDG felt that barriers to a service user exercising their rights should be identified and reduced, and if this is not possible, the reason should be recorded in their notes. It was also agreed that carers should also be involved in decision-making wherever possible, if the service user agrees. In addition, prevention of violence and aggression would be assisted by health and social care provider organisations having policies on the searching of service users, carers and visitors.

In the inpatient setting, the GDG felt that it was important to make recommendations relevant to prevention based on good practice. It was felt that all staff working in inpatient settings should be trained and that they should understand the risks involved in using restrictive interventions. With regard to observation, it was agreed that health and social care provider organisations should have a policy on observation and positive engagement that adheres to definitions set out in this guideline. Based on expert opinion, the GDG agreed that when

observation continues for 1 week or more, a multidisciplinary review should be conducted. In addition, based on their expert opinion, a review of the definitions in the previous guideline, and the views of stakeholders, the GDG developed what they considered to be more accurate definitions of the different levels of observation, namely low-level intermittent (every 30 to 60 minutes), high-level intermittent (every 15 to 30 minutes), continuous and multiprofessional continuous observation. Recommendations about the use of other restrictive interventions during an event are covered in Chapter 6.

In emergency department settings, the GDG agreed that healthcare provider organisations have an obligation to train staff in techniques to reduce the risk of violence and aggression, and also in mental health triage, and this should be used alongside physical health triage. In addition, it was important to ensure there were sufficient numbers of staff on duty who have had this training. Also regarding staffing, the GDG agreed that every emergency department should have a psychiatric liaison service that can provide immediate access to a psychiatric nurse or doctor. As a result of the stakeholder consultation the GDG added 5 recommendations: 2 on liaison mental health and 2 on having a designated room for mental health assessments, which were derived from the previous guideline, and 1 on training to differentiate between acute organic brain syndromes; acute brain injuries and mania or other psychoses.

In community settings, the GDG agreed it was good practice for healthcare provider organisations, including ambulance trusts, to ensure they have up-to-date policies for managing violence and aggression. These policies should cover lone working in community and primary care settings. As with other settings, the GDG agreed that it was important to make recommendations about staff training and management of violence and aggression, including risk assessment, but that training should be provided depending on the frequency of violence and aggression in each setting. In particular, based on GDG expert opinion, a recommendation was made about sharing risk assessments.

### *Trade-off between net health benefits and resource use*

The use of observation will draw staff time away from other duties and this opportunity cost must be compared with the alternative methods of managing comparable episodes of violence and aggression. Clinical evidence evaluating observation techniques was unclear but generally supportive of their use, however, it provided little support for particular methods. Difficulties defining observation and its relevant alternatives are barriers to developing economic guidance in this area. The recommendations made here primarily refer to principles of observation that point to benefits such as safety, positive engagement and dignity given that observation will be practiced. These benefits represent principles of the NHS and, as such, rigid trade-offs in terms of resources and observable benefit may be less appropriate.

The clinical evidence on modifications to the environment was also inconclusive with sparse evidence and difficulties in defining the intervention as separate from multicomponent programmes. Recommendations for all settings were based on general principles and local appropriateness with sensible modifications likely to produce important improvements in patient experience and reduce management costs of violent and aggressive incidents.

Though the evidence on the effect of training, management strategies and advance decisions and statements was inconclusive across settings, the GDG considered that the area remains worthy of investment due to savings from improved management of violent events.

In addition to reduced costs there are wider goals, which staff training, a reduced focus on restrictive interventions and advance decisions and statements may promote, such as improved relationships and an increased understanding of the causes of violence in mental health settings.

### *Quality of the evidence*

The evidence for the management of violence and aggression pre- and immediately pre-event was generally low to very low quality. For the review of modification to the environment, the evidence was from observational studies with serious risk of bias across multiple domains, and imprecision due to small sample sizes. For the review of staff training, the evidence was from RCTs, but risk of bias across multiple domains and/or imprecision due to small sample sizes.

### *Other considerations*

Taking into account the evidence presented in this chapter, the GDG also reviewed the recommendations from the previous guideline and judged, based on their expert opinion, that several recommendations were still relevant and of value but would need redrafting in the light of the current context, a widening of the scope and latest NICE style for recommendations.

Following this approach, the GDG agreed, using consensus methods described in Chapter 3, to recommend that the safety and dignity of service users (and the safety of staff) are to the fore when anticipating violence and aggression, and that staff understand the legal framework in the context of managing violence and aggression. The recommendations on a policy for searching, and how to carry out searches, were also based on the previous guideline, updated in line with the current context. Recommendations about de-escalation principles and techniques were also formulated using this method.

The GDG also reviewed the guideline, [Service User Experience in Adult Mental Health](#) (NICE, 2004) and agreed that a cross-reference to this guideline would be beneficial because that guideline covers detention under the [Mental Health Act](#) and other areas that are relevant to people with a mental health problem who exhibit violent or aggressive behaviour.

## 5.7 RECOMMENDATIONS

### 5.7.1 All settings

#### Principles for managing violence and aggression

##### *Improving service user experience*

5.7.1.1 Use this guideline in conjunction with NICE's guideline on [service user experience in adult mental health](#) and:

- work in partnership with service users and their carers
- adopt approaches to care that respect service users' independence, choice and human rights
- increase social inclusion by decreasing exclusionary practices, such as the use of seclusion and the [Mental Health Act 1983](#).

5.7.1.2 Ensure that the safety and dignity of service users and the safety of staff are priorities when anticipating or managing violence and aggression.

5.7.1.3 Use of restrictive interventions must be undertaken in a manner that complies with the [Human Rights Act 1998](#) and the relevant rights in the European Convention on Human Rights.

5.7.1.4 Unless a service user is detained under the [Mental Health Act 1983](#) or subject to a deprivation of liberty authorisation or order under the [Mental Capacity Act 2005](#), health and social care provider organisations must ensure that the use of restrictive interventions does not impose restrictions that amount to a deprivation of liberty.

##### *Staff training*

5.7.1.5 In any setting in which restrictive interventions could be used, health and social care provider organisations should train staff to understand and apply the [Human Rights Act 1998](#), the [Mental Capacity Act 2005](#) and the [Mental Health Act 1983](#).

##### *Involving service users in decision-making*

5.7.1.6 Involve service users in all decisions about their care and treatment, and develop care and risk management plans jointly with them. If a service user is unable or unwilling to participate, offer them the opportunity to review and revise the plans as soon as they are able or willing and, if they agree, involve their carer.

5.7.1.7 Check whether service users have made advance decisions or advance statements about the use of restrictive interventions, and whether a decision-maker has been appointed for them, as soon as possible (for example, during admission to an inpatient psychiatric unit) and take this information into account when making decisions about care.

- 5.7.1.8** If a service user has not made any advance decisions or statements about the use of restrictive interventions, encourage them to do so as soon as possible (for example, during admission to an inpatient psychiatric unit). Ensure that service users understand the main side-effect profiles of the medications recommended in this guideline for rapid tranquillisation (see recommendation 6.6.3.21) so that they can make an informed choice.
- 5.7.1.9** Ensure that service users understand that during any restrictive intervention their human rights will be respected and the least restrictive intervention will be used to enable them to exercise their rights (for example, their right to follow religious or cultural practices during restrictive interventions) as much as possible. Identify and reduce any barriers to a service user exercising their rights and, if this is not possible, record the reasons in their notes.
- 5.7.1.10** Ensure that carers are involved in decision-making whenever possible, if the service user agrees, and that carers are involved in decision-making for all service users who lack mental capacity, in accordance with the [Mental Capacity Act 2005](#).

### *Preventing violations of service users' rights*

- 5.7.1.11** Evaluate, together with the service user, whether adjustments to services are needed to ensure that their rights and those of their carers (including rights related to protected characteristics as defined by the [Equality Act 2010](#)) are respected, and make any adjustments that are needed. Adjustments might include providing a particular type of support, modifying the way services are delivered or the approach to interaction with the service user, or making changes to facilities. Record this in the service user's care plan.
- 5.7.1.12** Health and social care provider organisations should train staff in cultural awareness and in the organisation's duties under the [Equality Act 2010](#).

## **Anticipating and reducing the risk of violence and aggression**

### *Reducing the use of restrictive interventions*

#### **Staff training**

- 5.7.1.13** Health and social care provider organisations should train staff who work in services in which restrictive interventions may be used in psychosocial methods to avoid or minimise restrictive interventions. This training should enable staff to develop:
- a person-centred, values-based approach to care, in which personal relationships, continuity of care and a positive approach to promoting health underpin the therapeutic relationship
  - an understanding of the relationship between mental health problems and the risk of violence and aggression
  - skills to assess why behaviour is likely to become violent or aggressive, including personal, constitutional, mental, physical,



environmental, social, communicational, functional and behavioural factors

- skills, methods and techniques to reduce or avert imminent violence and defuse aggression when it arises (for example, verbal de-escalation)
- skills, methods and techniques to undertake restrictive interventions safely when these are required
- skills to undertake an immediate post-incident debrief (see recommendations 6.6.3.39-6.6.3.45)
- skills to undertake a formal external post-incident review in collaboration with experienced service users who are not currently using the service (see recommendations 6.6.3.46-6.6.3.47).

### **Restrictive intervention reduction programme**

**5.7.1.14** Health and social care provider organisations should ensure that all services that use restrictive interventions have a restrictive intervention reduction programme (see recommendation 5.7.1.15) to reduce the incidence of violence and aggression and the use of restrictive interventions.

**5.7.1.15** Restrictive intervention reduction programmes should:

- ensure effective service leadership
- address environmental factors likely to increase or decrease the need for restrictive interventions (see recommendation 4.6.1.1)
- involve and empower service users and their carers
- include leisure activities that are personally meaningful and physical exercise for service users
- use clear and simple care pathways
- use de-escalation
- use crisis and risk management plans and strategies to reduce the need for restrictive interventions
- include post-incident debrief and review (see recommendations 6.6.3.39-6.6.3.45)
- explore the current and potential use of technology in reporting, monitoring and improving the use of restrictive interventions
- have routine outcome monitoring, including quality of life and service user experience
- be based on outcome measures (safety, effectiveness and service user experience) to support quality improvement programmes
- include regular staff training in line with recommendation 5.7.1.13.

### ***An individualised pharmacological strategy to reduce the risk of violence and aggression***

**5.7.1.16** A multidisciplinary team that includes a psychiatrist and a specialist pharmacist should develop and document an individualised pharmacological strategy for using routine and p.r.n. medication to calm,

relax, tranquillise or sedate service users who are at risk of violence and aggression as soon as possible after admission to an inpatient psychiatric unit.

**5.7.1.17** The multidisciplinary team should review the pharmacological strategy and the use of medication at least once a week and more frequently if events are escalating and restrictive interventions are being planned or used. The review should be recorded and include:

- clarification of target symptoms
- the likely timescale for response to medication
- the total daily dose of medication, prescribed and administered, including p.r.n. medication
- the number of and reason for any missed doses
- therapeutic response
- the emergence of unwanted effects.

If rapid tranquillisation is being used, a senior doctor should review all medication at least once a day.

## **Preventing violence and aggression**

### *Searching*

#### **Developing a policy on searching**

**5.7.1.18** Health and social care provider organisations should have an operational policy on the searching of service users, their belongings and the environment in which they are accommodated, and the searching of carers and visitors. The policy should address:

- the reasons for carrying out a search, ensuring that the decision to search is proportionate to the risks
- the searching of service users detained under the [Mental Health Act 1983](#) who lack mental capacity
- the rationale for repeated searching of service users, carers or visitors, for example those who misuse drugs or alcohol
- the legal grounds for, and the methods used when, undertaking a search without consent, including when the person physically resists searching
- which staff members are allowed to undertake searching and in which contexts
- who and what can be searched, including persons, clothing, possessions and environments
- the storage, return and disposal of drugs or alcohol
- how to manage any firearms or other weapons carried by service users, including when to call the police
- links to other related policies such as those on drugs and alcohol, and on police liaison.

**5.7.1.19** Develop and share a clear and easily understandable summary of the policy on searching, for use across the organisation for all service users, carers or visitors who may be searched.

### **Carrying out searches**

**5.7.1.20** Health and social care provider organisations should ensure that searches are undertaken by 2 members of staff, at least 1 of whom should be the same sex as the person being searched.

**5.7.1.21** When a decision has been made to undertake a search:

- provide the person who is to be searched with the summary of the organisation's policy on searching
- seek consent to undertake the search
- explain what is being done and why throughout the search
- ensure the person's dignity and privacy are respected during the search
- record what was searched, why and how it was searched, and the disposal of any items found.

**5.7.1.22** If a service user refuses to be searched, carry out a multidisciplinary review of the need to perform a search using physical force and explore any consequences in advance. Use physical force only as a last resort.

**5.7.1.23** If consent for a search has not been given, a multidisciplinary review has been conducted and physical force has been used, conduct an immediate post-incident debrief (see recommendations 6.6.3.39–6.6.3.45) and a formal external post-incident review (see recommendations 6.6.3.46–6.6.3.47) with the service user that includes a visit from an advocacy service or hospital manager.

**5.7.1.24** If a service user is carrying a weapon, ask them to place it in a neutral location rather than handing it over.

**5.7.1.25** If a service user who is at risk of becoming violent or aggressive is in a room or area where there are objects that could be used as weapons, remove the objects or relocate the service user.

**5.7.1.26** Audit the exercise of powers of search and report the outcomes to the trust board or equivalent governing body at least twice a year.

### ***Using p.r.n. medication***

**5.7.1.27** When prescribing p.r.n. medication as part of a strategy to de-escalate or prevent situations that may lead to violence and aggression:

- do not prescribe p.r.n. medication routinely or automatically on admission
- tailor p.r.n. medication to individual need and include discussion with the service user if possible

- ensure there is clarity about the rationale and circumstances in which p.r.n. medication may be used and that these are included in the care plan
- ensure that the maximum daily dose is specified and does not inadvertently exceed the maximum daily dose stated in the [British National Formulary \(BNF\)](#) when combined with the person's standard dose or their dose for rapid tranquillisation
- only exceed the [BNF](#) maximum daily dose (including p.r.n. dose, the standard dose and dose for rapid tranquillisation) if this is planned to achieve an agreed therapeutic goal, documented, and carried out under the direction of a senior doctor
- ensure that the interval between p.r.n. doses is specified.

**5.7.1.28** The multidisciplinary team should review p.r.n. medication at least once a week and, if p.r.n. medication is to be continued, the rationale for its continuation should be included in the review. If p.r.n. medication has not been used since the last review, consider stopping it.

### *De-escalation*

#### **Staff training**

**5.7.1.29** Health and social care provider organisations should give staff training in de-escalation that enables them to:

- recognise the early signs of agitation, irritation, anger and aggression
- understand the likely causes of aggression or violence, both generally and for each service user
- use techniques for distraction and calming, and ways to encourage relaxation
- recognise the importance of personal space
- respond to a service user's anger in an appropriate, measured and reasonable way and avoid provocation.

#### **General principles**

**5.7.1.30** Establish a close working relationship with service users at the earliest opportunity and sensitively monitor changes in their mood or composure that may lead to aggression or violence.

**5.7.1.31** Separate agitated service users from others (using quiet areas of the ward, bedrooms, comfort rooms, gardens or other available spaces) to aid de-escalation, ensuring that staff do not become isolated.

**5.7.1.32** Use a wide range of verbal and non-verbal skills and interactional techniques to avoid or manage known 'flashpoint' situations (such as refusing a service user's request, asking them to stop doing something they wish to do or asking that they do something they don't wish to do) without provoking aggression.

- 5.7.1.33** Encourage service users to recognise their own triggers and early warning signs of violence and aggression and other vulnerabilities, and to discuss and negotiate their wishes should they become agitated. Include this information in care plans and advance statements and give a copy to the service user.
- 5.7.1.34** Communicate respect for and empathy with the service user at all stages of de-escalation.

### **De-escalation techniques**

- 5.7.1.35** If a service user becomes agitated or angry, 1 staff member should take the primary role in communicating with them. That staff member should assess the situation for safety, seek clarification with the service user and negotiate to resolve the situation in a non-confrontational manner.
- 5.7.1.36** Use emotional regulation and self-management techniques to control verbal and non-verbal expressions of anxiety or frustration (for example, body posture and eye contact) when carrying out de-escalation.
- 5.7.1.37** Use a designated area or room to reduce emotional arousal or agitation and support the service user to become calm. In services where seclusion is practised, do not routinely use the seclusion room for this purpose because the service user may perceive this as threatening.

### **Using restrictive interventions in inpatient psychiatric settings**

Restrictive interventions are most likely to be used in inpatient psychiatric settings, but may be used in emergency departments, outpatient services and child and adolescent mental health services (CAMHS).

#### *Staff training*

- 5.7.1.38** Health and social care provider organisations should train staff working in inpatient psychiatric settings to undertake restrictive interventions and understand the risks involved in their use, including the side-effect profiles of the medication recommended for rapid tranquillisation in this guideline, and to communicate these risks to service users.

#### *Observation*

##### **General principles**

- 5.7.1.39** Staff should be aware of the location of all service users for whom they are responsible, but not all service users need to be kept within sight.
- 5.7.1.40** At least once during each shift a nurse should set aside dedicated time to assess the mental state of, and engage positively with, the service user. As part of the assessment, the nurse should evaluate the impact of the service user's mental state on the risk of violence and aggression, and record any risk in the notes.

## **Developing a policy on observation**

**5.7.1.41** Health and social care provider organisations should have a policy on observation and positive engagement that includes:

- definitions of levels of observation in line with recommendation 5.7.1.42
- who can instigate, increase, decrease and review observation
- when an observer should be male or female
- how often reviews should take place
- how service users' experience of observation will be taken into account
- how to ensure that observation is underpinned by continuous attempts to engage therapeutically
- the levels of observation necessary during the use of other restrictive interventions (for example, seclusion)
- the need for multidisciplinary review when observation continues for 1 week or more.

## **Levels of observation**

**5.7.1.42** Staff in inpatient psychiatric wards (including general adult wards, older adult wards, psychiatric intensive care units and forensic wards) should use the following definitions for levels of observation, unless a locally agreed policy states otherwise.

- Low-level intermittent observation: the baseline level of observation in a specified psychiatric setting. The frequency of observation is once every 30–60 minutes.
- High-level intermittent observation: usually used if a service user is at risk of becoming violent or aggressive but does not represent an immediate risk. The frequency of observation is once every 15–30 minutes.
- Continuous observation: usually used when a service user presents an immediate threat and needs to be kept within eyesight or at arm's length of a designated one-to-one nurse, with immediate access to other members of staff if needed.
- Multiprofessional continuous observation: usually used when a service user is at the highest risk of harming themselves or others and needs to be kept within eyesight of 2 or 3 staff members and at arm's length of at least 1 staff member.

## **Using observation**

**5.7.1.43** Use observation only after positive engagement with the service user has failed to dissipate the risk of violence and aggression.

- 5.7.1.44** Recognise that service users sometimes find observation provocative, and that it can lead to feelings of isolation and dehumanisation.
- 5.7.1.45** Use the least intrusive level of observation necessary, balancing the service user's safety, dignity and privacy with the need to maintain the safety of those around them.
- 5.7.1.46** Give the service user information about why they are under observation, the aims of observation, how long it is likely to last and what needs to be achieved for it to be stopped. If the service user agrees, tell their carer about the aims and level of observation.
- 5.7.1.47** Record decisions about observation levels in the service user's notes and clearly specify the reasons for the observation.
- 5.7.1.48** When deciding on levels of observation take into account:
- the service user's current mental state
  - any prescribed and non-prescribed medications and their effects
  - the current assessment of risk
  - the views of the service user, as far as possible.
- 5.7.1.49** Record clearly the names and titles of the staff responsible for carrying out a review of observation levels (see recommendation 5.7.1.42) and when the review should take place.
- 5.7.1.50** Staff undertaking observation should:
- take an active role in engaging positively with the service user
  - be appropriately briefed about the service user's history, background, specific risk factors and particular needs
  - be familiar with the ward, the ward policy for emergency procedures and potential risks in the environment
  - be approachable, listen to the service user and be able to convey to the service user that they are valued.
- 5.7.1.51** Ensure that an individual staff member does not undertake a continuous period of observation above the general level for longer than 2 hours. If observation is needed for longer than 2 hours, ensure the staff member has regular breaks.
- 5.7.1.52** When handing over to another staff member during a period of observation, include the service user in any discussions during the handover if possible.
- 5.7.1.53** Tell the service user's psychiatrist or on-call doctor as soon as possible if observation above the general level is carried out (see recommendation 5.7.1.42).

## **5.7.2 Emergency department settings**

### *Liaison mental health*

- 5.7.2.1 Healthcare provider organisations and commissioners should ensure that every emergency department has routine and urgent access to a multidisciplinary liaison team that includes consultant psychiatrists and registered psychiatric nurses who are able to work with children, young people, adults and older adults.
- 5.7.2.2 Healthcare provider organisations should ensure that a full mental health assessment is available within 1 hour of alert from the emergency department at all times.

### *Staff training*

- 5.7.2.3 Healthcare provider organisations should train staff in emergency departments in methods and techniques to reduce the risk of violence and aggression, including anticipation, prevention and de-escalation.
- 5.7.2.4 Healthcare provider organisations should train staff in emergency departments in mental health triage.
- 5.7.2.5 Healthcare provider organisations should train staff in emergency departments to distinguish between excited delirium states (acute organic brain syndrome), acute brain injury and excited psychiatric states (such as mania and other psychoses).

### *Staffing*

- 5.7.2.6 Healthcare provider organisations should ensure that, at all times, there are sufficient numbers of staff on duty in emergency departments who have training in the management of violence and aggression in line with this guideline.

### *Preventing violence and aggression*

- 5.7.2.7 Undertake mental health triage for all service users on entry to emergency departments, alongside physical health triage.
- 5.7.2.8 Healthcare provider organisations should ensure that emergency departments have at least 1 designated interview room for mental health assessment that.



- is close to or part of the main emergency department receiving area
- is made available for mental health assessments as a priority
- can comfortably seat 6 people
- is fitted with an emergency call system, an outward opening door and a window for observation
- contains soft furnishings and is well ventilated
- contains no potential weapons.

5.7.2.9 Staff interviewing a person in the designated interview room should:

- inform a senior member of the emergency nursing staff before starting the interview
- make sure another staff member is present.

### 5.7.3 Community and primary care settings

#### *Developing policies*

5.7.3.1 Health and social care provider organisations, including ambulance trusts, should ensure that they have up-to-date policies on the management of violence and aggression in people with mental health problems, and on lone working, in community and primary care settings, in line with this guideline.

#### *Staff training*

5.7.3.2 Health and social care provider organisations, including ambulance trusts, should consider training staff working in community and primary care settings in methods of avoiding violence, including anticipation, prevention, de-escalation and breakaway techniques, depending on the frequency of violence and aggression in each setting and the extent to which staff move between settings.

5.7.3.3 Health and social care provider organisations, including ambulance trusts, should ensure that staff working in community and primary care settings are able to undertake a risk assessment for violence and aggression in collaboration with service users known to be at risk and their carers if possible. The risk assessment should be available for case supervision and in community teams it should be subject to multidisciplinary review.

### Managing violence and aggression

5.7.3.4 In community settings, carry out [Mental Health Act 1983](#) assessments with a minimum of 2 people, for example a doctor and a social worker.

## 5.8 RESEARCH RECOMMENDATIONS

5.8.1.1 Which medication is effective in promoting de-escalation in people who are identified as likely to demonstrate significant violence?

- 5.8.1.2** What forms of management of violence and aggression do service users prefer and do advance statements and decisions have an important role in management and prevention?
- 5.8.1.3** What is the content and nature of effective de-escalatory actions, interactions and activities used by mental health nurses, including the most effective and efficient means of training nurses to use them in a timely and appropriate way?
- 5.8.1.4** How effective are restraint and seclusion minimisation models in reducing the use of restraint, seclusion and/or restrictive interventions in UK inpatient mental health settings?

# 6 DURING AND POST-EVENT

## 6.1 INTRODUCTION

Once a violent event has occurred, the timescale for action changes dramatically. Within a very short time, interventions have to be given that are 'restrictive', in that they curtail, control and avoid further violence. These interventions include pharmacological treatment, restraint, seclusion, and environmental changes to prevent damage to property or harm to others. The method chosen depends greatly on the nature of the violence and the setting in which it occurs. Where weapons are involved and the level of threat is greater, the police may have to be called to render assistance and disarm the person before subsequent management by the staff. Once any capacity for continuing the attack is neutralised, the focus moves to resolving the situation with the service user, verbally, via medical treatment, or via the setting, rather than longer-term forms of containment.

## 6.2 REVIEW PROTOCOL

The review protocol summaries, including the review questions and the eligibility criteria used for this Chapter of the guideline, can be found in Table 28 (experience during and post-event), Table 29 (non-pharmacological management strategies during an event), Table 30 (rapid tranquillisation during an event), Table 31 (management strategies involving the police during an event) and Table 32 (post-incident management). A complete list of review questions can be found in Appendix 5; further information about the search strategy can be found in Appendix 10; the full review protocols can be found in Appendix 9).

**Table 28: Clinical review protocol summary for the review of the experience of the management of violence and aggression (during and post-event)**

Component	Description
Review questions	<p><b>Mental health service users</b></p> <p>1.1 Does race/ethnicity of a service user or staff member make a difference to how they are treated when they are involved in a violent and aggressive behaviour incident in health and community care settings?</p> <p>1.2 Do service users perceive that the race/ethnicity of a service user or staff member makes a difference to how they are treated when they are involved in a violent and aggressive behaviour incident in health and community care settings?</p> <p>1.3 Does gender of a service user or staff member make a difference to how they are treated when they are involved in a violent and aggressive behaviour incident in health and community care settings?</p> <p>1.4 Do service users perceive that the gender of a service user or staff member makes a difference to how they are treated when they are involved in a violent and aggressive behaviour incident in health and community care settings?</p> <p>1.5 What are the service users' perspectives of the considerations needed for the short-term management of violent and aggressive behaviour in health and community care settings where the service user has physical disabilities?</p> <p><b>Carers of mental health service users</b></p> <p>1.6 Do carers perceive that the race/ethnicity of a service user or staff member makes a difference to how they are treated when they are involved in a violent and aggressive behaviour incident in health and community care settings?</p> <p>1.7 Do carers perceive that the gender of a service user or staff member makes a difference to how they are treated when they are involved in a violent and aggressive behaviour incident in health and community care settings?</p> <p>1.8 What are the carers of mental health service users perspectives of the considerations needed for the short-term management of violent and aggressive behaviour in health and community care settings where the service user has physical disabilities?</p> <p><b>Staff</b></p> <p>1.9 Do staff perceive that the race/ethnicity of a service user or staff member makes a difference to how they are treated when they are involved in a violent and aggressive behaviour incident in health and community care settings?</p> <p>1.10 Do staff perceive that the gender of a service user or staff member makes a difference to how they are treated when they are involved in a violent and aggressive behaviour incident in health and community care settings?</p> <p>1.11 What are the staff perspectives of the considerations needed for the short-term management of violent and aggressive behaviour in health and community care settings where the service user has physical disabilities?</p>
Population	Mental health service users (excluding people with dementia, learning disabilities, and women with mental health disorders during pregnancy and the postnatal period; these are covered by existing or guidelines in development)
Intervention(s)	Not applicable
Comparison	Not applicable
Context	Short-term (72 hours) management in health and community care settings
Critical outcomes	Service user/carer/staff views
Study design	Systematic reviews and qualitative research

**Table 29: Clinical review protocol summary for the review of non-pharmacological management strategies (during an event)**

Component	Description
Review questions	<p>4.1 Do modifications to the environment (both physical and social) of health and community care settings used to reduce the level of violent and aggressive behaviour by service users with mental health problems produce benefits that outweigh possible harms when compared with an alternative management strategy?</p> <p>4.2 Does the use of personal and institutional alarms, CCTV and communication devices for the short-term management of violent and aggressive behaviour by mental health service users in health and community care settings produce benefits that outweigh possible harms when compared with an alternative management strategy?</p> <p>4.3 Does seclusion used for the short-term management of violent and aggressive behaviour by mental health service users in health and community care settings produce benefits that outweigh possible harms when compared with an alternative management strategy?</p> <p>4.4 Do de-escalation methods used for the short-term management of violent and aggressive behaviour by mental health service users in health and community care settings produce benefits that outweigh possible harms when compared with an alternative management strategy?</p> <p>4.5 Do physical restraint techniques (including manual and mechanical restraint) used by staff for the short-term management of violent and aggressive behaviour by mental health service users in health and community care settings produce benefits that outweigh possible harms when compared with an alternative management strategy?</p> <p>4.9 What factors should influence the decision to transfer a mental health service user with violent and aggressive behaviour to a more secure environment?</p>
Subquestion	<p>4.6 If physical restraint techniques (including manual and mechanical restraint) are used by staff for the short-term management of violent and aggressive behaviour by mental health service users in health and community care settings, how should use be modified if, for example, the service user is:</p> <ul style="list-style-type: none"> <li>• undergoing withdrawal</li> <li>• intoxicated</li> <li>• a heavy drinker</li> <li>• seriously medically ill</li> <li>• has physical disabilities or injuries or is physically frail</li> <li>• pregnant</li> <li>• obese</li> </ul>
Population	Mental health service users (excluding people with dementia, learning disabilities, and women with mental health disorders during pregnancy and the postnatal period; these are covered by existing or guidelines in development)
Intervention(s)	<ul style="list-style-type: none"> <li>• Modifications to the environment</li> <li>• Personal and institutional alarms</li> <li>• Seclusion</li> <li>• De-escalation methods</li> <li>• Physical restraint</li> </ul>
Comparison	Usual care or other alternative management strategies
Context	Short-term (72 hours) management in health and community care settings
Critical outcomes	<ul style="list-style-type: none"> <li>• Any reported measures of safety and effectiveness relevant to the short-term management of aggressive/violent behaviour</li> <li>• Service user/carer/staff views</li> </ul>
Study design	RCTs, observational studies and systematic reviews

**Table 30: Clinical review protocol summary for the review of rapid tranquillisation (during an event)**

Component	Description
Review question(s)	4.7 Does rapid tranquillisation used for the short-term management of violent and aggressive behaviour by mental health service users in health and community care settings produce benefits that outweigh possible harms when compared with an alternative management strategy?
Subquestion	4.8 If rapid tranquillisation is used in the short-term management of violent and aggressive behaviour by mental health service users in health and community care settings, how should use be modified if, for example, the service user is: <ul style="list-style-type: none"> <li>• undergoing withdrawal</li> <li>• intoxicated</li> <li>• a heavy drinker</li> <li>• seriously medically ill</li> <li>• has physical disabilities or injuries or is physically frail</li> <li>• pregnant</li> <li>• obese</li> </ul>
Population	Mental health service users (excluding people with dementia, learning disabilities, and women with mental health disorders during pregnancy and the postnatal period; these are covered by existing or guidelines in development)
Intervention(s)	Rapid tranquillisation or urgent sedation (the use of medication to calm/lightly sedate the service user, reduce the risk to self and/or others and achieve an optimal reduction in agitation and aggression, thereby allowing a thorough psychiatric evaluation to take place, and allowing comprehension and response to spoken messages throughout the intervention. Although not the overt intention, it is recognised that in attempting to calm/lightly sedate the service user, rapid tranquillisation may lead to deep sedation/anaesthesia): <ul style="list-style-type: none"> <li>• Antipsychotic drugs (aripiprazole, chlorpromazine, haloperidol, loxapine, olanzapine, quetiapine, risperidone)</li> <li>• Benzodiazepines</li> <li>• Antihistamines</li> </ul>
Comparison	<ul style="list-style-type: none"> <li>• Placebo</li> <li>• Another intervention</li> </ul>
Context	Short-term (72 hours) management in health and community care settings
Critical outcomes	<ul style="list-style-type: none"> <li>• Rates of violence and aggression<sup>1</sup></li> <li>• Tranquillisation (feeling of calmness and/or calm, non-sedated behaviour)<sup>1</sup></li> <li>• Sedation/somnolence<sup>1</sup></li> <li>• Adverse effects<sup>1</sup></li> <li>• Service user/carer/staff views<sup>1</sup></li> <li>• Economic outcomes<sup>1</sup></li> </ul>
Study design	RCTs
<p>Note.</p> <p><sup>1</sup> Adapted from the previous guideline.</p>	

**Table 31: Clinical review protocol summary for the review of management strategies involving the police (during an event)**

Component	Description
Review question(s)	4.10 What is the best management strategy for the transfer of mental health service users to or between places of safety? 4.11 What is the best management strategy when the police are called to support mental health staff manage violent and aggressive behaviour by mental health service users in health and community care settings? 4.12 What is the best management strategy when mental health staff are required to call the police to take someone into custody because of violent and aggressive behaviour in health and community care settings?
Population	Mental health service users (excluding people with dementia, learning disabilities, and women with mental health disorders during pregnancy and the postnatal period; these are covered by existing or guidelines in development)
Intervention(s)	Management strategies involving the police
Comparison	Usual care or other alternative management strategies
Context	Short-term (72 hours) management in health and community care settings
Critical outcomes	<ul style="list-style-type: none"> <li>Any reported measures of safety and effectiveness relevant to the short-term management of aggressive/violent behaviour</li> <li>Service user/carer/staff views</li> </ul>
Study design	Any

**Table 32: Clinical review protocol summary for the review of post-incident management (post-event)**

Component	Description
Review question(s)	5.1 After violent and aggressive behaviour by mental health service users in health and community care settings, what post-incident management should occur for the service user(s) involved? 5.2 After violent and aggressive behaviour by mental health service users in health and community care settings, what post-incident management should occur for the staff involved? 5.3 After violent and aggressive behaviour by mental health service users in health and community care settings, what post-incident management should occur for any witnesses involved?
Population	Mental health service users (excluding people with dementia, learning disabilities, and women with mental health disorders during pregnancy and the postnatal period; these are covered by existing or guidelines in development)
Intervention(s)	Post-incident management strategies
Comparison	Usual care or other alternative management strategies
Context	Short-term (72 hours) management in health and community care settings
Critical outcomes	<ul style="list-style-type: none"> <li>Any reported measures of safety and effectiveness relevant to the short-term management of aggressive/violent behaviour</li> <li>Service user/carer/staff views</li> </ul>
Study design	Any

## 6.3 DURING AN EVENT - ALL SETTINGS

### 6.3.1 Introduction

Once a violent event has been initiated, the response is no longer that of prevention. There has to be direct action to prevent the violence from creating more damage to person or property – but the sole aim of interventions to prevent further damage to property is not generally justified because of the increased risk of harm to staff or others. The intervention will depend very much on the setting in which the violence occurs. In primary and community settings where there are dispersed locations (for example, on home visits, and at certain residential and day care units) it is often not possible to have the support from other staff that may be more readily available at inpatient settings, and staff are unlikely to have been trained for restraint. In any event, trying to undertake such procedures alone, with just 1 other colleague or where colleagues have not trained together to respond to and deal with violent and aggressive behaviour is not a viable or safe option. Equally, it is very unlikely that a professional involved will be qualified and trained to administer rapid tranquillisation, and, again, attempting to do so may not be a viable or safe option.

If the individual is in an environment such as a purpose-built seclusion room, where little or no physical damage can be done either to the self, others or physical structures, then the response can be more measured and gentle than when a similar episode occurs in a busy and crowded emergency department. Because action has to be taken quickly in settings where others are at risk, there is little opportunity to carry out research studies on the best method of managing these episodes when they are not perceived as major in form. As a consequence, the number of research studies involving different forms of simple intervention in such settings is very small, and these have been summarised by Taylor and Rew (2011) as not adequate to provide a framework for evidence-based practice. In particular, the RCT (the best measure of comparing any intervention) may be perfectly possible to carry out over a long timescale in studies of the prevention of violence – for example, (2008) – but is more difficult to undertake once violence has been instigated unless the intervention can be carried out very quickly. The most common actions involve some form of restraint or what is commonly known as rapid tranquillisation, and this is the area where many of the interventions have been compared.

The term 'rapid tranquillisation' has been used to describe the administration of medication by any route. While it is generally accepted that the oral route should always be considered as a first option, the majority of clinical trial evidence relates to rapid tranquillisation when medication is administered by the parenteral (non-gastrointestinal) route. The timescale of the evaluation of these interventions has to be relatively short, but in that time it also needs to be appreciated that there may be long-term sequelae to many of these interventions, both psychological (in terms of stress) and physical (in terms of physical harm and adverse effects of, mainly pharmacological, interventions).



This section is therefore concerned with practical steps and recommendations in each of the settings where violence takes place, most of which constitutes consensual recommendation, and rapid tranquillisation, where the violence requires urgent pharmacological action and when drug treatment through the oral route is not practical or appropriate – or has been found to be ineffective.

Intervention involves 3 components:

- Direct action to reduce or end the violence.
- The protection of those being attacked and others in the vicinity.
- Care to ensure that whatever measures are used to reduce the violence, they create as little psychological and physical harm to the person as possible.

Because the setting in which violence occurs is so important, it is impossible to set down unequivocal recommendations on the basis of evidence. Desirable methods of intervening may not be available in the very short time between violence and intervention, and yet practitioners always need to be aware that any intervention they make has to be proportionate and safe. What is proportionate and safe in the community setting may differ to that in the setting of an acute inpatient psychiatric ward (for example, a psychiatric intensive care unit). The nature of the acute disturbed clinical state leading to the violence, and the range of available clinical interventions in the setting, will often drive the choice of intervention.

### **6.3.2 Studies considered<sup>7</sup>**

For the review of non-pharmacological management strategies (see Table 29 for the review protocol), in addition to the review conducted for the previous guideline published as Nelstrop 2006 (Nelstrop et al., 2006), 4 more recent existing reviews met eligibility criteria: Happell 2010 (Happell & Harrow, 2010), Stewart 2009a (Stewart et al., 2009) and van der Merwe 2009. In addition, a Cochrane review (Sailas 2012) examined RCT evidence for seclusion and restraint, but found only 2 trials that were still awaiting classification (that is, were not yet included in the review). These trials were also identified in the guideline search and were judged to be eligible: Bergk 2011 (Bergk et al., 2011) and Huf 2012 (Huf et al., 2012). For this reason, Sailas 2012 is not considered further. Two additional observational studies, Georgieva 2012 (Georgieva et al., 2012) and Whitecross 2013 (Whitecross et al., 2013), met eligibility criteria. No studies were identified that addressed the review questions concerning personal and institutional alarms, de-escalation or transfer.

For the review of rapid tranquillisation (see Table 30 for the review protocol), a series of Cochrane reviews (Belgamwar & Fenton, 2005; Gillies et al., 2013; Huf et al., 2009; Powney et al., 2012) were utilised with permission from the publisher, and with assistance from the Cochrane Schizophrenia Group (Clive Adams, email

---

<sup>7</sup>Here and elsewhere in the guideline, each study considered for review is referred to by a study ID (primary author and date of study publication, except where a study is in press or only submitted for publication, then a date is not used).

communication, July 2013). Relevant data from these reviews were combined into 1 review and analysed according to the strategy set out in the guideline review protocol. There were 54 RCTs that met the eligibility criteria: Alexander 2004 (Alexander et al., 2004), Allen 2011b (Allen et al., 2011), Baldaçara 2011 (Baldaçara et al., 2011), Battaglia 1997 (Battaglia et al., 1997), Battaglia 2002 (Battaglia et al., 2002), Bieniek 1998 (Bieniek et al., 1998), Breier 2001 (Breier et al., 2002), Bristol-Myers 2004 (Bristol-Myers Squibb, 2004), Bristol-Myers 2004f (Andrezina et al., 2006), Bristol-Myers 2005b (Bristol-Myers Squibb, 2005), Brook 1998a (Brook et al., 1998), Chan 2013 (Chan et al., 2013), Chouinard 1993 (Chouinard et al., 1993), Dorevitch 1999 (Dorevitch et al., 1999), Eli 2004 (Eli Lilly, 2004), Fitzgerald 1969 (Fitzgerald, 1969), Foster 1997 (Foster et al., 1997), Fruensgaard 1977 (Fruensgaard et al., 1977), Garza-Treviño 1989 (Garza-Treviño et al., 1989), Guo 2007 (Guo, 2007), Han 2005 (Han et al., 2005), Higashima 2004 (Higashima et al., 2004), Hsu 2010 (Hsu et al., 2010), Huf 2007 (Huf et al., 2007), Hwang 2012 (Hwang et al., 2012), Katagiri 2013 (Katagiri et al., 2013), Kelwala 1984 (Kelwala et al., 1984), Kwentus 2012 (Kwentus et al., 2012), Lerner 1979 (Lerner et al., 1979), Lesem 2011 (Lesem et al., 2011), Li 2006 (Li et al., 2006), Man 1973 (Man & Chen, 1973), Meehan 2001 (Meehan et al., 2001), NCT00316238 (Eli Lilly, 2007), NCT00640510 (Eli Lilly, 2009), Nobay 2004 (Nobay et al., 2004), Paprocki 1977 (Paprocki & Versiani, 1977), Qu 1999 (Qu et al., 1999), Raveendran 2007 (Raveendran et al., 2007), Reschke 1974 (Reschke, 1974), Resnick 1984 (Resnick & Burton, 1984), Ritter 1972 (Ritter et al., 1972), Salzman 1991 (Salzman et al., 1991), Shu 2010 (Shu et al., 2010), Simeon 1975 (Simeon et al., 1975), Stotsky 1977 (Stotsky, 1977), Subramaney 1998 (Subramaney et al., 1998), Taymeeyapradit 2002 (Taymeeyapradit & Kuasirikul, 2002), TREC 2003 (TREC Collaborative Group, 2003), Tuason 1986 (Tuason, 1986), Wang 2004 (Wang et al., 2004), Wright 2001 (Wright et al., 2001), Yang 2003 (Yang et al., 2003), Zimbroff 2007 (Zimbroff et al., 2007).

During the review it became known that the manufacturer of IM olanzapine had discontinued the product in the UK and so the GDG would not be able to make recommendations for its use. For this reason evidence relating to IM olanzapine is not presented in this section, but can be found in the full GRADE evidence profiles and associated forest plots, which provide all critical outcomes (see Appendix 14 and Appendix 15b, respectively).

No studies were identified that specifically addressed the review questions that covered experience (see Table 28) or management strategies involving the police (see Table 31). In addition, 528 studies failed to meet eligibility criteria for the guideline. Further information about both included and excluded studies can be found in Appendix 13.

### *Non-pharmacological management strategies*

#### **Seclusion and restraint**

In order of publication date, the first review (Nelstrop 2006) was a published version of the previous guideline review, which examined the effectiveness and safety of

restraint and seclusion in adult psychiatric inpatient settings and emergency departments (see Table 33). The second review (Stewart 2009a) examined the prevalence, duration, antecedents and outcomes of manual restraint in adult psychiatric inpatient settings (see Table 34). The third review (van der Merwe 2009) examined empirical studies on seclusion conducted in adult psychiatric inpatient settings (see Table 34). The fourth review (Happell 2010) examined nurses' attitudes towards and the factors governing the implementation of seclusion (see Table 33).

The search for primary studies identified 2 RCTs (Bergk 2011, Huf 2012) that met eligibility criteria. Both trials compared mechanical restraint with seclusion in a general inpatient or emergency department setting (see Table 35). Two observational studies were also included (Georgieva 2012, Whitecross 2013) that examined service user experience; the former considered future preference for coercive measures and medication, and the latter seclusion-related trauma (see Table 36).

**Table 33: Study information table for systematic reviews evaluating restraint and/or seclusion**

	<b>Happell 2010</b>	<b>Nelstrop 2006</b>
<b>Review question/aim</b>	To explore nurses' attitudes towards the use of seclusion	To assess whether restraint and seclusion are safe and effective interventions for the short-term management of disturbed/violent behaviour
<b>Method used to synthesise evidence</b>	Narrative synthesis	Narrative synthesis
<b>Design of included studies</b>	Unclear	Systematic reviews, cohort studies, descriptive studies, qualitative studies and case studies/case series
<b>Dates searched</b>	January 1995 to January 2009	1985 to 2002
<b>Electronic databases</b>	Scopus, CINAHL	MEDLINE, CINAHL, PsycINFO, System for Information on Grey Literature in Europe (SIGLE), Health Management Information Consortium, SETOC, Allied and Complementary Medicine Database (AMED), BIOME, British Nursing Index (BNI), Biological Abstracts, Cochrane Library, NHS Centre for Reviews and Dissemination, HTA, ReFeR, COIN, POINT, American Economic Association's electronic bibliography (EconLIT), National Research Register, Current Controlled Trials, Web of Science, HEALTHSTAR, Best Evidence Trip
<b>No. of included studies</b>	28	35
<b>Participant characteristics</b>	Mental health professionals: nurses	Adult inpatient mental health setting

<b>Intervention</b>	Seclusion	Seclusion and physical restraint
<b>Comparison</b>	Not applicable	Standard care or other alternative intervention
<b>Outcome</b>	<ul style="list-style-type: none"> <li>• Experience (staff)</li> </ul>	<ul style="list-style-type: none"> <li>• Effectiveness and safety of restrictive interventions</li> <li>• Adverse events</li> </ul>

**Table 34: Study information table for systematic reviews evaluating restraint and/or seclusion**

	<b>Stewart 2009a</b>	<b>van der Merwe 2009</b>
<b>Review question/aim</b>	To examine the prevalence, duration, antecedents and outcomes of manual restraint in adult psychiatric inpatient settings	To conduct a comprehensive review on seclusion conducted in psychiatric inpatient settings
<b>Method used to synthesise evidence</b>	Narrative synthesis	Narrative synthesis
<b>Design of included studies</b>	Retrospective analyses of charts, observational, qualitative	Retrospective analyses of records, questionnaires, case-control, before-after, observational and qualitative
<b>Dates searched</b>	Inception to 2009 (NR publish date)	Inception to November 2006
<b>Electronic databases</b>	PsycINFO, Cochrane, MEDLINE, Embase Psychiatry, CINAHL, British Nursing Index	PsycINFO, Cochrane, MEDLINE, Embase psychiatry, CINAHL and the British Nursing Index
<b>No. of included studies</b>	45	115
<b>Participant characteristics</b>	Adult psychiatric inpatients	Psychiatric inpatients
<b>Intervention</b>	Manual restraint	Seclusion
<b>Comparison</b>	Standard care or other alternative intervention	Standard care or other alternative intervention.
<b>Outcome</b>	<ul style="list-style-type: none"> <li>• Experience (service user and staff)</li> <li>• Adverse events</li> </ul>	<ul style="list-style-type: none"> <li>• Experience (service user and staff)</li> </ul>

**Table 35: Summary of study characteristics for trials comparing restraint versus seclusion**

	<b>Restraint versus seclusion</b>
Total no. of studies (N)	2 RCTs (131)
Study ID	(1) Bergk 2011 <sup>1</sup> (2) Huf 2012
Consent gained?	(1-2) No
Country	(1) Germany (2) Brazil
Setting	(1) Inpatient (2) Emergency department
Diagnosis	(1) Schizophrenia, affective disorder or personality disorder (2) Serious mental illness <sup>2</sup>
Age (mean)	(1) 39 years (2) 40 years
Sex (% female)	(1) 27 (2) 66
Ethnicity (% white)	(1-2) Not reported
Intervention(s)	(1) Mechanical restraint (described as ‘five-point restraints in a bed [both arms, both legs, and a hip belt]... According to internal hospital guidelines, patients had to be constantly monitored face-to-face during mechanical restraint. If this was not possible, patients had to be monitored at least for 15 minutes of each hour of restraint and by sight check every 10 to 15 minutes for the remainder of each hour.’) (2) Mechanical restraint (described as ‘strong cotton bands to both arms and both legs and attached to the bedside to allow some restricted movement in the prone position.’) <sup>3</sup>
Comparison	(1) Seclusion (described as ‘involuntary confinement of a person in a room from which the person is physically prevented from leaving... During seclusion patients were observed every 10 to 15 minutes through a window in the door.’) (2) Seclusion (described as ‘sparsely furnished with just bed and toilet, but are airy, and well lit by daylight and an unglazed barred window opening to the nursing station. Seclusion was a restricted experience but not isolated.’)
Funding	(1) Not reported (2) Public funding
Outcomes	(1) Coercion Experience Scale; PANSS Aggression score (2) Need to change intervention early – within 1 hour; still restricted by 4 hours; change – because of improvement; chance – because of deterioration; compliance – need to call doctor (in first 24 hours); compliance – did not accept oral medication; compliance – needed extra tranquillising drugs (in first 24 hours); not discharged by 14 days; satisfaction with conduct of episode; adverse events
<p><i>Note.</i></p> <p><sup>1</sup> The trial was stopped early because the regulatory body (Ministry of Social Welfare) advised that patients in mechanical restraint must be continuously monitored. Doing so would have changed the study conditions, therefore the study was stopped with half of the planned number of participants recruited.</p> <p><sup>2</sup> Inclusion criteria were ‘anyone thought to have a serious mental illness admitted to the hospital who: (a) had a degree or risk of aggression or violent behaviour that endangered themselves or others; and (b) was thought by medical and nursing staff to need some form of physical restriction; and (c) for whom the medical and nursing staff had doubt as to whether one form of restriction (restraints) would be better than the other (seclusion room).’</p> <p><sup>3</sup> ‘Both procedures were also combined with the standard levels of observations (nursing observations every 30 minutes, medical observations every hour) and use of medications as prescribed within routine care.’</p>	

**Table 36: Study information table for primary studies evaluating non-pharmacological management strategies**

	<b>Management strategies</b>
Total no. of studies (N)	2 observational studies (192)
Study ID	(1) Georgieva 2012 (2) Whitecross 2013
Consent gained?	(1) Unclear (2) Yes
Country	(1) Netherlands (2) Australia
Setting	(1-2) Inpatient
Diagnosis	(1) Psychotic disorder; mood disorder; personality disorder; addiction; post-traumatic stress disorder (2) Schizophrenia or other psychotic illness (52%), schizoaffective disorder (32%), other psychiatric disorder (16%)
Age (mean)	(1) 39.25 years (2) 36.89 years
Sex (% female)	(1) 54 (2) 26
Ethnicity (% white)	(1-2) Not reported
Intervention(s)	(1) Forced medication and/or seclusion (2) Post-seclusion counselling/ training
Comparison	(1) No experience of coercion (2) Treatment as usual
Funding	(1) Dutch Ministry of Health and Mental Health Centre Western North-Brabant (2) Alfred Research Trust
Outcomes	(1) Experience – preference of containment method in a future emergency (2) Experience – Seclusion-related trauma (Impact of Event Scale – Revised); number of seclusion episodes and number of hours in seclusion

### ***Rapid tranquillisation***

Of the 54 trials, there were 2 trials of a IM benzodiazepine versus placebo, 9 trials of a IM benzodiazepine versus IM antipsychotic, 4 trials of a comparison of IM haloperidol versus placebo, 16 trials of IM haloperidol versus another IM antipsychotic, 2 of IM benzodiazepine versus IM antipsychotic plus antihistamine, 3 trials of an IM benzodiazepine plus IM antipsychotic versus the same IM benzodiazepine, 3 trials of an IM benzodiazepine plus IM antipsychotic versus the same IM antipsychotic, 3 trials of an IM benzodiazepine plus IM antipsychotic versus a different IM antipsychotic, and 1 trial of an IM benzodiazepine plus IM antipsychotic versus IM antipsychotic plus IM antipsychotic. For a summary of the number of studies by individual drug, see Table 37 and Table 38. For a summary of study characteristics, see Table 37, Table 38, Table 39, Table 40, and Table 41.

In addition, there was 1 trial (Katagiri 2013) of IM olanzapine versus placebo, 1 trial (Raveendran 2007) of IM olanzapine versus IM haloperidol plus antihistamine, 1

trial (Guo 2007) of IM haloperidol versus IM quetiapine plus magnesium valproate, 1 trial (Lerner 1979) of intravenous (IV) benzodiazepine versus IV haloperidol, and 1 trial (Chan 2013) of IV antipsychotic (olanzapine or droperidol) plus IV benzodiazepine versus placebo (see Appendix 13 for study details). There were 3 trials (Bristol-Myers 2004f, Higashima 2004, Hsu 2010, Simeon 1975, Wang 2004) that met eligibility criteria, but did not include any critical outcome data suitable for meta-analysis and so are excluded from the reviews below (see Appendix 13 for study details). There were 3 trials of inhaled loxapine versus placebo (N = 787). See Table 42 for a summary of study characteristics.

**Table 37: Summary of study characteristics for trials comparing IM benzodiazepines with placebo or an IM antipsychotic drug**

	IM benzodiazepine versus placebo	IM benzodiazepine versus IM antipsychotic
Total no. of studies (N)	2 RCTs (243)	9 RCTs (787)
Study ID	(1) Meehan 2001 (2) Zimbhoff 2007	(1) Chouinard 1993 (2) Qu 1999 (3) Dorevitch 1999 (4) Garza-Treviño 1989 (5) Salzman 1991 (6) Battaglia 1997 (7) Foster 1997 (8) Meehan 2001 (9) Zimbhoff 2007 (10) Nobay 2004
Consent gained?	(1-2) Yes	(1, 6, 8-9) Yes (2, 4, 10) Unclear (3, 5, 7) No
Country	(1) Romania and US (2) US	(1) Canada (2) China (3) Israel (4-7, 9, 10) US (8) Romania and US
Setting	(1) General hospital (2) Not reported	(1, 7, 10) Psychiatric emergency service (2-4) Acute general psychiatric inpatient (5) Psychiatric intensive care unit (6) General emergency department (8) General hospital (9) Not reported
Diagnosis	(1-2) Bipolar disorder	(1, 8-9) Bipolar disorder (3, 5-8) Psychosis (2, 4) Mental illness (10) Severe/acute agitation
Age (mean)	40 to 40.8 years	32 to 40.8 years (3, 6) Not reported
Sex (% female)	47 to 48	26 to 54 (4, 10) Not reported
Ethnicity (% white)	73 to 72	57 to 73 (1-6, 10) Not reported

Intervention(s)	(1) IM lorazepam (2–5 mg) (2) IM lorazepam (2 mg per injection, mean = 1.4 injections)	(1–2) IM clonazepam (1–2 mg) <sup>1</sup> (3) IM flunitrazepam (1 mg) (4–6, 8–9) IM lorazepam (2–5 mg) (7) Oral or IM lorazepam (2 mg) (10) IM midazolam (5 mg)
Comparison	(1–2) Placebo	(1–6, 10) IM haloperidol (5–10 mg) <sup>2</sup> (7) Oral or IM haloperidol (5 mg) (8) IM olanzapine (10–25 mg) (9) IM aripiprazole (9.75 or 15 mg)
Funding	(1–2) Pharmaceutical industry	(1–4, 10) Not reported (5–6, 8) Pharmaceutical industry (7) Non-profit organisation
Outcomes	(1) Global impression – no improvement (1) Global impression – need for additional medication (1) Behaviour – Aggressive Behavior Scale (ABS) (1–2) Global impression – sedation (1–2) Adverse effects – EPS	(1, 3, 5–6, 8) Global impression – no improvement (6, 8, 10) Global impression – need for additional medication (1, 3–9) Global impression – sedation (6, 8) Behaviour – ABS (1–3, 5–9) Adverse effects – EPS
<p><i>Note.</i>  <sup>1</sup> One trial (Chouinard 1993) administered an anticholinergic (procyclidine) to the haloperidol group and placebo procyclidine to the clonazepam group.</p>		

**Table 38: Summary of study characteristics for trials comparing IM benzodiazepine plus IM antipsychotic with the same benzodiazepine or same antipsychotic drug**

	<b>IM benzodiazepine plus IM antipsychotic versus same IM benzodiazepine</b>	<b>IM benzodiazepine plus IM antipsychotic versus same IM antipsychotic</b>
Total no. of studies (N)	3 RCTs (130)	3 RCTs (172)
Study ID	(1) Battaglia 1997 (2) Bieniek 1998 (3) Garza-Treviño 1989	(1) Baldaçara 2011 (2) Battaglia 1997 (3) Garza-Treviño 1989
Consent gained?	(1) Yes (2) No (3) Unclear	(1–2) Yes (3) Unclear
Country	US	(1) Brazil (2–3) US
Setting	(1) General emergency department (2) Psychiatric emergency service (3) Acute general psychiatric inpatient	(1) Psychiatric emergency service (2) General emergency department (3) Acute general psychiatric inpatient
Diagnosis	(1) Psychosis (2) Severe/acute agitation (3) Mental illness	(1, 3) Mental illness (2) Psychosis
Age (mean)	(1) Not reported (2–3) 34 to 36 years	(1–2) 32 to 34 years (3) Not reported
Sex (% female)	26 to 40	26 to 40
Ethnicity (% white)	Not reported	Not reported
Intervention(s)	(1–2) IM lorazepam (2 mg) + IM haloperidol (5 mg)	(1) IM midazolam (15 mg) + IM haloperidol (5 mg)



	(3) IM lorazepam (4 mg) + IM haloperidol (5 mg)	(2) IM lorazepam (2 mg) + IM haloperidol (5 mg) (3) IM lorazepam (4 mg) + IM haloperidol (5 mg)
Comparison	IM lorazepam (2 mg)	IM haloperidol (5 mg)
Funding	(1) Pharmaceutical industry (2-3) Not reported	(1, 3) Not reported (2) Pharmaceutical industry
Outcomes	(1) Behaviour - ABS (1) Adverse effects - specific (1-2) Adverse effects - EPS (1-2) Global impression - need for additional medication (1-3) Global impression - sedation (2) Global impression - no improvement	(1) Behaviour - OAS (1-2) Adverse effects - EPS (1-2) Adverse effects - specific (1-2) Global impression - no improvement (1-3) Global impression - sedation (2) Global impression - need for additional medication (2) Behaviour - ABS

**Table 39: Summary of study characteristics for trials comparing IM benzodiazepine plus IM antipsychotic with different IM antipsychotic drug**

	IM benzodiazepine plus IM antipsychotic versus different IM antipsychotic	IM benzodiazepine plus IM antipsychotic versus IM antipsychotic plus IM antipsychotic
Total no. of studies (N)	4 RCTs (233)	1 RCT (60)
Study ID	(1) Yang 2003 (2) Han 2005 (3) Baldaçara 2011 (4) Hwang 2012	Subramaney 1998
Consent gained?	(1, 2, 4) Unclear (3) Yes	Yes
Country	(1, 2, 4) China (3) Brazil	South Africa
Setting	(1-2) Acute general psychiatric inpatient (3) Psychiatric emergency service (4) Multiple	Acute general psychiatric inpatient
Diagnosis	(1, 2, 4) Schizophrenia (3) Mental illness	Not explicitly stated, but all had aggressive and disorganised behaviour
Age (mean)	(1, 2, 4) Not reported (3) 32.1 years	Not reported
Sex (% female)	39 to 60 (4) Not reported	23
Ethnicity (% white)	(1-4) Not reported	Not reported
Intervention(s)	(1-2) IM clonazepam (2-6 mg) + IM risperidone (2-6 mg) (3) IM midazolam (15 mg) + IM haloperidol (5 mg) (4) IM lorazepam (2 mg) + IM haloperidol (5 mg)	IM lorazepam (4 or 10 mg) + IM haloperidol (10 mg)
Comparison	(1-2) IM clozapine (25-200 mg) (3) IM olanzapine (10 mg) or IM ziprasidone (20 mg) (4) IM olanzapine (10 mg)	IM clothiapine (40 mg) + IM haloperidol (10 mg)

Funding	Not reported	Not reported
Outcomes	(1, 2) Adverse effects – side effects (2, 4) Behaviour – PANSS-EC (2-4) Adverse effects – EPS (3) Global impression – no improvement (3) Global impression – sedation (3) Behaviour – OAS	Behaviour – OAS

**Table 40: Summary of study characteristics for trials comparing IM benzodiazepine with IM antipsychotic and/or antihistamine**

	IM benzodiazepine versus IM antipsychotic plus antihistamine	IM benzodiazepine plus IM antipsychotic versus IM antipsychotic plus antihistamine
Total no. of studies (N)	2 RCTs (501)	1 RCT (60)
Study ID	(1) Alexander 2004 (2) TREC 2003	Baldaçara 2011
Consent gained?	(1) Yes (2) No	Yes
Country	(1) India (2) Brazil	Brazil
Setting	(1-2) Acute general psychiatric inpatient	Psychiatric emergency service
Diagnosis	(1-2) Mental illness	Severe Mental illness
Age (mean)	(1) 32 years (2) 38 years	32 years
Sex (% female)	(1) 41 (2) 51	39
Ethnicity (% white)	(1-2) Not reported	Not reported
Intervention(s)	(1) IM lorazepam (4 mg) (2) IM midazolam (15 mg)	IM midazolam (15 mg) + IM haloperidol (5 mg)
Comparison	(1) IM haloperidol (10 mg) + IM promethazine (25/50 mg) (2) IM haloperidol (15 mg) + IM promethazine (50 mg)	IM haloperidol (5 mg) + IM promethazine (50 mg)
Funding	(1-2) Non-industry	Not reported
Outcomes	(1) Global impression – no improvement (1) Global impression – need for additional medication (1-2) Global impression – sedation (1-2) Adverse effects – specific	Global impression – no improvement Global impression – sedation Behaviour – OAS Adverse effects – specific, EPS

**Table 41: Summary of study characteristics for trials comparing IM haloperidol with placebo or IM another antipsychotic**

	IM haloperidol versus placebo	IM haloperidol versus another IM antipsychotic
Total no. of studies (N)	4 RCTs (1386)	21 RCTs (2695)
Study ID	(1) Battaglia 2002 (2) Breier 2001	(1) Battaglia 2002 (2) Breier 2001

	(3) Bristol-Myers 2004f (4) Bristol-Myers 2005b (5) Reschke 1974	(3) Bristol-Myers 2004f (4) Bristol-Myers 2005b (5) Eli 2004 (6) Fitzgerald 1969 (7) Fruensgaard 1977 (8) Kelwala 1984 (9) Man 1973 (10) Paprocki 1977 (11) Reschke 1974 (12) Resnick 1984 (13) Ritter 1972 (14) Stotsky 1977 (15) Taymeeyapradit 2002 (16) Tuason 1986 (17) Li 2006 (18) Wright 2001 (19) Baldaçara 2011 (20) Brook 1998a (21) Shu 2010
Consent gained?	(1-5) Unclear	(1-18, 21) Unclear (19) Yes
Country	(1-4) Multiple (5) Not reported	(1-4, 20) Multiple (5) Taiwan (6, 8, 10, 12, 14, 16) US (7) Denmark (9, 17, 21) China (11, 13, 18) Not reported (15) Thailand (19) Brazil
Setting	(1-4) Not reported (5) General emergency and urgent care services	(7-8, 15-16) Acute general psychiatric inpatient (10, 12, 14, 19) Psychiatric emergency service (11) General emergency and urgent care services (1-6, 9, 13, 17-18, 20-21) Not reported
Diagnosis	(1-5) Schizophrenia	(2-5, 11, 13, 17-18, 21) Schizophrenia (1, 6-10, 14, 16, 20) Psychosis (12) Severe/acute agitation (15, 19) Mental illness
Age (mean)	(1, 2, 5) 35 to 38 years (3-4) Not reported	(1, 6, 9, 11, 13, 17-19) 32 to 38.6 years (2-5, 7-8, 10, 12, 14, 15, 20-21) Not reported
Sex (% female)	(1-2, 5) 34 to 96 (3) Not reported	(1-2, 4-11, 13-14, 19, 20) 0 to 100 (3, 12, 15, 17-18, 21) Not reported
Ethnicity (% white)	(1-5) Not reported	(1-21) Not reported
Intervention(s)	(1-2, 4) IM haloperidol (7.5 mg) (3) IM haloperidol (6.5 mg) (5) IM haloperidol (1-5 mg)	(1-2, 4-5, 18) IM haloperidol (7.5 mg) (3) IM haloperidol (6.5 mg) (6, 9, 12-13, 19, 21) IM haloperidol (5 mg) (7, 10, 16) IM haloperidol (2.5-5 mg) (8, 20) IM haloperidol (2.5-10 mg) (11) IM haloperidol (1-5 mg) (14) IM haloperidol (4-8 mg) (15, 17) IM haloperidol (5-10 mg) (16) IM haloperidol (2.5-5 mg)

Comparison	(1-5) Placebo	(1, 5, 10) IM olanzapine (10 mg) (2, 19) IM olanzapine (2.5-10 mg) (3) IM aripiprazole (10 mg) (4) IM aripiprazole (1-15 mg) (6) IM perphenazine (5 mg) (7, 10) IM loxapine (25-50 mg) (8) IM thiothixene (2.5-10 mg) (9, 13) IM chlorpromazine (50 mg) (11) IM chlorpromazine (25 mg) (12) IM droperidol (4 mg) (14) IM thiothixene (4-8 mg) (15) IM zuclopenthixol acetate (50-100 mg) (16) IM loxapine (12.5-25) (17, 19, 21) IM ziprasidone (10-20 mg) (20) IM ziprasidone (10 mg)
Funding	(2) Pharmaceutical industry (1, 3-5) Not reported	(1, 3-4, 6-7, 9-13, 15-17, 19) Not reported or clear (2, 5, 8, 14, 18, 20-21) Pharmaceutical industry
Outcomes	(1-4) Global impression - need for additional medication (2-3) Behaviour - PANSS - Excited Component (EC) (2-3, 5) Adverse effects - EPS (2-4) Behaviour - ABS (3-4) Adverse effects - general (3-4) Adverse effects - specific (4) Adverse effects - serious (5) Global impression - no improvement	(2, 6-8, 10, 12-13, 16, 18-19) Global impression - no improvement (1-2, 5, 3, 4, 9, 11, 14-15, 18) Global impression - need for repeated rapid tranquillisation (1-2, 5, 3, 4, 9, 11, 14-15, 17-18, 20-21) Adverse effects - general (1-3, 6-7, 9, 11, 14-15, 20-21) Adverse effects - EPS

**Table 42: Summary of study characteristics for trials comparing inhaled loxapine with placebo**

	<b>Inhaled loxapine versus placebo</b>
Total no. of studies (N)	3 RCTs (787)
Study ID	(1) Allen 2011b (2) Kwentus 2012 (3) Lesem 2011
Consent gained?	(1-3) Yes
Country	(1-3) US
Setting	(1-3) Psychiatric research facilities
Diagnosis	(1) Schizophrenia (2) Bipolar disorder (3) Schizophrenia
Age (mean)	40-43 years
Sex (% female)	(1) 19 (2) 50 (3) 26
Ethnicity (% white)	(1) 43 (2) 44 (3) 34
Intervention(s)	Inhaled loxapine (5 or 10 mg) (via inhalation using the Staccato® system)
Comparison	Placebo (via inhalation using the Staccato® system)
Funding	(1-3) Pharmaceutical industry
Outcomes	(1) Global impression – need for additional medication (1-3) Global impression – no improvement (1-3) Adverse effects – any (2) Global impression – mild to marked agitation (2) Global impression – deep sleep/unarousable

### **6.3.3 Clinical evidence for non-pharmacological management strategies (during an event)**

Where the evidence allowed the GRADE approach to be used, the full evidence profiles can be found in Appendix 14. A summary of the findings and the quality of the evidence can be found below.

#### ***Seclusion and restraint***

In a review of 21 observational studies in adult psychiatric inpatient settings (Nelstrop 2006), the authors concluded that there was insufficient evidence to determine whether ‘seclusion and restraint are safe and/or effective interventions for the short-term management of disturbed/violent behaviour’. In the emergency department, 1 RCT of 105 adults (Huf 2012), reported low-quality evidence that in terms of effectiveness, a least restrictive care pathway (seclusion) could be as effective as a more restrictive pathway (mechanical restraint) with the majority fully managed. Furthermore, for the minority who could not be managed, transition was not found to significantly increase the overall time of the restraint compared with time in seclusion.

With regard to preference, 1 RCT of 26 inpatients (Bergk 2011) reported low-quality evidence suggesting there was little difference in terms of service user’s perceived level of coercion between mechanical restraint and seclusion.

### *Restrictive interventions*

One survey of 161 inpatients (Georgieva 2012) reported low-quality evidence that service user preference for restrictive interventions during an emergency was influenced by previous experience. The evidence suggested that in those individuals who had not experienced a restrictive intervention and in those who had experienced both seclusion and forced medication, the majority expressed a preference for forced medication in the future. However, in those who had only experienced seclusion, the majority would prefer seclusion in the future.

One review including 45 studies of manual restraint (Stewart 2009a) and 1 review including 115 studies of seclusion (van der Merwe 2009) found low-quality evidence that service users had predominately negative attitudes towards the use of restrictive interventions, including fear, pain and anger. Furthermore, 1 cohort study of 31 participants (Whitecross 2013) suggested low-quality evidence of notable service user trauma following recent seclusion episodes; with ‘probable [post-traumatic stress disorder]’ reported in 47% of cases.

One review including 45 studies of manual restraint (Stewart 2009a), 1 review including 115 studies of seclusion (van der Merwe 2009) and 1 review including 28 studies of seclusion (Happell 2010) found that while staff generally viewed restrictive interventions as necessary, this benefit was also accompanied by negative feelings including: staff regret, trauma and concerns with regard to the therapeutic relationship.

### **6.3.4 Clinical evidence for rapid tranquillisation (during an event)**

Because there were a large number of specific adverse effects reported in the trials, but event rates were low, only general adverse effects or those considered serious are presented here (see the full GRADE evidence profiles [Appendix 14] and associated forest plots [Appendix 15b] for all adverse effects).

For each comparison, summary of findings tables are reported in Table 43, Table 44, Table 45, Table 46, Table 47, Table 48, Table 49, Table 50, Table 51 and Table 52. All evidence statements are then grouped together at the end of this subsection.

**Table 43: Summary of findings table for IM benzodiazepine compared with placebo**

Outcomes	No. of participants (studies) Follow-up	Quality of the evidence (GRADE)	Relative effect (95% CI)	Anticipated absolute effects	
				Risk with placebo	Risk difference with IM benzodiazepine (95% CI)

<b>Global impression: 1. no improvement - short term</b>	102 (1 study)	<b>LOW<sup>1,2</sup></b> due to risk of bias, imprecision	<b>RR 0.89</b> (0.69 to 1.16)	<b>725 per 1000</b>	<b>80 fewer per 1000</b> (from 225 fewer to 116 more)
<b>Global impression: 1. no improvement - medium term</b>	102 (1 study)	<b>LOW<sup>1,2</sup></b> due to risk of bias, imprecision	<b>RR 0.62</b> (0.4 to 0.97)	<b>569 per 1000</b>	<b>216 fewer per 1000</b> (from 17 fewer to 341 fewer)
<b>Global impression: 2. need for additional medication - medium term</b>	102 (1 study)	<b>LOW<sup>1,2</sup></b> due to risk of bias, imprecision	<b>RR 1</b> (0.69 to 1.44)	<b>529 per 1000</b>	<b>0 fewer per 1000</b> (from 164 fewer to 233 more)
<b>Global impression: 3. sedation - medium term</b>	243 (2 studies)	<b>LOW<sup>2</sup></b> due to risk of bias, imprecision	<b>RR 2.16</b> (1.06 to 4.09)	<b>65 per 1000</b>	<b>75 more per 1000</b> (from 4 more to 199 more)
<b>Behaviour: 1. average change score (ABS) - medium term</b>	101 (1 study)	<b>LOW<sup>1,2</sup></b> due to risk of bias, imprecision			The mean behaviour: 1. average change score (ABS) - medium term, in the intervention groups was <b>0.60 standard deviations lower</b> (1 to 0.21 lower)
<b>Adverse effects: 1. EPS - medium term</b>	243 (2 studies)	<b>LOW<sup>1,2</sup></b> due to risk of bias, imprecision	<b>RR 0.34</b> (0.05 to 2.1)	<b>33 per 1000</b>	<b>21 fewer per 1000</b> (from 31 fewer to 36 more)
<b>Adverse effects: 2. use of medication for EPS - medium term</b>	102 (2 studies)	<b>LOW<sup>1,2</sup></b> due to risk of bias, imprecision	<b>RR 0.33</b> (0.04 to 3.1)	<b>59 per 1000</b>	<b>39 fewer per 1000</b> (from 56 fewer to 124 more)
<b>Adverse effects: 3. specific - sedation - medium term</b>	141 (1 study)	<b>LOW<sup>1,2</sup></b> due to risk of bias, imprecision	<b>RR 8.35</b> (1.07 to 65.01)	<b>14 per 1000</b>	<b>102 more per 1000</b> (from 1 more to 889 more)

Note.

The basis for the assumed risk was the median control group risk across studies. The corresponding risk (and its 95% CI) is based on the assumed risk in the comparison group and the relative effect of the intervention (and its 95% CI).

<sup>1</sup> Generally unclear risk of bias and funded by manufacturer.

<sup>2</sup> OIS (for dichotomous outcomes, OIS = 300 events; for continuous outcomes, OIS = 400 participants) not met.

<sup>3</sup> One study shows a positive effect and 1 study shows a negative effect and  $I^2$  value is significant.

**Table 44: Summary of findings table for IM benzodiazepine compared with IM antipsychotic**

Outcomes	No. of participants (studies) Follow-up	Quality of the evidence (GRADE)	Relative effect (95% CI)	Anticipated absolute effects	
				Risk with IM anti-psychotic	Risk difference with IM benzodiazepine (95% CI)
<b>Global impression: 1. no improvement - versus haloperidol - medium term</b>	158 (4 studies)	<b>LOW<sup>1,2</sup></b> due to risk of bias, imprecision	<b>RR 0.87</b> (0.56 to 1.36)	<b>561 per 1000</b>	<b>73 fewer per 1000</b> (from 247 fewer to 202 more)
<b>Global impression: 2. need for additional medication - versus haloperidol - medium term</b>	150 (2 studies)	<b>LOW<sup>1,2</sup></b> due to risk of bias, imprecision	<b>RR 0.87</b> (0.7 to 1.09)	<b>506 per 1000</b>	<b>66 fewer per 1000</b> (from 152 fewer to 46 more)
<b>Global impression: 3. sedation - versus haloperidol - short term</b>	44 (1 study)	<b>LOW<sup>1,2</sup></b> due to risk of bias, imprecision	<b>RR 1.17</b> (0.53 to 2.59)	<b>333 per 1000</b>	<b>57 more per 1000</b> (from 157 fewer to 530 more)
<b>Global impression: 3. sedation - versus haloperidol - medium term</b>	394 (7 studies)	<b>LOW<sup>1,2</sup></b> due to risk of bias, imprecision	<b>RR 1.33</b> (0.94 to 1.87)	<b>203 per 1000</b>	<b>67 more per 1000</b> (from 12 fewer to 176 more)
<b>Global impression: 3. sedation - versus aripiprazole - medium term</b>	218 (1 study)	<b>LOW<sup>1,2</sup></b> due to risk of bias, imprecision	<b>RR 1.59</b> (0.83 to 3.06)	<b>120 per 1000</b>	<b>71 more per 1000</b> (from 20 fewer to 247 more)
<b>Behaviour: 1. average change/endpoint score (ABS) - versus haloperidol - medium term</b>	66 (1 study)	<b>LOW<sup>1,2</sup></b> due to risk of bias, imprecision			The mean behaviour: 1. average change/endpoint score (ABS) - medium, term in the intervention groups was <b>0.20 standard deviations higher</b> (0.28 lower to 0.69 higher)
<b>Behaviour: 2. average change score (OAS) - versus haloperidol - medium term</b>	46 (1 study)	<b>LOW<sup>2,3</sup></b> due to risk of bias, imprecision			The mean behaviour: 2. average change score (OAS) - medium term, in the intervention groups was <b>0.15 standard deviations higher</b> (0.43 lower to 0.73 higher)
<b>Adverse effects: 1. EPS</b>	602 (8 studies)	<b>LOW<sup>1,2</sup></b> due to risk of bias, imprecision	<b>RR 0.15</b> (0.06 to 0.4)	<b>104 per 1000</b>	<b>88 fewer per 1000</b> (from 62 fewer to 97 fewer)



<b>Adverse effects: 1. EPS - versus haloperidol - medium term</b>	233 (6 studies)	<b>LOW<sup>1,2</sup></b> due to risk of bias, imprecision	<b>RR 0.13</b> (0.04 to 0.43)	<b>186 per 1000</b>	<b>162 fewer per 1000</b> (from 106 fewer to 179 fewer)
<b>Adverse effects: 1. EPS - versus aripiprazole - medium term</b>	219 (1 study)	<b>LOW<sup>1,2</sup></b> due to risk of bias, imprecision	<b>RR 0.13</b> (0.01 to 2.17)	<b>53 per 1000</b>	<b>46 fewer per 1000</b> (from 53 fewer to 62 more)

Note.

The basis for the assumed risk was the median control group risk across studies. The corresponding risk (and its 95% CI) is based on the assumed risk in the comparison group and the relative effect of the intervention (and its 95% CI).

<sup>1</sup> Generally unclear risk of bias and funded by manufacturer.

<sup>2</sup> OIS (for dichotomous outcomes, OIS = 300 events; for continuous outcomes, OIS = 400 participants) not met.

<sup>3</sup> Generally unclear risk of bias and funding not reported.

**Table 45: Summary of findings table for IM benzodiazepine plus IM antipsychotic versus same IM benzodiazepine**

Outcomes	No. of participants (studies) Follow-up	Quality of the evidence (GRADE)	Relative effect (95% CI)	Anticipated absolute effects	
				Risk with same benzo-diazepine	Risk difference with IM benzodiazepine + antipsychotic (95% CI)
<b>Global impression: 1. no improvement (+ haloperidol) - short term (15-60min)</b>	20 (1 study)	<b>VERY LOW<sup>1,2</sup></b> due to risk of bias, imprecision	<b>RR 0.11</b> (0.01 to 1.74)	<b>455 per 1000</b>	<b>405 fewer per 1000</b> (from 450 fewer to 336 more)
<b>Global impression: 1. no improvement (+ haloperidol) - medium term (1-24 hours)</b>	83 (2 studies)	<b>LOW<sup>1,3</sup></b> due to risk of bias, imprecision	<b>RR 0.96</b> (0.7 to 1.3)	<b>683 per 1000</b>	<b>27 fewer per 1000</b> (from 205 fewer to 205 more)
<b>Global impression: 2. need for additional medication (+ haloperidol) - medium term</b>	83 (2 studies)	<b>LOW<sup>1,3</sup></b> due to risk of bias, imprecision	<b>RR 0.93</b> (0.34 to 2.55)	<b>619 per 1000</b>	<b>43 fewer per 1000</b> (from 409 fewer to 960 more)
<b>Global impression: 3. sedation (+ haloperidol) - short term</b>	47 (1 study)	<b>LOW<sup>3,4</sup></b> due to risk of bias, imprecision	<b>RR 1.92</b> (1.1 to 3.35)	<b>391 per 1000</b>	<b>360 more per 1000</b> (from 39 more to 920 more)
<b>Global impression: 3. sedation (+ haloperidol) - medium term</b>	110 (2 studies)	<b>LOW<sup>1,3</sup></b> due to risk of bias, imprecision	<b>RR 0.85</b> (0.53 to 1.35)	<b>556 per 1000</b>	<b>83 fewer per 1000</b> (from 261 fewer to 194 more)

<b>Behaviour: 1. average endpoint score (ABS) (+ haloperidol) - medium term</b>	63 (1 study)	<b>LOW<sup>1,3</sup></b> due to risk of bias, imprecision			The mean behaviour: 1. average endpoint score (ABS) - medium term, in the intervention groups was <b>0.18 standard deviations lower</b> (0.67 lower to 0.32 higher)
<b>Adverse effects: 1. EPS (+ haloperidol) - medium term</b>	83 (2 studies)	<b>LOW<sup>1,3</sup></b> due to risk of bias, imprecision	<b>RR 1.94</b> (0.18 to 20.3)	<b>24 per 1000</b>	<b>22 more per 1000</b> (from 20 fewer to 460 more)
<b>Adverse effects: 2. use of medication for EPS (+ haloperidol) - medium term</b>	63 (1 study)	<b>LOW<sup>1,3</sup></b> due to risk of bias, imprecision	<b>RR 0.73</b> (0.18 to 2.99)	<b>129 per 1000</b>	<b>35 fewer per 1000</b> (from 106 fewer to 257 more)

Note.

The basis for the assumed risk was the median control group risk across studies. The corresponding risk (and its 95% CI) is based on the assumed risk in the comparison group and the relative effect of the intervention (and its 95% CI).

<sup>1</sup> Generally unclear risk of bias and funded by manufacturer.

<sup>2</sup> Very small sample with wide CIs crossing the line of no effect.

<sup>3</sup> OIS (for dichotomous outcomes, OIS = 300 events; for continuous outcomes, OIS = 400 participants) not met.

<sup>4</sup> Generally unclear risk of bias and funding not reported.

**Table 46: Summary of findings table for IM benzodiazepine plus IM antipsychotic compared with same antipsychotic**

Outcomes	No. of participants (studies) Follow-up	Quality of the evidence (GRADE)	Relative effect (95% CI)	Anticipated absolute effects	
				Risk with same antipsychotic	Risk difference with IM benzodiazepine + antipsychotic (95% CI)
<b>Global impression: 1. no improvement (+/versus haloperidol) - medium term (1-24 hours)</b>	127 (2 studies)	<b>LOW<sup>1,2</sup></b> due to inconsistency, imprecision	<b>RR 3</b> (0.13 to 67.48)	<b>385 per 1000</b>	<b>769 more per 1000</b> (from 335 fewer to 1000 more)
<b>Global impression: 2. need for additional medication (+/versus haloperidol) - medium term</b>	67 (1 study)	<b>LOW<sup>2,3</sup></b> due to risk of bias, imprecision	<b>RR 0.95</b> (0.79 to 1.15)	<b>886 per 1000</b>	<b>44 fewer per 1000</b> (from 186 fewer to 133 more)
<b>Global impression: 3. sedation (+/versus haloperidol) - short term</b>	45 (1 study)	<b>LOW<sup>2,4</sup></b> due to risk of bias, imprecision	<b>RR 2.25</b> (1.18 to 4.3)	<b>333 per 1000</b>	<b>417 more per 1000</b> (from 60 more to 1000 more)
<b>Global impression: 3. sedation (+/versus</b>	172 (3 studies)	<b>VERY LOW<sup>1,2,3</sup></b> due to risk of bias,	<b>RR 1.67</b> (0.67 to 4.12)	<b>256 per 1000</b>	<b>171 more per 1000</b> (from 84 fewer to 798 more)

<b>haloperidol) - medium term</b>		inconsistency, imprecision			
<b>Behaviour: 1. average endpoint score (ABS) (+/versus haloperidol) - medium term</b>	67 (1 study)	<b>LOW<sup>2,3</sup></b> due to risk of bias, imprecision			The mean behaviour in the intervention groups was <b>0.02 standard deviations higher</b> (0.46 lower to 0.5 higher)
<b>Behaviour: 2. average endpoint score (OAS) (+/versus haloperidol) - short term</b>	60 (1 study)	<b>LOW<sup>2,5</sup></b> due to risk of bias, imprecision			The mean behaviour in the intervention groups was <b>0.48 standard deviations higher</b> (0.03 lower to 1 higher)
<b>Behaviour: 2. average endpoint score (OAS) (+/versus haloperidol) - medium term</b>	60 (1 study)	<b>LOW<sup>2,5</sup></b> due to risk of bias, imprecision			The mean behaviour in the intervention groups was <b>0.66 standard deviations higher</b> (0.14 to 1.18 higher)
<b>Adverse effects: 1. EPS (+/versus haloperidol) - medium term</b>	127 (2 studies)	<b>LOW<sup>2,3</sup></b> due to risk of bias, imprecision	<b>RR 0.45</b> (0.17 to 1.22)	<b>185 per 1000</b>	<b>102 fewer per 1000</b> (from 153 fewer to 41 more)
<b>Adverse effects: 2. use of medication for EPS (+/versus haloperidol) - medium term</b>	67 (1 study)	<b>LOW<sup>2,3</sup></b> due to risk of bias, imprecision	<b>RR 0.49</b> (0.17 to 1.43)	<b>257 per 1000</b>	<b>131 fewer per 1000</b> (from 213 fewer to 111 more)

*Note.*

The basis for the assumed risk was the median control group risk across studies. The corresponding risk (and its 95% CI) is based on the assumed risk in the comparison group and the relative effect of the intervention (and its 95% CI).

<sup>1</sup> Studies found contrasting results. High, significant I squared value.

<sup>2</sup> OIS (for dichotomous outcomes, OIS = 300 events; for continuous outcomes, OIS = 400 participants) not met.

<sup>3</sup> Generally unclear risk of bias and funded by manufacturer.

<sup>4</sup> Generally unclear or high risk of bias and funding not reported.

<sup>5</sup> Generally unclear risk of bias and funding not reported.

**Table 47: Summary of findings table for IM benzodiazepine plus IM antipsychotic compared with different IM antipsychotic**

Outcomes	No. of participants (studies) Follow-up	Quality of the evidence (GRADE)	Relative effect (95% CI)	Anticipated absolute effects	
				Risk with different IM antipsychotic	Risk difference with IM benzodiazepine + antipsychotic (95% CI)
<b>Global impression: 1. no improvement (+ haloperidol versus ziprasidone) - medium term (1-24 hours)</b>	60 (1 study)	<b>LOW</b> <sup>1,2</sup> due to risk of bias, imprecision	<b>RR 4</b> (1.25 to 12.75)	<b>100 per 1000</b>	<b>300 more per 1000</b> (from 25 more to 1000 more)
<b>Global impression: 2. need for additional medication - not reported</b>	-	-	-	-	-
<b>Global impression: 3. sedation (+ haloperidol versus ziprasidone) - medium term</b>	60 (1 study)	<b>LOW</b> <sup>1,2</sup> due to risk of bias, imprecision	<b>RR 4</b> (1.25 to 12.75)	<b>100 per 1000</b>	<b>300 more per 1000</b> (from 25 more to 1000 more)
<b>Behaviour: 1. average change score (OAS, high = worse) (+ haloperidol versus ziprasidone) - short term</b>	60 (1 study)	<b>LOW</b> <sup>1,2</sup> due to risk of bias, imprecision			The mean behaviour in the intervention groups was <b>0.55 standard deviations higher</b> (0.03 to 1.06 higher)
<b>Behaviour: 1. average change score (OAS) (+ haloperidol versus ziprasidone) - medium term</b>	60 (1 study)	<b>LOW</b> <sup>1,2</sup> due to risk of bias, imprecision			The mean behaviour in the intervention groups was <b>0.96 standard deviations higher</b> (0.43 to 1.5 higher)
<b>Adverse effects: 1. side effects (+ risperidone versus clozapine) - medium term</b>	76 (2 studies)	<b>LOW</b> <sup>1,2</sup> due to risk of bias, imprecision	<b>RR 0.18</b> (0.02 to 1.48)	<b>111 per 1000</b>	<b>91 fewer per 1000</b> (from 109 fewer to 53 more)
<b>Adverse effects: 1. side effects (+ risperidone versus haloperidol) - medium term</b>	40 (1 study)	<b>LOW</b> <sup>1,2</sup> due to risk of bias, imprecision	<b>RR 0.05</b> (0 to 0.85)	<b>450 per 1000</b>	<b>427 fewer per 1000</b> (from 67 fewer to 450 fewer)
<b>Adverse effects: 2. EPS (+ haloperidol versus ziprasidone) - medium term</b>	60 (1 study)	<b>LOW</b> <sup>1,2</sup> due to risk of bias, imprecision	<b>RR 7</b> (0.38 to 129.93)	<b>0 per 1000</b>	-

*Note.*

The basis for the assumed risk was the median control group risk across studies. The corresponding risk (and its 95% CI) is based on the assumed risk in the comparison group and the relative effect of the intervention (and its 95% CI).

<sup>1</sup> Generally unclear risk of bias and funding not reported.

<sup>2</sup> OIS (for dichotomous outcomes, OIS = 300 events; for continuous outcomes, OIS = 400 participants) not met.

**Table 48: Summary of findings table for IM benzodiazepine plus IM antipsychotic compared with IM antipsychotic plus another IM antipsychotic**

Outcomes	No. of participants (studies) Follow-up	Quality of the evidence (GRADE)	Relative effect (95% CI)	Anticipated absolute effects	
				Risk with IM antipsychotic + antipsychotic	Risk difference with IM benzodiazepine + antipsychotic (95% CI)
Global impression: 1. no improvement – not reported	-	-	-	-	-
Global impression: 2. need for additional medication – not reported	-	-	-	-	-
Global impression: 3. sedation – not reported	-	-	-	-	-
Behaviour: 1. average endpoint score (OAS) (+ haloperidol versus clothiapine + haloperidol) – medium term (1–24 hours)	60 (1 study)	LOW <sup>1,2</sup> due to risk of bias, imprecision			The mean behaviour in the intervention groups was <b>0.13 standard deviations lower</b> (0.64 lower to 0.37 higher)
Adverse effects – not reported	-	-	-	-	-

*Note.*

The basis for the assumed risk was the median control group risk across studies. The corresponding risk (and its 95% CI) is based on the assumed risk in the comparison group and the relative effect of the intervention (and its 95% CI).

<sup>1</sup> Generally unclear risk of bias and funding not reported

<sup>2</sup> OIS (for dichotomous outcomes, OIS = 300 events; for continuous outcomes, OIS = 400 participants) not met.

**Table 49: Summary of findings table for IM benzodiazepine versus IM antipsychotic plus antihistamine**

Outcomes	No. of participants (studies) Follow-up	Quality of the evidence (GRADE)	Relative effect (95% CI)	Anticipated absolute effects	
				Risk with IM antipsychotic + anti-histamines	Risk difference with IM benzodiazepine (95% CI)
Global impression: 1. no improvement (versus haloperidol + promethazine) – immediate term	200 (1 study)	LOW <sup>1,2</sup> due to risk of bias, imprecision	RR 1.79 (1.36 to 2.37)	390 per 1000	308 more per 1000 (from 140 more to 534 more)
Global impression: 1. no improvement (versus haloperidol + promethazine) – short term	200 (1 study)	LOW <sup>1,2</sup> due to risk of bias, imprecision	RR 2.47 (1.51 to 4.03)	170 per 1000	250 more per 1000 (from 87 more to 515 more)
Global impression: 1. no improvement (versus haloperidol + promethazine) – medium term	200 (1 study)	LOW <sup>1,2</sup> due to risk of bias, imprecision	RR 2.17 (1.16 to 4.05)	120 per 1000	140 more per 1000 (from 19 more to 366 more)
Global impression: 2. need for additional medication (versus haloperidol + promethazine) – immediate term	200 (1 study)	-	Not estimable	-	-
Global impression: 2. need for additional medication (versus haloperidol + promethazine) – short term	200 (1 study)	LOW <sup>1,2</sup> due to risk of bias, imprecision	RR 3 (0.12 to 72.77)	0 per 1000	-
Global impression: 2. need for additional medication (versus haloperidol + promethazine) – medium term	200 (1 study)	LOW <sup>1,2</sup> due to risk of bias, imprecision	RR 1.33 (0.31 to 5.81)	30 per 1000	10 more per 1000 (from 21 fewer to 144 more)
Global impression: 3. sedation (tranquil or asleep) (versus haloperidol + promethazine) – immediate term (lorazepam)	200 (1 study)	LOW <sup>1,2</sup> due to risk of bias, imprecision	RR 0.88 (0.77 to 0.99)	890 per 1000	107 fewer per 1000 (from 9 fewer to 205 fewer)
Global impression: 3. sedation (tranquil or asleep) (versus haloperidol + promethazine) – short term (lorazepam)	200 (1 study)	LOW <sup>1,2</sup> due to risk of bias, imprecision	RR 0.85 (0.77 to 0.95)	950 per 1000	142 fewer per 1000 (from 48 fewer to 219 fewer)
Global impression: 3. sedation (tranquil or asleep) (versus haloperidol + promethazine) – medium term (lorazepam)	200 (1 study)	LOW <sup>1,2</sup> due to risk of bias, imprecision	RR 0.91 (0.84 to 0.98)	970 per 1000	87 fewer per 1000 (from 19 fewer to 155 fewer)
Global impression: 3. sedation (tranquil or asleep) (versus haloperidol + promethazine) – short term (midazolam)	301 (1 study)	LOW <sup>1,2</sup> due to risk of bias, imprecision	RR 1.32 (1.16 to 1.49)	673 per 1000	215 more per 1000 (from 108 more to 330 more)
Global impression: 3. sedation (tranquil or asleep) (versus haloperidol + promethazine) – medium term (midazolam)	301 (1 study)	LOW <sup>1,2</sup> due to risk of bias, imprecision	RR 1.13 (1.04 to 1.23)	827 per 1000	107 more per 1000 (from 33 more to 190 more)

---

*Note.*

The basis for the assumed risk was the median control group risk across studies. The corresponding risk (and its 95% CI) is based on the assumed risk in the comparison group and the relative effect of the intervention (and its 95% CI).

<sup>1</sup> Participants and outcome assessors were non-blinded.

<sup>2</sup> OIS (for dichotomous outcomes, OIS = 300 events; for continuous outcomes, OIS = 400 participants) not met.

---

**Table 50: Summary of findings table for IM benzodiazepine plus IM antipsychotic versus IM antipsychotic plus antihistamine**

Outcomes	No. of participants (studies) Follow-up	Quality of the evidence (GRADE)	Relative effect (95% CI)	Anticipated absolute effects	
				Risk with IM anti-psychotic + anti-histamines	Risk difference with IM benzodiazepine + antipsychotic (95% CI)
<b>Global impression: 1. no improvement (+ haloperidol versus haloperidol + promethazine) - medium term (1-24 hours)</b>	60 (1 study)	<b>LOW</b> <sup>1,2</sup> due to risk of bias, imprecision	<b>RR 25</b> (1.55 to 403.99)	<b>0 per 1000</b>	<b>-</b>
<b>Global impression: 2. need for additional medication - not reported</b>	-	-	-	-	-
<b>Global impression: 3. sedation (+ haloperidol versus haloperidol + promethazine) - medium term</b>	60 (1 study)	<b>LOW</b> <sup>1,2</sup> due to risk of bias, imprecision	<b>RR 12</b> (1.66 to 86.59)	<b>33 per 1000</b>	<b>367 more per 1000</b> (from 22 more to 1000 more)
<b>Behaviour: 1. average endpoint score (OAS) (+ haloperidol versus haloperidol + promethazine) - short term</b>	60 (1 study)	<b>LOW</b> <sup>1,2</sup> due to risk of bias, imprecision			The mean behaviour in the intervention groups was <b>0.85 standard deviations lower</b> (1.38 to 0.32 lower)
<b>Behaviour: 1. average endpoint score (OAS) (+ haloperidol versus haloperidol + promethazine) - medium term</b>	60 (1 study)	<b>LOW</b> <sup>1,2</sup> due to risk of bias, imprecision			The mean behaviour in the intervention groups was <b>0.48 standard deviations higher</b> (0.03 lower to 1 higher)
<b>Adverse effects: 1. EPS (+ haloperidol versus haloperidol + promethazine) - medium term</b>	60 (1 study)	<b>LOW</b> <sup>1,2</sup> due to risk of bias, imprecision	<b>RR 0.6</b> (0.16 to 2.29)	<b>167 per 1000</b>	<b>67 fewer per 1000</b> (from 140 fewer to 215 more)

*Note.*

The basis for the assumed risk was the median control group risk across studies. The corresponding risk (and its 95% CI) is based on the assumed risk in the comparison group and the relative effect of the intervention (and its 95% CI).

<sup>1</sup> Participants and outcome assessors were non-blinded.

<sup>2</sup> OIS (for dichotomous outcomes, OIS = 300 events; for continuous outcomes, OIS = 400 participants) not met.



**Table 51: Summary of findings table for IM haloperidol versus placebo**

Outcomes	No. of participants (studies) Follow-up	Quality of the evidence (GRADE)	Relative effect (95% CI)	Anticipated absolute effects	
				Risk with placebo	Risk difference with IM haloperidol (95% CI)
Repeated need for tranquillisation – needing additional injection during 24 hours (agitation only)	660 (4 studies)	LOW <sup>1,2</sup> due to risk of bias, imprecision	RR 0.52 (0.42 to 0.65)	582 per 1000	280 fewer per 1000 (from 204 fewer to 338 fewer)
Global outcome: 1. Not improved – not marked improvement	40 (1 study)	LOW <sup>1,2</sup> due to risk of bias, imprecision	RR 0.61 (0.44 to 0.84)	1000 per 1000	390 fewer per 1000 (from 160 fewer to 560 fewer)
Global outcome: 1. Not improved – not any improvement	40 (1 study)	LOW <sup>1,2</sup> due to risk of bias, imprecision	RR 0.28 (0.08 to 1.07)	364 per 1000	262 fewer per 1000 (from 335 fewer to 25 more)
Global outcome: 2. Need for benzodiazepine during 24 hours – need for benzodiazepine during 24 hours	660 (4 studies)	LOW <sup>1,2</sup> due to risk of bias, imprecision	RR 0.5 (0.3 to 0.81)	269 per 1000	135 fewer per 1000 (from 51 fewer to 188 fewer)
Specific behaviour – agitation: 2a. Average score – by about 2 hours – change score (ABS)	474 (3 studies)	MODERATE <sup>1</sup> due to risk of bias			The mean behaviour in the intervention groups was <b>0.65 standard deviations lower</b> (0.95 to 0.35 lower)
Specific behaviour – agitation: 2a. Average score – by about 2 hours – change score (PANSS-EC)	357 (2 studies)	LOW <sup>1,2</sup> due to risk of bias, imprecision			The mean behaviour in the intervention groups was <b>0.59 standard deviations lower</b> (1.04 to 0.14 lower)
Specific behaviour – agitation: 2b. Average score – by about 24 hours – change score (ABS)	85 (1 study)	LOW <sup>2,3</sup> due to risk of bias, imprecision			The mean behaviour in the intervention groups was <b>0.59 standard deviations lower</b> (1.02 to 0.15 lower)
Specific behaviour – agitation: 2b. Average score – by about 24 hours – change score (PANSS-EC)	85 (1 study)	LOW <sup>2,3</sup> due to risk of bias, imprecision			The mean behaviour in the intervention groups was <b>0.38 standard deviations lower</b> (0.81 lower to 0.05 higher)

<b>Adverse effects: 1. General</b> - 1 or more drug related adverse effects during 24 hours	395 (2 studies)	<b>MODERATE</b> <sup>1,2</sup> due to risk of bias	<b>RR 1.64</b> (1.22 to 2.2)	<b>280 per 1000</b>	<b>179 more per 1000</b> (from 62 more to 336 more)
<b>Adverse effects: 1. General</b> - increased severity of adverse effects after 2nd injection	273 (1 study)	<b>LOW</b> <sup>1,2</sup> due to risk of bias, imprecision	<b>RR 3.25</b> (1.88 to 5.63)	<b>136 per 1000</b>	<b>307 more per 1000</b> (from 120 more to 631 more)
<b>Adverse effects: 1. General</b> - overall adverse events during 72 hours	273 (1 study)	<b>LOW</b> <sup>1,2</sup> due to risk of bias, imprecision	<b>RR 1.78</b> (1.23 to 2.59)	<b>273 per 1000</b>	<b>213 more per 1000</b> (from 63 more to 434 more)
<b>Adverse effects: 2. General</b> - Serious - death	273 (1 study)	-	Not estimable	-	-
<b>Adverse effects: 2. General</b> - Serious - rated as serious	122 (1 study)	<b>LOW</b> <sup>1,2</sup> due to risk of bias, imprecision	<b>RR 0.34</b> (0.01 to 8.29)	<b>16 per 1000</b>	<b>11 fewer per 1000</b> (from 16 fewer to 118 more)
<b>Adverse effects: 2. General</b> - Serious - tonic clonic seizure	117 (1 study)	-	Not estimable	-	-
<b>Adverse effects: 3. Specific</b> - arousal level - insomnia during 24 hours (only reported if occurred in ≥5%)	273 (1 study)	<b>LOW</b> <sup>1,2</sup> due to risk of bias, imprecision	<b>RR 1.31</b> (0.61 to 2.82)	<b>91 per 1000</b>	<b>28 more per 1000</b> (from 35 fewer to 165 more)
<b>Adverse effects: 3. Specific</b> - arousal level - 'over' sedated	313 (2 studies)	<b>LOW</b> <sup>1,2</sup> due to risk of bias, imprecision	<b>RR 3.04</b> (1.27 to 7.26)	<b>51 per 1000</b>	<b>103 more per 1000</b> (from 14 more to 316 more)
<b>Adverse effects: 3. Specific</b> - arousal level - somnolence during 24 hours	615 (4 studies)	<b>LOW</b> <sup>1,2</sup> due to risk of bias, imprecision	<b>RR 2.26</b> (0.96 to 5.32)	<b>28 per 1000</b>	<b>35 more per 1000</b> (from 1 fewer to 121 more)
<b>Adverse effects: 5b.</b> Specific - movement disorders: i. Average change score (Barnes Akathisia Scale)	168 (1 study)	<b>LOW</b> <sup>1,2</sup> due to risk of bias, imprecision			The mean adverse effects in the intervention groups was <b>0.12 standard deviations higher</b> (0.22 lower to 0.45 higher)
<b>Adverse effects: 5c.</b> Specific - movement disorders: ii. Average change score (Simpson- Angus Scale)	167 (1 study)	<b>LOW</b> <sup>1,2</sup> due to risk of bias, imprecision			The mean adverse effects in the intervention groups was <b>0.54 standard deviations higher</b> (0.2 to 0.89 higher)

Note.

The basis for the assumed risk was the median control group risk across studies. The corresponding risk (and its 95% CI) is based on the assumed risk in the comparison group and the relative effect of the intervention (and its 95% CI).

<sup>1</sup> Risk of bias generally unclear and funding not reported.

<sup>2</sup> OIS (for dichotomous outcomes, OIS = 300 events; for continuous outcomes, OIS = 400 participants) not met.

<sup>3</sup> Risk of bias generally unclear and trial funded by manufacturer.

**Table 52: Summary of findings table for IM haloperidol versus another IM antipsychotic**

Outcomes	No. of participants (studies) Follow-up	Quality of the evidence (GRADE)	Relative effect (95% CI)	Anticipated absolute effects	
				Risk with other IM anti-psychotic	Risk difference with IM haloperidol (95% CI)
Repeated need for rapid tranquillisation: needing additional injection	1418 (9 studies)	LOW <sup>1,2</sup> due to risk of bias, inconsistency	RR 1.04 (0.87 to 1.25)	338 per 1000	14 more per 1000 (from 44 fewer to 84 more)
Repeated need for rapid tranquillisation: needing additional injection (versus IM aripiprazole)	473 (2 studies)	LOW <sup>3,4</sup> due to risk of bias, imprecision	RR 0.79 (0.62 to 1)	411 per 1000	86 fewer per 1000 (from 156 fewer to 0 more)
Repeated need for rapid tranquillisation: needing additional injection (versus IM chlorpromazine)	30 (1 study)	VERY LOW <sup>3,5</sup> due to risk of bias, imprecision	RR 1.07 (0.89 to 1.28)	933 per 1000	65 more per 1000 (from 103 fewer to 261 more)
Repeated need for rapid tranquillisation: needing additional injection (versus IM droperidol)	27 (1 study)	LOW <sup>3,4</sup> due to risk of bias, imprecision	RR 2.23 (0.99 to 5.06)	364 per 1000	447 more per 1000 (from 4 fewer to 1000 more)
Repeated need for rapid tranquillisation: needing additional injection (versus IM zuclopenthixol acetate)	70 (1 study)	LOW <sup>3,4</sup> due to risk of bias, imprecision	RR 2.54 (1.19 to 5.46)	184 per 1000	284 more per 1000 (from 35 more to 822 more)
Repeated need for rapid tranquillisation: needing additional injection (versus IM thiothixene)	30 (1 study)	LOW <sup>1,4</sup> due to risk of bias, imprecision	RR 1.07 (0.89 to 1.28)	933 per 1000	65 more per 1000 (from 103

					fewer to 261 more)
<b>Global outcome: Not improved</b>	840 (10 studies)	<b>LOW<sup>3,4</sup></b> due to risk of bias, imprecision	<b>RR 0.73</b> (0.46 to 1.18)	<b>258 per 1000</b>	<b>70 fewer per 1000</b> (from 139 fewer to 46 more)
<b>Global outcome: Not improved (versus IM chlorpromazine)</b>	89 (2 studies)	<b>LOW<sup>3,4</sup></b> due to risk of bias, imprecision	<b>RR 0.16</b> (0.05 to 0.48)	<b>286 per 1000</b>	<b>240 fewer per 1000</b> (from 149 fewer to 271 fewer)
<b>Global outcome: Not improved (versus IM loxapine)</b>	121 (3 studies)	<b>LOW<sup>3,4</sup></b> due to risk of bias, imprecision	<b>RR 0.82</b> (0.42 to 1.62)	<b>254 per 1000</b>	<b>46 fewer per 1000</b> (from 147 fewer to 158 more)
<b>Global outcome: Not improved (versus IM perphenazine)</b>	44 (1 study)	<b>LOW<sup>3,4</sup></b> due to risk of bias, imprecision	<b>RR 0.46</b> (0.04 to 4.68)	<b>95 per 1000</b>	<b>51 fewer per 1000</b> (from 91 fewer to 350 more)
<b>Global outcome: Not improved (versus IM thiothixene)</b>	44 (1 study)	<b>LOW<sup>1,4</sup></b> due to risk of bias, imprecision	<b>RR 4.2</b> (0.21 to 82.72)	<b>0 per 1000</b>	<b>-</b>
<b>Adverse effects: 1a. General (IM aripiprazole) - 1 or more drug related adverse effects during 24 hours</b>	477 (2 studies)	<b>LOW<sup>3,4</sup></b> due to risk of bias, imprecision	<b>RR 1.18</b> (0.95 to 1.46)	<b>384 per 1000</b>	<b>69 more per 1000</b> (from 19 fewer to 176 more)
<b>Adverse effects: 1a. General (IM aripiprazole) - increased severity of adverse effects after second injection</b>	360 (1 study)	<b>LOW<sup>3,4</sup></b> due to risk of bias, imprecision	<b>RR 1.34</b> (1.03 to 1.74)	<b>331 per 1000</b>	<b>113 more per 1000</b> (from 10 more to 245 more)
<b>Adverse effects: 1a. General (IM aripiprazole) - overall adverse events during 72 hours</b>	360 (1 study)	<b>LOW<sup>3,4</sup></b> due to risk of bias, imprecision	<b>RR 1.33</b> (1.04 to 1.7)	<b>366 per 1000</b>	<b>121 more per 1000</b> (from 15 more to 256 more)
<b>Adverse effects: 1b. 'Serious' (IM aripiprazole) - any</b>	477 (2 studies)	<b>LOW<sup>3,4</sup></b> due to risk of bias, imprecision	<b>RR 0.55</b> (0.1 to 3.16)	<b>30 per 1000</b>	<b>14 fewer per 1000</b> (from 27 fewer to 65 more)
<b>Adverse effects: 1b. 'Serious' (IM aripiprazole) - tonic clonic seizure</b>	117 (1 study)	<b>LOW<sup>3,4</sup></b> due to risk of bias, imprecision	<b>RR 0.32</b> (0.01 to 7.62)	<b>18 per 1000</b>	<b>12 fewer per 1000</b> (from 17 fewer to 116 more)

<b>Adverse effects: 1b. 'Serious' (IM aripiprazole) – death</b>	360 (1 study)	-	Not estimable	-	-
<b>Adverse effects: any serious or specific AEs (IM chlorpromazine) – movement disorders – extrapyramidal adverse effects</b>	69 (2 studies)	<b>LOW</b> <sup>3,4</sup> due to risk of bias, imprecision	<b>RR 2.07</b> (0.28 to 15.15)	<b>40 per 1000</b>	<b>43 more per 1000</b> (from 29 fewer to 566 more)
<b>Adverse effects: 1. General (IM perphenazine) – 1 or more adverse effect</b>	44 (1 study)	<b>LOW</b> <sup>3,4</sup> due to risk of bias, imprecision	<b>RR 1.3</b> (0.61 to 2.8)	<b>333 per 1000</b>	<b>100 more per 1000</b> (from 130 fewer to 600 more)
<b>Adverse effects: 1. General (IM ziprasidone) – 1 or more drug related adverse effects – by 72 hours</b>	739 (3 studies)	<b>VERY LOW</b> <sup>1,2,4</sup> due to risk of bias, inconsistency, imprecision	<b>RR 1.69</b> (1.23 to 2.33)	<b>317 per 1000</b>	<b>219 more per 1000</b> (from 73 more to 422 more)
<b>Adverse effects: 1. General (IM ziprasidone) – severe adverse effect – by 72 hours</b>	376 (1 study)	-	Not estimable	-	-
<b>Adverse effects: 1. General (IM ziprasidone) – 1 or more drug related adverse effects – by 7 days</b>	132 (1 study)	<b>LOW</b> <sup>1,4</sup> due to risk of bias, imprecision	<b>RR 1.31</b> (0.93 to 1.83)	<b>456 per 1000</b>	<b>141 more per 1000</b> (from 32 fewer to 378 more)
<b>Adverse effects: 1. General (IM loxapine) – 1 or more drug related adverse effect</b>	30 (1 study)	<b>LOW</b> <sup>3,4</sup> due to risk of bias, imprecision	<b>RR 0.8</b> (0.44 to 1.45)	<b>667 per 1000</b>	<b>133 fewer per 1000</b> (from 373 fewer to 300 more)
<b>Adverse effects: 1. General – 1 or more adverse effects (IM thiothixene)</b>	74 (2 studies)	<b>LOW</b> <sup>1,4</sup> due to risk of bias, imprecision	<b>RR 1.42</b> (0.97 to 2.09)	<b>400 per 1000</b>	<b>168 more per 1000</b> (from 12 fewer to 436 more)

*Note.* The basis for the assumed risk was the median control group risk across studies. The corresponding risk (and its 95% CI) is based on the assumed risk in the comparison group and the relative effect of the intervention (and its 95% CI).

<sup>1</sup> Risk of bias generally unclear and funded by manufacturer.

<sup>2</sup> High and significant I squared value.

<sup>3</sup> Risk of bias generally unclear and funding not reported.

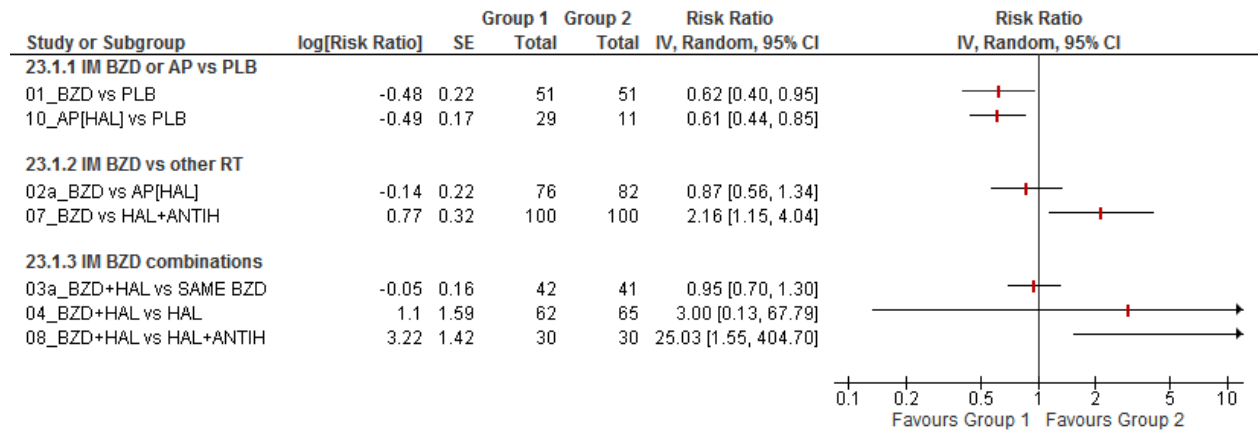
<sup>4</sup> OIS (for dichotomous outcomes, OIS = 300 events; for continuous outcomes, OIS = 400 participants) not met.

<sup>5</sup> Very small sample with wide CIs crossing the line of no effect.

Given the large number of comparisons, summary forest plots were used to aid interpretation, as can be seen in Figure 5 (global effect – no improvement), Figure 6

(behaviour – agitation), Figure 7 (global effect – excessive sedation) and Figure 8 (adverse effect – extrapyramidal symptoms).

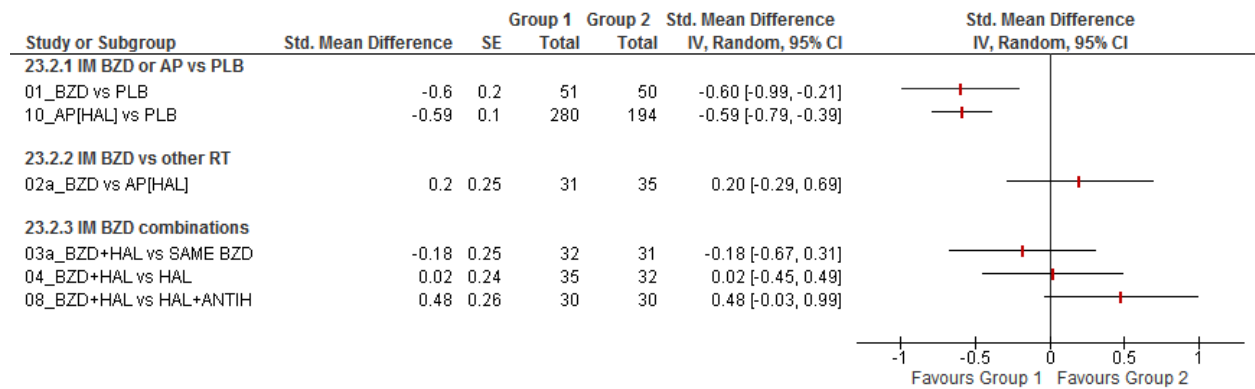
**Figure 5: Rapid tranquillisation summary forest plot for the global effect – no improvement**



Note.

ANTIHI = antihistamine; AP = antipsychotic; BZD = benzodiazepine; CI = confidence interval; HAL = haloperidol; PLB = placebo; RT = rapid tranquillisation; vs = versus; SE = standard error; IV = inverse variance.

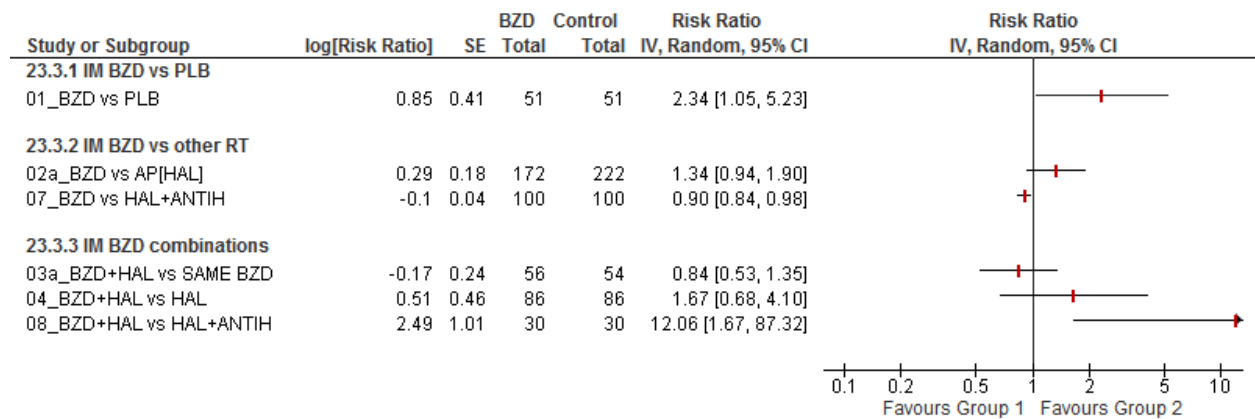
**Figure 6: Rapid tranquillisation summary forest plot for agitation**



Note.

ANTIHI = antihistamine; AP = antipsychotic; BZD = benzodiazepine; CI = confidence interval; HAL = haloperidol; PLB = placebo; RT = rapid tranquillisation; vs = versus; SE = standard error; IV = inverse variance.

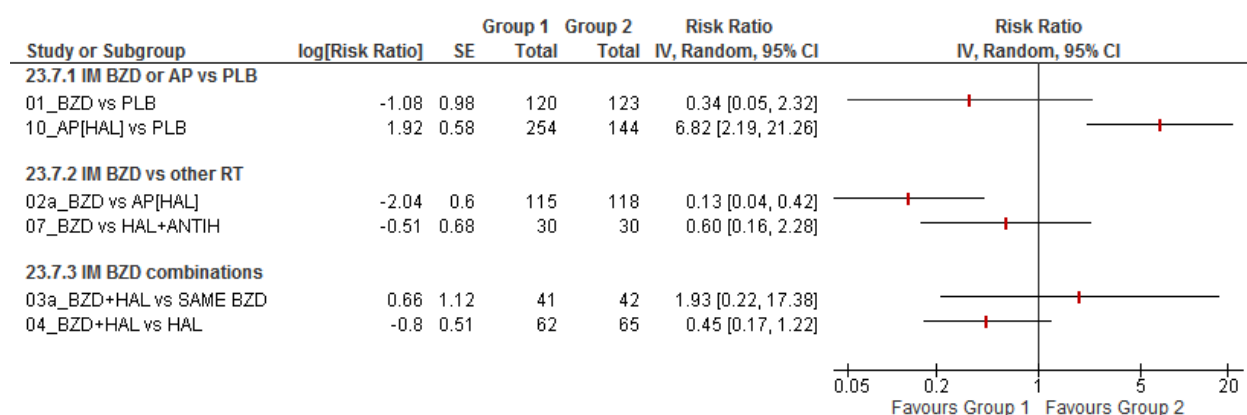
**Figure 7: Rapid tranquillisation summary forest plot for the global effect - excessive sedation**



Note.

ANTIHI = antihistamine; AP = antipsychotic; BZD = benzodiazepine; CI = confidence interval; HAL = haloperidol; PLB = placebo; RT = rapid tranquillisation; vs = versus; SE = standard error; IV = inverse variance.

**Figure 8: Rapid tranquillisation summary forest plot for the adverse effect – extrapyramidal symptoms**



Note.

ANTIHI = antihistamine; AP = antipsychotic; BZD = benzodiazepine; HAL = haloperidol; PLB = placebo; RT = rapid tranquillisation; vs = versus; SE = standard error; IV = inverse variance.

### *Evidence statements for rapid tranquillisation*

Low-quality evidence from 1 to 2 RCTs with up to 243 participants showed that an IM benzodiazepine was more effective than placebo, but increased the risk of excessive sedation (Table 43).

Low-quality evidence from between 1 and 7 RCTs with up to 394 participants showed no clear evidence that an IM benzodiazepine was more or less effective than an IM antipsychotic, but the latter increased the risk of extrapyramidal side effects (Table 44).

Low- to very-low-quality evidence from between 1 and 3 RCTs with up to 110 participants showed no clear evidence that an IM benzodiazepine plus an IM antipsychotic was more or less effective or harmful than the same IM benzodiazepine used alone (Table 45).

Low- to very low-quality evidence from between 1 and 3 RCTs with up to 172 participants showed no clear evidence that an IM benzodiazepine plus an IM antipsychotic (haloperidol) was more or less effective or harmful than the same IM antipsychotic used alone (Table 46).

Low-quality evidence from 1 RCT with 60 participants showed that an IM benzodiazepine (midazolam) plus an IM antipsychotic (haloperidol) was less effective than a different IM antipsychotic (ziprasidone) used alone (Table 47).

Low-quality evidence from 1 RCT with 60 participants showed that an IM benzodiazepine plus an IM antipsychotic was similar to an IM antipsychotic plus



another IM antipsychotic with regard to the effect on aggressive behaviour (Table 48).

Low-quality evidence from 1 RCT with 200 participants showed that an IM benzodiazepine was less effective than an IM antipsychotic plus an IM antihistamine (Table 49), but there was insufficient evidence to establish if there was a difference in the risk of harm.

Low-quality evidence from 1 RCT with 60 participants showed that an IM benzodiazepine plus an IM antipsychotic (haloperidol) was less effective and no less harmful than an IM antipsychotic plus an IM antihistamine (Table 50).

Low- to moderate-quality evidence from 1 to 4 RCTs with up to 660 participants showed that an IM antipsychotic (haloperidol) was more effective than placebo, but had higher risk of adverse effects (Table 51).

Very low- to low-quality evidence from between 1 and 10 RCTs with up to 840 participants showed that an IM antipsychotic (haloperidol) was not clearly more effective than other antipsychotics, but had higher risk of some adverse effects (Table 52).

### **6.3.5 Health economic evidence**

#### *Systematic literature review*

No studies assessing the cost effectiveness of non-pharmacological management strategies during an event were identified by the systematic search of the economic literature.

One study that assessed the cost effectiveness of interventions for rapid tranquillisation (Freeman et al., 2009) was identified by the systematic search of the economic literature and 1 model was identified from the [previous guideline](#) (NICE, 2005) investigating resuscitation training to support restrictive interventions.

Details on the methods used for the systematic review of the economic literature are described in Chapter 3; full references and evidence tables for all economic evaluations included in the systematic literature review are provided in Appendix 18. Completed methodology checklists for the studies are provided in Appendix 17.

Freeman and colleagues (2009) compared IM haloperidol with IM olanzapine in a population of people with violent or aggressive episodes in a state psychiatric hospital in the US. Although IM olanzapine is not available in the UK (as described above in Section 6.3.2), the aforementioned study by Freeman and colleagues is included here because of the comparison with haloperidol.

Data was collected retrospectively by investigating the hospital notes for service users who had received haloperidol or olanzapine in response to a violent or

aggressive incident. A hospital perspective was taken with data collected on: subjective effectiveness, percentage of people having violent and aggressive incidents requiring seclusion and/or physical restraint, percentage of people requiring repeat doses and mean number of people requiring repeat doses. The data was only coded if the event fell within the 24 hours after the administration of olanzapine or haloperidol. Records were also searched for documentation of extrapyramidal side effects and for clinically significant changes in blood pressure though no data was found. Prices were taken from national sources for the year 2009.

The results of the analysis showed that haloperidol was less expensive than olanzapine with a cost per event of \$4.06 versus \$27.84 (cost year 2009). Additionally, haloperidol appeared more effective across outcomes. According to the nurse's subjective assessment, haloperidol was considered effective in 62% of cases, whereas olanzapine was effective in 49% of cases. Haloperidol was considered not effective in 13% of instances versus 30% for olanzapine. Significantly fewer patients required repeat doses when given haloperidol (41%) compared with olanzapine (69%). No significant differences were noted between percentages of service users requiring seclusion and/or restraint.

As acknowledged by the authors, the study had many limitations – the most important being the non-randomised retrospective study design, poorly-defined efficacy criteria, lack of quality-of-life data and unclear dose-equivalence. Given the limitations of the study design, because olanzapine injection has been discontinued in the UK and is not generally available this study was excluded from further consideration.

### *Cost considerations*

The development of an economic model assessing the cost effectiveness of alternative options for rapid tranquillisation was considered to be of high priority by the GDG, due to important resource implications associated with the choice of pharmacological options. Nevertheless, an economic model was not possible to develop due to poor quality clinical studies reporting heterogeneous outcomes. Therefore, simple costings of each rapid tranquillisation option were presented to the GDG, as an indication of the opportunity costs involved with each treatment option. Typical doses were informed by GDG opinion and the total drug acquisition cost was applied using the national electronic drug tariff (Drug Tariff, 2014), electronic market information tool (Department of Health, 2013a) and [BNF](#) (British National Formulary, 2014) in that order of preference. These sources provide a measure of opportunity cost to the NHS. The drug tariff details payments to NHS contractors and is compiled on behalf of the department of health by the NHS business services authority; electronic market information tool prices are based on average price paid for a product over last 4 months; and prices in the [BNF](#) are based on information provided by the NHS prescription services. Only options available on the NHS were eligible for costing.

The output of this process is displayed in Table 53. It needs to be noted that the full economic cost associated with each pharmacological treatment option used for rapid tranquillisation is greater than the prices quoted, due to costs of staff involved in administering the drug (which, however, should be similar across treatment options) and treatment costs associated with side effects such as extrapyramidal symptoms and weight gain. Costs associated with the management of side effects were not considered in the analysis because of variation in outcomes reported in the RCTs that provided the clinical data and treatment pathways.

**Table 53: Cost data for typical doses of rapid tranquillisation**

IM medication (dose)	Cost source	Cost
Lorazepam (4 mg)	BNF	£0.35
Aripiprazole (20 mg)	BNF	£3.43
Haloperidol (10 mg)	Drug tariff	£0.73
Lorazepam (2 mg) and haloperidol (10 mg)	BNF and drug tariff	£1.08
Haloperidol (10 mg) and promethazine (25 mg)	BNF and drug tariff	£1.40

To aid decision-making, some basic modelling was carried out as part of the [previous guideline on violence and aggression](#) (NICE, 2005). A model was produced to investigate the cost effectiveness of immediate life-support training over basic life-support training in improving survival using automatic external defibrillators.

This question was modelled using a non-statistically significant difference in discharge rate following cardiac arrest with ventricular fibrillation or pulseless ventricular tachycardia from a nurse defibrillation trial (Coady, 1999). The maximum treatment effect attributable to advanced life support was estimated as 6% from a UK observational study (Gwinnutt et al., 2000). This study was also used alongside data reported in a review article (Woollard, 2001) to estimate the proportion of cardiac arrests with ventricular fibrillation.

Due to the lack of data for the population of interest, values had to be assumed for incidence of cardiac events, proportion of service users surviving with brain damage and proportion of people with cardiac arrest preceded by respiratory arrest.

The model assumed a survival improvement with immediate life support over basic life support and used this to estimate cost effectiveness. An NHS and personal social services perspective was taken for the analysis. No formal utility data was employed with a utility score of zero assigned to death or brain damage and full health assumed for all other states. The source of unit costs was not reported.

The results indicate a cost per quality-adjusted life year of £23,800 for immediate versus basic life support training with sensitivity analysis illustrating a quality-adjusted life year for under £20,000 if survival rates of the intervention are higher, incidence rates of cardiac events are higher or training costs are lower than in the base case.

The perspective taken in the model is directly applicable to the current decision context after updating costs; however, the lack of data informing the clinical parameters of this model inserts great uncertainty into any conclusions that may be drawn from this analysis. For this reason, the analysis was deemed to suffer from very serious methodological limitations and was therefore not considered when making recommendations.

### *Economic evidence statement*

One economic study was identified that suggested IM haloperidol was more cost effective than IM olanzapine. This analysis was considered to be partially applicable with very serious limitations and therefore was not considered in making recommendations.

Cost analysis indicated that there were not large cost differences between drugs under consideration.

One economic study was identified that suggested immediate life support training may be cost effective under certain assumptions. This analysis was considered to be directly applicable but with very serious limitations and therefore was not considered in making recommendations.

## **6.4 POST-EVENT - ALL SETTINGS**

### **6.4.1 Introduction**

During an event, the priority is to manage the situation so as to minimise injury to the service user, the victim and others in the vicinity. This may involve the use of force if necessary, by adequate numbers of staff who are capable of overwhelming an individual in a way that is safe for all concerned. A great deal happens in a short time span, and it is not always possible to provide the ideal intervention unless the violence is anticipated. Much can be gained from a review of the event, both in the short and medium term, and both in terms of managing repeated episodes of violence from the same individual and general lessons for future management of others. In primary and community settings where the staff involved is likely to be in different teams, agencies and locations, they are not so readily available to undertake joint discussions in order to review incidents and make plans to make matters safer for the service user, staff and others involved.

### **6.4.2 Studies considered**

For the review of post-incident management (see Table 32 for the review protocol), 1 review Lim 2010 (Lim, 2010) and 1 primary study Whitecross 2013 met eligibility criteria. No studies were identified that considered post-incident management for witnesses, or addressed the review questions that covered experience (see Table 28). In addition, 528 studies failed to meet eligibility criteria for the guideline. Further information about both included and excluded studies can be found in Appendix 13.

The review (Lim 2010) aimed to identify evidence-based practices for managing the aftermath of patient's aggression towards nurses (see Table 54). The primary study (Whitecross 2013) examined the effectiveness of post-seclusion counselling (see Table 55). In addition, the authors measured service users' experience of seclusion (see section 6.3.3).

**Table 54: Study information table for systematic reviews for post-incident management**

	<b>Lim 2010</b>
<b>Review question/aim</b>	To identify evidence-based practices for managing the aftermath of patient's aggression towards nurses
<b>Method used to synthesise evidence</b>	Narrative synthesis
<b>Design of included studies</b>	Non-controlled interrupted time series studies, expert opinion pieces
<b>Dates searched</b>	Search conducted 21/2/2010
<b>Electronic databases</b>	Academic Research Library, American Psychological Association PsycARTICLES, BMJ Journals, Cochrane Library, CINAHL, Education Resources Information Center, MEDLINE, PsycINFO
<b>No. of included studies</b>	10
<b>Participant characteristics</b>	Staff (nurses) with a previous experience of aggression
<b>Intervention</b>	Post-incident management strategies
<b>Comparison</b>	Standard care or other alternative intervention
<b>Outcome</b>	<ul style="list-style-type: none"> <li>• Experience (staff)</li> </ul>

**Table 55: Study information table for primary studies for post-incident management**

	<b>Post-incident management</b>
Total no. of studies (N)	1 observational study (31)
Study ID	Whitecross 2013
Consent gained?	Yes
Country	Australia
Setting	Inpatient
Diagnosis	Schizophrenia or other psychotic illness (52%), schizoaffective disorder (32%), other psychiatric disorder (16%)
Age (mean)	36.89 years
Sex (% female)	26
Ethnicity (% white)	Not reported
Intervention(s)	Post seclusion counselling conducted 3–7 days after the incident; included: counselling, ventilation, support and reassurance; screening for physical adverse effects and psychoeducation
Comparison	Ad hoc informal debriefing
Funding	Alfred Research Trust
Outcomes	<ul style="list-style-type: none"> <li>• Rates of restrictive intervention (seclusion)</li> <li>• Hours in seclusion during current admission</li> <li>• Experience (service user)</li> </ul>

### 6.4.3 Clinical evidence for post-incident management

Low-quality evidence from 1 review of 10 studies (Lim 2010) and 1 observational study with 31 participants (Whitecross 2013) was inconclusive regarding the use of post-incident management strategies for service users and staff. Nevertheless, it was clear that violent incidents and the management of these can be traumatic for both service users and staff, and good practice dictates support and training should be used to post-incident management.

### 6.4.4 Health economic evidence

No studies assessing the cost effectiveness of post event management strategies were identified by the systematic search of the economic literature. Details on the methods used for the systematic review of the economic literature are described in Chapter 3.

#### *Economic evidence statement*

No relevant economic evaluations were identified.

## 6.5 LINKING EVIDENCE TO RECOMMENDATIONS

### 6.5.1 During event

Most episodes of violence take place over a very short time span, and so action to correct it and protect others has to be made very quickly. Because of the potential dangers associated with violence, the standard method of evaluating a new

treatment (an RCT that compares an active intervention with a placebo equivalent) is rarely possible. Large RCTs are also very rare. There is also uncertainty about the best outcomes to measure when treating violence. Most of the outcomes are short term, but it is also necessary to take into account any long-term consequences of treatment given, and studies with a longer timescale are not common in this population. Because of the need to measure short-term outcomes, and the general use of tranquillising medication to reduce violence, most of the studies that have incorporated randomisation have been included collectively under the title of 'rapid tranquillisation'. Indeed, in the [previous guideline on violence and aggression](#) it was concluded that 'all medication given in the short term management of disturbed/violent behaviour should be considered as part of rapid tranquillisation (including p.r.n. medication)' (NICE, 2005; p.100). Although the term 'rapid tranquillisation' has now become part of general use in psychiatry, it is somewhat confusing. If a small dose of a drug is given orally very early in the manifestation of a violent episode, and given in the hope of stopping it, it is part of the same procedure as rapid tranquillisation but is not identical to it. The same applies to p.r.n. medication given earlier than usual because nursing staff have detected signs of impending violence. Under these circumstances the aim is not to give rapid tranquillisation, but to assist other measures that are essentially preventive.

### *Relative value placed on the outcomes considered*

The outcomes of interventions for violence can be separated into the early and long-term outcomes to (a) the violent individual, (b) the staff involved in trying to reduce violence, and (c) other effects of violence on others. For rapid tranquillisation, the most common measured outcome is a level of sedation that causes the violence to cease. While many service users welcome a degree of sedation as a consequence of rapid tranquillisation, excessive sedation is generally an undesirable outcome. It can be distressing to patients and may compromise the ability of staff to safely monitor the outcome of the intervention. There can also be short- and long-term consequences of sedation, particularly with regard to adverse effects, that influence the choice of treatment. One of the major problems in choosing a form of treatment to reduce violence is the lack of time to obtain information from patients about their preferred form of violence reduction. Although advance decisions and statements are now becoming increasingly used in mental health, they either do not exist or are rarely available to those involved in the acute management of violent episodes.

One of the major problems in assessing the relative benefit and harm of an intervention in aggression is that the short-term effects are usually the main focus of interest, even though the long-term effects may be negative and highly damaging. However, it should be noted that in the context of this guideline it was not possible to review long-term effects.

### *Trade-off between clinical benefits and harms*

There is a paucity of evidence with which to judge the effectiveness and safety of seclusion and restraint, and other restrictive interventions. What little evidence there is suggests seclusion can be as effective as mechanical restraint, but service users

dislike both. The GDG therefore based their decisions and recommendations on expert opinion after considering documents published by the Department of Health (Department of Health, 2014b) and the Royal College of Nursing (National Collaborating Centre for Nursing and Supportive Care, 2005), and the recommendations in the [previous guideline](#) (NICE, 2005). Recommendations were drafted specifically for the inpatient setting around the safe and ethical use of restrictive interventions, observation, manual and mechanical restraint, and seclusion.

In the emergency department, the GDG agreed that, based on their expert opinion, it was important not to exclude service users who become aggressive or violent. Rather, violence and aggression should be managed in line with recommendations for using restrictive interventions in inpatient settings, with the exception of seclusion because the GDG felt it was good practice not to seclude a service user in the emergency department. The GDG urged staff to consider violent or aggressive behaviour in the context of a mental health problem to be a psychiatric emergency and that they should refer the service user to mental health services urgently for a psychiatric assessment within 1 hour.

In community settings, unlike other settings, the GDG agreed that manual restraint should not be used because of the risks involved. In situations of medium risk, the GDG felt that breakaway techniques and de-escalation could be used, but that in high-risk situations staff should remove themselves, and call the police if there is immediate risk to life.

Based on the review of rapid tranquillisation, the evidence suggested that 2 management strategies may have benefits that outweigh the risks of harm: an IM benzodiazepine (lorazepam) used alone and the combination of IM haloperidol plus an IM antihistamine (promethazine). When IM haloperidol is combined with IM promethazine there is some suggestion that risk of movement-related side effects may be reduced. In contrast, the combination of an IM benzodiazepine plus IM haloperidol does not appear to be more effective than an IM benzodiazepine used alone. While IM haloperidol used alone is more effective than placebo, it clearly carries greater risk of extrapyramidal and other side effects when compared with placebo or an IM benzodiazepine. There was insufficient evidence to make a judgement about the relative risk/benefits of other antipsychotic drugs.

Prescribing the initial medication as a single dose enables prescribers to individualise the medication regime used for rapid tranquillisation. This will reduce the risks of repeated doses of medication being administered without adequate review and reduce the risks of unintentional high dose prescribing (Paton et al., 2008).

On a case by case basis, previous response to medication can provide a sound basis for prescribing medication for use as rapid tranquillisation. This should be



considered alongside any concerns that the service user may have about their personal experience of medicines that have been used as rapid tranquillisation.

Despite a lack of high-quality evidence to guide the choice of medication, the use of IM lorazepam as a first choice option is supported because of its favourable benefit/harm profile. The use of IM haloperidol in combination with IM promethazine is moderated to a certain extent by practicalities of administering a combination of medication during an episode of violence.

Rapid tranquillisation is potentially a high risk intervention and the GDG developed their recommendations in order to support staff to ensure best use of medication when used as rapid tranquillisation and reduce the risks of medicine-related harm.

With regard to management strategies involving the police, because no evidence was identified, the GDG used their expert opinion after considering several policy documents (HM Government, 2014; Royal College of Psychiatrists, 2013), and the previous guideline recommendations. It was agreed that it is the responsibility of health and social care provider organisations to work with the police (and local service user groups, if possible) to develop policies for joint-working and locally-agreed operating protocols.

As in the previous guideline, no evidence was identified that examined the benefits and harms associated with the use of personal and institutional alarms, CCTV and communication devices.

### *Trade-off between net health benefits and resource use*

No comparative economic evidence was found on the use of non-pharmacological management strategies such as physical restraint or seclusion. The recommendations made were largely driven by patient safety, positive engagement and dignity given that some level of restraint and seclusion will be practiced. These benefits represent principles of the NHS and as such rigid trade-offs in terms of resources and observable benefit may be less appropriate.

In choosing between seclusion, restraint and pharmacological interventions, both qualitative review and the GDG opinion indicate that complex preferences exist for these interventions and that quality of life depends on interactions between intervention, service user characteristics and the service user's mental associations with the intervention. For this reason along with the paucity of clinical evidence, economic modelling was considered inappropriate.

Although complex service user preferences still feature, there are more tangible economic concerns involved in choosing the most appropriate pharmacological option in rapid tranquillisation. The occurrence of extrapyramidal symptoms or other distressing side effects entails important consequences in terms of resource use and quality of life.

Drug acquisition costs were presented to the GDG to provide some notion of opportunity cost though the relative rates of side effects and associated treatment costs were not possible to estimate from the available clinical data. Overall, these costs suggest that the cost difference between drug options are not large and that the most cost-effective strategy is likely to be one that tailors treatment to each individual, taking into account preferences, current medication and drug history.

It was the view of the GDG that as the use of restrictive interventions increases the risk of a cardiac event, their safe and responsible usage implies a capacity to respond with competent resuscitation making their provision a necessity.

In the absence of evidence around involvement of the police, recommendations were driven by respect for human rights and compliance with existing legislation. Similarly, in the post-incident management of service-users and witnesses, recommendations were driven largely by general principals and respect for dignity.

### *Quality of the evidence*

For the review of non-pharmacological management strategies, evidence from both randomised and non-randomised studies was low to very low quality, primarily due to small sample sizes and risk of bias.

For the review of rapid tranquillisation, although the evidence came from RCTs, it was generally graded down to low quality because of risk of bias, funding by the manufacturer, and small sample sizes.

### *Other considerations*

Taking into account the evidence presented in this chapter, the GDG also reviewed the recommendations from the previous guideline and judged, based on their expert opinion, that several recommendations were still relevant and of value but would need redrafting in the light of the current context, a widening of the scope, and latest NICE style for recommendations.

Following this approach, the GDG agreed, using consensus methods described in Chapter 3, to recommend that health and social care provider organisations should define the staff:patient ratios needed to undertake restrictive interventions and that resuscitation equipment and a doctor trained to use it are immediately available. Staff trained in immediate life support should also be immediately available. Following stakeholder consultation, the GDG agreed to a request by a number of stakeholders that health and social care provider organisations should make sure their staff are safe during the use of restrictive interventions, including training them in techniques to avoid hypodermic needle injuries.

During the use of restrictive interventions, the GDG wished to reiterate that these interventions should not be used to inflict pain, or as a means of punishment, and that the methods used should be proportionate to the risk and potential seriousness of harm and be the least restrictive option to meet that particular need. As a result of

stakeholder consultation, the GDG added that when using restrictive interventions staff should be mindful of the service user's physical health, degree of frailty and developmental age with a view to adjusting their techniques accordingly.

Regarding manual restraint, in the absence of evidence, the GDG based their recommendations on the advice in the previous guideline about what was termed 'physical intervention' but wished to specify the preferred body position for this form of restraint. The GDG discussed this at length and agreed that taking a service user to the floor should be avoided if possible, but if it became necessary then the supine (face up) position was preferred over the prone (face down) position. The GDG also wished to make it clear that manual restraint should not be used for more than 10 minutes at a time, and that 1 staff member should take the lead throughout its use. The period of time was revised following stakeholder consultation, using research about restraint related deaths (Aiken et al., 2011). In addition, the GDG considered the use of manual restraint in community settings and judged that it should not be used in this context and that it would be safer for the staff involved to contact the police.

Regarding mechanical restraint, as in the previous guideline, the GDG saw the need to restrict its use as far as possible. The GDG agreed that its use should be reserved for high-secure settings only and should only be used as a last resort and for managing extreme violence or self-injurious behaviour of extremely high frequency or intensity. The GDG also saw that mechanical restraint might have a place when transferring service users at risk of violence between healthcare settings or during periods of leave. In all cases, the GDG agreed that the use of mechanical restraint should be reported to the trust board.

The GDG also drew on the recommendations in the previous guideline about seclusion, reiterating that its use should be undertaken in accordance with the [Mental Health Act 1983](#) and the [Mental Health Act 1983 Code of Practice](#) (Department of Health, 2015), used for the shortest time possible, that any cultural or religious practices should be respected, and that the service user should keep their own clothing. The GDG also saw the benefit of carrying over the recommendation on the use of rapid tranquillisation and seclusion, but modified it to make it clear that these combined interventions should be used with caution and that a risk assessment should be undertaken. In addition, the GDG discussed the room used for seclusion and agreed how it should be equipped.

## **6.5.2 Post-event**

### *Relative value placed on the outcomes considered*

The GDG agreed that any reported outcomes relevant to the safety, effectiveness and experience of the management of short-term violence and aggression should be considered. In practice, the outcomes reported included use of restrictive interventions, and the experience of care.

### *Trade-off between clinical benefits and harms*

Based on studies of post-incident management strategies, there is currently insufficient evidence to reach a conclusion about the effectiveness and experience of specific strategies. Nevertheless the GDG, having reviewed the previous guideline, agreed that it was good practice to conduct a post-incident debrief and review and regular reports should be sent to trust boards or equivalent governing bodies. In addition, the GDG agreed that, based on their expert opinion, a service user experience monitoring unit (or equivalent service user group) should be set up and should undertake a formal external post-incident review as soon as possible and no later than 72 hours after each incident. The GDG considered that the health and social care provider organisations responsible for undertaking internal reviews would need to share this information with the teams and services involved and the trust board or equivalent organisational governing body, and involve service users in the process, taking account of relevant information sharing protocols.

### *Trade-off between net health benefits and resource use*

No economic evidence was found on post incident management strategies. Clear costs are incurred when considering the staff time required to provide comprehensive post-incident reviews. These costs may be recouped by the potential for improved relationships and better understanding of events, allowing safer and more adaptive practice in the future.

### *Quality of the evidence*

The evidence for post-incident management strategies was generally low quality from observational designs.

## **6.6 RECOMMENDATIONS**

### **6.6.1 Principles for managing violence and aggression**

#### *Working with the police*

**6.6.1.1** Health and social care provider organisations should work with the police, and local service user groups if possible, to develop policies for joint working and locally agreed operating protocols that cover:

- when and how police enter health or social care settings (including psychiatric and forensic inpatients, emergency departments, general health inpatients, GP surgeries, social care and community settings and 136 place-of-safety suites)
- when and how health and social care professionals enter police cells
- transferring service users between settings.

Review the operating protocols regularly to ensure compliance with the policies and update the policies in light of operational experience.

## **6.6.2 Anticipating and reducing the risk of violence and aggression**

### *Restrictive intervention reduction programme*

**6.6.2.1** Health and social care provider organisations should collate, analyse and synthesise all data about violent events and the use of restrictive interventions, and involve service users in the process. The information should:

- be shared with the teams and services involved
- be shared with the trust board or equivalent organisational governing body
- be linked to the standards set in safeguarding procedures.

**6.6.2.2** Health and social care provider organisations should develop a service user experience monitoring unit, or equivalent service user group, led by service users and including staff, to report and analyse data on violence and aggression and the use of restrictive interventions.

**6.6.2.3** Health and social care provider organisations should publish board reports on their public websites that include data about incidents of violence and aggression and use of restrictive interventions within each team, ward and service, and include reasons for the similarities and differences between services.

## **6.6.3 Using restrictive interventions in inpatient psychiatric settings**

### *Staffing and equipment*

**6.6.3.1** Health and social care provider organisations should:

- define staff:patient ratios for each inpatient psychiatric ward and the numbers of staff required to undertake restrictive interventions
- ensure that restrictive interventions are used only if there are sufficient numbers of trained staff available
- ensure the safety of staff during the use of restrictive interventions, including techniques to avoid injuries from needles during rapid tranquillisation.

**6.6.3.2** Health and social care provider organisations should ensure that resuscitation equipment is immediately available if restrictive interventions might be used and:

- include an automatic external defibrillator, a bag valve mask, oxygen, cannulas, intravenous fluids, suction and first-line resuscitation medications
- maintain equipment and check it every week.

**6.6.3.3** Staff trained in immediate life support and a doctor trained to use resuscitation equipment should be immediately available to attend an emergency if restrictive interventions might be used.

### *Using restrictive interventions*

**6.6.3.4** Use a restrictive intervention only if de-escalation and other preventive strategies, including p.r.n. medication, have failed and there is potential for harm to the service user or other people if no action is taken. Continue to attempt de-escalation throughout a restrictive intervention.

**6.6.3.5** Do not use restrictive interventions to punish, inflict pain, suffering or humiliation, or establish dominance.

**6.6.3.6** Ensure that the techniques and methods used to restrict a service user:

- are proportionate to the risk and potential seriousness of harm
- are the least restrictive option to meet the need
- are used for no longer than necessary
- take account of the service user's preferences, if known and it is possible to do so
- take account of the service user's physical health, degree of frailty and developmental age.

### *Manual restraint*

**6.6.3.7** Health and social care provider organisations should ensure that manual restraint is undertaken by staff who work closely together as a team, understand each other's roles and have a clearly defined lead.

**6.6.3.8** When using manual restraint, avoid taking the service user to the floor, but if this becomes necessary:

- use the supine (face up) position if possible **or**
- if the prone (face down) position is necessary, use it for as short a time as possible.

**6.6.3.9** Do not use manual restraint in a way that interferes with the service user's airway, breathing or circulation, for example by applying pressure to the rib cage, neck or abdomen, or obstructing the mouth or nose.

**6.6.3.10** Do not use manual restraint in a way that interferes with the service user's ability to communicate, for example by obstructing the eyes, ears or mouth.

**6.6.3.11** Undertake manual restraint with extra care if the service user is physically unwell, disabled, pregnant or obese.

**6.6.3.12** Aim to preserve the service user's dignity and safety as far as possible during manual restraint.

**6.6.3.13** Do not routinely use manual restraint for more than 10 minutes.

**6.6.3.14** Consider rapid tranquillisation or seclusion as alternatives to prolonged manual restraint (longer than 10 minutes).

**6.6.3.15** Ensure that the level of force applied during manual restraint is justifiable, appropriate, reasonable, proportionate to the situation and applied for the shortest time possible.

**6.6.3.16** One staff member should lead throughout the use of manual restraint. This person should ensure that other staff members are:

- able to protect and support the service user's head and neck, if needed
- able to check that the service user's airway and breathing are not compromised
- able to monitor vital signs
- supported throughout the process.

**6.6.3.17** Monitor the service user's physical and psychological health for as long as clinically necessary after using manual restraint.

### *Mechanical restraint*

**6.6.3.18** Health and social care provider organisations should ensure that mechanical restraint in adults is used only in high-secure settings (except when transferring service users between medium- and high-secure settings as in recommendation 6.6.3.20), and its use reported to the trust board.

**6.6.3.19** Use mechanical restraint only as a last resort and for the purpose of:

- managing extreme violence directed at other people **or**
- limiting self-injurious behaviour of extremely high frequency or intensity.

**6.6.3.20** Consider mechanical restraint, such as handcuffs, when transferring service users who are at high risk of violence and aggression between medium- and high-secure settings. In this context, restraint should be clearly planned as part of overall risk management.

### *Rapid tranquillisation*

**6.6.3.21** Use either intramuscular lorazepam on its own or intramuscular haloperidol combined with intramuscular promethazine for rapid tranquillisation in adults. When deciding which medication to use, take into account:

- the service user's preferences or advance statements and decisions
- pre-existing physical health problems or pregnancy
- possible intoxication
- previous response to these medications, including adverse effects
- potential for interactions with other medications
- the total daily dose of medications prescribed and administered.

**6.6.3.22** If there is insufficient information to guide the choice of medication for rapid tranquillisation, or the service user has not taken antipsychotic medication before, use intramuscular lorazepam.

- 6.6.3.23** If there is evidence of cardiovascular disease, including a prolonged QT interval, or no electrocardiogram has been carried out, avoid intramuscular haloperidol combined with intramuscular promethazine and use intramuscular lorazepam instead.
- 6.6.3.24** If there is a partial response to intramuscular lorazepam, consider a further dose.
- 6.6.3.25** If there is no response to intramuscular lorazepam, consider intramuscular haloperidol combined with intramuscular promethazine.
- 6.6.3.26** If there is a partial response to intramuscular haloperidol combined with intramuscular promethazine, consider a further dose.
- 6.6.3.27** If there is no response to intramuscular haloperidol combined with intramuscular promethazine, consider intramuscular lorazepam if this hasn't been used already during this episode. If intramuscular lorazepam has already been used, arrange an urgent team meeting to carry out a review and seek a second opinion if needed.
- 6.6.3.28** When prescribing medication for use in rapid tranquillisation, write the initial prescription as a single dose, and do not repeat it until the effect of the initial dose has been reviewed.
- 6.6.3.29** After rapid tranquillisation, monitor side effects and the service user's pulse, blood pressure, respiratory rate, temperature, level of hydration and level of consciousness at least every hour until there are no further concerns about their physical health status. Monitor every 15 minutes if the [BNF](#) maximum dose has been exceeded or the service user:
- appears to be asleep or sedated
  - has taken illicit drugs or alcohol
  - has a pre-existing physical health problem
  - has experienced any harm as a result of any restrictive intervention.

### *Seclusion*

- 6.6.3.30** Use seclusion in adults only if the service user is detained in accordance with the [Mental Health Act 1983](#). If a service user not detained under the Mental Health Act 1983 is secluded in an emergency, arrange a mental health assessment under the Mental Health Act 1983 immediately.
- 6.6.3.31** Services that use seclusion should have a designated seclusion room that:
- allows staff to clearly observe and communicate with the service user
  - is well insulated and ventilated, with temperature controls outside the room
  - has access to toilet and washing facilities
  - has furniture, windows and doors that can withstand damage.



## **Carrying out seclusion**

- 6.6.3.32** Record the use of seclusion in accordance with the [Mental Health Act 1983 Code of Practice](#).
- 6.6.3.33** Ensure that seclusion lasts for the shortest time possible. Review the need for seclusion at least every 2 hours and tell the service user that these reviews will take place.
- 6.6.3.34** Set out an observation schedule for service users in seclusion. Allocate a suitably trained member of staff to carry out the observation, which should be within eyesight as a minimum.
- 6.6.3.35** Ensure that a service user in seclusion keeps their clothing and, if they wish, any personal items, including those of personal, religious or cultural significance, unless doing so compromises their safety or the safety of others.

## ***Rapid tranquillisation during seclusion***

- 6.6.3.36** If rapid tranquillisation is needed while a service user is secluded, undertake with caution following recommendations 6.6.3.21-6.6.3.29 and:
- be aware of and prepared to address any complications associated with rapid tranquillisation
  - ensure the service user is observed within eyesight by a trained staff member
  - undertake a risk assessment and consider ending the seclusion when rapid tranquillisation has taken effect.

## ***Post-incident debrief and formal review***

In this guideline an incident is defined as any event that involves the use of a restrictive intervention – restraint, rapid tranquillisation or seclusion (but not observation) – to manage violence or aggression.

- 6.6.3.37** Health and social care provider organisations should ensure that wards have sufficient staff with a mix of skills and seniority levels that enable them to:
- conduct an immediate post-incident debrief (see recommendations 6.6.3.39–6.6.3.45)
  - monitor and respond to ongoing risks, and contribute to formal external post-incident reviews (see recommendations 6.6.3.46–6.6.3.47).
- 6.6.3.38** The trust board or equivalent governing body should ensure that it receives regular reports from each ward about violent incidents, the use of restrictive interventions, service users' experience of those interventions and the learning gained.

### *Immediate post-incident debrief*

- 6.6.3.39** After using a restrictive intervention, and when the risks of harm have been contained, conduct an immediate post-incident debrief, including a nurse and a doctor, to identify and address physical harm to service users or staff, ongoing risks and the emotional impact on service users and staff, including witnesses.
- 6.6.3.40** Use the framework outlined in recommendation 4.6.1.1 to determine the factors that contributed to an incident that led to a restrictive intervention, identify any factors that can be addressed quickly to reduce the likelihood of a further incident and amend risk and care plans accordingly.
- 6.6.3.41** Advise the service user experience monitoring unit, or equivalent service user group, to start a formal external post-incident review.
- 6.6.3.42** Ensure that the service user involved has the opportunity to discuss the incident in a supportive environment with a member of staff or an advocate or carer. Offer the service user the opportunity to write their perspective of the event in the notes.
- 6.6.3.43** Ensure that any other service users who may have seen or heard the incident are given the opportunity to discuss it so that they can understand what has happened.
- 6.6.3.44** Ensure that all staff involved in the incident have the opportunity to discuss their experience with staff who were not involved.
- 6.6.3.45** Discuss the incident with service users, witnesses and staff involved only after they have recovered their composure and aim to:
- acknowledge the emotional responses to the incident and assess whether there is a need for emotional support for any trauma experienced
  - promote relaxation and feelings of safety
  - support a return to normal patterns of activity
  - ensure that everyone involved in the service user's care, including their carers, has been informed of the event, if the service user agrees.

Ensure that the necessary documentation has been completed.

### *Formal external post-incident review*

- 6.6.3.46** The service user experience monitoring unit or equivalent service user group should undertake a formal external post-incident review as soon as possible and no later than 72 hours after the incident. The unit or group should ensure that the formal external post-incident review:
- is led by a service user and includes staff from outside the ward where the incident took place, all of whom are trained to undertake investigations that aim to help staff learn and improve rather than assign blame

- uses the information recorded in the immediate post-incident debrief and the service user's notes relating to the incident
- includes interviews with staff, the service user involved and any witnesses if further information is needed
- uses the framework in recommendation 4.6.1.1 to:
  - evaluate the physical and emotional impact on everyone involved, including witnesses
  - help service users and staff to identify what led to the incident and what could have been done differently
  - determine whether alternatives, including less restrictive interventions, were discussed
  - determine whether service barriers or constraints make it difficult to avoid the same course of actions in future
  - recommend changes to the service's philosophy, policies, care environment, treatment approaches, staff education and training, if appropriate
  - avoid a similar incident happening in future, if possible.

**6.6.3.47** The service user experience monitoring unit or equivalent service user group should give a report to the ward that is based on the formal external post-incident review.

## **6.6.4 Managing violence and aggression in emergency departments**

### *Managing violence and aggression*

**6.6.4.1** If a service user with a mental health problem becomes aggressive or violent, do not exclude them from the emergency department. Manage the violence or aggression in line with recommendations 5.7.1.38-5.7.1.53 and 6.6.3.7-6.6.3.29 and do not use seclusion. Regard the situation as a psychiatric emergency and refer the service user to mental health services urgently for a psychiatric assessment within 1 hour.

## **6.6.5 Managing violence and aggression in community and primary care settings**

### *Managing violence and aggression*

**6.6.5.1** Community mental health teams should not use manual restraint in community settings. In situations of medium risk, staff should consider using breakaway techniques and de-escalation. In situations of high risk, staff should remove themselves from the situation and, if there is immediate risk to life, contact the police.

## **6.7 RESEARCH RECOMMENDATIONS**

- 6.7.1.1** What is the best environment in which to contain violence in people who have misused drugs or alcohol?
- 6.7.1.2** In what circumstances and how often are long-duration or repeated manual restraint used, and what alternatives are there that are safer and more effective?
- 6.7.1.3** Is there any evidence that aids to managing violence by mechanical restraint such as emergency response belts (ERBs) that allow patients to be bound without creating pain, or cutting off the blood supply to any limb (the Pinel system) are effective?

# 7 SPECIAL CONSIDERATIONS FOR CHILDREN AND YOUNG PEOPLE

## 7.1 INTRODUCTION

Violence and aggression can be relatively common and serious occurrences in settings that manage children (aged 12 years or under) and young people (aged between 13 and 17 years) with mental health problems. Aggressive behaviours are common in young children, peaking between 2 and 4 years of age, with most children being socialised out of these behaviours by the time they start school (Tremblay et al., 2004). A minority maintain a high level of aggression during childhood, but most aggressive children exhibit decreasing aggression between 6 and 15 years.

Although continuing and high levels of aggression towards others is a feature of the conduct disorders of childhood and adolescence, acute aggression and violence requiring immediate management (to preserve the child or young person's safety and that of others) may be seen in the context of other psychiatric disorders. In fact, overt aggressive behaviours incorporating verbal abuse or physical aggression are some of the most common reasons for referral to mental health services and psychiatric hospitalisation in children and adolescents. Accordingly, acute aggressive episodes are common during inpatient admission where they are associated not only with disruptive behaviour disorders but also with autistic spectrum and psychotic disorders, and in the context of intellectual disability (Barzman et al., 2011; Sukhodolsky et al., 2005).

The management of aggression and violence in young children is primarily a matter for parents, but it can also be an issue for teachers. Aggressive behaviours are a focus of treatment in evidence-based parenting programmes of children with conduct and disruptive disorders. Aggression and violence can become an acute management issue for healthcare staff working with children and young people with mental health problems in ambulatory health settings, but most prominently in day or inpatient units in emergency and paediatric inpatient settings.

As in adults, the manifestation of acute aggression and violence towards others is likely to be a consequence of a mixture of intrinsic and extrinsic factors, involving current intense mental distress and problems dealing with anger, but the physical and social setting where violence occurs and the attitudes and experience of health professional staff are also relevant. Reviews of both prospective and retrospective research suggest that victimisation and loss at an early age have consequences for future violent acts. A combination of personal factors (gender, substance misuse) and environmental hazards (history of child abuse, stressful and traumatic events, rates of unemployment) have been found to predict almost one-third of the variance in adolescent violent behaviour in some longitudinal studies (Bailey, 2002; Stiffman

et al., 1996). Consequently, in the evaluation of interventions to prevent and treat violence, both intrinsic and extrinsic factors need being taken into account.

The management of violence in young people, as in adults, may occur in the context of restrictions that limit subjective freedom, including the detention of young people under the Mental Health Act 1983. In younger children this context may be determined by the [Children Act 2004](#).

The incidence of aggression and violence by children and young people with mental health problems in health settings has not been widely documented. Where it has, the focus has tended to be on inpatient mental health settings and emergency departments; assaultive threats and attempts against other service users and staff members have been reported in one-third to nearly two-thirds of child and adolescent inpatients (Barzman et al., 2011; Sukhodolsky et al., 2005). Common behaviours include head banging, throwing oneself on the floor, and hitting, pushing and kicking others; these tend to be linked to noncompliant behaviour. Barzman and colleagues (2011) reported aggressive acts in 29% of children and adolescents admitted to psychiatric units; in 21%, the aggressive acts were towards others and there was an inverse relationship with age. In a survey of younger children admitted to a psychiatric inpatient unit, 28% of aggression episodes consisted of striking, kicking, pushing and pulling hair without injury, 12% of attacks involved mild to moderate injury (such as bruises and welts) and 2% severe injury (involving broken bones and lacerations) (Sukhodolsky et al., 2005). Levels of aggression among psychiatrically hospitalised children may be related to general deficits in affect regulation, executive functioning and social skills deficits related to psychopathology.

Aggressive behaviours and violence in children and young people with mental health problems can manifest in educational and social services institutions and especially in forensic settings (Kelsall et al., 1995). Rarely but dramatically do they result in episodes of mass shootings in schools. Within psychiatric hospitals the main professional group that manages violent incidents and who are most likely to be victims, are mental health nurses and healthcare assistants. Exposure of nurses to aggressive acts is common and often distressing, with negative emotional and professional sequelae (Dean et al., 2010).

Violence-related risk assessment tools have been developed for children and young people, and include the Brief Rating of Aggression by Children and Adolescents (BRACHA) (Barzman et al., 2011) and the Structured Assessment of Violence Risk in Youth™ (SAVRY™) (Bartel et al., 2000). They have been complemented with non-compliance scales such as the Disruptive Behaviour Rating Scale (Sukhodolsky et al., 2005), which assesses oppositional defiant behaviours, tempers, touchiness, anger and resentment.

As far as the GDG were aware, there is no recommended training in the restraint of children and young people in the UK. A number of private companies provide this

to inpatient child and adolescent psychiatric units, but there is no national accreditation of trainers, no standardisation of techniques and no audit or inspection standards. Generally the teaching follows the framework of the laws and acts that cover restraint, and it is understood that any form of restraint must be the very last resort and fully justified within the law. It is widely accepted that the use of force needs to be appropriate to the situation, reasonable, proportionate and necessary, used for the shortest period possible, and that during the restraint vital observations are taken and recorded. The legal framework for adolescent units includes the [Mental Health Act 1983](#) (HMSO, 2007), the [Human Rights Act 1998](#), the [Health and Safety at Work etc. Act 1974](#), the [Mental Capacity Act 2005](#) and [NICE clinical guideline 25](#) (NICE, 2005).

## 7.2 REVIEW PROTOCOL

Due to the lack of evidence for children and young people, only review questions for which there is evidence is presented here. The review protocol summary, including the review questions and the eligibility criteria used for this chapter of the guideline, can be found in Table 7 (risk factors), Table 8 (prediction), Table 29 (non-pharmacological management strategies) and Table 59 (rapid tranquillisation). A complete list of review questions can be found in Appendix 5, information about the search strategy is in Appendix 10 and the full review protocols are in Appendix 9).

The review of risk factors was restricted to prospective cohort studies that used multivariate models to look for independent risk factors. The review strategy primarily involved a narrative synthesis of odds ratios for the risk of violence for each risk factor or antecedent. Results from studies that examined the correlation between multiple factors and violence (reported as  $R^2$  or Beta) were also used. Studies only presenting unadjusted results were excluded from the review.

The review of prediction instruments included prospective or retrospective cross sectional/cohort studies that presented outcomes that could be used to determine sensitivity and specificity.

**Table 56: Clinical review protocol summary for the review of risk factors (children and young people)**

Component	Description
Review questions (RQs)	RQ2.1 What are the risk factors and antecedents (including staff characteristics) for violent and aggressive behaviour by mental health service users in health and community care settings?  RQ2.2 What factors do service users and staff report as increasing the risk of violent and aggressive behaviour by mental health service users in health and community care settings?
Subquestions	2.1.1 Do the identified risk factors have good predictive validity for future violent and aggressive behaviour by mental health service users in health and community care settings?
Population	Children and young people who are mental health service users (excluding people with learning disabilities, and women with mental health disorders during pregnancy and the postnatal period; these are covered by existing or guidelines in development)
Intervention(s)	Risk factors and antecedents
Comparison	Not applicable
Context	Health and community care settings
Critical outcomes	Adjusted outcomes for: <ul style="list-style-type: none"> <li>• Risk of violence (odds ratio for risk of violence/aggression)</li> <li>• Association between risk factor and violence/aggression (<math>R^2</math> or Beta value)</li> </ul>
Study design	Prospective observational studies

**Table 57: Clinical review protocol summary for the review of prediction (children and young people)**

Component	Description
Review questions	RQ2.3 Which instruments most reliably predict violent and aggressive behaviour by mental health service users in health and community care settings in the short-term?
Subquestion	2.3.1 Do the identified instruments have good predictive validity for future violent and aggressive behaviour by mental health service users in health and community care settings?
Population	Children and young people who are mental health service users (excluding people with learning disabilities, and women with mental health disorders during pregnancy and the postnatal period; these are covered by existing or guidelines in development)
Intervention(s)	<ul style="list-style-type: none"> <li>• Prediction instruments</li> <li>• Approaches for anticipating violence and aggression</li> </ul>
Comparison	Gold standard approach to prediction and anticipation
Context	Short-term (72 hours) management in health and community care settings
Critical outcomes	Clinical utility (including sensitivity and specificity)
Study design	Any



**Table 58: Clinical review protocol summary for the review of non-pharmacological management strategies (children and young people)**

Component	Description
Review questions	<p>RQ2.7 Do management strategies (including staffing levels and IT systems), used to reduce the risks of violent and aggressive behaviour by mental health service users, produce benefits that outweigh possible harms when compared with an alternative approach?</p> <p>RQ2.8 Do training programmes for the use of interventions designed to prevent and manage violent and aggressive behaviour by mental health service users in health and community care settings, for staff, and for staff and service users combined, produce benefits that outweigh possible harms when compared with an alternative management strategy?</p> <p>RQ4.3 Does seclusion used for the short-term management of violent and aggressive behaviour by mental health service users in health and community care settings produce benefits that outweigh possible harms when compared with an alternative management strategy?</p> <p>RQ4.4 Do de-escalation methods used for the short-term management of violent and aggressive behaviour by mental health service users in health and community care settings produce benefits that outweigh possible harms when compared with an alternative management strategy?</p> <p>RQ4.5 Do physical restraint techniques (including manual and mechanical restraint) used by staff for the short-term management of violent and aggressive behaviour by mental health service users in health and community care settings produce benefits that outweigh possible harms when compared with an alternative management strategy?</p>
Subquestion	<p>RQ4.6 If physical restraint techniques (including manual and mechanical restraint) are used by staff for the short-term management of violent and aggressive behaviour by mental health service users in health and community care settings, how should use be modified if, for example, the service user is:</p> <ul style="list-style-type: none"> <li>• undergoing withdrawal</li> <li>• intoxicated</li> <li>• a heavy drinker</li> <li>• seriously medically ill</li> <li>• has physical disabilities or injuries or is physically frail</li> <li>• pregnant</li> <li>• obese</li> </ul>
Population	Children and young people who are mental health service users (excluding people with learning disabilities, and women with mental health disorders during pregnancy and the postnatal period; these are covered by existing or guidelines in development)
Intervention(s)	<ul style="list-style-type: none"> <li>• Modifications to the environment</li> <li>• Personal and institutional alarms</li> <li>• Seclusion</li> <li>• De-escalation methods</li> <li>• Physical restraint</li> </ul>
Comparison	Usual care or other alternative management strategies
Context	Short-term (72 hours) management in health and community care settings
Critical outcomes	<ul style="list-style-type: none"> <li>• Any reported measures of safety and effectiveness relevant to the short-term management of aggressive/violent behaviour</li> <li>• Service user/carer/staff views</li> </ul>
Study design	RCTs, observational studies and systematic reviews

**Table 59: Clinical review protocol summary for the review of pharmacological interventions (children and young people)**

Component	Description
Review question(s)	RQ3.6 Does p.r.n. (pro re nata) medication used to prevent imminent violent and aggressive behaviour by mental health service users in health and community care settings produce benefits that outweigh possible harms when compared with an alternative management strategy? RQ4.7 Does rapid tranquillisation used for the short-term management of violent and aggressive behaviour by mental health service users in health and community care settings produce benefits that outweigh possible harms when compared with an alternative management strategy?
Subquestion	RQ4.8 If rapid tranquillisation is used in the short-term management of violent and aggressive behaviour by mental health service users in health and community care settings, how should use be modified if, for example, the service user is: <ul style="list-style-type: none"> <li>• undergoing withdrawal</li> <li>• intoxicated</li> <li>• a heavy drinker</li> <li>• seriously medically ill</li> <li>• has physical disabilities or injuries or is physically frail</li> <li>• pregnant</li> <li>• obese</li> </ul>
Population	Children and young people who are mental health service users (excluding people with learning disabilities, and women with mental health disorders during pregnancy and the postnatal period; these are covered by existing or guidelines in development)
Intervention(s)	Rapid tranquillisation or urgent sedation (the use of medication to calm/lightly sedate the service user, reduce the risk to self and/or others and achieve an optimal reduction in agitation and aggression, thereby allowing a thorough psychiatric evaluation to take place, and allowing comprehension and response to spoken messages throughout the intervention. Although not the overt intention, it is recognised that in attempting to calm/lightly sedate the service user, rapid tranquillisation may lead to deep sedation/anaesthesia). <ul style="list-style-type: none"> <li>• Antipsychotic drugs (aripiprazole, chlorpromazine, haloperidol, loxapine, olanzapine, quetiapine, risperidone)</li> <li>• Benzodiazepines</li> <li>• Antihistamines</li> </ul>
Comparison	<ul style="list-style-type: none"> <li>• Placebo</li> <li>• Another intervention</li> </ul>
Context	<ul style="list-style-type: none"> <li>• Short-term (72 hours) management in health and community care settings</li> </ul>
Critical outcomes	<ul style="list-style-type: none"> <li>• Rates of violence and aggression<sup>1</sup></li> <li>• Tranquillisation (feeling of calmness and/or calm, non-sedated behaviour)<sup>1</sup></li> <li>• Sedation/somnolence<sup>1</sup></li> <li>• Adverse effects<sup>1</sup></li> <li>• Service user/carer/staff views<sup>1</sup></li> <li>• Economic outcomes<sup>1</sup></li> </ul>
Study design	RCTs
<i>Note.</i>	
<sup>1</sup> Adapted from the previous guideline	

## 7.3 RISK FACTORS

### 7.3.1 Introduction

For a general introduction to risk factors for violence and aggression, please see Chapter 4 (section 4.3.1).

#### *Definition of risk factors and antecedents for predicting violence*

For the purposes of this review, risk factors and antecedents were categorised using the psychosocial and clinical domains described by Witt and colleagues (2013): (a) demographic and premorbid, (b) criminal history, (c) psychopathological, positive symptom and negative symptom, (d) substance misuse, (e) treatment-related and (f) suicidality.

### 7.3.2 Studies considered<sup>8</sup>

For the review of risk factors in children and young people (see Table 56 for the review protocol), 3 studies (N = 355) met the eligibility criteria: Dean 2008 (Dean et al., 2008), Stafford 2003 (Stafford & Cornell, 2003), Tompsett 2011 (Tompsett et al., 2011). In addition, 528 studies failed to meet eligibility criteria for the guideline. Further information about both included and excluded studies can be found in Appendix 13.

For the 3 included studies, a summary of the study characteristics can be found in Table 60.

---

<sup>8</sup> Here and elsewhere in the guideline, each study considered for review is referred to by a study ID (primary author and date of study publication, except where a study is in press or only submitted for publication, then a date is not used).

**Table 60: Summary of study characteristics for the review of risk factors for violence and aggression (children and young people)**

	<b>Inpatient setting</b>
Total no. of studies (N)	3 prospective observational studies (355)
Study ID (N)	(1) Dean 2008 (134) (2) Stafford 2003 (72) (3) Tompsett 2011 (149)
Country	(1) Australia (2-3) US
Year of publication	2003-2011
Diagnosis	46% mood/anxiety/depressive disorders 25% bipolar disorder 19% attention deficit hyperactivity disorder (ADHD)/disruptive behaviour/conduct disorder/oppositional defiant disorder 7% pervasive developmental disorder 3% adjustment disorder
Age (mean)	13.94 years
Sex (% female)	40
Ethnicity	73% Caucasian 26% African American, Native American, Asian American and Hispanic American or other 1% Torres Straight Islanders

### **7.3.3 Evidence for risk factors of violence and aggression in children and young people**

Because of differences in the type of violence and aggression measured in each study (see Table 61), meta-analysis could not be used to pool the findings from the 3 studies of children and/or young people (Dean 2008, Stafford 2003, Tompsett 2011).

All 3 studies had generally unclear risk of bias (see Appendix 11 for further information).

**Table 61: Type of violence and aggression measured and risk factors included in the multivariate model for each study**

	Inpatient setting		
	Dean 2008	Stafford 2003	Tompsett 2011
<b>Type of violence and aggression</b>			
Persistent physical aggression	✓		
Total aggression		✓	
Restraint because of imminent danger of harm			✓
<b>Risk factor</b>			
ADHD/disruptive behaviour disorder	✓		
Age	✓	✓	✓
Gender	✓	✓	✓
History of aggression (any)	✓		
History of aggression (property damage)			✓
History of aggression (self-harm)	✓		✓
History of aggression (towards adults)			✓
History of aggression (towards peers)			✓
Duration of hospitalisation		✓	
Mood disorder/suicide ideation	✓		
Pervasive developmental disorder	✓		
Psychopathy		✓	
Psychotropic medication at admission	✓		
Socio-economic status		✓	

Nevertheless, there was consistent evidence from 2 studies with 283 children and young people (Dean 2008, Tompsett 2011) that history of aggression was associated with violence. The other study (Stafford 2003) found age, duration of hospitalisation and psychopathy to be associated with any aggression. In addition, psychotropic medication at admission was found to be related to violence in 1 study (Dean 2008).

Other factors with no clear evidence of an association with violence or aggression included gender, pervasive developmental disorder, ADHD/disruptive behaviour disorder, mood disorder/suicide ideation, self-harm and socioeconomic status.

### 7.3.4 Health economic evidence

Identification of risk factors for violent and aggressive behaviour in children and young people with mental health problems in health and community care settings may lead to better prediction of incidents of violence and aggression and has therefore potentially important resource implications. However, this review question is not relevant for economic analysis.

## 7.4 PREDICTION

### 7.4.1 Introduction

For a general introduction to prediction of violence and aggression, please see Chapter 4 (Section 4.4.1)

## 7.4.2 Studies considered

For the review of prediction instruments (see Table 57 for the review protocol), 1 study (N = 418) met the eligibility criteria: Barzman 2011 (Barzman et al., 2011). In addition, 528 studies failed to meet eligibility criteria for the guideline. Further information about both included and excluded studies can be found in Appendix 13.

## 7.4.3 Prediction instruments included in the review

Data were available for the Brief Rating of Aggression by Children and Adolescents–Preliminary Version (BRACHA 0.8). See Table 16 for further information about the instrument.

**Table 62: Summary of characteristics for each included prediction instrument**

Instrument	Instrument information	Time to administer; Time to score	Published reliability
BRACHA 0.8 <sup>1</sup>	Scale: 16 items Score: 1–32 Cut-off: $\geq 13$ (aggression) or $\geq 14$ (interpersonal violence) Format: pen and paper	Not reported	Inter-rater reliability: intraclass correlation = 0.91 (0.9 version, with 14 items) <sup>1</sup>
<i>Note.</i> <sup>1</sup> Barzman and colleagues (2012)			

The BRACHA 0.9 is a 16-item instrument with 14 historical and behavioural items and 2 clinical observations. In the most recent 0.9 version, 2 items about physical and sexual abuse were dropped. It is completed by ‘emergency room staff members using information that is consistently available, even during short, high-pressure evaluations’ (Barzman et al., 2012). Interviewers generally obtain answers to the questions from the child or young person’s parents or guardians, although collateral sources or the child/young person can provide additional information. Scoring uses an algorithm that includes age to generate a total score.

## 7.4.4 Evidence for prediction instruments

In 1 study of 418 children and young people in an emergency department setting, the base rate for violence was 15% and for any form of aggression it was 29%. Aggression was defined as any threatening verbal or physical behaviour toward self, other people, or objects that would generate a score of 1 or higher on any subscale of the OAS. Violence was defined as actions that would generate a score of 1 or above on the ‘physical aggression toward other people’ subscale of the OAS. The BRACHA 0.8, using a cut-off of  $\geq 14$  for predicting violence, had a sensitivity of 0.85 (95% CI, 0.74 to 0.93) and specificity of 0.68 (95% CI, 0.62 to 0.72); LR+ = 2.64; LR- = 0.22. For predicting aggression, using a cut-off of  $\geq 13$ , the BRACHA 0.8 had a sensitivity of 0.80 (95% CI, 0.72 to 0.87) and specificity of 0.57 (95% CI, 0.51 to 0.63); LR+ = 1.86;

LR- = 0.35. Below, Figure 9 displays the sensitivity and specificity, and Figure 10 displays the ROC curve.

**Figure 9: Forest plot of sensitivity and specificity for instruments used to predict violence and aggression in the short-term**

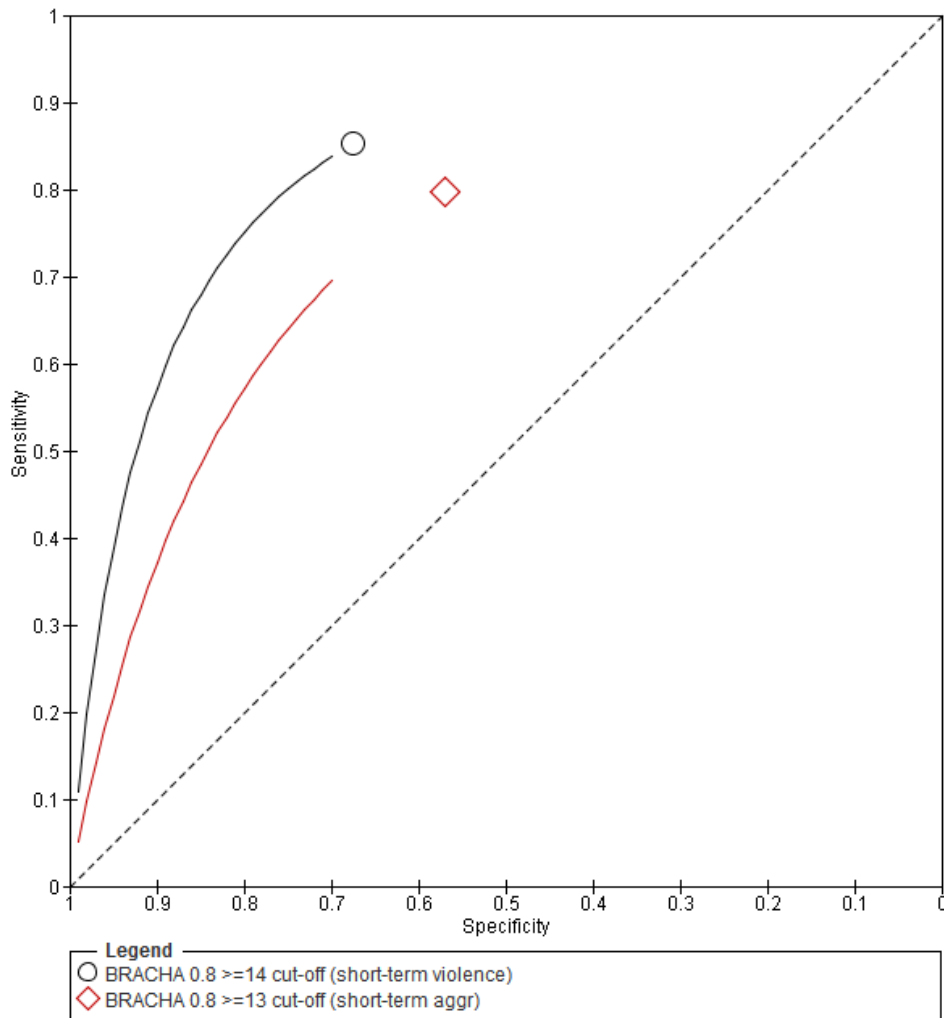
**BRACHA 0.8 >=14 cut-off (short-term violence)**

Study	TP	FP	FN	TN	Sensitivity (95% CI)	Specificity (95% CI)	Sensitivity (95% CI)	Specificity (95% CI)
Barzman 2011	52	116	9	241	0.85 [0.74, 0.93]	0.68 [0.62, 0.72]		

**BRACHA 0.8 >=13 cut-off (short-term aggr)**

Study	TP	FP	FN	TN	Sensitivity (95% CI)	Specificity (95% CI)	Sensitivity (95% CI)	Specificity (95% CI)
Barzman 2011	96	128	24	170	0.80 [0.72, 0.87]	0.57 [0.51, 0.63]		

**Figure 10: Summary ROC curve for the prediction of violence and aggression in the short term**



### 7.4.5 Health economic evidence

No studies assessing the cost effectiveness of prediction instruments for violent and aggressive behaviour by children and young people with mental health problems in health and community care settings were identified by the systematic search of the economic literature. Details on the methods used for the systematic search of the economic literature are described in Chapter 3.

## 7.5 NON-PHARMACOLOGICAL MANAGEMENT STRATEGIES - ALL SETTINGS AND PHASES

### 7.5.1 Introduction

Because of the ubiquity of aggressive behaviours among a number of children and young people seen by mental health services, the management of such behaviours is



often part of treatment programmes. These aim to help children and young people take responsibility for attempting to control their own aggressive behaviour and use stress reduction techniques, and to provide guidance for parents in dealing appropriately with aggressive behaviour and violence. To manage actual angry outbursts and violence that represent an immediate risk to the child and young person and/or to others, parents and teachers (in addition to preventive measures) will have developed distraction and de-escalation techniques, followed sometimes by physical restraint procedures – the latter being more commonly used in the younger more physically immature children.

Restraint is rarely used by community child and adolescent mental health services (CAMHS) staff, and seclusion is impractical to implement in community CAMHS settings. Most aggressive and violent episodes are seen in psychiatric day or inpatient units. Many community and most inpatient CAMHS units will therefore be expected to develop guidance or protocols to manage aggression and violence – especially in forensic adolescent units where these behaviours are more likely to occur – and to set up training sessions for staff where different restraint and seclusion techniques are explored that take into account the level of physical and psychological maturity in the child. Discussing the use of seclusion and restraint procedures with children and young people, and also with parents and carers, is also good clinical practice.

### **7.5.2 Studies considered**

For the review of non-pharmacological management strategies (see Table 58 for the review protocol), 2 studies met eligibility criteria: De Hert 2011 (De Hert et al., 2011) and Azeem 2011 (Azeem et al., 2011). In addition, 528 studies failed to meet eligibility criteria for the guideline. Further information about included and excluded studies can be found in Appendix 13.

#### *Non-pharmacological management strategies*

One existing systematic review was included that considered the impact of management strategies and training on seclusion and restraint rates in children and young people (De Hert 2011, see Table 63). The following programmes were included: a new model of care, environmental modifications, collaborative problem solving and a behavioural therapy approach. One primary study was also included that examined the impact of the Six Core Strategies programme on seclusion and restraint rates in a child and adolescent inpatient service (Azeem 2011, see Table 64).

**Table 63: Study information table for systematic reviews evaluating non-pharmacological management strategies (children and young people)**

	De Hert 2011
<b>Review question/aim</b>	To examine the prevalence and determinants of restraint and seclusion use in children and young people
<b>Method used to synthesise evidence</b>	Narrative synthesis
<b>Design of included studies</b>	Interrupted time series study, observational studies
<b>Dates searched</b>	2000–2010
<b>Electronic databases</b>	PubMed, PsycINFO, CINAHL
<b>No. of included studies</b>	4 <sup>1</sup>
<b>Participant characteristics</b>	Pediatric psychiatric populations (6–21 years)
<b>Intervention</b>	Seclusion and restraint
<b>Comparison</b>	Standard care or other alternative intervention
<b>Outcome</b>	Prevalence of seclusion and restraint use: proportion of patients restrained/secluded and number of restraints/seclusions per number of patient days
<i>Note.</i>	
<sup>1</sup> Out of 7 included studies, 4 were judged relevant to the review questions.	

**Table 64: Study information table for primary studies evaluating non-pharmacological management strategies (children and young people)**

	Management strategies
Total no. of studies (N)	1 observational study (458)
Study ID	Azeem 2011
Consent gained?	Unclear
Country	US
Setting	Children and adolescent <sup>1</sup> mental health service
Diagnosis	Not explicitly stated
Age (mean)	14.4 years
Sex (% female)	60
Ethnicity (% white)	30.63
Intervention(s)	Approach based on Six Core Strategies for Reducing Seclusion and Restraint Use <sup>®</sup> : training (risks, primary and secondary prevention; trauma informed care), the role of leadership, post-event analysis and service user involvement
Comparison	Not applicable
Funding	Not reported
Outcomes	Rates of seclusion and restraint
<i>Note.</i>	
<sup>1</sup> Child = <12 years; adolescent = 13–17 years.	

### **7.5.3 Clinical evidence for non-pharmacological management strategies**

In 1 review that included 4 relevant observational studies (De Hert 2011), and 1 new observational study with 458 children and young people (Azeem 2011), there was low-quality evidence to support the use of management strategies for reducing the number of episodes and duration of seclusion and restraint in an inpatient setting.

### **7.5.4 Health economic evidence**

From the range of interventions considered in this section, 1 economic study was found that referred to a non-pharmacological management strategy of children and young people.

LeBel and Goldstein (2005) examined 'the effect of a management initiative to reduce or eliminate the use of restraint'. Details on the methods used for the systematic review of the economic literature are described in Chapter 3 while full references and evidence tables for all economic evaluations included in the systematic literature review are provided in Appendix 18, with completed methodology checklists for each study in Appendix 17. Economic evidence profiles of studies considered during guideline development (that is, studies that fully or partly met the applicability and quality criteria) are presented in Appendix 19.

This was a before–after study that was carried out in a privately-run, 30-bed, mixed gender inpatient unit for youths aged 13 to 18 years in the US. Data were collected on staff-time and medication for evaluation of the initiative. Aggregate costs were calculated from these data, and the years 2000 and 2003 were compared. The costs included were from a hospital perspective and comprised staff-time and medication use. The main outcome measure was the number of restraint episodes. The time horizon was 12 months.

The results of the analysis indicated a decrease in costs associated with the intervention from \$1,446,740 to \$177,036, associated with a decrease in episodes of restraint from 3991 to 373 at ward level. Discounting was not reported, so it is unclear if this was carried out; if not, then these figures represent the cost years 2000 and 2003, respectively. The paper also reported reduced recidivism, rehospitalisation and restraint-related injuries.

There were a number of limitations to this study: a lack of any formal statistical analysis, quality of life was not measured, the cost of implementation was not measured, discounting was unclear and the intervention was poorly defined. The most important limitation, however, was the before–after design. As stated by the authors, the results could be due to extraneous variables or secular trends, and when considered alongside the other methodological issues this study has potentially serious limitations. Because the study was carried out in a single US centre and the intervention itself is difficult to define and reproduce, the generalisability of the

results to an NHS context is limited; the study is therefore only partially applicable to the UK setting.

### *Economic evidence statement*

One economic study (LeBel & Goldstein, 2005) was identified that suggested restraint reduction initiatives may result in a reduction in restraint episodes as well as cost-savings. This analysis was considered to be partially applicable with potentially serious limitations, and therefore was of limited use in making recommendations.

## **7.6 PHARMACOLOGICAL INTERVENTIONS - ALL SETTINGS AND PHASES**

### **7.6.1 Introduction**

In outpatient settings, pharmacological interventions are very rarely used as a means to control aggressive and violent behaviour in children and young people with mental health problems. Though uncommon, these interventions are most likely to be used in acute paediatric services for children with joint medico/psychiatric or severe and acute psychiatric disorders, and in psychiatric inpatient units, usually after other management techniques have been tried unsuccessfully, and with ongoing nursing supervision. Medication that is delivered p.r.n. tends to be used in psychiatric inpatient units for young people with rare and severe psychiatric disorders such as psychotic states. It is recommended that parents are involved in decisions about rapid tranquillisation and the different units tend to develop their own rapid tranquillisation protocols, normally using antipsychotics and benzodiazepines; sometimes and when practicable, parents should also be involved in advanced decisions and statements. Rapid tranquillisation drugs are used with care because of the unpleasant acute dystonic reactions reported with drugs such as haloperidol, and the apparent paradoxical agitating effects of benzodiazepines on some children.

### **7.6.2 Studies considered**

No studies were identified that met eligibility criteria for the review questions addressing the role of pharmacological interventions in the short-term management of violent and aggressive behaviour in children and young people (see Table 59 for the review protocol). In addition, 528 studies failed to meet eligibility criteria for the guideline. Further information about excluded studies can be found in Appendix 13.

### **7.6.1 Health economic evidence**

No studies assessing the cost effectiveness of p.r.n. medication used to prevent imminent violent and aggressive behaviour by children and young people with mental health problems in health and community care settings were identified by the systematic search of the economic literature. Details on the methods used for the systematic search of the economic literature are described in Chapter 3.

## 7.7 LINKING EVIDENCE TO RECOMMENDATIONS

### 7.7.1 Risk factors

#### *Relative value placed on the outcomes considered*

The GDG agreed that the association between a risk factor and violence/aggression was the outcome of interest. Studies that found independent factors by using a multivariate model were preferred.

#### *Summary of evidence*

Only 3 studies (with a total of 355 participants) were found that met eligibility criteria. Of these, all included children and/or young people in an inpatient setting and were conducted in the US or Australia, with the majority of participants having a mood disorder. Nearly two-thirds were male and nearly three-quarters were white.

The GDG agreed that the evidence supported history of aggression as an independent risk factor for violence in an inpatient setting. Based on their expert opinion, they also suggested that experience of abuse or trauma, previous response to the management of violence or aggression, and cognitive, language and cultural factors are important and should be assessed. To reduce the risk of violence, the GDG agreed that health and social care professionals working with children and young people could consider offering those with a history of violence psychological help to develop greater self-control and techniques for self-soothing. In addition, parents of children and young people whose behaviour is violent or aggressive should be offered support and interventions (including parent training programmes) in line with *Antisocial Behaviour and Conduct Disorders in Children and Young People* (NICE, 2013) to help prevent future problems.

#### *Quality of the evidence*

In general all evidence was downgraded to very low quality because it was from observational studies with high or unclear risk of bias.

### 7.7.2 Prediction

#### *Relative value placed on the outcomes considered*

Sensitivity and specificity of each instrument was primarily used to assess test accuracy. In addition, the AUC and negative and positive likelihood ratios were examined.

#### *Trade-off between clinical benefits and harms*

The GDG agreed that the evidence suggested that the BRACHA 0.8 had excellent sensitivity and good specificity for predicting both violence (aggression towards others) and any form of aggression. However, the positive likelihood ratio did not reach an accepted level of accuracy for predicting either violence or aggression and

therefore further evidence would need to be available before a specific recommendation for use of the BRACHA could be made.

#### *Trade-off between net health benefits and resource use*

As with adults, the consequences of poorly handled violent events can be substantial. There are clear resource and quality of life implications associated with prediction tools.

No applicable evidence was identified in the economic searches. From the clinical review, the use of prediction tools based on risk factors may offer utility over clinical opinion alone and, given the potentially serious consequences, any improvement in the management of an event due to prescience is likely to be cost effective.

#### *Quality of the evidence*

Risk of bias was generally low, although raters of actual violence and aggression were not blind to how items of the prediction instrument were scored.

### **7.7.3 Non-pharmacological management strategies**

#### *Relative value placed on the outcomes considered*

The GDG agreed that any reported outcomes relevant to the safety, effectiveness and experience of the management of short-term violence and aggression should be considered. In practice, the outcomes reported included use of restrictive interventions.

#### *Trade-off between clinical benefits and harms*

The GDG agreed that management strategies could be used to reduce the use of restrictive interventions without increasing the risk of harm. Use of restrictive interventions should be limited to instances where other attempts to defuse the situation had failed and should not be used as a punishment. As part of this reduction, the GDG wished to highlight the role of staff training and stress that training programmes should include the use of psychosocial methods to avoid or minimise restrictive interventions whenever possible. During these discussions, the GDG also decided that there were a number of general principles covering: training, policy, safeguarding, shared decision-making with the child or young person, collaboration with those with parental responsibility and use of recommendations for adults.

Based on expert opinion and the limited evidence, the GDG agreed a number of recommendations covering de-escalation and the use of restrictive interventions, such as manual and mechanical restraint, and seclusion. In summary, de-escalation techniques recommended for adults could also be used in children and young people, but with some modifications. With regard to restrictive interventions, it was decided that manual restraint, based on the methods recommended for adults, could also be used. However, it was emphasised that staff should be trained in the use of these interventions (and resuscitation equipment) in these age groups and should be

able to adjust the techniques according to the child or young person's height, weight and physical strength. The GDG also concluded that it would be preferable for a staff member who is the same sex as the child to carry out manual restraint. As part of this, the GDG debated extensively whether or not to proscribe prone restraint in children. It was agreed that there was insufficient evidence or consensus between GDG members to make a 'do not use' recommendation. The GDG discussed that it is problematic to set an arbitrary distinction between children and young people when considering manual restraint, given variation in size and weight. The GDG agreed that mechanical restraint should not be used on children, and only be used on young people in high-secure settings (on those rare occasions when young people are admitted to adult high-secure settings) and when transferring young people between secure settings. The GDG also agreed that: seclusion could be used, but that the decision should be approved by a senior doctor and reviewed by the multidisciplinary team; all uses of seclusion should be reported to the trust board for monitoring purposes; and locked rooms should not be used for children. The GDG additionally highlighted that throughout the use of a restrictive intervention the child or young person should be monitored throughout.

Finally, given the paucity of evidence, the GDG decided to include a new research recommendation to encourage further research into the use of manual restraint techniques in the management of violence and aggression in children and young people.

#### *Trade-off between net health benefits and resource use*

The general principles and objectives influencing decision-making in adults play a similar role in the management of violence and aggression in children. These concerns include a focus on service user safety, positive engagement and dignity. From the review there is some limited evidence to suggest that reductions in restraint can be cost saving.

#### *Quality of the evidence*

The evidence was taken from observational studies, and was therefore graded as low quality (with no reason for upgrading).

### **7.7.4 Pharmacological interventions**

#### *Relative value placed on the outcomes considered*

The GDG agreed that any reported outcomes relevant to the safety, effectiveness and experience of the management of short-term violence and aggression should be considered.

#### *Trade-off between clinical benefits and harms*

No evidence that met eligibility criteria was available for assessing the benefits and harms of pharmacological interventions. Based on expert opinion, the GDG agreed that in some circumstances the use of an IM benzodiazepine (lorazepam) for rapid

tranquillisation could be justified, but dose would need to be adjusted according to age and weight, and the child or young person monitored continuously.

### *Trade-off between net health benefits and resource use*

As with adults the trade-offs involved in the pharmacological management of violence and aggression are complex. No economic studies were found that were applicable to the decision context.

Drug acquisition costs were presented to the GDG, but it was not possible to estimate the relative rates of side effects and the treatment costs associated with these side effects from the available clinical data. These costs suggest a small difference in acquisition across the alternatives, which allows considerable flexibility in choosing options to individualise treatment based on a service user.

### *Quality of the evidence*

No research evidence was eligible.

### *Other considerations*

The GDG considered the settings in which violence and aggression in children and young people are managed, and developed some general principles based on consensus. They agreed that CAMHS should have a policy about managing antisocial behaviour and should ensure that staff are trained in managing such behaviour using psychosocial and behavioural techniques.

The GDG also developed other general principles around working with parents and carers, safeguarding and joint decision-making.

Finally, the GDG wished to ensure that any underlying mental health problems, such as antisocial behaviour and conduct disorders, ADHD and autism, were assessed and treated according to the relevant NICE guideline.

## **7.8 RECOMMENDATIONS**

### **7.8.1 Clinical practice recommendations**

#### *Staff training*

**7.8.1.1** Child and adolescent mental health services (CAMHS) should ensure that staff are trained in the management of violence and aggression using a training programme designed specifically for staff working with children and young people. Training programmes should include the use of psychosocial methods to avoid or minimise restrictive interventions whenever possible. Staff who might undertake restrictive interventions should be trained:

- in the use of these interventions in these age groups



- to adapt the manual restraint techniques for adults in recommendations 6.6.3.7- 6.3.17, adjusting them according to the child or young person's height, weight and physical strength
- in the use of resuscitation equipment (see recommendation 6.6.3.2) in children and young people.

**7.8.1.2** CAMHS should have a clear and consistently enforced policy about managing antisocial behaviour and ensure that staff are trained in psychosocial and behavioural techniques for managing the behaviour.

**7.8.1.3** CAMHS staff should be familiar with the Children Act 1989 and 2004 and the Mental Health Act 1983, as well as the Mental Capacity Act and the Human Rights Act 1998. They should also be aware of the United Nations Convention on the Rights of the Child.

### *Managing violence and aggression*

**7.8.1.4** Manage violence and aggression in children and young people in line with the recommendations for adults in sections 4.6, 5.7 and 6.6, taking into account:

- the child or young person's level of physical, intellectual, emotional and psychological maturity
- the recommendations for children and young people in this section
- that the Mental Capacity Act 2005 applies to young people aged 16 and over.

**7.8.1.5** Collaborate with those who have parental responsibility when managing violence and aggression in children and young people.

**7.8.1.6** Use safeguarding procedures to ensure the child or young person's safety.

**7.8.1.7** Involve the child or young person in making decisions about their care whenever possible.

### **Assessment and initial management**

**7.8.1.8** Assess and treat any underlying mental health problems in line with relevant NICE guidelines, including those on [antisocial behaviour and conduct disorders in children and young people](#), [attention deficit hyperactivity disorder](#), [psychosis and schizophrenia in children and young people](#), [autism diagnosis in children and young people](#) and [autism](#).

**7.8.1.9** Identify any history of aggression or aggression trigger factors, including experience of abuse or trauma and previous response to management of violence or aggression.

**7.8.1.10** Identify cognitive, language, communication and cultural factors that may increase the risk of violence or aggression in a child or young person.

**7.8.1.11** Consider offering children and young people with a history of violence or aggression psychological help to develop greater self-control and techniques for self-soothing.

**7.8.1.12** Offer support and age-appropriate interventions (including parent training programmes) in line with NICE guideline on antisocial behaviour and conduct disorders in children and young people to parents of children and young people whose behaviour is violent or aggressive.

### *De-escalation*

**7.8.1.13** Use de-escalation in line with recommendations 5.7.1.29–5.7.1.37 for adults, modified for children and young people, and:

- use calming techniques and distraction
- offer the child or young person the opportunity to move away from the situation in which the violence or aggression is occurring, for example to a quiet room or area
- aim to build emotional bridges and maintain a therapeutic relationship.

### *Restrictive interventions*

**7.8.1.14** Use restrictive interventions only if all attempts to defuse the situation have failed and the child or young person becomes aggressive or violent.

**7.8.1.15** When restrictive interventions are used, monitor the child or young person's wellbeing closely and continuously, and ensure their physical and emotional comfort.

**7.8.1.16** Do not use punishments, such as removing contact with parents or carers or access to social interaction, withholding nutrition or fluids, or corporal punishment, to force compliance.

### *Manual restraint*

**7.8.1.17** If possible, allocate a staff member who is the same sex as the child or young person to carry out manual restraint.

### *Mechanical restraint*

**7.8.1.18** Do not use mechanical restraint in children.

**7.8.1.19** Healthcare provider organisations should ensure that, except when transferring young people between medium- and high-secure settings (as in recommendation 7.8.1.20), mechanical restraint in young people is used only in high-secure settings (on those occasions when young people are being treated in adult high-secure settings), in accordance with the Mental Health Act 1983 and with support and agreement from a multidisciplinary team that includes a consultant psychiatrist in CAMHS.

**7.8.1.20** Consider using mechanical restraint, such as handcuffs, when transferring young people who are at high risk of violence or aggression between medium- and high-secure settings, and remove the restraint at the earliest opportunity.

### *Rapid tranquillisation*

- 7.8.1.21 Use intramuscular lorazepam for rapid tranquillisation in a child or young person and adjust the dose according to their age and weight<sup>9</sup>.
- 7.8.1.22 If there is only a partial response to intramuscular lorazepam, check the dose again according to the child or young person's age and weight and consider a further dose.
- 7.8.1.23 Monitor physical health and emotional impact continuously when undertaking rapid tranquillisation in a child or young person.

### *Seclusion*

- 7.8.1.24 Decisions about whether to seclude a child or young person should be approved by a senior doctor and reviewed by a multidisciplinary team at the earliest opportunity.
- 7.8.1.25 Report all uses of seclusion to the trust board or equivalent governing body.
- 7.8.1.26 Do not seclude a child in a locked room, including their own bedroom.

## **7.9 RESEARCH RECOMMENDATIONS**

- 7.9.1.1 What is the most appropriate physical restraint technique to use should it become necessary for the short-term management of violent and aggressive behaviour in children and young people?

---

<sup>9</sup> At the time of publication (May 2015), lorazepam did not have a UK marketing authorisation for use in children and young people for this indication. The prescriber should follow relevant professional guidance, taking full responsibility for the decision. Informed consent should be obtained and documented. See the General Medical Council's [Prescribing guidance: prescribing unlicensed medicines](#) for further information.

# 8 SUMMARY OF RECOMMENDATIONS

## 8.1 PRINCIPLES FOR MANAGING VIOLENCE AND AGGRESSION

### 8.1.1 Improving service user experience

8.1.1.1 Use this guideline in conjunction with NICE's guideline on [service user experience in adult mental health](#) and:

- work in partnership with service users and their carers
- adopt approaches to care that respect service users' independence, choice and human rights
- increase social inclusion by decreasing exclusionary practices, such as the use of seclusion and the Mental Health Act 1983.

8.1.1.2 Ensure that the safety and dignity of service users and the safety of staff are priorities when anticipating or managing violence and aggression.

8.1.1.3 Use of restrictive interventions must be undertaken in a manner that complies with the Human Rights Act 1998 and the relevant rights in the European Convention on Human Rights.

8.1.1.4 Unless a service user is detained under the Mental Health Act 1983 or subject to a deprivation of liberty authorisation or order under the Mental Capacity Act 2005, health and social care provider organisations must ensure that the use of restrictive interventions does not impose restrictions that amount to a deprivation of liberty.

### 8.1.2 Staff training

8.1.2.1 In any setting in which restrictive interventions could be used, health and social care provider organisations should train staff to understand and apply the Human Rights Act 1998, the Mental Capacity Act 2005 and the Mental Health Act 1983.

### 8.1.3 Involving service users in decision-making

8.1.3.1 Involve service users in all decisions about their care and treatment, and develop care and risk management plans jointly with them. If a service user is unable or unwilling to participate, offer them the opportunity to review and revise the plans as soon as they are able or willing and, if they agree, involve their carer.

8.1.3.2 Check whether service users have made advance decisions or advance statements about the use of restrictive interventions, and whether a decision-maker has been appointed for them, as soon as possible (for example, during

admission to an inpatient psychiatric unit) and take this information into account when making decisions about care.

- 8.1.3.3** If a service user has not made any advance decisions or statements about the use of restrictive interventions, encourage them to do so as soon as possible (for example, during admission to an inpatient psychiatric unit). Ensure that service users understand the main side-effect profiles of the medications recommended in this guideline for rapid tranquillisation (see recommendation 8.4.7.1) so that they can make an informed choice.
- 8.1.3.4** Ensure that service users understand that during any restrictive intervention their human rights will be respected and the least restrictive intervention will be used to enable them to exercise their rights (for example, their right to follow religious or cultural practices during restrictive interventions) as much as possible. Identify and reduce any barriers to a service user exercising their rights and, if this is not possible, record the reasons in their notes.
- 8.1.3.5** Ensure that carers are involved in decision-making whenever possible, if the service user agrees, and that carers are involved in decision-making for all service users who lack mental capacity, in accordance with the Mental Capacity Act 2005.

#### **8.1.4 Preventing violations of service users' rights**

- 8.1.4.1** Evaluate, together with the service user, whether adjustments to services are needed to ensure that their rights and those of their carers (including rights related to protected characteristics as defined by the Equality Act 2010) are respected, and make any adjustments that are needed. Adjustments might include providing a particular type of support, modifying the way services are delivered or the approach to interaction with the service user, or making changes to facilities. Record this in the service user's care plan.
- 8.1.4.2** Health and social care provider organisations should train staff in cultural awareness and in the organisation's duties under the Equality Act 2010.

#### **8.1.5 Working with the police**

- 8.1.5.1** Health and social care provider organisations should work with the police, and local service user groups if possible, to develop policies for joint working and locally agreed operating protocols that cover:
- when and how police enter health or social care settings (including psychiatric and forensic inpatients, emergency departments, general health inpatients, GP surgeries, social care and community settings and 136 place-of-safety suites)
  - when and how health and social care professionals enter police cells
  - transferring service users between settings.

Review the operating protocols regularly to ensure compliance with the policies and update the policies in light of operational experience.

## **8.2 ANTICIPATING AND REDUCING THE RISK OF VIOLENCE AND AGGRESSION**

### **8.2.1 Reducing the use of restrictive interventions**

#### *Staff training*

**8.2.1.1** Health and social care provider organisations should train staff who work in services in which restrictive interventions may be used in psychosocial methods to avoid or minimise restrictive interventions. This training should enable staff to develop:

- a person-centred, values-based approach to care, in which personal relationships, continuity of care and a positive approach to promoting health underpin the therapeutic relationship
- an understanding of the relationship between mental health problems and the risk of violence and aggression
- skills to assess why behaviour is likely to become violent or aggressive, including personal, constitutional, mental, physical, environmental, social, communicational, functional and behavioural factors
- skills, methods and techniques to reduce or avert imminent violence and defuse aggression when it arises (for example, verbal de-escalation)
- skills, methods and techniques to undertake restrictive interventions safely when these are required
- skills to undertake an immediate post-incident debrief (see recommendations 8.4.10.3–8.4.10.11)
- skills to undertake a formal external post-incident review in collaboration with experienced service users who are not currently using the service (see recommendations 8.4.10.10–8.4.10.11).

### **8.2.2 Restrictive intervention reduction programme**

**8.2.2.1** Health and social care provider organisations should ensure that all services that use restrictive interventions have a restrictive intervention reduction programme (see recommendation 8.2.2.2) to reduce the incidence of violence and aggression and the use of restrictive interventions.

**8.2.2.2** Restrictive intervention reduction programmes should:

- ensure effective service leadership
- address environmental factors likely to increase or decrease the need for restrictive interventions (see recommendation 8.2.3.1)
- involve and empower service users and their carers
- include leisure activities that are personally meaningful and physical exercise for service users
- use clear and simple care pathways
- use de-escalation
- use crisis and risk management plans and strategies to reduce the need for restrictive interventions

- include post-incident debrief and review (see recommendations 8.4.10.3–8.4.10.9)
- explore the current and potential use of technology in reporting, monitoring and improving the use of restrictive interventions
- have routine outcome monitoring, including quality of life and service user experience
- be based on outcome measures (safety, effectiveness and service user experience) to support quality improvement programmes
- include regular staff training in line with recommendation 8.2.1.1.

**8.2.2.3** Health and social care provider organisations should collate, analyse and synthesise all data about violent events and the use of restrictive interventions, and involve service users in the process. The information should:

- be shared with the teams and services involved
- be shared with the trust board or equivalent organisational governing body
- be linked to the standards set in safeguarding procedures.

**8.2.2.4** Health and social care provider organisations should develop a service user experience monitoring unit, or equivalent service user group, led by service users and including staff, to report and analyse data on violence and aggression and the use of restrictive interventions.

**8.2.2.5** Health and social care provider organisations should publish board reports on their public websites that include data about incidents of violence and aggression and use of restrictive interventions within each team, ward and service, and include reasons for the similarities and differences between services.

## **8.2.3 A framework for anticipating and reducing violence and aggression in inpatient psychiatric wards**

**8.2.3.1** Use the following framework to anticipate violence and aggression in inpatient psychiatric wards, exploring each domain to identify ways to reduce violence and aggression and the use of restrictive interventions.

- Ensure that the staff work as a therapeutic team by using a positive and encouraging approach, maintaining staff emotional regulation and self-management (see recommendation 8.3.2.8) and encouraging good leadership.
- Ensure that service users are offered appropriate psychological therapies, physical activities, leisure pursuits such as film clubs and reading or writing groups, and support for communication difficulties.
- Recognise possible teasing, bullying, unwanted physical or sexual contact, or miscommunication between service users.

- Recognise how each service user's mental health problem might affect their behaviour (for example, their diagnosis, severity of illness, current symptoms and past history of violence or aggression).
- Anticipate the impact of the regulatory process on each service user, for example, being formally detained, having leave refused, having a failed detention appeal or being in a very restricted environment such as a low-, medium- or high-secure hospital.
- Improve or optimise the physical environment (for example, use unlocked doors whenever possible, enhance the décor, simplify the ward layout and ensure easy access to outside spaces and privacy).
- Anticipate that restricting a service user's liberty and freedom of movement (for example, not allowing service users to leave the building) can be a trigger for violence and aggression.
- Anticipate and manage any personal factors occurring outside the hospital (for example, family disputes or financial difficulties) that may affect a service user's behaviour.

## **8.2.4 Assessing and managing the risk of violence and aggression**

**8.2.4.1** When assessing and managing the risk of violence and aggression use a multidisciplinary approach that reflects the care setting

**8.2.4.2** Before assessing the risk of violence or aggression:

- Take into account previous violent or aggressive episodes because these are associated with an increased risk of future violence and aggression.
- Do not make negative assumptions based on culture, religion or ethnicity.
- Recognise that unfamiliar cultural practices and customs could be misinterpreted as being aggressive.
- Ensure that the risk assessment will be objective and take into account the degree to which the perceived risk can be verified.

**8.2.4.3** Carry out the risk assessment with the service user and, if they agree, their carer. If this finds that the service user could become violent or aggressive, set out approaches that address:

- service user-related domains in the framework (see recommendation 8.2.3.1)
- contexts in which violence and aggression tend to occur
- usual manifestations and factors likely to be associated with the development of violence and aggression
- primary prevention strategies that focus on improving quality of life and meeting the service user's needs
- symptoms or feelings that may lead to violence and aggression, such as anxiety, agitation, disappointment, jealousy and anger, and secondary prevention strategies focusing on these symptoms or feelings
- de-escalation techniques that have worked effectively in the past



- restrictive interventions that have worked effectively in the past, when they are most likely to be necessary and how potential harm or discomfort can be minimised.

**8.2.4.4** Consider using an actuarial prediction instrument such as the BVC (Brøset Violence Checklist) or the DASA-IV (Dynamic Appraisal of Situational Aggression – Inpatient Version), rather than unstructured clinical judgement alone, to monitor and reduce incidents of violence and aggression and to help develop a risk management plan in inpatient psychiatric settings.

**8.2.4.5** Consider offering service users with a history of violence or aggression psychological help to develop greater self-control and techniques for self-soothing.

**8.2.4.6** Regularly review risk assessments and risk management plans, addressing the service user and environmental domains listed in recommendation 8.2.3.1 and following recommendations 8.2.4.2 and 8.2.4.3. The regularity of the review should depend on the assessment of the level of risk. Base the care plan on accurate and thorough risk assessments.

**8.2.4.7** If service users are transferring to another agency or care setting, or being discharged, share the content of the risk assessment with staff in the relevant agencies or care settings, and with carers.

## **8.2.5 An individualised pharmacological strategy to reduce the risk of violence and aggression**

**8.2.5.1** A multidisciplinary team that includes a psychiatrist and a specialist pharmacist should develop and document an individualised pharmacological strategy for using routine and p.r.n. medication to calm, relax, tranquillise or sedate service users who are at risk of violence and aggression as soon as possible after admission to an inpatient psychiatric unit.

**8.2.5.2** The multidisciplinary team should review the pharmacological strategy and the use of medication at least once a week and more frequently if events are escalating and restrictive interventions are being planned or used. The review should be recorded and include:

- clarification of target symptoms
- the likely timescale for response to medication
- the total daily dose of medication, prescribed and administered, including p.r.n. medication
- the number of and reason for any missed doses
- therapeutic response
- the emergence of unwanted effects.

If rapid tranquillisation is being used, a senior doctor should review all medication at least once a day.

## 8.3 PREVENTING VIOLENCE AND AGGRESSION

### 8.3.1 Searching

#### *Developing a policy on searching*

**8.3.1.1** Health and social care provider organisations should have an operational policy on the searching of service users, their belongings and the environment in which they are accommodated, and the searching of carers and visitors. The policy should address:

- the reasons for carrying out a search, ensuring that the decision to search is proportionate to the risks
- the searching of service users detained under the Mental Health Act 1983 who lack mental capacity
- the rationale for repeated searching of service users, carers or visitors, for example those who misuse drugs or alcohol
- the legal grounds for, and the methods used when, undertaking a search without consent, including when the person physically resists searching
- which staff members are allowed to undertake searching and in which contexts
- who and what can be searched, including persons, clothing, possessions and environments
- the storage, return and disposal of drugs or alcohol
- how to manage any firearms or other weapons carried by service users, including when to call the police
- links to other related policies such as those on drugs and alcohol, and on police liaison.

**8.3.1.2** Develop and share a clear and easily understandable summary of the policy on searching, for use across the organisation for all service users, carers or visitors who may be searched.

#### *Carrying out searches*

**8.3.1.3** Health and social care provider organisations should ensure that searches are undertaken by 2 members of staff, at least 1 of whom should be the same sex as the person being searched.

**8.3.1.4** When a decision has been made to undertake a search:

- provide the person who is to be searched with the summary of the organisation's policy on searching
- seek consent to undertake the search
- explain what is being done and why throughout the search
- ensure the person's dignity and privacy are respected during the search
- record what was searched, why and how it was searched, and the disposal of any items found.

- 8.3.1.5** If a service user refuses to be searched, carry out a multidisciplinary review of the need to perform a search using physical force and explore any consequences in advance. Use physical force only as a last resort.
- 8.3.1.6** If consent for a search has not been given, a multidisciplinary review has been conducted and physical force has been used, conduct an immediate post-incident debrief (see recommendations 8.4.10.3–8.4.10.9) and a formal external post-incident review (see recommendations 8.4.10.10–8.4.10.11) with the service user that includes a visit from an advocacy service or hospital manager.
- 8.3.1.7** If a service user is carrying a weapon, ask them to place it in a neutral location rather than handing it over.
- 8.3.1.8** If a service user who is at risk of becoming violent or aggressive is in a room or area where there are objects that could be used as weapons, remove the objects or relocate the service user.
- 8.3.1.9** Audit the exercise of powers of search and report the outcomes to the trust board or equivalent governing body at least twice a year.

#### *Using p.r.n. medication*

- 8.3.1.10** When prescribing p.r.n. medication as part of a strategy to de-escalate or prevent situations that may lead to violence and aggression:
- do not prescribe p.r.n. medication routinely or automatically on admission
  - tailor p.r.n. medication to individual need and include discussion with the service user if possible
  - ensure there is clarity about the rationale and circumstances in which p.r.n. medication may be used and that these are included in the care plan
  - ensure that the maximum daily dose is specified and does not inadvertently exceed the maximum daily dose stated in the British national formulary (BNF) when combined with the person's standard dose or their dose for rapid tranquillisation
  - only exceed the BNF maximum daily dose (including p.r.n. dose, the standard dose and dose for rapid tranquillisation) if this is planned to achieve an agreed therapeutic goal, documented, and carried out under the direction of a senior doctor
  - ensure that the interval between p.r.n. doses is specified.
- 8.3.1.11** The multidisciplinary team should review p.r.n. medication at least once a week and, if p.r.n. medication is to be continued, the rationale for its continuation should be included in the review. If p.r.n. medication has not been used since the last review, consider stopping it.

### **8.3.2 De-escalation**

### *Staff training*

- 8.3.2.1** Health and social care provider organisations should give staff training in de-escalation that enables them to:
- recognise the early signs of agitation, irritation, anger and aggression
  - understand the likely causes of aggression or violence, both generally and for each service user
  - use techniques for distraction and calming, and ways to encourage relaxation
  - recognise the importance of personal space
  - respond to a service user's anger in an appropriate, measured and reasonable way and avoid provocation.

### *General principles*

- 8.3.2.2** Establish a close working relationship with service users at the earliest opportunity and sensitively monitor changes in their mood or composure that may lead to aggression or violence.
- 8.3.2.3** Separate agitated service users from others (using quiet areas of the ward, bedrooms, comfort rooms, gardens or other available spaces) to aid de-escalation, ensuring that staff do not become isolated.
- 8.3.2.4** Use a wide range of verbal and non-verbal skills and interactional techniques to avoid or manage known 'flashpoint' situations (such as refusing a service user's request, asking them to stop doing something they wish to do or asking that they do something they don't wish to do) without provoking aggression.
- 8.3.2.5** Encourage service users to recognise their own triggers and early warning signs of violence and aggression and other vulnerabilities, and to discuss and negotiate their wishes should they become agitated. Include this information in care plans and advance statements and give a copy to the service user.
- 8.3.2.6** Communicate respect for and empathy with the service user at all stages of de-escalation.

### *De-escalation techniques*

- 8.3.2.7** If a service user becomes agitated or angry, 1 staff member should take the primary role in communicating with them. That staff member should assess the situation for safety, seek clarification with the service user and negotiate to resolve the situation in a non-confrontational manner.
- 8.3.2.8** Use emotional regulation and self-management techniques to control verbal and non-verbal expressions of anxiety or frustration (for example, body posture and eye contact) when carrying out de-escalation.
- 8.3.2.9** Use a designated area or room to reduce emotional arousal or agitation and support the service user to become calm. In services where seclusion is

practised, do not routinely use the seclusion room for this purpose because the service user may perceive this as threatening.

## **8.4 USING RESTRICTIVE INTERVENTIONS IN INPATIENT PSYCHIATRIC SETTINGS**

Restrictive interventions are most likely to be used in inpatient psychiatric settings, but may be used in emergency departments, outpatient services and child and adolescent mental health services (CAMHS).

### **8.4.1 Staff training**

**8.4.1.1** Health and social care provider organisations should train staff working in inpatient psychiatric settings to undertake restrictive interventions and understand the risks involved in their use, including the side-effect profiles of the medication recommended for rapid tranquillisation in this guideline, and to communicate these risks to service users.

### **8.4.2 Staffing and equipment**

**8.4.2.1** Health and social care provider organisations should:

- define staff:patient ratios for each inpatient psychiatric ward and the numbers of staff required to undertake restrictive interventions
- ensure that restrictive interventions are used only if there are sufficient numbers of trained staff available
- ensure the safety of staff during the use of restrictive interventions, including techniques to avoid injuries from needles during rapid tranquillisation.

**8.4.2.2** Health and social care provider organisations should ensure that resuscitation equipment is immediately available if restrictive interventions might be used and:

- include an automatic external defibrillator, a bag valve mask, oxygen, cannulas, intravenous fluids, suction and first-line resuscitation medications
- maintain equipment and check it every week.

**8.4.2.3** Staff trained in immediate life support and a doctor trained to use resuscitation equipment should be immediately available to attend an emergency if restrictive interventions might be used.

### **8.4.3 Using restrictive interventions**

**8.4.3.1** Use a restrictive intervention only if de-escalation and other preventive strategies, including p.r.n. medication, have failed and there is potential for harm to the service user or other people if no action is taken. Continue to attempt de-escalation throughout a restrictive intervention.

**8.4.3.2** Do not use restrictive interventions to punish, inflict pain, suffering or humiliation, or establish dominance.

**8.4.3.3** Ensure that the techniques and methods used to restrict a service user:

- are proportionate to the risk and potential seriousness of harm
- are the least restrictive option to meet the need
- are used for no longer than necessary
- take account of the service user's preferences, if known and it is possible to do so
- take account of the service user's physical health, degree of frailty and developmental age.

## **8.4.4 Observation**

### *General principles*

**8.4.4.1** Staff should be aware of the location of all service users for whom they are responsible, but not all service users need to be kept within sight.

**8.4.4.2** At least once during each shift a nurse should set aside dedicated time to assess the mental state of, and engage positively with, the service user. As part of the assessment, the nurse should evaluate the impact of the service user's mental state on the risk of violence and aggression, and record any risk in the notes.

### *Developing a policy on observation*

**8.4.4.3** Health and social care provider organisations should have a policy on observation and positive engagement that includes:

- definitions of levels of observation in line with recommendation 8.4.4.4
- who can instigate, increase, decrease and review observation
- when an observer should be male or female
- how often reviews should take place
- how service users' experience of observation will be taken into account
- how to ensure that observation is underpinned by continuous attempts to engage therapeutically
- the levels of observation necessary during the use of other restrictive interventions (for example, seclusion)
- the need for multidisciplinary review when observation continues for 1 week or more.

### *Levels of observation*

**8.4.4.4** Staff in inpatient psychiatric wards (including general adult wards, older adult wards, psychiatric intensive care units and forensic wards) should use the following definitions for levels of observation, unless a locally agreed policy states otherwise.

- Low-level intermittent observation: the baseline level of observation in a specified psychiatric setting. The frequency of observation is once every 30–60 minutes.
- High-level intermittent observation: usually used if a service user is at risk of becoming violent or aggressive but does not represent an immediate risk. The frequency of observation is once every 15–30 minutes.
- Continuous observation: usually used when a service user presents an immediate threat and needs to be kept within eyesight or at arm’s length of a designated one-to-one nurse, with immediate access to other members of staff if needed.
- Multiprofessional continuous observation: usually used when a service user is at the highest risk of harming themselves or others and needs to be kept within eyesight of 2 or 3 staff members and at arm’s length of at least 1 staff member.

### *Using observation*

- 8.4.4.5** Use observation only after positive engagement with the service user has failed to dissipate the risk of violence and aggression.
- 8.4.4.6** Recognise that service users sometimes find observation provocative, and that it can lead to feelings of isolation and dehumanisation.
- 8.4.4.7** Use the least intrusive level of observation necessary, balancing the service user’s safety, dignity and privacy with the need to maintain the safety of those around them.
- 8.4.4.8** Give the service user information about why they are under observation, the aims of observation, how long it is likely to last and what needs to be achieved for it to be stopped. If the service user agrees, tell their carer about the aims and level of observation.
- 8.4.4.9** Record decisions about observation levels in the service user’s notes and clearly specify the reasons for the observation.
- 8.4.4.10** When deciding on levels of observation take into account:
- the service user’s current mental state
  - any prescribed and non-prescribed medications and their effects
  - the current assessment of risk
  - the views of the service user, as far as possible.
- 8.4.4.11** Record clearly the names and titles of the staff responsible for carrying out a review of observation levels (see recommendation 8.4.4.4) and when the review should take place.
- 8.4.4.12** Staff undertaking observation should:
- take an active role in engaging positively with the service user
  - be appropriately briefed about the service user’s history, background, specific risk factors and particular needs

- be familiar with the ward, the ward policy for emergency procedures and potential risks in the environment
- be approachable, listen to the service user and be able to convey to the service user that they are valued.

**8.4.4.13** Ensure that an individual staff member does not undertake a continuous period of observation above the general level for longer than 2 hours. If observation is needed for longer than 2 hours, ensure the staff member has regular breaks.

**8.4.4.14** When handing over to another staff member during a period of observation, include the service user in any discussions during the handover if possible.

**8.4.4.15** Tell the service user's psychiatrist or on-call doctor as soon as possible if observation above the general level is carried out (see recommendation 8.4.4.4).

### **8.4.5 Manual restraint**

**8.4.5.1** Health and social care provider organisations should ensure that manual restraint is undertaken by staff who work closely together as a team, understand each other's roles and have a clearly defined lead.

**8.4.5.2** When using manual restraint, avoid taking the service user to the floor, but if this becomes necessary:

- use the supine (face up) position if possible **or**
- if the prone (face down) position is necessary, use it for as short a time as possible.

**8.4.5.3** Do not use manual restraint in a way that interferes with the service user's airway, breathing or circulation, for example by applying pressure to the rib cage, neck or abdomen, or obstructing the mouth or nose.

**8.4.5.4** Do not use manual restraint in a way that interferes with the service user's ability to communicate, for example by obstructing the eyes, ears or mouth.

**8.4.5.5** Undertake manual restraint with extra care if the service user is physically unwell, disabled, pregnant or obese.

**8.4.5.6** Aim to preserve the service user's dignity and safety as far as possible during manual restraint.

**8.4.5.7** Do not routinely use manual restraint for more than 10 minutes.

**8.4.5.8** Consider rapid tranquillisation or seclusion as alternatives to prolonged manual restraint (longer than 10 minutes).

**8.4.5.9** Ensure that the level of force applied during manual restraint is justifiable, appropriate, reasonable, proportionate to the situation and applied for the shortest time possible.

**8.4.5.10** One staff member should lead throughout the use of manual restraint. This person should ensure that other staff members are:



- able to protect and support the service user's head and neck, if needed
- able to check that the service user's airway and breathing are not compromised
- able to monitor vital signs
- supported throughout the process.

**8.4.5.11** Monitor the service user's physical and psychological health for as long as clinically necessary after using manual restraint.

## **8.4.6 Mechanical restraint**

**8.4.6.1** Health and social care provider organisations should ensure that mechanical restraint in adults is used only in high-secure settings (except when transferring service users between medium- and high-secure settings as in recommendation 8.4.6.3) and its use reported to the trust board.

**8.4.6.2** Use mechanical restraint only as a last resort and for the purpose of:

- managing extreme violence directed at other people **or**
- limiting self-injurious behaviour of extremely high frequency or intensity.

**8.4.6.3** Consider mechanical restraint, such as handcuffs, when transferring service users who are at high risk of violence and aggression between medium- and high-secure settings. In this context, restraint should be clearly planned as part of overall risk management.

## **8.4.7 Rapid tranquillisation**

Rapid tranquillisation in this guideline refers to the use of medication by the parenteral route (usually intramuscular or, exceptionally, intravenous) if oral medication is not possible or appropriate and urgent sedation with medication is needed.

**8.4.7.1** Use either intramuscular lorazepam on its own or intramuscular haloperidol combined with intramuscular promethazine for rapid tranquillisation in adults. When deciding which medication to use, take into account:

- the service user's preferences or advance statements and decisions
- pre-existing physical health problems or pregnancy
- possible intoxication
- previous response to these medications, including adverse effects
- potential for interactions with other medications
- the total daily dose of medications prescribed and administered.

**8.4.7.2** If there is insufficient information to guide the choice of medication for rapid tranquillisation, or the service user has not taken antipsychotic medication before, use intramuscular lorazepam.

**8.4.7.3** If there is evidence of cardiovascular disease, including a prolonged QT interval, or no electrocardiogram has been carried out, avoid intramuscular

haloperidol combined with intramuscular promethazine and use intramuscular lorazepam instead.

- 8.4.7.4** If there is a partial response to intramuscular lorazepam, consider a further dose.
- 8.4.7.5** If there is no response to intramuscular lorazepam, consider intramuscular haloperidol combined with intramuscular promethazine.
- 8.4.7.6** If there is a partial response to intramuscular haloperidol combined with intramuscular promethazine, consider a further dose.
- 8.4.7.7** If there is no response to intramuscular haloperidol combined with intramuscular promethazine, consider intramuscular lorazepam if this hasn't been used already during this episode. If intramuscular lorazepam has already been used, arrange an urgent team meeting to carry out a review and seek a second opinion if needed.
- 8.4.7.8** When prescribing medication for use in rapid tranquillisation, write the initial prescription as a single dose, and do not repeat it until the effect of the initial dose has been reviewed.
- 8.4.7.9** After rapid tranquillisation, monitor side effects and the service user's pulse, blood pressure, respiratory rate, temperature, level of hydration and level of consciousness at least every hour until there are no further concerns about their physical health status. Monitor every 15 minutes if the BNF maximum dose has been exceeded or the service user:
- appears to be asleep or sedated
  - has taken illicit drugs or alcohol
  - has a pre-existing physical health problem
  - has experienced any harm as a result of any restrictive intervention.

## **8.4.8 Seclusion**

- 8.4.8.1** Use seclusion in adults only if the service user is detained in accordance with the Mental Health Act 1983. If a service user not detained under the Mental Health Act 1983 is secluded in an emergency, arrange a mental health assessment under the Mental Health Act 1983 immediately.
- 8.4.8.2** Services that use seclusion should have a designated seclusion room that:
- allows staff to clearly observe and communicate with the service user
  - is well insulated and ventilated, with temperature controls outside the room
  - has access to toilet and washing facilities
  - has furniture, windows and doors that can withstand damage.

### *Carrying out seclusion*

- 8.4.8.3** Record the use of seclusion in accordance with the Mental Health Act 1983 Code of Practice.

- 8.4.8.4** Ensure that seclusion lasts for the shortest time possible. Review the need for seclusion at least every 2 hours and tell the service user that these reviews will take place.
- 8.4.8.5** Set out an observation schedule for service users in seclusion. Allocate a suitably trained member of staff to carry out the observation, which should be within eyesight as a minimum.
- 8.4.8.6** Ensure that a service user in seclusion keeps their clothing and, if they wish, any personal items, including those of personal, religious or cultural significance, unless doing so compromises their safety or the safety of others.

### **8.4.9 Rapid tranquillisation during seclusion**

- 8.4.9.1** If rapid tranquillisation is needed while a service user is secluded, undertake with caution following recommendations 8.4.7.1–8.4.7.9 and:
- be aware of and prepared to address any complications associated with rapid tranquillisation
  - ensure the service user is observed within eyesight by a trained staff member
  - undertake a risk assessment and consider ending the seclusion when rapid tranquillisation has taken effect.

### **8.4.10 Post-incident debrief and formal review**

In this guideline an incident is defined as any event that involves the use of a restrictive intervention – restraint, rapid tranquillisation or seclusion (but not observation) – to manage violence or aggression.

- 8.4.10.1** Health and social care provider organisations should ensure that wards have sufficient staff with a mix of skills and seniority levels that enable them to:
- conduct an immediate post-incident debrief (see recommendations 8.4.10.3–8.4.10.9)
  - monitor and respond to ongoing risks, and contribute to formal external post-incident reviews (see recommendations 8.4.10.10–8.4.10.11).
- 8.4.10.2** The trust board or equivalent governing body should ensure that it receives regular reports from each ward about violent incidents, the use of restrictive interventions, service users' experience of those interventions and the learning gained.

#### ***Immediate post-incident debrief***

- 8.4.10.3** After using a restrictive intervention, and when the risks of harm have been contained, conduct an immediate post-incident debrief, including a nurse and a doctor, to identify and address physical harm to service users or staff, ongoing risks and the emotional impact on service users and staff, including witnesses.

- 8.4.10.4** Use the framework outlined in recommendation 8.2.3.1 to determine the factors that contributed to an incident that led to a restrictive intervention, identify any factors that can be addressed quickly to reduce the likelihood of a further incident and amend risk and care plans accordingly.
- 8.4.10.5** Advise the service user experience monitoring unit, or equivalent service user group, to start a formal external post-incident review.
- 8.4.10.6** Ensure that the service user involved has the opportunity to discuss the incident in a supportive environment with a member of staff or an advocate or carer. Offer the service user the opportunity to write their perspective of the event in the notes.
- 8.4.10.7** Ensure that any other service users who may have seen or heard the incident are given the opportunity to discuss it so that they can understand what has happened.
- 8.4.10.8** Ensure that all staff involved in the incident have the opportunity to discuss their experience with staff who were not involved.
- 8.4.10.9** Discuss the incident with service users, witnesses and staff involved only after they have recovered their composure and aim to:
- acknowledge the emotional responses to the incident and assess whether there is a need for emotional support for any trauma experienced
  - promote relaxation and feelings of safety
  - support a return to normal patterns of activity
  - ensure that everyone involved in the service user's care, including their carers, has been informed of the event, if the service user agrees.

Ensure that the necessary documentation has been completed.

#### *Formal external post-incident review*

- 8.4.10.10** The service user experience monitoring unit or equivalent service user group should undertake a formal external post-incident review as soon as possible and no later than 72 hours after the incident. The unit or group should ensure that the formal external post-incident review:
- is led by a service user and includes staff from outside the ward where the incident took place, all of whom are trained to undertake investigations that aim to help staff learn and improve rather than assign blame
  - uses the information recorded in the immediate post-incident debrief and the service user's notes relating to the incident
  - includes interviews with staff, the service user involved and any witnesses if further information is needed
    - uses the framework in recommendation 8.2.3.1 to:
      - evaluate the physical and emotional impact on everyone involved, including witnesses

- help service users and staff to identify what led to the incident and what could have been done differently
- determine whether alternatives, including less restrictive interventions, were discussed
- determine whether service barriers or constraints make it difficult to avoid the same course of actions in future
- recommend changes to the service's philosophy, policies, care environment, treatment approaches, staff education and training, if appropriate
- avoid a similar incident happening in future, if possible.

**8.4.10.11** The service user experience monitoring unit or equivalent service user group should give a report to the ward that is based on the formal external post-incident review.

## **8.5 MANAGING VIOLENCE AND AGGRESSION IN EMERGENCY DEPARTMENTS**

For guidance on manual restraint and rapid tranquillisation, which may be used in emergency departments, see recommendations [8.4.5.1–8.4.5.11](#) and [8.4.7.1–8.4.7.9](#), respectively. Emergency department staff may also be involved in immediate post-incident debriefs (see recommendations [8.4.10.3–8.4.10.9](#)).

### **8.5.1 Liaison mental health**

**8.5.1.1** Healthcare provider organisations and commissioners should ensure that every emergency department has routine and urgent access to a multidisciplinary liaison team that includes consultant psychiatrists and registered psychiatric nurses who are able to work with children, young people, adults and older adults.

**8.5.1.2** Healthcare provider organisations should ensure that a full mental health assessment is available within 1 hour of alert from the emergency department at all times.

### **8.5.2 Staff training**

**8.5.2.1** Healthcare provider organisations should train staff in emergency departments in methods and techniques to reduce the risk of violence and aggression, including anticipation, prevention and de-escalation.

**8.5.2.2** Healthcare provider organisations should train staff in emergency departments in mental health triage.

**8.5.2.3** Healthcare provider organisations should train staff in emergency departments to distinguish between excited delirium states (acute organic brain syndrome), acute brain injury and excited psychiatric states (such as mania and other psychoses).

### **8.5.3 Staffing**

**8.5.3.1** Healthcare provider organisations should ensure that, at all times, there are sufficient numbers of staff on duty in emergency departments who have training in the management of violence and aggression in line with this guideline.

## **8.5.4 Preventing violence and aggression**

**8.5.4.1** Undertake mental health triage for all service users on entry to emergency departments, alongside physical health triage.

**8.5.4.2** Healthcare provider organisations should ensure that emergency departments have at least 1 designated interview room for mental health assessment that:

- is close to or part of the main emergency department receiving area
- is made available for mental health assessments as a priority
- can comfortably seat 6 people
- is fitted with an emergency call system, an outward opening door and a window for observation
- contains soft furnishings and is well ventilated
- contains no potential weapons.

**8.5.4.3** Staff interviewing a person in the designated interview room should:

- inform a senior member of the emergency nursing staff before starting the interview
- make sure another staff member is present.

## **8.5.5 Managing violence and aggression**

**8.5.5.1** If a service user with a mental health problem becomes aggressive or violent, do not exclude them from the emergency department. Manage the violence or aggression in line with recommendations 8.4.1.1–8.4.7.9 and do not use seclusion. Regard the situation as a psychiatric emergency and refer the service user to mental health services urgently for a psychiatric assessment within 1 hour.

## **8.6 MANAGING VIOLENCE AND AGGRESSION IN COMMUNITY AND PRIMARY CARE SETTINGS**

For guidance on manual restraint, which may be used by ambulance staff, see recommendations 8.4.5.1–8.4.5.11. Ambulance staff may also be involved in immediate post-incident debriefs (see recommendations 8.4.10.3–8.4.10.9).

### **8.6.1 Developing policies**

**8.6.1.1** Health and social care provider organisations, including ambulance trusts, should ensure that they have up-to-date policies on the management of violence and aggression in people with mental health problems, and on lone

working, in community and primary care settings, in line with this guideline.

## **8.6.2 Staff training**

**8.6.2.1** Health and social care provider organisations, including ambulance trusts, should consider training staff working in community and primary care settings in methods of avoiding violence, including anticipation, prevention, de-escalation and breakaway techniques, depending on the frequency of violence and aggression in each setting and the extent to which staff move between settings.

**8.6.2.2** Health and social care provider organisations, including ambulance trusts, should ensure that staff working in community and primary care settings are able to undertake a risk assessment for violence and aggression in collaboration with service users known to be at risk and their carers if possible. The risk assessment should be available for case supervision and in community teams it should be subject to multidisciplinary review.

## **8.6.3 Managing violence and aggression**

**8.6.3.1** After a risk assessment has been carried out, staff working in community and primary care settings should:

- share the risk assessment with other health and social care services and partner agencies (including the police and probation service) who may be involved in the person's care and treatment, and with carers if there are risks to them
- be aware of professional responsibilities in relation to limits of confidentiality and the need to share information about risks.

**8.6.3.2** In community settings, carry out Mental Health Act 1983 assessments with a minimum of 2 people, for example a doctor and a social worker.

**8.6.3.3** Community mental health teams should not use manual restraint in community settings. In situations of medium risk, staff should consider using breakaway techniques and de-escalation. In situations of high risk, staff should remove themselves from the situation and, if there is immediate risk to life, contact the police.

## **8.7 MANAGING VIOLENCE AND AGGRESSION IN CHILDREN AND YOUNG PEOPLE**

### **8.7.1 Staff training**

**8.7.1.1** Child and adolescent mental health services (CAMHS) should ensure that staff are trained in the management of violence and aggression using a training programme designed specifically for staff working with children and young people. Training programmes should include the use of psychosocial methods to avoid or minimise restrictive interventions

whenever possible. Staff who might undertake restrictive interventions should be trained:

- in the use of these interventions in these age groups
- to adapt the manual restraint techniques for adults in recommendations 8.4.5.1–8.4.5.11, adjusting them according to the child or young person’s height, weight and physical strength
- in the use of resuscitation equipment (see recommendation 8.4.2.2) in children and young people.

**8.7.1.2** CAMHS should have a clear and consistently enforced policy about managing antisocial behaviour and ensure that staff are trained in psychosocial and behavioural techniques for managing the behaviour.

**8.7.1.3** CAMHS staff should be familiar with the Children Act 1989 and 2004 and the Mental Health Act 1983, as well as the Mental Capacity Act 2005 and the Human Rights Act 1998. They should also be aware of the United Nations Convention on the Rights of the Child.

## **8.7.2 Managing violence and aggression**

**8.7.2.1** Manage violence and aggression in children and young people in line with the recommendations for adults in sections 8.1–8.6, taking into account:

- the child or young person’s level of physical, intellectual, emotional and psychological maturity
- the recommendations for children and young people in this section
- that the Mental Capacity Act 2005 applies to young people aged 16 and over.

**8.7.2.2** Collaborate with those who have parental responsibility when managing violence and aggression in children and young people.

**8.7.2.3** Use safeguarding procedures to ensure the child or young person’s safety.

**8.7.2.4** Involve the child or young person in making decisions about their care whenever possible.

### *Assessment and initial management*

**8.7.2.5** Assess and treat any underlying mental health problems in line with relevant NICE guidelines, including those on antisocial behaviour and conduct disorders in children and young people, attention deficit hyperactivity disorder, psychosis and schizophrenia in children and young people, autism diagnosis in children and young people and autism.

**8.7.2.6** Identify any history of aggression or aggression trigger factors, including experience of abuse or trauma and previous response to management of violence or aggression.

**8.7.2.7** Identify cognitive, language, communication and cultural factors that may increase the risk of violence or aggression in a child or young person.



- 8.7.2.8** Consider offering children and young people with a history of violence or aggression psychological help to develop greater self-control and techniques for self-soothing.
- 8.7.2.9** Offer support and age-appropriate interventions (including parent training programmes) in line with the NICE guideline on antisocial behaviour and conduct disorders in children and young people to parents of children and young people whose behaviour is violent or aggressive.

### *De-escalation*

- 8.7.2.10** Use de-escalation in line with recommendations 8.3.2.1–8.3.2.9 for adults, modified for children and young people, and:
- use calming techniques and distraction
  - offer the child or young person the opportunity to move away from the situation in which the violence or aggression is occurring, for example to a quiet room or area
  - aim to build emotional bridges and maintain a therapeutic relationship.

### *Restrictive interventions*

- 8.7.2.11** Use restrictive interventions only if all attempts to defuse the situation have failed and the child or young person becomes aggressive or violent.
- 8.7.2.12** When restrictive interventions are used, monitor the child or young person's wellbeing closely and continuously, and ensure their physical and emotional comfort.
- 8.7.2.13** Do not use punishments, such as removing contact with parents or carers or access to social interaction, withholding nutrition or fluids, or corporal punishment, to force compliance.

### *Manual restraint*

- 8.7.2.14** If possible, allocate a staff member who is the same sex as the child or young person to carry out manual restraint.

### *Mechanical restraint*

- 8.7.2.15** Do not use mechanical restraint in children.
- 8.7.2.16** Healthcare provider organisations should ensure that, except when transferring young people between medium- and high-secure settings (as in recommendation 8.7.2.17), mechanical restraint in young people is used only in high-secure settings (on those occasions when young people are being treated in adult high-secure settings), in accordance with the Mental Health Act 1983 and with support and agreement from a multidisciplinary team that includes a consultant psychiatrist in CAMHS.
- 8.7.2.17** Consider using mechanical restraint, such as handcuffs, when transferring young people who are at high risk of violence or aggression between

medium- and high-secure settings, and remove the restraint at the earliest opportunity.

### ***Rapid tranquillisation***

**8.7.2.18** Use intramuscular lorazepam for rapid tranquillisation in a child or young person and adjust the dose according to their age and weight<sup>10</sup>.

**8.7.2.19** If there is only a partial response to intramuscular lorazepam, check the dose again according to the child or young person's age and weight and consider a further dose.

**8.7.2.20** Monitor physical health and emotional impact continuously when undertaking rapid tranquillisation in a child or young person.

### ***Seclusion***

**8.7.2.21** Decisions about whether to seclude a child or young person should be approved by a senior doctor and reviewed by a multidisciplinary team at the earliest opportunity.

**8.7.2.22** Report all uses of seclusion to the trust board or equivalent governing body.

**8.7.2.23** Do not seclude a child in a locked room, including their own bedroom.

---

<sup>10</sup> At the time of publication (May 2015), lorazepam did not have a UK marketing authorisation for use in children and young people for this indication. The prescriber should follow relevant professional guidance, taking full responsibility for the decision. Informed consent should be obtained and documented. See the General Medical Council's [Prescribing guidance: prescribing unlicensed medicines](#) for further information.

## 9 REFERENCES

Abderhalden C, Needham I, Dassen T, Halfens R, Haug H-J, Fischer JE. Structured risk assessment and violence in acute psychiatric wards: randomised controlled trial. *British Journal of Psychiatry*. 2008;193:44-50.

Abderhalden C, Needham I, Dassen T, Halfens R, Haug H, Fischer J. Predicting inpatient violence using an extended version of the Brøset-Violence-Checklist: Instrument development and clinical application. *BMC Psychiatry*. 2006;6:9-17.

Abderhalden C, Needham I, Miserez B, Almvik R, Dassen T, Haug H, et al. Predicting inpatient violence in acute psychiatric wards using the Brøset Violence Checklist: a multicentre prospective cohort study. *Journal of Psychiatric and Mental Health Nursing*. 2004;11:422-27.

AGREE Collaboration. Development and validation of an international appraisal instrument for assessing the quality of clinical practice guidelines: the AGREE project. *Quality and Safety in Health Care*. 2003;12:18-23.

Aiken F, Duxbury J, Dale C, Harbison I. Review of the medical theories and research relating to restraint related deaths. *Caring Solutions (UK), University of Central Lancashire*. 2011.

Alexander J, Tharyan P, Adams C, John T, Mol C, Philip J. Rapid tranquilization of violent or agitated patients in a psychiatric emergency setting: pragmatic randomised trial of intramuscular lorazepam v. haloperidol plus promethazine. *The British Journal of Psychiatry*. 2004;185:63-69.

Allen MH, Feifel D, Lesem MD, Zimbardo DL, Ross R, Munzar P, et al. Efficacy and safety of loxapine for inhalation in the treatment of agitation in patients with schizophrenia: a randomized, double-blind, placebo-controlled trial. *Journal of Clinical Psychiatry*. 2011;72:1313-21.

Almvik R, Woods P. The Brøset Violence Checklist (BVC) and the prediction of inpatient violence: some preliminary results. *Psychiatric Care*. 1998;5:208-11.

Almvik R, Woods P, Rasmussen K. The Brøset Violence Checklist sensitivity, specificity, and interrater reliability. *Journal of Interpersonal Violence*. 2000;15:1284-96.

Amore M, Menchetti M, Tonti C, Scarlatti F, Lundgren E, Esposito W, et al. Predictors of violent behavior among acute psychiatric patients: clinical study. *Psychiatry & Clinical Neurosciences*. 2008;62:247-55.

Anderson L, FitzGerald M, Luck L. An integrative literature review of interventions to reduce violence against emergency department nurses. *Journal of Clinical Nursing*. 2010;19:2520-30.

Andrezina R, Josiassen RC, Marcus RN, Oren DA, Manos G, Stock E, et al. Intramuscular aripiprazole for the treatment of acute agitation in patients with schizophrenia or schizoaffective disorder: a double-blind, placebo-controlled comparison with intramuscular haloperidol. *Psychopharmacology*. 2006;188:281-92.

Appleby L, Shaw J, Kapur N. Avoidable deaths: five-year report of the National Confidential Inquiry into Suicide and Homicide by People with Mental Illness. Available from: <https://www.escholar.manchester.ac.uk/uk-ac-man-scw:1d33018>. Manchester: University of Manchester; 2006.

Ashcraft L, Anthony W. Eliminating seclusion and restraint in recovery-oriented crisis services. *Psychiatric Services*. 2008;59:1198-202.

Azeem MW, Aujla A, Rammerth M, Binsfeld G, Jones RB. Effectiveness of six core strategies based on trauma informed care in reducing seclusions and restraints at a child and adolescent psychiatric hospital. *Journal of Child and Adolescent Psychiatric Nursing*. 2011;24:11-15.

Bailey S. Violent children: a framework for assessment. *Advances in Psychiatric Treatment*. 2002;8:97-106.

Baldaçara L, Sanches M, Cordeiro DC, Jackowski AP. Rapid tranquilization for agitated patients in emergency psychiatric rooms: a randomized trial of olanzapine, ziprasidone, haloperidol plus promethazine, haloperidol plus midazolam and haloperidol alone. *Revista Brasileira de Psiquiatria*. 2011;33:30-39.

Barrett B, Waheed W, Farrelly S, Birchwood M, Dunn G, Flach C, et al. Randomised controlled trial of joint crisis plans to reduce compulsory treatment for people with psychosis: economic outcomes. *PLoS One*. 2013;8:e74210.

Barry-Walsh J, Daffern M, Duncan S, Ogloff J. The prediction of imminent aggression in patients with mental illness and/or intellectual disability using the Dynamic Appraisal of Situational Aggression instrument. *Australasian Psychiatry*. 2009;17:493-96.

Bartel P, Bourm R, Fourth A. Structured assessment for violence risk in youth (SARVY). Consultation edn. Tampa: University of South Florida; 2000.

Barzman D, Mossman D, Sonnier L, Sorter M. Brief Rating of Aggression by Children and Adolescents (BRACHA): a reliability study. *Journal of the American Academy of Psychiatry Law*. 2012;40:374-82.

Barzman DH, Brackenbury L, Sonnier L, Schnell B, Cassedy A, Salisbury S, et al. Brief Rating of Aggression by Children and Adolescents (BRACHA): Development of a tool for assessing risk of inpatients' aggressive behavior. *Journal of the American Academy of Psychiatry and the Law Online*. 2011;39:170-79.

Battaglia J, David S, Alaka K, Meehan K, Wright P. Calming versus sedative effects of IM olanzapine in agitated patients. Winter Workshop on Schizophrenia, Davos, Switzerland, February 2002. *Schizophrenia Research*. 2002;53:182-83.

Battaglia J, Moss S, Rush J, Kang J, Mendoza R, Leedom L, et al. Haloperidol, lorazepam, or both for psychotic agitation? A multicenter, prospective, double-blind, emergency department study. *American Journal of Emergency Medicine*. 1997;15:335-40.

Becker H. *Outsiders: Studies in the Sociology of Deviance*. NY: The Free Press; 1963.

Belgamwar R, Fenton M. Olanzapine IM or velotab for acutely disturbed/agitated people with suspected serious mental illnesses. *Cochrane Database of Systematic Reviews*. 2005:Art. No.: CD003729. DOI: 10.1002/14651858.CD003279.

Bergk J, Einsiedler B, Flammer E, Steinert T. A randomized controlled comparison of seclusion and mechanical restraint in inpatient settings. *Psychiatric Services*. 2011;62:1310-17.

Berlin JA. Does blinding of readers affect the results of meta-analyses? *The Lancet*. 1997;350:185-86.

Bieniek S, Ownby R, Penalver A, Dominguez R. A double-blind study of lorazepam versus the combination of haloperidol and lorazepam in managing agitation. *Pharmacotherapy*. 1998;18:57-62.

Bjorkdahl A, Hansebo G, Palmstierna T. The influence of staff training on the violence prevention and management climate in psychiatric inpatient units. *Journal of Psychiatric & Mental Health Nursing*. 2013;20:396-404.

Blumenthal S, Lavender A. *Violence and Mental Disorder: A Critical Aid to the Assessment and Management of Risk*. Hay-on-Wye: Zito Trust; 2000.

Bo S, Abu-Akel A, Kongerslev M, Haahr UH, Simonsen E. Risk factors for violence among patients with schizophrenia. *Clinical Psychology Review*. 2011;31:711-26.

Booth A. Chapter 6: "Formulating research questions". In: Booth A, Brice A, eds. *Evidence Based Practice: A Handbook for Information Professionals*. London: Facet; 2003.

Bourn J, Maxfield A, Terry A, Taylor K. A Safer Place to Work: Protecting NHS Hospital and Ambulance Staff from Violence and Aggression. London 2003.

Bowen M, Lovell A. Representations of mental health disorders in print media. *British Journal of Mental Health Nursing*. 2013;2:198-202.

Bowers L. Safewards: a new model of conflict and containment on psychiatric wards. *Journal of Psychiatric and Mental Health Nursing*. 2014:499-508.

Bowers L, Alexander J, Bilgin H, Botha M, Dack C, James K, et al. Safewards: the empirical basis of the model and a critical appraisal. *Journal of Psychiatric and Mental Health Nursing*. 2014;21:354-64.

Bowers L, Allan T, Simpson A, Jones J, Van Der Merwe M, Jeffery D. Identifying key factors associated with aggression on acute inpatient psychiatric wards. *Issues in Mental Health Nursing*. 2009;30:260-71.

Bowers L, Brennan G, Ransom S, Winship G, Theodoridou C. The nursing observed illness intensity scale (NOIIS). *Journal of Psychiatric and Mental Health Nursing*. 2011a;18:28-34.

Bowers L, Stewart D, Papadopoulos C, Dack C, Ross J, Khanom D. Inpatient Violence and Aggression: A literature review. Kings College, London: Institute of Psychiatry; 2011b.

Bowers L, Stewart D, Papadopoulos C, Dack C, Ross J, Khanom H, et al. Inpatient violence and aggression: A Literature Review. Kings College, London: Institute of Psychiatry; 2011c.

Breier A, Meehan K, Birkett M, David S, Ferchland I, Sutton V, et al. A double-blind, placebo-controlled dose-response comparison of intramuscular olanzapine and haloperidol in the treatment of acute agitation in schizophrenia. *Archives of General Psychiatry*. 2002;59:441-48.

Bristol-Myers Squibb. A randomized, double-blind comparison of the efficacy and safety of aripiprazole intramuscular formula, lorazepam, or placebo in the treatment of acutely agitated patients diagnosed with bipolar I disorder, manic or mixed. . Clinical Study Report CN138-013 Available from: <http://ctrbmscom/pdf//CN138013pdf>. 2004.

Bristol-Myers Squibb. Randomized, double-blind, dose-ranging study of intramuscular aripiprazole in the treatment of acute agitation in patients with a diagnosis of schizophrenia, or schizoaffective, or schizophreniform disorder. Clinical Study Report CN138-050. Available from: <http://ctrbmscom/pdf//CN138050pdf>. 2005.

British National Formulary. British National Formulary (BNF) 68. London: British Medical Association and the Royal Pharmaceutical Society; 2014.

Brook S, Krams M, Gunn K. Intramuscular (IM) ziprasidone vs. IM haloperidol in patients with acute, nonorganic psychosis. . *European Psychiatry*. 1998;13:303s.

Brown R, Bute S, Ford P. Social workers at risk: the prevention and management of violence. London: Macmillan Publishers Limited; 1986.

Butler I, Drakeford M. Social Policy, Social Welfare and Scandal: How British Public Policy is Made. London: Palgrave Macmillan; 2003.

Campbell LA, Kisely SR. Advance treatment directives for people with severe mental illness. *Cochrane Database of Systematic Reviews*. 2012;Art. No.: CD005963.

Chan EW, Taylor DM, Knott JC, Phillips GA, Castle DJ, Kong DC. Intravenous droperidol or olanzapine as an adjunct to midazolam for the acutely agitated patient: a multicenter, randomized, double-blind, placebo-controlled clinical trial. *Annals of emergency medicine*. 2013.[cited;61:Available from.

Chang JC, Lee CS. Risk factors for aggressive behavior among psychiatric inpatients. *Psychiatric Services*. 2004;55:1305-07.

Chapman R, Perry L, Styles I, Combs S. Predicting patient aggression against nurses in all hospital areas. *British Journal of Nursing*. 2009;18:478-83.

Cheung P, Schweitzer I, Tuckwell V, Crowley K. A prospective study of aggression among psychiatric patients in rehabilitation wards. *Australasian Psychiatry*. 1996;30:257-62.

Choe J, Teplin L, Abram K. Perpetration of violence, violent victimization, and severe mental illness: balancing public health concerns. *Psychiatric Services*. 2008;59:153-64.

Chouinard G, Annable L, Turnier L, Holobow N. A double-blind randomized clinical trial of rapid tranquilization with IM clonazepam and IM haloperidol in agitated psychotic patients with manic symptoms. *The Canadian Journal of Psychiatry*. 1993;38:S114-21.

Chu CM, Daffern M, Ogloff JRP. Predicting aggression in acute inpatient psychiatric setting using BVC, DASA, and HCR-20 Clinical scale. *Journal of Forensic Psychiatry and Psychology*. 2013;24:269-85.

Chu CM, Hoo E, Daffern M, Tan J. Assessing the risk of imminent aggression in institutionalized youth offenders using the dynamic appraisal of situational aggression. *Journal of Forensic Psychiatry & Psychology*. 2012;23:168-83.

Claix A, Pham T, Willocq L. Evaluation of the HCR-20 (Historical Clinical-Risk management) in a Belgian forensic population. Annual Conference of the International Association of Forensic Mental Health Services; September 2002; Munich, Germany.

Coady E. A strategy for nurse defibrillation in general wards. *Resuscitation*. 1999;42:183-86.

Coccaro EF, Harvey PD, Kupsaw-Lawrence E, Herbert JL, Bernstein D. Development of neuropharmacologically based behavioral assessments of impulsive aggressive behavior. *The Journal of Neuropsychiatry and Clinical Neurosciences*. 1991:S33-51.

Cochrane Collaboration. Review Manager (RevMan) [Computer program]. Version 5.3. Copenhagen: The Nordic Cochrane Centre: The Cochrane Collaboration; 2014.

Colman J, Body G, Matthews E, Powell R. Protecting NHS Trust staff from violence and aggression. Cardiff: Wales Audit Office; 2005.

Confederation of Health Service Employees. The Management of Violent or potentially Violent Patients. Bansted: Confederation of Health Service Employees; 1977.

Cornaggia CM, Beghi M, Pavone F, Barale F. Aggression in psychiatry wards: a systematic review. *Psychiatry Research*. 2011;189:10-20.

Dack C, Ross J, Papadopoulos C, Stewart D, Bowers L. A review and meta-analysis of the patient factors associated with psychiatric in-patient aggression. *Acta Psychiatrica Scandinavica*. 2013;127:255-68.

Daffern M, Mayer M, Martin T. Staff gender ratio and aggression in a forensic psychiatric hospital. *International Journal of Mental Health Nursing*. 2006;15:93-99.

De Benedictis L, Dumais A, Sieu N, Mailhot M-P, Létourneau G, Tran M-AM, et al. Staff perceptions and organizational factors as predictors of seclusion and restraint on psychiatric wards. *Psychiatric Services*. 2011;62:484-91.

De Hert M, Dirix N, Demunter H, Correll CU. Prevalence and correlates of seclusion and restraint use in children and adolescents: a systematic review. *European Child & Adolescent Psychiatry*. 2011;20:221-30.

Dean A, Duke S, Scott J, Bor W, George M, McDermott B. Physical aggression during admission to a child and adolescent inpatient unit: Predictors and impact on clinical outcomes. *Australian and New Zealand Journal of Psychiatry*. 2008;42:536-43.



Dean AJ, Gibbon P, McDermott BM, Davidson T, Scott J. Exposure to aggression and the impact on staff in a child and adolescent inpatient unit. *Archives of Psychiatric Nursing*. 2010;24:15-26.

Dean K, Walsh E, Moran P, Tyrer P, Creed F, Byford S, et al. Violence in women with psychosis in the community: prospective study. *The British Journal of Psychiatry*. 2006;188:264-70.

Department of Health. *National Service Framework for Mental Health: Modern Standards and Service Models*. London: Department of Health; 1999.

Department of Health. *Mainstreaming Gender and Women's Mental Health: Implementation Guidance*. London: Department of Health; 2003.

Department of Health. *Best Practice in Managing Risk*. London: Department of Health; 2007.

Department of Health. *See, Think, Act: Your Guide to Relational Security*. London: Department of Health; 2010.

Department of Health. *Electronic Market Information Tool (eMit)*. London: Commercial Medicines Unit; 2013a.

Department of Health. *The Mandate: A mandate from the Government to NHS England: April 2014 to March 2015*. London: Department of Health; 2013b.

Department of Health. *Positive and Proactive Care: Reducing the Need for Restrictive Interventions*. London: Department of Health; 2014a.

Department of Health. *A Positive and Proactive Workforce: A Guide to Workforce Development for Commissioners and Employers Seeking to Minimise the use of Restrictive Practices in Social Care and Health* London: Department of Health; 2014b.

Department of Health. *Mental Health Act 1983: Code of Practice*. London 2015.

Department of Health and Social Security. *The Management of Violent, or Potentially Violent, Hospital Patients*. Health Circular. London 1976.

Dickens G, Picchioni M, Long C. Aggression in specialist secure and forensic inpatient mental health care: incidence across care pathways. *Journal of Forensic Practice*. 2013;15:206-17.

Dickens G, Rogers G, Rooney C, McGuinness A, Doyle D. An audit on the use of breakaway techniques in a large psychiatric hospital: a replication study. *Journal of Psychiatric and Mental Health Nursing*. 2006;16:777-83.

Dorevitch A, Katz N, Zemishlany Z, Aizenberg D, Weizman A. Intramuscular flunitrazepam versus intramuscular haloperidol in the emergency treatment of aggressive psychotic behavior. *American Journal of Psychiatry*. 1999;156:142-44.

Douglas KS, Guy LS, Hart SD. Psychosis as a risk factor for violence to others: a meta-analysis. *Psychological Bulletin*. 2009;135:679.

Douglas KS, Hart SD, Webster CD, Belfrage H. HCR-20v3: Assessing Risk for Violence: User Guide. Burnaby, Canada: Mental Health, Law, and Policy Institute; 2013.

Douglas KS, Skeem JL. Violence risk assessment: getting specific about being dynamic. *Psychology, Public Policy, and Law*. 2005;11:347.

Drug Tariff. The September 2014 Electronic Drug Tariff. London: Department of Health, NHS Business Services Authority; 2014.

Eccles M, Freemantle N, Mason J. North of England evidence based guidelines development project: methods of developing guidelines for efficient drug use in primary care. *BMJ*. 1998;316:1232.

Ehmann TS, Smith GN, Yamamoto A, McCarthy N, Ross D, Au TM, et al. Violence in treatment resistant psychotic inpatients. *The Journal of Nervous and Mental Disease*. 2001;189:716-21.

Elbogen EB, Johnson SC. The intricate link between violence and mental disorder: results from the National Epidemiologic Survey on Alcohol and Related Conditions. *Archives of General Psychiatry*. 2009;66:152-61.

Eli Lilly. Comparison of intramuscular olanzapine and intramuscular haloperidol in patients with schizophrenia. Clinical Trials ID: NCT00485901. Available from: <http://clinicaltrials.gov/ct2/show/NCT00485901>. Clinical Trials. 2004.

Eli Lilly. A study using rapid acting intramuscular olanzapine in agitated patients with schizophrenia. Clinical Trials ID: NCT00316238. Available from: <http://clinicaltrials.gov/show/NCT00316238>. Clinical Trials. 2007.

Eli Lilly. A study comparing rapid acting intramuscular olanzapine and placebo in agitated patients with schizophrenia. Clinical Trials ID: NCT00640510. Available from: <http://clinicaltrials.gov/ct2/show/NCT00640510>. Clinical Trials. 2009.

Fazel S, Gulati G, Linsell L, Geddes JR, Grann M. Schizophrenia and violence: systematic review and meta-analysis. *PLoS Medicine*. 2009;6.

Fazel S, Lichtenstein P, Grann M, Goodwin GM, Långström N. Bipolar disorder and violent crime: new evidence from population-based longitudinal studies and systematic review. *Archives of General Psychiatry*. 2010;67:931-38.

Fazel S, Singh J, Doll H, Grann M. Use of risk assessment instruments to predict violence and antisocial behaviour in 73 samples involving 24 827 people: systematic review and meta-analysis. *BMJ*. 2012;345:e4692.

Feeney L, Kavanagh A, Kelly BD, Mooney M. Moving to a purpose built acute psychiatric unit on a general hospital site--does the new environment produce change for the better? *Irish medical journal*. 2007;100:391-93.

Fischer JE, Bachmann LM, Jaeschke R. A readers' guide to the interpretation of diagnostic test properties: clinical example of sepsis. *Intensive Care Medicine*. 2003;29:1043-51.

Fitzgerald C. A double-blind comparison of haloperidol with perphenazine in acute psychiatric episodes. *Current Therapeutic Research, Clinical and Experimental*. 1969;11:515-19.

Flood C, Bowers L, Parkin D. Estimating the costs of conflict and containment on adult acute inpatient psychiatric wards. *Nursing economic\$*. 2008;26:325-30, 24.

Foster C, Bowers L, Nijman H. Aggressive behaviour on acute psychiatric wards: prevalence, severity and management. *Journal of Advanced Nursing*. 2007;58:140-49.

Foster S, Kessel J, Berman M, Simpson G. Efficacy of lorazepam and haloperidol for rapid tranquilisation in a psychiatric emergency room setting. *International Clinical Psychopharmacology*. 1997;12:175-79.

Freeman DJ, DiPaula BA, Love RC. Intramuscular haloperidol versus intramuscular olanzapine for treatment of acute agitation: a cost-minimization study. *Pharmacotherapy*. 2009;29:930-36.

Fruensgaard K, Korsgaard S, Jørgensen H, Jensen K. Loxapine versus haloperidol parenterally in acute psychosis with agitation. *Acta Psychiatrica Scandinavica*. 1977;56:256-64.

Furukawa TA, Barbui C, Cipriani A, Brambilla P, Watanabe N. Imputing missing standard deviations in meta-analyses can provide accurate results. *Journal of Clinical Epidemiology*. 2006;59:7-10.

Garza-Treviño E, Hollister L, Overall J, Alexander W. Efficacy of combinations of intramuscular antipsychotics and sedative-hypnotics for control of psychotic agitation. *American Journal of Psychiatry*. 1989;146.

- Gaskin CJ, Elsom SJ, Happell B. Interventions for reducing the use of seclusion in psychiatric facilities Review of the literature. *The British Journal of Psychiatry*. 2007;191:298-303.
- Gates DM, Ross CS, McQueen L. Violence against emergency department workers. *The Journal of emergency medicine*. 2006;31:331-37.
- Georgieva I, Mulder C, Wierdsma A. Patients' preference and experiences of forced medication and seclusion. *Psychiatric Quarterly*. 2012;83:1-13.
- Gerdtz MF, Daniel C, Dearie V, Prematunga R, Bamert M, Duxbury J. The outcome of a rapid training program on nurses' attitudes regarding the prevention of aggression in emergency departments: a multi-site evaluation. *International Journal of Nursing Studies*. 2013;50:1434-45.
- Gillies D, Sampson S, Beck A, Rathbone J. Benzodiazepines for psychosis-induced aggression or agitation. *Cochrane Database of Systematic Reviews*. 2013:Art. No.: CD003079. DOI: 10.1002/14651858.CD003079.pub3.
- Griffith JJ, Daffern M, Godber T. Examination of the predictive validity of the Dynamic Appraisal of Situational Aggression in two mental health units. *International Journal of Mental Health Nursing*. 2013;22:485-92.
- Guo C. Study of quetiapine combined with magnesium valporate release tablets in treatment of schizophrenia with symptoms of elation and agitation. *Linchuang Jingshen Yixue Zazhi/ Journal of Clinical Psychological Medicine*. 2007;17:183-84.
- Guyatt G, Oxman AD, Akl EA, Kunz R, Vist G, Brozek J, et al. GRADE guidelines: 1. Introduction—GRADE evidence profiles and summary of findings tables. *Journal of Clinical Epidemiology*. 2011;64:383-94.
- Gwinnutt CL, Columb M, Harris R. Outcome after cardiac arrest in adults in UK hospitals: effect of the 1997 guidelines. *Resuscitation*. 2000;47:125-35.
- Häfner H, Böker W. Mentally disordered violent offenders. *Social Psychiatry*. 1973;8:220-29.
- Han Z, Wang L, Wang J. Efficacy of risperidone, clonazepam in the treatment of excitement state of schizophrenia. *Ningxia Medical Journal*. 2005;27:631-32.
- Happell B, Harrow A. Nurses' attitudes to the use of seclusion: a review of the literature. *International Journal of Mental Health Nursing*. 2010;19:162-68.
- Hare RD. *Manual for the Hare Psychopathy Checklist – Revised*. Second edn. New York, NY: Multi-Health Systems Inc.; 2003.

Harris B, Leather P. Levels and consequences of exposure to service user violence: evidence from a sample of UK social care staff. *British Journal of Social Work*. 2011;42:851-69.

Health and Safety Executive. Social care workers exposed to violence and aggression Contract No.: Release No: NE/008/12. Bootle: Health and Safety Executive; 2012.

Heilbrun K, Yasuhara K, Shah S. Violence risk assessment tools – overview and critical analysis. In: Otto RK, Douglas KS, eds. *Handbook of Violence Assessment*. New York, NY: Routledge/Taylor & Francis Group; 2010. p. 1-18.

Higashima M, Takeda T, Nagasawa T, Hirao N, Oka T, Nakamura M, et al. Combined therapy with low-potency neuroleptic levomepromazine as an adjunct to haloperidol for agitated patients with acute exacerbation of schizophrenia. *European Psychiatry*. 2004;19:380-81.

Higgins N, Watts D, Bindman J, Slade M, Thornicroft G. Assessing violence risk in general adult psychiatry. *Psychiatric Bulletin*. 2005;29:131-33.

HM Government. *Mental Health Crisis Care Concordant: Improving outcomes for people experiencing mental health crisis*. 18 February. London: Department of Health; 2014.

HMSO. *The Mental Health Act*. London: The Stationery Office; 1983.

HMSO. *Mental Health (Patients in the Community) Act 1995*. London: The Stationery Office; 1995.

HMSO. *Human Rights Act 1998*. London: The Stationery Office; 1998.

HMSO. *Mental Capacity Act 2005*. London: The Stationery Office; 2005.

HMSO. *The Mental Health Act 2007 (c. 12)*. London: The Stationery Office; 2007.

Hodgins S. Mental disorder, intellectual deficiency, and crime: evidence from a birth cohort. *Archives of General Psychiatry*. 1992;49:476-83.

Hodgins S, Riaz M. Violence and phases of illness: Differential risk and predictors. *European Psychiatry*. 2011;26:518-24.

Holmes d, Rudge T, Person A. *Rethinking Violence in Health Care Settings: A Critical Approach*. Ashgate: Farnham 2012.

Hsu W-Y, Huang S-S, Lee B-S, Chiu N-Y. Comparison of intramuscular olanzapine, orally disintegrating olanzapine tablets, oral risperidone solution, and intramuscular

haloperidol in the management of acute agitation in an acute care psychiatric ward in Taiwan. *Journal of Clinical Psychopharmacology*. 2010;30:230-34.

Huf G, Alexander J, Allen Michael H, Raveendran Nirmal S. Haloperidol plus promethazine for psychosis-induced aggression. *Cochrane Database of Systematic Reviews*. 2009:Art. No.: CD005146. DOI: 10.1002/14651858.CD005146.pub2.

Huf G, Coutinho E, Adam C. Physical restraints versus seclusion room for management of people with acute aggression or agitation due to psychotic illness (TREC-SAVE): a randomized trial. *Psychological medicine*. 2012;42:2265-73.

Huf G, Coutinho ES, Adams CE. Rapid tranquillisation in psychiatric emergency settings in Brazil: pragmatic randomised controlled trial of intramuscular haloperidol versus intramuscular haloperidol plus promethazine. *BMJ (Online)*. 2007;335:869. DOI: 10.1136/bmj.39339.448819.AE.

Hwang TJ, Chen YH, Huang LC, Huang GH, Hwu HG. Intramuscular olanzapine versus intramuscular haloperidol plus lorazepam in the treatment of acute agitation in schizophrenia. *European Neuropsychopharmacology*. 2012;22:S333-S34.

Iennaco J, Dixon J, Whittemore R, Bowers L. Measurement and monitoring of health care worker aggression exposure. *The Online Journal of Issues in Nursing*. 2013;18:3.

Ilkiw-Lavalle O, Grenyer BF. Differences between patient and staff perceptions of aggression in mental health units. *Psychiatric Services*. 2003;54:389-93.

International Labor Office. Workplace violence in the health care sector. Available from: <http://www.iol.org>. Geneva: International Labor Office; 2002.

Ireland JL. Bullying among mentally-ill patients detained in a high-secure hospital: an exploratory study of the perceptions of staff and patients into how bullying is defined. *Aggressive Behavior*. 2006;32:451-63.

Jadad AR, Moore RA, Carroll D, Jenkinson C, Reynolds DJM, Gavaghan DJ, et al. Assessing the quality of reports of randomized clinical trials: is blinding necessary? *Controlled clinical trials*. 1996;17:1-12.

James A, Madeley R, Dove A. Violence and aggression in the emergency department. *Emergency Medicine Journal*. 2006;23:431-34.

Jansen G, Dassen T, Moorers P. The perception of aggression. *Scandinavian Journal of Caring Sciences*. 1997;11:51-55.

Johnson ME. Violence and restraint reduction efforts on inpatient psychiatric units. *Issues in Mental Health Nursing*. 2010;31:181-97.

Johnston J, Foxx RM, Jacobson JW, Green G, Mulick JA. Positive behavior support and applied behavior analysis. *The Behavior Analyst*. 2006;29:51.

Kaplan SG, Wheeler EG. Survival skills for working with potentially violent clients. *Social Casework*. 1983.

Katagiri H, Fujikoshi S, Suzuki T, Fujita K, Sugiyama N, Takahashi M, et al. A randomized, double-blind, placebo-controlled study of rapid-acting intramuscular olanzapine in Japanese patients for schizophrenia with acute agitation. *BMC Psychiatry*. 2013;13:20. DOI: 10.1186/471-244X-13-20

Kay SR, Wolkenfeld F, Murrill LM. Profiles of aggression among psychiatric patients: II. Covariates and predictors. *The Journal of Nervous and Mental Disease*. 1988;176:547-57.

Kelsall M, Dolan M, Bailey S. Violent incidents in an adolescent forensic unit. *Medicine, Science and the Law*. 1995;35:150-58.

Kelwala S, Ban TA, Berney SA, Wilson WH. Rapid tranquilization: a comparative study of thiothixene and haloperidol. *Progress in Neuro-Psychopharmacology and Biological Psychiatry*. 1984;8:77-83.

Ketelsen R, Zechert C, Driessen M, Schulz M. Characteristics of aggression in a German psychiatric hospital and predictors of patients at risk. *Journal of Psychiatric and Mental Health Nursing*. 2007;14:92-99.

Kho K, Sensky T, Mortimer A, Corcos C. Prospective study into factors associated with aggressive incidents in psychiatric acute admission wards. *The British Journal of Psychiatry*. 1998;172:38-43.

Kwentus J, Riesenberger RA, Marandi M, Manning RA, Allen MH, Fishman RS, et al. Rapid acute treatment of agitation in patients with bipolar I disorder: A multicenter, randomized, placebo-controlled clinical trial with inhaled loxapine. *Bipolar Disorders*. 2012;14:31-40.

Laker C, Gray R, Flach C. Case study evaluating the impact of de-escalation and physical intervention training. *Journal of Psychiatric & Mental Health Nursing*. 2010;17:222-28.

LeBel J, Goldstein R. Special section on seclusion and restraint: the economic cost of using restraint and the value added by restraint reduction or elimination. *Psychiatric Services*. 2005;56:1109-14.

Lee S, Gray R, Gournay K. Comparing the outcomes of the application of C&R (general service) and SCIP in the management of disturbed behaviour in mental health care. *Journal of Mental Health*. 2012;21:307-17.

Lerner Y, Lwow E, Levitin A, Belmaker RH. Acute high-dose parenteral haloperidol treatment of psychosis. *The American Journal of Psychiatry*. 1979;136:1061-64.

Lesem MD, Tran-Johnson TK, Riesenbergr RA, Feifel D, Allen MH, Fishman R, et al. Rapid acute treatment of agitation in individuals with schizophrenia: multicentre, randomised, placebo-controlled study of inhaled loxapine. *The British Journal of Psychiatry*. 2011;198:51-58.

Li L, Zhao J, Xu X, Meng H, Ning J. A comparative study of intramuscular ziprasidone and haloperidol in treating acute agitation in schizophrenia. *Chinese Journal of Psychiatry*. 2006;4:216-19.

Lim B-C. A systematic literature review: managing the aftermath effects of patient's aggression and violence towards nurses. *Singapore Nursing Journal*. 2010;37:18.

Link BG, Stueve A. Psychotic symptoms and the violent/illegal behavior of mental patients compared to community controls. *Violence and mental disorder: Developments in risk assessment*. 1994:137-59.

Livingston JD, Verdun-Jones S, Brink J, Lussier P, Nicholls T. A narrative review of the effectiveness of aggression management training programs for psychiatric hospital staff. *Journal of Forensic Nursing*. 2010;6:15-28.

Man PL, Chen C. Rapid tranquilization of acutely psychotic patients with intramuscular haloperidol and chlorpromazine. *Psychosomatics*. 1973;14:59-63.

Mann T. *Clinical Guidelines: Using Clinical Guidelines to Improve Patient Care within the NHS*: NHS Executive; 1996.

Manna M. Effectiveness of formal observation in inpatient psychiatry in preventing adverse outcomes: the state of the science. *Journal of Psychiatric and Mental Health Nursing*. 2010;17:268-73.

McLean J, Brockmann M, Foster G. *Violence Against Social Care Workers*. London: National Institute for Social Work; 1999.

McNiel DE, Binder RL. Clinical assessment of the risk of violence among psychiatric inpatients. *The American Journal of Psychiatry*. 1991;148:1317-21.

McNiel DE, Binder RL. Screening for risk of inpatient violence. *Law and Human Behavior*. 1994;18:579-86.

McNiel DE, Binder RL. Correlates of accuracy in the assessment of psychiatric inpatients' risk of violence. *The American Journal of Psychiatry*. 1995.



McNiell DE, Lam JN, Binder RL. Relevance of interrater agreement to violence risk assessment. *Journal of Consulting and Clinical Psychology*. 2000;68:1111.

Meehan K, Zhang F, David S, Tohen M, Janicak PG, Small J, et al. A double-blind, randomized comparison of the efficacy and safety of intramuscular injections of olanzapine, lorazepam, or placebo in treating acutely agitated patients diagnosed with bipolar mania. *Journal of Clinical Psychopharmacology*. 2001;21:389-97.

Middleton W, Clyne A, Harris P. Risk assessment and decision making. In: Messer D, Jones F, eds. *Psychology and social care*. London: Jessica Kingsley Publishers; 1999. p. 84-98.

Monahan J, Steadman HJ, Appelbaum PS, Grisso T, Mulvey EP, Roth LH, et al. The classification of violence risk. *Behavioral Sciences & the Law*. 2006;24:721-30.

Monahan J, Steadman HJ, Robbins PC, Silver E, Appelbaum PS, Grisso T, et al. Developing a clinically useful actuarial tool for assessing violence risk. *The British Journal of Psychiatry*. 2000;176:312-19.

Morgan J. 'Giving up the culture of blame.' *Risk Assessment and Risk Management in Psychiatric Practice*. London: Royal College of Psychiatrists; 2007.

Nanda U, Eisen S, Zadeh R, Owen D. Effect of visual art on patient anxiety and agitation in a mental health facility and implications for the business case. *Journal of Psychiatric and Mental Health Nursing*. 2011;18:386-93.

National Collaborating Centre for Nursing and Supportive Care. *Violence: The Short-Term Management of Disturbed/Violent Behaviour in Psychiatric In-patient Settings and Emergency Departments*. London: Royal College of Nursing; 2005.

Needham I, Abderhalden C, Halfens RJ, Fischer JE, Dassen T. Non-somatic effects of patient aggression on nurses: a systematic review. *Journal of Advanced Nursing*. 2005;49:283-96.

Nelstrop L, Chandler-Oatts J, Bingley W, Bleetman T, Corr F, Cronin-Davis J, et al. A systematic review of the safety and effectiveness of restraint and seclusion as interventions for the short-term management of violence in adult psychiatric inpatient settings and emergency departments. *Worldviews on Evidence-Based Nursing*. 2006;3:8-18.

NHS England. *Focused on Staff Experience National NHS Staff Survey 2014 Oxford: The Co-ordination Centre, Picker Institute Europe*; 2014.

NHS Protect. *Reported physical assaults on NHS staff figures (2008-2009): National violence against NHS staff statistics 2008/09*. Available from: [http://www.nhsbsa.nhs.uk/Documents/SecurityManagement/violence\\_against\\_n](http://www.nhsbsa.nhs.uk/Documents/SecurityManagement/violence_against_n)

[hs\\_staff\\_figures\\_\(per\\_1000\)\\_\(08-09\).pdf](#). London: NHS Security Management Services; 2009.

NHS Protect. Reported physical assaults on NHS staff figures (2009-2010): Physical assaults against NHS staff 2009/10. Available from: [http://www.nhsbsa.nhs.uk/Documents/SecurityManagement/violence\\_against\\_nhs\\_staff\\_figures\\_\(per\\_1000\)\\_\(09-10\).pdf](http://www.nhsbsa.nhs.uk/Documents/SecurityManagement/violence_against_nhs_staff_figures_(per_1000)_(09-10).pdf). London: NHS Security Management Services; 2010.

NHS Protect. Reported physical assaults on NHS staff figures (2010-2011): tables showing the number of reported physical assaults on NHS staff in 2010-11, broken down by NHS Trust/PCT. Available from: [http://www.nhsbsa.nhs.uk/Documents/SecurityManagement/2010-11\\_NHS\\_Violence\\_Against\\_Staff\\_FINAL\\_01-11-2011.pdf](http://www.nhsbsa.nhs.uk/Documents/SecurityManagement/2010-11_NHS_Violence_Against_Staff_FINAL_01-11-2011.pdf). London: NHS Security Management Services; 2011.

NHS Protect. Reported physical assaults on NHS staff figures (2011-2012): tables showing the number of reported physical assaults on NHS staff in 2011/12. Available from: [http://www.nhsbsa.nhs.uk/Documents/SecurityManagement/2011-12\\_NHS\\_Violence\\_Against\\_Staff.pdf](http://www.nhsbsa.nhs.uk/Documents/SecurityManagement/2011-12_NHS_Violence_Against_Staff.pdf). London: NHS Security Management Services; 2012.

NHS Protect. Reported physical assaults on NHS staff figures (2012-2013). Available from: <http://www.nhscounterfraud.nhs.uk/2012-13%20Reported%20physical%20assaults%20on%20NHS%20staff%20NO%20PCT%200&%20SHA%20v2%20PCC.pdf>. London: NHS Security Management Services; 2013. [cited: Available from.

NICE. Self-harm: The Short-term Physical and Psychological Management and Secondary Prevention of Self-harm in Primary and Secondary Care. Clinical guideline 16. London: NICE; 2004.

NICE. Violence: The Short-term Management of Disturbed/violent Behaviour in In-patient Psychiatric Settings and Emergency Departments. Clinical guideline 25. London: NICE; 2005.

NICE. The Guidelines Manual. London: NICE; 2012.

NICE. Antisocial behaviour and conduct disorders in children and young people: recognition, intervention and management. Clinical guideline 158. London: NICE; 2013.

Nicholls TL, Brink J, Desmarais SL, Webster CD, Martin M-L. The Short-Term Assessment of Risk and Treatability (START): a prospective validation study in a forensic psychiatric sample. *Assessment*. 2006;13:313-27.

Nicholls TL, Brink J, Greaves C, Lussier P, Verdun-Jones S. Forensic psychiatric inpatients and aggression: an exploration of incidence, prevalence, severity, and interventions by gender. *International Journal of Law and Psychiatry*. 2009;32:23-30.

Nijman HL, Muris P, Merckelbach HL, Palmstierna T, Wistedt B, Vos A, et al. The staff observation aggression scale-revised (SOAS-R). *Aggressive Behavior*. 1999;25:197-209.

Nissen T, Rørvik P, Haugslett L, Wynn R. Physical restraint and near death of a psychiatric patient. *Journal of Forensic Sciences*. 2013;58:259-62.

Nobay F, Simon BC, Levitt MA, Dresden GM. A prospective, double-blind, randomized trial of midazolam versus haloperidol versus lorazepam in the chemical restraint of violent and severely agitated patients. *Academic Emergency Medicine*. 2004;11:744-49.

O'Beirne M, Gabe J. Reducing violence against NHS social care staff: findings from an evaluation of the Safer Surrey Hospital Initiative. *Crime Prevention and Community Safety*. 2005;7:29-39.

Ogloff J, Daffern M. *Dynamic Appraisal of Situational Aggression: Inpatient Version*. Fairfield, Victoria, Australia: Centre for Forensic Behavioural Science/ Monash University and Forensicare; 2002.

Ogloff JR, Daffern M. The dynamic appraisal of situational aggression: An instrument to assess risk for imminent aggression in psychiatric inpatients. *Behavioral Sciences & the Law*. 2006;24:799-813.

Oulis P, Lykouras L, Dascalopoulou E, Psarros C. Aggression among psychiatric inpatients in Greece. *Psychopathology*. 1996;29:174-80.

Pahl J. Coping with physical violence and verbal abuse In: Balloch S, McLean J, Fisher M, eds. *Social Services Working Under Pressure*. Bristol: The National Institute of Social Work and the Policy Press; 1999.

Palmstierna T, Wistedt B. Risk factors for aggressive behaviour are of limited value in predicting the violent behaviour of acute involuntarily admitted patients. *Acta Psychiatrica Scandinavica*. 1990;81:152-55.

Papadopoulos C, Ross J, Stewart D, Dack C, James K, Bowers L. The antecedents of violence and aggression within psychiatric in-patient settings. *Acta Psychiatrica Scandinavica*. 2012;125:425-39.

Papageorgiou A, Janmohamed A, King M, Davidson O, Dawson J. Advance directives for patients compulsorily admitted to hospital with serious mental

disorders: directive content and feedback from patients and professionals. *Journal of Mental Health*. 2004;13:379-88.

Paprocki J, Versiani M. A double-blind comparison between loxapine and haloperidol by parenteral route in acute schizophrenia. *Current Therapeutic Research*. 1977;21:80-100.

Paterson B, McKenna K, Bowie V. A charter for trainers in the prevention and management of workplace violence in mental health settings. *The Journal of Mental Health Training, Education and Practice*. 2014;9:101-08.

Paton C, Barnes TR, Cavanagh M-R, Taylor D, Lelliott P. High-dose and combination antipsychotic prescribing in acute adult wards in the UK: the challenges posed by prn prescribing. *The British Journal of Psychiatry*. 2008;192:435-39.

Petch E. Risk management in UK mental health services an overvalued idea? *Psychiatric Bulletin*. 2001;25:203-05.

Pettit B, Greenhead S, Khalifeh H, Drennan V, Hart TC, Hogg J, et al. At risk, yet dismissed: the criminal victimisation of people with mental health problems. London: MIND; 2013.

Powney MJ, Adams CE, Jones H. Haloperidol for psychosis-induced aggression or agitation (rapid tranquillisation). *Cochrane Database of Systematic Reviews*. 2012;11:Art. No.: CD009377. DOI: 10.1002/14651858.CD009377.pub2.

Putkonen A, Kuivalainen S, Louheranta O, Repo-Tiihonen E, Ryyananen OP, Kautiainen H, et al. Cluster-randomized controlled trial of reducing seclusion and restraint in secured care of men with schizophrenia. *Psychiatric Services*. 2013;64:850-55.

Qu H, Zhang Z, Xu B. Comparison of the effects of clonazepam and haloperidol in the treatment of psychotic breakdown behaviour. *Health Psychology Journal*. 1999;134-5.

Quinsey V, Harris G, Rice M, Cormier C. *Violent Offenders: Appraising and Managing Risk*. Second edn. Washington, DC: American Psychological Association 2005.

Quirk A, Lelliott P, Seale C. Service users' strategies for managing risk in the volatile environment of an acute psychiatric ward. *Social Science and Medicine*. 2004;59:2573-83.

Raveendran NS, Tharyan P, Alexander J, Adams CE. Rapid tranquillisation in psychiatric emergency setting in India: pragmatic randomised controlled trial of

intramuscular olanzapine versus intramuscular haloperidol plus promethazine. *British Medical Journal*. 2007;335:865-9.

Reagu S, Jones R, Kumari V, Taylor PJ. Angry affect and violence in the context of a psychotic illness: a systematic review and meta-analysis of the literature. *Schizophrenia Research*. 2013;146:46-52.

Reschke RW. Parental haloperidol for rapid control of severe, disruptive symptoms of acute schizophrenia. *Diseases of the Nervous System*. 1974;35:112-5.

Resnick M, Burton BT. Droperidol vs. haloperidol in the initial management of acutely agitated patients. *Journal of Clinical Psychiatry*. 1984.

Rippon TJ. Aggression and violence in health care professions. *Journal of Advanced Nursing*. 2000;31:452-60.

Ritchie J, Dick D, Lingham R. The report of the inquiry into the care and treatment of Christopher Clunis. London: The Stationery Office; 1994.

Ritter RM, Davidson DE, Robinson TA. Comparison of injectable haloperidol and chlorpromazine. *Am J Psychiatry*. 1972;129:78-81.

Roaldset JO, Hartvig P, Bjorkly S. V-RISK-10: Validation of a screen for risk of violence after discharge from acute psychiatry. *European Psychiatry*. 2011;26:85-91.

Royal College of Psychiatrists. Healthcare Commission National Audit of Violence 2006-2007. London: Royal College of Psychiatrists; 2007.

Royal College of Psychiatrists. Guidance for Commissioners: Service Provision for Section 136 of the Mental Health Act 1983. Position Statement. London: Royal College of Psychiatrists; 2013.

Ruchlewska A, Wierdsma AI, Kamperman AM, van der Gaag M, Smulders R, Roosenschoon B-J, et al. Effect of crisis plans on admissions and emergency visits: a randomized controlled trial. *PLoS One*. 2014;9:e91882.

Ryan C, Bowers L. An analysis of nurses' post-incident manual restraint reports. *Journal of Psychiatric and Mental Health Nursing*. 2006;13:527-32.

Sailas E, Fenton M. Seclusion and restraint for people with serious mental illness *Cochrane Database of Systematic Reviews*. 2012:Art. No.: CD001163. DOI: 10.1002/14651858.CD001163.

Salzman C, Solomon D, Miyawaki E, Glassman R, Rood L, Flowers E, et al. Parenteral lorazepam versus parenteral haloperidol for the control of psychotic disruptive behavior. *Journal of Clinical Psychiatry*. 1991;52:177-80.

Schünemann H, Brozek J, Oxman A. GRADE handbook for grading quality of evidence and strength of recommendation. The GRADE Working Group. 2009.

Schünemann HJ, Best D, Vist G, Oxman AD. Letters, numbers, symbols and words: how to communicate grades of evidence and recommendations. *Canadian Medical Association Journal*. 2003;169:677-80.

Shapland J, Willmore J, Duff P. *Victims in the Criminal Justice System*. Aldershot: Gower; 1985.

Shaw J, Hunt IM, Flynn S, Meehan J, Robinson J, Bickley H, et al. Rates of mental disorder in people convicted of homicide: National Clinical Survey. *The British Journal of Psychiatry*. 2006;188:143-47.

Shu L, Zhang H, Wang G, Zhao J, Xie S, Xu X, et al. Intramuscular ziprasidone has improved tolerability over haloperidol and comparable efficacy for control of agitation in schizophrenia in Chinese patients. *Schizophrenia Research*. 2010;227:260.

Simeon J, Wadud A, Itil T. A comparison of phenothiazines in managing aggressive episodes in schizophrenic patients. *Psychiatric Services*. 1975;26:574.

Skills for Care. *National Survey of Care Workers Final Report Contract No.: JN 142079*. London: TNS; 2007.

Sorgi P, Ratey JJ, Knoedler DW, Markert RJ, Reichman M. Rating aggression in the clinical setting: a retrospective adaptation of the Overt Aggression Scale: Preliminary results. *The Journal of Neuropsychiatry and Clinical Neurosciences*. 1991;S52-56.

Sprigg CA, Armitage CJ, Hollis K. Verbal abuse in the National Health Service: impressions of the prevalence, perceived reasons for and relationships with staff psychological well-being. *Emergency Medicine Journal*. 2007;24:281-82.

Srebnik DS, Rutherford LT, Peto T, Russo J, Zick E, Jaffe C, et al. The content and clinical utility of psychiatric advance directives. *Psychiatric Services*. 2005;56:592-98.

Stafford E, Cornell DG. Psychopathy scores predict adolescent inpatient aggression. *Assessment*. 2003;10:102-12.

Stathopoulou H. Violence and aggression towards health care professionals. *Health Science Journal*. 2007;2-7.

Steadman HJ, Mulvey EP, Monahan J, Robbins PC, Appelbaum PS, Grisso T, et al. Violence by people discharged from acute psychiatric inpatient facilities and by others in the same neighborhoods. *Archives of General Psychiatry*. 1998;55:393-401.

Steinert T. Prediction of violence in inpatient settings - violence in mental health settings. In: Richter D, Whittington R, eds. Violence in mental health settings: Causes, consequences, management. Dordrecht, The Netherlands: Springer; 2006. p. 111-23.

Steinert T, Eisele F, Goeser U, Tschoeke S, Uhlmann C, Schmid P. Successful interventions on an organisational level to reduce violence and coercive interventions in in-patients with adjustment disorders and personality disorders. *Clinical Practice and Epidemiology in Mental Health*. 2008;4:27.

Stewart D, Bilgin H, Bowers L. Special observation in psychiatric hospitals: a literature review. London: Institute of Psychiatry at the Maudsley; 2010.

Stewart D, Bowers L. Inpatient verbal aggression: content, targets and patient characteristics. *Journal of Psychiatric and Mental Health Nursing*. 2013;20:236-43.

Stewart D, Bowers L, Simpson A, Ryan C, Tziggili M. Manual restraint of adult psychiatric inpatients: a literature review. *Journal of Psychiatric and Mental Health Nursing*. 2009;16:749-57.

Stiffman AR, Dore P, Cunningham RM. Violent behavior in adolescents and young adults: a person and environment model. *Journal of Child and Family Studies*. 1996;5:487-501.

Stompe T, Bauer S, Ortwein-Swoboda G, Schanda H, Karakula H, Rudalevicienne P, et al. Delusions of guilt: the attitude of Christian and Muslim schizophrenic patients toward good and evil and the responsibility of men. *Journal of Muslim Mental Health*. 2006;1:43-56.

Stone T, McMillan M, Hazelton M. Swearing: Its prevalence in healthcare settings and impact on nursing practice. *Journal of Psychiatric and Mental Health Nursing*. 2010;17:528-34.

Stotsky BA. Relative efficacy of parenteral haloperidol and thiothixene for the emergency treatment of acutely excited and agitated patients. *Diseases of the Nervous System*. 1977:967-73.

Subramaney U, Brook S, Berk M. A prospective randomised double-blind controlled study of the efficacy of lorazepam versus clothiapine in the control of acutely behaviourally disturbed patients. *South African Medical Journal*. 1998;88:307-10.

Sukhodolsky DG, Cardona L, Martin A. Characterizing aggressive and noncompliant behaviors in a children's psychiatric inpatient setting. *Child Psychiatry and Human Development*. 2005;36:177-93.

Sutton D, Wilson M, Van Kessel K, Vanderpyl J. Optimizing arousal to manage aggression: a pilot study of sensory modulation. *International Journal of Mental Health Nursing*. 2013;22:500-11.

Swanson J, Swartz M, Elbogen E, Van Dorn R, Ferron J, Wagner H, et al. Facilitated psychiatric advance directives: a randomized trial of an intervention to foster advance treatment planning among persons with severe mental illness. *American Journal of Psychiatry*. 2006;163:1943-51.

Swanson JW. Mental disorder, substance abuse, and community violence: an epidemiological approach. In: Monahan J, Steadman H, eds. *Violence and Mental Disorder: Developments in Risk Assessment*. Chicago, IL: University of Chicago Press; 1994. p. 101-36.

Swanson JW, Swartz MS, Elbogen EB, Van Dorn RA, Wagner H, Moser LA, et al. Psychiatric advance directives and reduction of coercive crisis interventions. *Journal of Mental Health*. 2008;17:255-67.

Taylor JL, Rew L. A systematic review of the literature: workplace violence in the emergency department. *Journal of Clinical Nursing*. 2011;20:1072-85.

Taymeeyapradit U, Kuasirikul S. Comparative study of the effectiveness of zuclopenthixol acetate and haloperidol in acutely disturbed psychotic patients. *Journal of the Medical Association of Thailand*. 2002;85:1301-08.

The Design Council. *Reducing Violence And Aggression In A&E*. London: Design Council; 2011.

Thomas S, Leese M, Walsh E, McCrone P, Moran P, Burns T, et al. A comparison of statistical models in predicting violence in psychotic illness. *Comprehensive Psychiatry*. 2005;46:296-303.

Thornicroft G, Farrelly S, Szmukler G, Birchwood M, Waheed W, Flach C, et al. Clinical outcomes of Joint Crisis Plans to reduce compulsory treatment for people with psychosis: a randomised controlled trial. *Lancet*. 2013;381:1634-41.

Thornicroft G, Rose D, Kassam A, Sartorius N. Stigma: ignorance, prejudice or discrimination? *The British Journal of Psychiatry*. 2007;190:192-93.

Tompsett CJ, Domoff S, Boxer P. Prediction of restraints among youth in a psychiatric hospital: application of translational action research. *Journal of Clinical Psychology*. 2011;67:368-82.

TREC Collaborative Group. Rapid tranquillisation for agitated patients in emergency psychiatric rooms: a randomised trial of midazolam versus haloperidol plus promethazine. *BMJ*. 2003;327:708.



Tremblay RE, Nagin DS, Séguin JR, Zoccolillo M, Zelazo PD, Boivin M, et al. Physical aggression during early childhood: Trajectories and predictors. *Pediatrics*. 2004;114:e43-e50.

Tuason VB. A comparison of parenteral loxapine and haloperidol in hostile and aggressive acutely schizophrenic patients. *Journal of Clinical Psychiatry*. 1986;47:126-29.

Tversky A, Kahneman D. Judgment under uncertainty: Heuristics and biases. *Science*. 1974;185:1124-31.

Uppal G, McMurrin M. Recorded incidents in a high-secure hospital: a descriptive analysis. *Criminal Behaviour and Mental Health*. 2009;19:265-76.

Uzun Ö. Profession and society. *Journal of Nursing Scholarship*. 2003;35:81-85.

Vaaler AE, Morken G, Linaker OM. Effects of different interior decorations in the seclusion area of a psychiatric acute ward. *Nordic Journal of Psychiatry*. 2005;59:19-24.

van Der Merwe M, Bowers L, Jones J, Simpson A, Haglund K. Locked doors in acute inpatient psychiatry: A literature review. *Journal of Psychiatric and Mental Health Nursing*. 2009;16:293-99.

van Der Schaaf PS, Dusseldorp E, Keuning FM, Janssen WA, Noorthoorn EO. Impact of the physical environment of psychiatric wards on the use of seclusion. *British Journal of Psychiatry*. 2013;202:142-49.

van Dorn R, Volavka J, Johnson N. Mental disorder and violence: is there a relationship beyond substance use? *Social Psychiatry and Psychiatric Epidemiology*. 2012;47:487-503.

Vojt G, Marshall LA, Thomson LDG. The assessment of imminent inpatient aggression: A validation study of the DASA-IV in Scotland. *Journal of Forensic Psychiatry and Psychology*. 2010;21:789-800.

Völlm B, Konappa N. The dangerous and severe personality disorder experiment—Review of empirical research. *Criminal Behaviour and Mental Health*. 2012;22:165-80.

Walsh E, Buchanan A, Fahy T. Violence and schizophrenia: examining the evidence. *The British Journal of Psychiatry*. 2002;180:490-95.

Wang G, Cai Z, Wang L. A multi-centre study of risperidone treatment for acute agitation in patients with schizophrenia. *Chinese Journal of Psychiatry*. 2004;37:88-91.

Watts D, Leese M, Thomas S, Atakan Z, Wykes T. The prediction of violence in acute psychiatric units. *International Journal of Forensic Mental Health*. 2003;2:173-80.

Webster C, Martin M, Brink J, Nicholls T, Desmarais S. *Manual for the Short-Term Assessment of Risk and Treatability (START)(Version 1.1)*. Coquitlam, Canada: Forensic Psychiatric Services Commission. 2009.

Webster CD, Dourglas KS, Eaves D, Hart S. *HCR-20 Assessing Risk of Violence (Version 2)*. Burnaby: Mental Health, Law and Policy Institute & Simon Fraser University; 1997.

Webster CD, Nicholls TL, Martin ML, Desmarais SL, Brink J. Short-Term Assessment of Risk and Treatability (START): the case for a new structured professional judgment scheme. *Behavioral Sciences & the Law*. 2006;24:747-66.

Whitecross F, Seear A, Lee S. Measuring the impacts of seclusion on psychiatry inpatients and the effectiveness of a pilot single-session post-seclusion counselling intervention. *International Journal of Mental Health Nursing*. 2013;22:512-21.

Winstanley S, Whittington R. Aggression towards health care staff in a UK general hospital: variation among professions and departments. *Journal of Clinical Nursing*. 2004;13:3-10.

Wistedt B, Rasmussen A, Pedersen L, Malm U, Träskman-Bendz L, Wakelin J, et al. The development of an observer-scale for measuring social dysfunction and aggression. *Pharmacopsychiatry*. 1990;23:249-52.

Witt K, van Dorn R, Fazel S. Risk Factors for Violence in Psychosis: Systematic Review and Meta-Regression Analysis of 110 Studies. *PLoS One*. 2013;8:e55942. DOI: 10.1371/journal.pone.0055942.

Woollard M. For debate Public access defibrillation: a shocking idea? *Journal of Public Health*. 2001;23:98-102.

Wright P, Birkett M, David SR, Meehan K, Ferchland I, Alaka KJ, et al. Double-blind, placebo-controlled comparison of intramuscular olanzapine and intramuscular haloperidol in the treatment of acute agitation in schizophrenia. *American Journal of Psychiatry*. 2001;158:1149-51.

Yang M, Wong SCP, Coid J. The efficacy of violence prediction: a meta-analytic comparison of nine risk assessment tools. *Psychological Bulletin*. 2010;136:740-67.

Yang X, Wang Z, Ling Z. A randomly controlled comparison of risperidone added with intramuscular clonazepam in the treatment of excitement of schizophrenia. *Shanghai Archives of Psychiatry*. 2003;2:011.

Yao X, Li Z, Arthur D, Hu L, An FR, Cheng G. Acceptability and psychometric properties of Brøset Violence Checklist in psychiatric care settings in China. *Journal of Psychiatric and Mental Health Nursing*. 2014.

Yesavage JA. Correlates of dangerous behavior by schizophrenics in hospital. *Journal of Psychiatric Research*. 1984;18:225-31.

Yudofsky SC, Silver JM, Jackson W, Endicott J, Williams D. The Overt Aggression Scale for the objective rating of verbal and physical aggression. *The American Journal of Psychiatry*. 1986;143:35-39.

Zimbroff DL, Marcus RN, Manos G, Stock E, McQuade RD, Auby P, et al. Management of acute agitation in patients with bipolar disorder: efficacy and safety of intramuscular aripiprazole. *Journal of Clinical Psychopharmacology*. 2007;27:171-76.

# 10 ABBREVIATIONS

ABS	Aggressive Behavior Scale
ADHD	attention deficit hyperactivity disorder
AGREE	Appraisal of Guidelines for Research and Evaluation Instrument
AUC	area under the curve
BNF	British National Formulary
BRACHA	Brief Rating of Aggression by Children and Adolescents
BVC	Brøset Violence Checklist
C&R	control and restraint
CAMHS	child and adolescent mental health services
CCTV	closed-circuit television
CI	confidence interval
CINAHL	Cumulative Index to Nursing and Allied Health
DASA-IV	Dynamic Appraisal of Situational Aggression – Inpatient Version
df	degrees of freedom
EED	Economic Evaluation Database
Embase	Excerpta Medica Database
EPS	extrapyramidal symptoms
GDG	Guideline Development Group
GP	general practitioner
GRADE	Grading of Recommendations Assessment, Development and Evaluation
GRADEpro	GRADEprofiler software
HCR-20	Historical Clinical and Risk Management-20
HTA	Health Technology Assessment
IM	intramuscular
IV	intravenous
LR-	negative likelihood ratio
LR+	positive likelihood ratio
MEDLINE	Medical Literature Analysis and Retrieval System Online
n	number of participants
N	total number of participants
NCCMH	National Collaborating Centre for Mental Health
NHS	National Health Service

NICE	National Institute for Health and Care Excellence
NIMH	National Institute of Mental Health
OAS	Overt Aggression Scale
OIS	optimal information size
PANSS-EC	Positive and Negative Syndrome Scale – Excited Component
PICO	Population, Intervention, Comparison and Outcome
p.r.n.	pro re nata, as required
PsycINFO	Psychological Information Database
PubMed	National Library of Medicine’s collection database
RCT	randomised controlled trial
RQ	review question
RR	relative risk/risk ratio
SMD	standardised mean difference
SOAS-R	Staff Observation Aggression Rating Scale – Revised
SE	standard error