

End of life care for adults: service delivery

[H] Evidence review: Carer support services

NICE guideline

Evidence review

April 2019

Draft for consultation

*This evidence review was developed by
the National Guideline Centre*

Disclaimer

The recommendations in this guideline represent the view of NICE, arrived at after careful consideration of the evidence available. When exercising their judgement, professionals are expected to take this guideline fully into account, alongside the individual needs, preferences and values of their patients or service users. The recommendations in this guideline are not mandatory and the guideline does not override the responsibility of healthcare professionals to make decisions appropriate to the circumstances of the individual patient, in consultation with the patient and, where appropriate, their carer or guardian.

Local commissioners and providers have a responsibility to enable the guideline to be applied when individual health professionals and their patients or service users wish to use it. They should do so in the context of local and national priorities for funding and developing services, and in light of their duties to have due regard to the need to eliminate unlawful discrimination, to advance equality of opportunity and to reduce health inequalities. Nothing in this guideline should be interpreted in a way that would be inconsistent with compliance with those duties.

NICE guidelines cover health and care in England. Decisions on how they apply in other UK countries are made by ministers in the [Welsh Government](#), [Scottish Government](#), and [Northern Ireland Executive](#). All NICE guidance is subject to regular review and may be updated or withdrawn.

Copyright

© National Institute for Health and Care Excellence, 2017

ISBN

[add for final publication version only, delete this text for consultation version]

Contents

Carer support services	5
1.1 Review question: What are the most clinically and cost-effective support services for carers of (or those important to) people in their last year of life by health and social care professionals?	5
1.2 Introduction	5
1.3 PICO table.....	6
1.4 Clinical evidence	7
1.4.1 Included studies	7
1.4.2 Excluded studies.....	7
1.4.3 Summary of clinical studies included in the evidence review.....	8
1.5 Economic evidence	39
1.5.1 Included studies	39
1.5.2 Excluded studies.....	39
1.5.3 Summary of studies included in the economic evidence review	40
1.5.4 Unit costs	42
1.6 Resource costs	42
1.7 Evidence statements	42
1.7.1 Clinical evidence statements.....	42
1.7.2 Health economic evidence statements.....	44
1.8 Recommendations	44
1.9 Rationale and impact.....	45
1.9.1 Why the committee made the recommendations.....	45
1.9.2 The committee’s discussion of the evidence	46
1.9.3 Interpreting the evidence.....	46
1.9.4 Cost effectiveness and resource use	47
1.9.5 Other factors the committee took into account	49
Appendices.....	70
Appendix A: Review protocols	70
Appendix B: Literature search strategies	75
Appendix C: Clinical evidence selection.....	94
Appendix D: Clinical evidence tables	97
Appendix E: Forest plots.....	144
Appendix F: GRADE tables	161
Appendix G: Health economic evidence tables	181
Appendix H: Excluded studies.....	187

1 Carer support services

2 1.1 Review question: What are the most clinically and cost- 3 effective support services for carers of (or those important 4 to) people in their last year of life by health and social care 5 professionals?

6 1.2 Introduction

7 “There is a resource available around the clock and every day of the year, that can help
8 people to be cared for and die in the place that they want to be, and helps keep them out of
9 hospital, that is low-cost or free to the NHS. That resource is people. We call them carers.
10 We need to invest in supporting carers because without them the system will collapse.”
11 Abridged quote: Simon Chapman. Director. NCPCC (2013). It is estimated that in total there
12 are 6.5 million people caring in the UK at any one time and this is set to increase by 60% in
13 the next 30 years.⁴² Over a third of carers give 20 or more hours of care a week.²⁰⁵

14 Carers can be family; including children, close friends and those who are important to the
15 patient and all have a vital role in the provision of care. They need to be closely involved in
16 decision making, as they are key members of the team and are experts in the patients’ care.
17 This is particularly important if a patient is admitted to hospital and the carer may lose their
18 status. Additionally if the patient has special needs such as learning disabilities or has
19 dementia then it is extremely important that the carer continues to be closely involved.
20 Carers also have their own needs and often need practical and emotional support both
21 during the person’s life and most importantly after bereavement.

22 There are some specific issues which carers face when caring for someone approaching end
23 of life. This can include coping with emotional, social and spiritual needs and having
24 difficult conversations about the time that is left and the process of dying. Carers have to
25 cope emotionally with the person’s physical changes, understanding the effects of
26 medication which can alleviate or exacerbate symptoms. This can all be particularly
27 important where younger carers are involved. If left unsupported and stretched beyond their
28 developmental and maturity level, caring for a dying adult in childhood can lead to poor
29 mental health with lifelong implications.. Caring for people that are dying can be a positive
30 time, although emotional and sometimes painful. However, if the carer does not have
31 access to the right support at the right time there is a danger that they will become exhausted
32 unable to cope and to continue with their caring role.

33 It is frequently the carer who has to coordinate care and healthcare professionals. A
34 significant percentage of carers are older and may have pre-existing ill health and need
35 support. Increasingly there are young carers who need particular consideration and
36 appropriate support, *without which their caring role can lead to a build-up in resentment
37 which can later cause regret and create complexities in bereavement.* Carers need
38 information and access to support both in their role as carer but also for themselves. They
39 need to have information about the illness, what course it may take, what assistance they
40 can expect, what benefits they may be entitled, work related issues, and where children are
41 involved what support may be provided by the school and other organisations.

42 Carers may face significant losses during the time they are caring and need support and
43 space to discuss these feelings which may include the impending loss of a loved one, anxiety
44 over financial and legal matters, work or education related issues, not being able to
45 participate in social activities, meet colleagues, and friends. These can culminate in
46 isolation, loneliness and depression, which is, heightened once the loved one has died. If
47 the Government’s ambition for meeting people’s preferences at the end of life is to be

1 achieved we need to provide carers with the knowledge, skills and support for this
 2 demanding role. To help build resilience they need access to a range of support services
 3 that are appropriate to the need, responsive and readily available.

4 1.3 PICO table

5 For full details see the review protocol in Appendix A.

6 **Table 1: PICO characteristics of review question**

Population	<p>Carers of (or those important to) adults (aged over 18 or over) with progressive life-limiting conditions thought to be entering the last year of life.</p> <ul style="list-style-type: none"> • Includes young carers (<18 years)
Interventions	<ul style="list-style-type: none"> • Carer support services, such as for example <ul style="list-style-type: none"> ○ Carer respite services ○ Combined care for patients and carers ○ Community services ○ Psychological support ○ Support groups and education for carers ○ Information for carers (for example, information on financial or benefits support) ○ Peer support for carers ○ Health checks
Comparisons	<ul style="list-style-type: none"> • To each other • No carer support services
Outcomes	<p>CRITICAL</p> <ul style="list-style-type: none"> - Quality of life of person in their last year of life (Continuous) - Quality of life of carer of (or person important to) the person in their last year of life (Continuous) - Preferred and actual place of death (Dichotomous) - Preferred and actual place of care (Dichotomous) - Longevity of the carer (Continuous) <p>IMPORTANT</p> <ul style="list-style-type: none"> - Carer health (For example, GP visits, mental health, school/work attendance) (Continuous) - Length of hospital stay (Continuous) - Use of community services (Dichotomous) - Staff (providing care to the person in their last year of life) satisfaction (Continuous) - Patient/carer reported outcomes (satisfaction) (Continuous) - Staff satisfaction (Continuous)
Study design	<ul style="list-style-type: none"> • Systematic reviews • RCTs • Non-randomised comparative studies, including before and after studies and interrupted-time-series

1 **1.4 Clinical evidence**

2 **1.4.1 Included studies**

3 A search was conducted for studies comparing carer support services to support carers of
4 people with progressive life-limiting conditions thought to be entering their last year of life.
5 Twenty papers from eighteen studies were included in the review^{5,12,46,50,54,71,72,81,139-141,160}
6 ,164,165,174,184,188,208,227,275; these are summarised in Table 2 below. Evidence from these
7 studies is summarised in the clinical evidence summary below (Table 3). See also the study
8 selection flow chart in Appendix C, study evidence tables in Appendix D, forest plots in
9 Appendix E, and GRADE tables in Appendix F.

10 **1.4.2 Excluded studies**

11 See the excluded studies list in Appendix H.

1.4.3 Summary of clinical studies included in the evidence review

Table 2: Summary of studies included in the review

Study	Intervention and comparison	Population	Outcomes	Comments
Allen 2014 ⁵	<p>Retired senior volunteers: RSV received four-six hour intensive training on The LIFE Volunteer Interventionist Manual. The manual and accompanying workbook comprised: With the help of the RSV, in session one the patient-caregiver dyad narrowed the focus to a time period in the patient's life that could be adequately represented in one tangible project (for example, scrapbook, cookbook, audiotapes) to represent the patient's values and achievements in life. During the second session, RSVs helped the dyad work on the activity and further use problem-solving skills. During the third visit, the patient and caregiver shared their activity with the RSV, who discussed the dyad's feelings about the process, including a qualitative evaluation of the LIFE project and what the family learned when creating it.</p> <p>Support phone calls: Patients and caregivers each received three separate, structured emotional support telephone calls with research staff (mean duration = 13±6.5 minutes). Control callers asked questions of participants and then engaged in supportive conversations using empathic listening and reflection. Topics discussed included family, intergenerational ties, and important aspects of the patient's life, but structured reminiscence and the creative and therapeutic nature of legacy activities were not discussed.</p>	<p>Caregivers identified by Palliative care patients. Patients aged >55, living in the community or assisted living, had an advanced illness or combination of chronic illness, received and average of 4 hours per week of care from caregiver.</p> <p>N=45 USA</p>	<p>Quality of life of person in their last year of life (depression as QoL proxy); Quality of life of carer (depression as QoL proxy)</p>	
Badr 2015 ¹²	<p>Tailored support: Patients and caregivers in the intervention group each received their own tailored manuals and participated together in 6 weekly 60-minute telephone counselling sessions with a trained interventionist who had a master's degree in mental health</p>	<p>Patients were eligible if they had advanced lung cancer and were within 1 month of treatment initiation (any line of</p>	<p>Quality of life of person in their last year of life (depression and anxiety as QoL proxies);</p>	

Study	Intervention and comparison	Population	Outcomes	Comments
	<p>counselling. The topics were self-care, stress and coping, symptom management, effective communication, problem solving, and maintaining and enhancing relationships. For each topic, approximately half the content was the same for patients and caregivers, and half was tailored to the person's role (patient or caregiver). During sessions, the interventionist reviewed homework and manual content for that week, guided participants through in-session activities, and assigned the next week's homework to reinforce the practice of skills taught.</p> <p>Usual care: Standard oncologic care and primary palliative care for the patient from the point of the diagnosis of advanced LC. Primary palliative care is provided by the patient's medical oncologist and includes the basic management of pain and other symptoms, including depression and anxiety, as well as basic discussions about the prognosis and goals of treatment. In addition, patients may be referred to the outpatient supportive oncology practice for a specialty palliative care consultation according to need as determined by the treating oncologist. Caregivers are welcome to attend/participate but are not required to do so.</p>	<p>therapy); were spending more than 50% of their time out of bed on a daily basis, as measured by an Eastern Cooperative Oncology Group performance status ≤ 2; and, had a spouse/partner or other close family member whom they identified as their primary caregiver. In addition, both patients and caregivers had to be ≥ 18 years old; have the ability to read and understand English; and, be able to provide informed consent. N=39 USA</p>	<p>Quality of life of carer (depression, anxiety and burden as QoL proxies)</p>	
<p>Chan 2016⁴⁶</p>	<p>Psychological support: Enhanced Psychosocial support program which included education and intervention from an on-site palliative care nurse and a designated social worker. Interventions were instituted based on published information regarding families' needs in both end-stage renal disease and palliative care.</p> <p>Usual care: Standard renal care and caregivers could be referred to other allied health professionals if clinically indicated.</p>	<p>Caregivers of patients who had: chronic kidney failure as defined by creatinine clearance < 15 mL/min; opted for conservative treatment by nephrology team or patient; never treated with dialysis or transplantation and able to provide informed consent.</p>	<p>Quality of life of person in their last year of life (QoL, plus depression and anxiety as QoL proxies); Quality of life of carer (QoL, plus depression, anxiety and burden as QoL proxies)</p>	

Study	Intervention and comparison	Population	Outcomes	Comments
Chih 2014 ⁵⁰	<p>Carer support – CHESS + CR: Received access to the CHESS website, which included information, communication, and coaching resources addressing advanced cancer and caregiving needs. At initial login to CHESS and then every 7 days, caregivers and patients completed a Check-in, asking questions about their needs and patient symptoms from the modified Edmonton Symptom Assessment System (ESAS) and Eastern Cooperative Oncology Group Performance Status. They could write questions to be addressed by the clinicians in the next visit. Caregivers reported caregiving burden and preparedness. This Check-in allows users to track patient symptom status, monitoring decline or improvement. CHESS included the clinician report (CR) that summarized the information provided by patients and caregivers at Check-in and made it available online to the clinicians. Clinicians could access the CR via CHESS anytime. However, any caregiver- or patient-reported ESAS symptom rated at a threshold of 7 or higher on a 0- to 10-scale automatically generated an email alerting the clinician to review the report immediately. Clinicians also received an e-mail alert to review reports 2 days before a scheduled clinic visit, regardless of the ESAS rating.</p> <p>Carer support – CHESS only: CHESS intervention without the clinician report.</p>	<p>N=29 Hong Kong (China)</p> <p>Eligible breast cancer patients were women with metastatic, recurrent or metastatic inflammatory breast cancer, or a chest wall recurrence following mastectomy. Prostate cancer patients were eligible if they had hormone refractory or metastatic prostate cancer. Eligible lung cancer patients included those in stage IIIA, IIIB, or IV. Eligible caregivers were at least 18 years old and were identified by patients as their primary source of physical, emotional, and/or financial support.</p> <p>N=235 USA</p>	<p>Quality of life of carer (negative mood and burden as QoL proxies)</p>	<p>Depending on disease statuses, patients were receiving standard care including curative or palliative treatment.</p>
Clark 2006 ⁵⁴	<p>Patient support: Eight 90 minute sessions over 3 weeks. Participants received a manual containing written materials covered in each of the 8 sessions for review. Structured sessions began with 20 minutes of conditioning exercises conducted by a physical therapist, followed by educational information, cognitive-behavioural strategies for coping, discussion and support. Each session concluded with a</p>	<p>Carers of advanced cancer patients scheduled to undergo radiotherapy. Patients selected for a parent study due to low probability of long term</p>	<p>Quality of life of carer (QoL, plus burden as QoL proxy)</p>	<p>Patient intervention with a focus on carer QOL/carers burden</p>

Study	Intervention and comparison	Population	Outcomes	Comments
	<p>10-20 minute guided relaxation exercise.</p> <p>Usual care: Control group received standard medical care as recommended by their radiation oncologist.</p>	<p>survival. N=103 USA</p>		
<p>Dionne-Odom 2015⁷² Dionne-Odom 2016⁷¹</p>	<p>Psychological support (early): ENABLE - 3 once per week structured one-on-one telephone sessions between an advanced-practice palliative care nurse coach and caregiver guided by the 'Charting Your Course: Caregiver' guidebook addressing the CG role, problem-solving using the COPE framework, self-care, building a support team, decision-making and advance care planning, nurses followed up at least monthly by telephone until the patient died or study ended.</p> <p>Usual care/psychological support (delayed): Caregivers were able to access any of the usual support services available for the first 3 months. Received ENABLE intervention thereafter</p>	<p>Newly diagnosed patients with recurrence or progression of an advanced stage cancer, determined prognosis of 6-24 months. N=122 USA</p>	<p>Quality of life of carer (QoL, plus depression, burden and grief as QoL proxies)</p>	<p>Dionne-Odom 2015 compared ENABLE to usual care. Dionne-Odom 2016 compared early intervention of ENABLE to delayed intervention of ENABLE. Same population in both studies.</p>
<p>DuBenske 2014⁸¹</p>	<p>Carer support – CHESS: CHESS arm received password-protected access to the CHESS Coping with Lung Cancer website. CHESS was designed to be easy to use and: 1) to provide well organized lung cancer, caregiving, and bereavement information; 2) to serve as a channel for communication with and support from peers, experts, clinicians, and users' social networks; 3) to act as a coach by gathering information from users and providing feedback based on algorithms (decision rules); and 4) to provide tools (eg, a program to organize support from family and friends) to improve the caregiving experience. CHESS included a clinician report that summarized caregiver and patient ratings of the patient's health status¹⁵ and listed their questions for the next clinic visit. Clinicians received email alerts before a scheduled visit</p>	<p>Adults with non-small cell lung cancer at stage IIIA, IIIB, or IV with a clinician-perceived life expectancy of at least 4 months and a patient-identified primary caregiver willing to participate in the study. Caregiver provided instrumental, emotional, and/or financial support for the patient and were aged >18 years. N=285</p>	<p>Quality of life of carer (negative mood and burden as QoL proxies)</p>	<p>Depending on disease statuses, patients were receiving standard care including curative or palliative treatment.</p>

Study	Intervention and comparison	Population	Outcomes	Comments
	<p>and whenever a symptom rating exceeded 7 on a scale from 0 to 10.</p> <p>Usual care – internet: training on using the Internet and a list of Internet sites about lung cancer (for example, www.lungcanceralliance.org, http://cancernet.nci.nih.gov/cancertopics/types/lung, and www.lungcanceronline.org; all accessed August 1, 2008).</p>	USA		
Hudson 2005 ¹⁴¹	<p>Psycho-education: Nurse provision of information to enhance understanding of issues and provide a basis for skill acquisition, reinforcement of the role of the palliative care service, and providing strategies to involve family and friends, promoting caregivers to enhance their own physical and mental health and providing advice on relaxation strategies and providing advice on their rights.</p> <p>Usual care: Standard care from the community home based palliative care service. Included 24 hour phone advice with, if needed, emergency visits from a nurse, in addition to prescheduled home visits from nurses, social workers, medical consultants, pastoral care workers, volunteers and bereavement counsellors.</p>	Primary family caregivers of patients with advanced cancer receiving home-based palliative care. N=106 USA	Quality of life of carer (anxiety as QoL proxy)	
Hudson 2013 ¹³⁹ Hudson 2015 ¹⁴⁰	<p>Psycho-education: Logical tailored information and resources given to family caregivers to promote psychological well-being by preparing them for their role. Each caregiver was allocated a Family Caregiver Support Nurse (FCSN) who assisted the local palliative care service to assess caregiver needs, establish a care plan and provide additional caregiver support. The intervention was delivered in 4 sessions over 4 weeks.</p> <p>1 face-to-face session + 3 phone calls: n=57 2 face-to-face sessions + 2 phone calls: n=93</p>	Primary family caregivers of patients with advanced cancer receiving home-based palliative care. N=298 Australia	Quality of life of carer (general health questionnaire as QoL proxy)	Caregivers of patients with a non-malignant diagnosis or a poor functional status indicating likelihood of imminent death were excluded in order to reduce attrition

Study	Intervention and comparison	Population	Outcomes	Comments
	Usual care: Multidisciplinary specialist support for patients with advanced, non-curative disease and their families. Services included an initial assessment, scheduled home visits and access to a health care professional after hours for advice. Specific caregiver support strategies varied within services and were not always systematic or comprehensive.			
Keefe 2005 ¹⁶⁰	<p>Carer education: Partner-guided cancer pain management. Nurse educator conducted sessions with the patient and partner on coping with pain, including types of pain, treatment including relaxation training and imagery and activity pacing method, and communication with health providers. The intervention was supported by a videotape and book. Three face-to-face home sessions of 45 to 60 minutes over one to two weeks.</p> <p>Usual care: Patients received usual care through their medical outpatient or hospice programme.</p>	<p>Advanced (defined as metastatic or disseminated disease) cancer patients with disease-related pain. Life expectancy of less than six months, and had no change in planned treatment.</p> <p>N=78 USA</p>	Quality of life of person in last year of life	
Kissane 2006 ¹⁶⁴	<p>Family-Focused Grief Therapy (FFGT): Exploring family cohesion, communication of thoughts and feelings, and handling of conflict. In the process it was envisaged that the personal story of the illness and related grief would be shared. Started during palliative care and continued into bereavement. Comprised of 4 to 8 sessions of 90 minutes duration, across 9 to 18 months.</p> <p>N=53 patients, 180 family members</p> <p>Usual care: Standard care, counselling was included where needed.</p> <p>N=28 patients, 102 family members</p>	<p>Cancer patients given a prognosis of six months by treating physician, who had a living partner and one or more children more than 12 years old.</p> <p>N=363 (81 families) Australia</p>	Quality of life of carer (depression as QoL proxy)	
Kissane 2016 ¹⁶⁵	Family-Focused Grief Therapy: Families tell the story of illness. Therapists explore each family's communication,	Patients with advanced cancer with a survival	Quality of life of carer (depression and grief as	

Study	Intervention and comparison	Population	Outcomes	Comments
	<p>cohesiveness, and conflict resolution alongside family values, beliefs, roles, and expectations. 10 sessions. 10 sessions</p> <p>Family-Focused Grief Therapy: 6 sessions</p> <p>Usual care: Usual care, no more information</p>	<p>prognosis of less than 1 year (on the basis of judgment of the treating oncologist) and their relatives.</p> <p>N=620 USA</p>	<p>QoL proxies)</p>	
<p>Leow 2015¹⁷⁴</p>	<p>Care plan: One hour face-to-face session within 1 week during which caregivers watched a video clip about issues faced such as stress and ways to manage it and developed a care plan, 2 follow-up phone calls at weeks 3 and 6 during which care plans were reviewed and nurses provided support and an online social support group</p> <p>Usual care: Routine care from home hospice organizations including regular weekly-monthly visits from a home hospice nurse and psychosocial support such as counselling if required.</p>	<p>Family caregiver of a person with advanced (stage 4) cancer receiving home hospice care that has a prognosis of at least 3 months based on the estimation of the primary physician, spend at least 20 hours a week with the patient.</p> <p>N=80 Singapore</p>	<p>Quality of life of carer (QoL, plus depression and anxiety as QoL proxy); Carer satisfaction</p>	
<p>McLean 2013¹⁸⁴</p>	<p>Combined care: 8 one-hour weekly emotionally focused therapy sessions adapted for couples where one partner has metastatic cancer.</p> <p>Usual care: Standard care provided by the psychological oncology and palliative care department (social work consultations account for two thirds of the psychosocial care, of the remainder referred to psychiatry or psychology, theoretical orientation depends on the individual clinician), patients and their partners may be followed weekly, biweekly, or monthly until end of life.</p>	<p>Metastatic end-stage cancer patients, in a romantic partnership for at least 1 year, endorsing marital distress in minimally one partner, not currently in couple therapy, Karnofsky Performance Status score of at least 60</p> <p>N=42 Canada</p>	<p>Quality of life of person in their last year of life (depression and hopelessness as QoL proxies); Quality of life of carer (depression, hopelessness and burden as QoL proxies)</p>	

Study	Intervention and comparison	Population	Outcomes	Comments
McMillan 2006 ¹⁸⁸	<p>Carer respite: Supportive visits from the intervention nurse and home health aide - individual support to carers, discussing their feelings, fears and relationships with their patients, no management advice given, home health aide provided respite for the caregiver by remaining with the patient during the visits.</p> <p>Education: Caregivers taught the COPE (creativity, optimism, planning, expert information) problem solving method by the intervention nurse to assist them with assessing and managing patient symptoms, respite provided by a home health aide.</p> <p>Usual care: Standard hospice care.</p>	<p>Caregivers providing care for adult patients with advanced cancer, both consenting to participate, minimum score of 7 on the Short Portable Mental Status Questionnaire N=228 USA</p>	<p>Quality of life of carer (QoL, plus burden as QoL proxy)</p>	
Onyechi 2016 ²⁰⁸	<p>Combined care: REHCT (rational emotive hospice care therapy) - manual based on a cognitive behavioural approach including a 7-step decision making process, 10 45 minute sessions anchored on treatment strategies including cognitive restructuring, confrontation, therapeutic alliance and acceptance for patients and caregivers.</p> <p>Usual care: No carer support.</p>	<p>Terminal stage of breast, cervical, or prostate cancers, finished cancer treatment and not receiving other therapeutic treatment, having a family caregiver who is a very close relative, family caregivers available throughout the program, scores within benchmark values for problematic assumptions, death anxiety, and psychological distress. N=84 Nigeria</p>	<p>Quality of life of person in their last year of life (distress and anxiety as QoL proxies); Quality of life of carer (distress and anxiety as QoL proxies)</p>	

Study	Intervention and comparison	Population	Outcomes	Comments
Reinhardt 2014 ²²⁷	<p>Educational support: A physician and a palliative care social worker utilized a structured, face-to-face meeting with each intervention family member after observing the family member and speaking with the primary care team about his/her condition. The PCT members asked family members what they understood about dementia. The PC physician shared the assessment of the resident's condition, and the PCT discussed the family's goals of care for the resident, made recommendations of how to achieve those goals, such as putting advance directives in place and provided psychosocial support. Finally, the PCT provided family members with information about the risks and benefits of potential treatments that can be used in advance of the need to make decisions in a face-to-face meeting at the facility. The palliative care social worker contacted family members every 2 months via telephone to ascertain the family member's level of emotional comfort.</p> <p>Usual care: Received "routine care" provided to persons with dementia in this particular nursing home. Nonspecific social telephone contact was included in the comparison condition at baseline and 2-month intervals.</p>	<p>Family members of current residents with advanced dementia. Eligibility criteria for these nursing home residents included dementia diagnosis, advanced dementia (cognitive performance scale score = 4, 5, 6), English or Spanish speaking, and not currently receiving hospice care (end-of-life care options would have been reviewed). N=87 USA</p>	<p>Quality of life of carer (distress as QoL proxy); Carer satisfaction</p>	
Walsh 2007 ²⁷⁵	<p>Carer support: Needs assessment was conducted, and information and emotional support provided. Topics covered at each session were patient care, caregiver physical health needs, need for time away from the patient in the short-term and longer term, need to plan for the future, psychological health, relationships and social networks, contact with health and social services providers and their personal finance.</p> <p>Usual care: Specialist palliative care provided by a team of clinical nurse specialists who had specialist medical</p>	<p>People providing informal care to newly referred patients in participating specialist palliative care teams. N=271 UK</p>	<p>Quality of life of carer</p>	<p>Median time to death from baseline: 12 weeks; range: 1-40 weeks.</p>

Study	Intervention and comparison	Population	Outcomes	Comments
	support. It also sometimes involved social work support. Patients were assisted with control of pain and other physical symptoms as well as with social, psychological, emotional and spiritual issues.			

See Appendix F for full GRADE tables.

Table 3: Clinical evidence summary:RSV compared to Telephone emotional support for palliative care

Outcomes	No of Participants (studies) Follow up	Quality of the evidence (GRADE)	Relative effect (95% CI)	Anticipated absolute effects	
				Risk with Telephone emotional support	Risk difference with RSV (95% CI)
QoL: Depression (CESD) Scale from: 0 to 60.	28 (1 study) 20 weeks	⊕⊕⊖⊖ LOW ^{a,b} due to risk of bias, imprecision		The mean QoL: depression (CESD) in the control groups was 13.5	The mean QoL: depression (CESD) in the intervention groups was 4.9 higher (2.72 lower to 12.52 higher)
Carer QoL: Depression (CESD) Scale from: 0 to 60.	28 (1 study) 20 weeks	⊕⊕⊖⊖ LOW ^{a,b} due to risk of bias, imprecision		The mean carer QoL: depression (CESD) in the control groups was 8.17	The mean carer QoL: depression (CESD) in the intervention groups was 6.73 higher (2.14 lower to 15.6 higher)
<p>^a Downgraded by 1 increment if the majority of the evidence was at high risk of bias, and downgraded by 2 increments if the majority of the evidence was at very high risk of bias</p> <p>^b Downgraded by 1 increment if the confidence interval crossed one MID or by 2 increments if the confidence interval crossed both MIDs</p>					

Table 4: Clinical evidence summary: Tailored support compared to Usual care for palliative care

Outcomes	No of Participants (studies) Follow up	Quality of the evidence (GRADE)	Relative effect (95% CI)	Anticipated absolute effects	
				Risk with Usual care	Risk difference with Tailored support (95% CI)
QoL: Depression (PROMIS) Scale from: 6 to 30.	39 (1 study) 8 weeks	⊕⊕⊖⊖ LOW ^{a,b} due to risk of bias, imprecision		The mean QoL: depression (PROMIS) in the control groups was 16	The mean QoL: depression (PROMIS) in the intervention groups was 4.35 lower (7.4 to 1.3 lower)
QoL: Anxiety (PROMIS) Scale from: 6 to 30.	39 (1 study) 8 weeks	⊕⊕⊖⊖ LOW ^{a,b} due to risk of bias, imprecision		The mean QoL: anxiety (PROMIS) in the control groups was 14.84	The mean QoL: anxiety (PROMIS) in the intervention groups was 2.49 lower (5.46 lower to 0.48 higher)
Carer QoL: Depression	39	⊕⊕⊖⊖		The mean carer QoL: depression	The mean carer QoL: depression

Outcomes	No of Participants (studies) Follow up	Quality of the evidence (GRADE)	Relative effect (95% CI)	Anticipated absolute effects	
				Risk with Usual care	Risk difference with Tailored support (95% CI)
(PROMIS) Scale from: 6 to 30.	(1 study) 8 weeks	LOW ^{a,b} due to risk of bias, imprecision		(PROMIS) in the control groups was 16.53	(PROMIS) in the intervention groups was 5.03 lower (7.86 to 2.2 lower)
Carer QoL: Anxiety (PROMIS) Scale from: 6 to 30.	39 (1 study) 8 weeks	⊕⊕⊕⊖ LOW ^{a,b} due to risk of bias, imprecision		The mean carer QoL: anxiety (PROMIS) in the control groups was 17.16	The mean carer QoL: anxiety (PROMIS) in the intervention groups was 5.06 lower (7.96 to 2.16 lower)
Carer QoL: Burden (ZBI) Scale from: 0 to 48.	39 (1 study) 8 weeks	⊕⊕⊕⊖ LOW ^{a,b} due to risk of bias, imprecision		The mean carer QoL: burden in the control groups was 28.16	The mean carer QoL: burden in the intervention groups was 3.46 lower (7.11 lower to 0.19 higher)
<p>^a Downgraded by 1 increment if the majority of the evidence was at high risk of bias, and downgraded by 2 increments if the majority of the evidence was at very high risk of bias</p> <p>^b Downgraded by 1 increment if the confidence interval crossed one MID or by 2 increments if the confidence interval crossed both MIDs</p>					

Table 5: Clinical evidence summary: Psychosocial support compared to Usual care for palliative care

Outcomes	No of Participants (studies) Follow up	Quality of the evidence (GRADE)	Relative effect (95% CI)	Anticipated absolute effects	
				Risk with Usual care	Risk difference with Psychosocial support (95% CI)
Quality of life (MQOL) Scale from: 0 to 10.	25 (1 study) 1 months	⊕⊕⊕⊖ LOW ^a due to risk of bias, imprecision		The mean quality of life (MQOL) in the control groups was 7.7	The mean quality of life (MQOL) in the intervention groups was 0.7 higher (0.52 lower to 1.92 higher)
Quality of life (MQOL) Scale from: 0 to 10.	16 (1 study) 3 months	⊕⊕⊕⊖ LOW ^{a,b} due to risk of bias, imprecision		The mean quality of life (MQOL) in the control groups was 6.6	The mean quality of life (MQOL) in the intervention groups was 0.8 higher (0.6 lower to 2.2 higher)
Quality of life (MQOL)	9	⊕⊕⊕⊖		The mean quality of life (MQOL) in	The mean quality of life (MQOL) in the

Outcomes	No of Participants (studies) Follow up	Quality of the evidence (GRADE)	Relative effect (95% CI)	Anticipated absolute effects	
				Risk with Usual care	Risk difference with Psychosocial support (95% CI)
Scale from: 0 to 10.	(1 study) 6 months	LOW ^{a,b} due to risk of bias, imprecision		the control groups was 1.1	intervention groups was 0.9 higher (0.47 lower to 2.27 higher)
QoL: Anxiety (HADS) Scale from: 0 to 21.	25 (1 study) 1 months	⊕⊕⊖⊖ LOW ^{a,b} due to risk of bias, imprecision		The mean QoL: anxiety (HADS) in the control groups was 10.1	The mean QoL: anxiety (HADS) in the intervention groups was 3 lower (4.61 to 1.39 lower)
QoL: Anxiety (HADS) Scale from: 0 to 21.	16 (1 study) 3 months	⊕⊕⊖⊖ LOW ^{a,b} due to risk of bias, imprecision		The mean QoL: anxiety (HADS) in the control groups was 11	The mean QoL: anxiety (HADS) in the intervention groups was 4.5 lower (8.29 to 0.71 lower)
QoL: Anxiety (HADS)	9 (1 study) 6 months	⊕⊕⊖⊖ LOW ^{a,b} due to risk of bias, imprecision		The mean QoL: anxiety (HADS) in the control groups was 10.6	The mean QoL: anxiety (HADS) in the intervention groups was 2.1 lower (4.54 lower to 0.34 higher)
QoL: Depression (HADS) Scale from: 0 to 21.	25 (1 study) 1 months	⊕⊕⊖⊖ LOW ^{a,b} due to risk of bias, imprecision		The mean QoL: depression (HADS) in the control groups was 5.9	The mean QoL: depression (HADS) in the intervention groups was 1.5 lower (3.99 lower to 0.99 higher)
QoL: Depression (HADS) Scale from: 0 to 21.	16 (1 study) 3 months	⊕⊕⊖⊖ LOW ^{a,b} due to risk of bias, imprecision		The mean QoL: depression (HADS) in the control groups was 6.7	The mean QoL: depression (HADS) in the intervention groups was 2.9 lower (6.19 lower to 0.39 higher)
QoL: Depression (HADS) Scale from: 0 to 21.	9 (1 study) 6 months	⊕⊕⊖⊖ LOW ^{a,b} due to risk of bias, imprecision		The mean QoL: depression (HADS) in the control groups was 7.4	The mean QoL: depression (HADS) in the intervention groups was 2.9 lower (6.12 lower to 0.32 higher)
Carer QoL: Burden (ZBI) Scale from: 0 to 88.	25 (1 study) 1 months	⊕⊕⊖⊖ LOW ^{a,b} due to risk of		The mean carer QoL: burden (ZBI) in the control groups was 31.6	The mean carer QoL: burden (ZBI) in the intervention groups was 9.6 lower (15.86 to 3.34 lower)

Outcomes	No of Participants (studies) Follow up	Quality of the evidence (GRADE)	Relative effect (95% CI)	Anticipated absolute effects	
				Risk with Usual care	Risk difference with Psychosocial support (95% CI)
		bias, imprecision			
Carer QoL: Burden (ZBI) Scale from: 0 to 88.	16 (1 study) 3 months	⊕⊕⊕⊖ MODERATE ^b due to risk of bias		The mean carer QoL: burden (ZBI) in the control groups was 33.4	The mean carer QoL: burden (ZBI) in the intervention groups was 12.1 lower (18.87 to 5.33 lower)
Carer QoL: burden (ZBI) Scale from: 0 to 88.	9 (1 study) 6 months	⊕⊕⊖⊖ LOW ^{a,b} due to risk of bias, imprecision		The mean carer QoL: burden (ZBI) in the control groups was 31.6	The mean carer QoL: burden (ZBI) in the intervention groups was 7.3 lower (16.13 lower to 1.53 higher)

^a Downgraded by 1 increment if the confidence interval crossed one MID or by 2 increments if the confidence interval crossed both MIDs
^b Downgraded by 1 increment if the majority of the evidence was at high risk of bias, and downgraded by 2 increments if the majority of the evidence was at very high risk of bias

Table 6: Clinical evidence summary: CHES + CR compared to CHES for palliative care

Outcomes	No of Participants (studies) Follow up	Quality of the evidence (GRADE)	Relative effect (95% CI)	Anticipated absolute effects	
				Risk with CHES	Risk difference with CHES + CR (95% CI)
Carer QoL: Burden (CBI - physical burden) Scale from: 0 to 4.	119 (1 study) 6 months	⊕⊕⊕⊖ MODERATE ^a due to risk of bias		The mean carer QoL: burden in the control groups was 1.22	The mean carer QoL: burden in the intervention groups was 0 higher (0.24 lower to 0.24 higher)
Carer QoL: Burden (CBI - physical burden) Scale from: 0 to 4.	92 (1 study) 12 months	⊕⊕⊖⊖ LOW ^{a,b} due to risk of bias, imprecision		The mean carer QoL: burden in the control groups was 1.22	The mean carer QoL: burden in the intervention groups was 0.05 higher (0.2 lower to 0.3 higher)
Carer QoL: Negative mood (SV-POMS) Scale from: 0 to 4.	115 (1 study) 6 months	⊕⊕⊖⊖ LOW ^{a,b} due to risk of bias, imprecision		The mean carer QoL: negative mood in the control groups was 0.88	The mean carer QoL: negative mood in the intervention groups was 0.26 lower (0.45 to 0.07 lower)

Outcomes	No of Participants (studies) Follow up	Quality of the evidence (GRADE)	Relative effect (95% CI)	Anticipated absolute effects	
				Risk with CHES	Risk difference with CHES + CR (95% CI)
Carer QoL: Negative mood (SV-POMS) Scale from: 0 to 4.	90 (1 study) 12 months	⊕⊕⊖⊖ LOW ^{a,b} due to risk of bias, imprecision		The mean carer QoL: negative mood in the control groups was 0.93	The mean carer QoL: negative mood in the intervention groups was 0.32 lower (0.54 to 0.1 lower)
^a Downgraded by 1 increment if the majority of the evidence was at high risk of bias, and downgraded by 2 increments if the majority of the evidence was at very high risk of bias ^b Downgraded by 1 increment if the confidence interval crossed one MID or by 2 increments if the confidence interval crossed both MIDs					

Table 7: Clinical evidence summary: Patient support compared to Usual care for palliative care

Outcomes	No of Participants (studies) Follow up	Quality of the evidence (GRADE)	Relative effect (95% CI)	Anticipated absolute effects	
				Risk with Usual care	Risk difference with Patient support (95% CI)
Carer quality of life (LASA) Scale from: 0 to 100.	78 (1 study) 4 weeks	⊕⊖⊖⊖ VERY LOW ^{a,b,c} due to risk of bias, indirectness, imprecision		The mean carer quality of life (LASA) in the control groups was 75.9	The mean carer quality of life (LASA) in the intervention groups was 1.5 higher (5.72 lower to 8.72 higher)
Carer quality of life (LASA) Scale from: 0 to 100.	81 (1 study) 8 weeks	⊕⊖⊖⊖ VERY LOW ^{a,b,c} due to risk of bias, indirectness, imprecision		The mean carer quality of life (LASA) in the control groups was 76.3	The mean carer quality of life (LASA) in the intervention groups was 1.3 higher (6.72 lower to 9.32 higher)
Carer quality of life (LASA) Scale from: 0 to 100.	72 (1 study) 27 weeks	⊕⊕⊖⊖ LOW ^{a,b,c} due to risk of bias, indirectness, imprecision		The mean carer quality of life (LASA) in the control groups was 78.9	The mean carer quality of life (LASA) in the intervention groups was 6.7 lower (14.67 lower to 1.27 higher)

Outcomes	No of Participants (studies) Follow up	Quality of the evidence (GRADE)	Relative effect (95% CI)	Anticipated absolute effects	
				Risk with Usual care	Risk difference with Patient support (95% CI)
Carer QoL: Burden (ZBI) Scale from: 0 to 100.	78 (1 study) 4 weeks	⊕⊕⊕⊕ VERY LOW ^{a,b,c} due to risk of bias, indirectness, imprecision		The mean carer QoL: burden in the control groups was 76.2	The mean carer QoL: burden in the intervention groups was 0.7 higher (5.14 lower to 6.54 higher)
Carer QoL: Burden (ZBI) Scale from: 0 to 100.	81 (1 study) 8 weeks	⊕⊕⊕⊕ VERY LOW ^{a,b,c} due to risk of bias, indirectness, imprecision		The mean carer QoL: burden in the control groups was 75.8	The mean carer QoL: burden in the intervention groups was 0.7 lower (6.39 lower to 4.99 higher)
Carer QoL: Burden (ZBI) Scale from: 0 to 100.	72 (1 study) 27 weeks	⊕⊕⊕⊕ VERY LOW ^{a,b,c} due to risk of bias, indirectness, imprecision		The mean carer QoL: burden in the control groups was 77.7	The mean carer QoL: burden in the intervention groups was 2.1 lower (8.74 lower to 4.54 higher)

^a Downgraded by 1 increment if the majority of the evidence was at high risk of bias, and downgraded by 2 increments if the majority of the evidence was at very high risk of bias
^b Downgraded by 1 increment because the majority of the evidence had indirect population
^c Downgraded by 1 increment if the confidence interval crossed one MID or by 2 increments if the confidence interval crossed both MIDs

Table 8: Clinical evidence summary: Psychological support compared to Usual care for palliative care

Outcomes	No of Participants (studies) Follow up	Quality of the evidence (GRADE)	Relative effect (95% CI)	Anticipated absolute effects	
				Risk with Usual care	Risk difference with Psychological support (95% CI)
Carer quality of life (CQOL-C) Scale from: 0 to 140.	69 (1 study) 3 months	⊕⊕⊕⊕ VERY LOW ^{a,b} due to risk of bias, imprecision		Reported as mean difference	The mean carer quality of life (CQOL-CQoL) in the intervention groups was 2 lower (6.51 lower to 2.51 higher)

Outcomes	No of Participants (studies) Follow up	Quality of the evidence (GRADE)	Relative effect (95% CI)	Anticipated absolute effects	
				Risk with Usual care	Risk difference with Psychological support (95% CI)
Carer QoL: Depression (CESD) Scale from: 0 to 60.	69 (1 study) 3 months	⊕⊕⊕⊕ VERY LOW ^{a,b} due to risk of bias, imprecision		Reported as mean difference	The mean carer QoL: depression (CQOL-C) in the intervention groups was 3.4 lower (6.34 to 0.46 lower)
Carer QoL: Burden (MBCB - objective subscale) Scale from: 6 to 30.	69 (1 study) 3 months	⊕⊕⊕⊕ VERY LOW ^{a,b} due to risk of bias, imprecision		Reported as mean difference	The mean carer QoL: burden (objective subscale) in the intervention groups was 0.3 higher (1.07 lower to 1.67 higher)
Carer QoL: Burden (MBCB - demand subscale) Scale from: 4 to 20.	69 (1 study) 3 months	⊕⊕⊕⊕ LOW ^a due to risk of bias		Reported as mean difference	The mean carer QoL: burden (demand subscale) in the intervention groups was 0 higher (1.37 lower to 1.37 higher)
Carer QoL: Burden (MBCB - stress subscale) Scale from: 4 to 20.	69 (1 study) 3 months	⊕⊕⊕⊕ VERY LOW ^{a,b} due to risk of bias, imprecision		Reported as mean difference	The mean carer QoL: burden (stress subscale) in the intervention groups was 0.5 lower (1.48 lower to 0.48 higher)
^a Downgraded by 1 increment if the majority of the evidence was at high risk of bias, and downgraded by 2 increments if the majority of the evidence was at very high risk of bias ^b Downgraded by 1 increment if the confidence interval crossed one MID or by 2 increments if the confidence interval crossed both MIDs					

Table 9: Clinical evidence summary: Psychological support (early) compared Psychological support (delayed) for palliative care

Outcomes	No of Participants (studies) Follow up	Quality of the evidence (GRADE)	Relative effect (95% CI)	Anticipated absolute effects	
				Risk with ENABLE (delayed)	Risk difference with ENABLE (early) (95% CI)
Carer QoL: Depression (CESD) Scale from: 0 to 60.	44 (1 study)	⊕⊕⊕⊕ LOW ^{a,b} due to risk of bias, imprecision		The mean change in carer QoL: depression (CESD) in the control groups was 2.6	The mean carer QoL: depression (CESD) in the intervention groups was 0.8 higher (5.58 lower to 7.18 higher)
Carer QoL: Grief (PG13)	44	⊕⊕⊕⊕		The mean carer QoL: grief (PG13) in	The mean carer QoL: grief (PG13) in the

Outcomes	No of Participants (studies) Follow up	Quality of the evidence (GRADE)	Relative effect (95% CI)	Anticipated absolute effects	
				Risk with ENABLE (delayed)	Risk difference with ENABLE (early) (95% CI)
Scale from: 0 to 52.	(1 study)	LOW ^{a,b} due to risk of bias, imprecision		the control groups was 24.9	intervention groups was 2.2 lower (5.69 lower to 1.29 higher)

^a Downgraded by 1 increment if the majority of the evidence was at high risk of bias, and downgraded by 2 increments if the majority of the evidence was at very high risk of bias
^b Downgraded by 1 increment if the majority of the evidence was at high risk of bias, and downgraded by 2 increments if the majority of the evidence was at very high risk of bias

Table 10: Clinical evidence summary: CHES compared to Usual care for palliative care

Outcomes	No of Participants (studies) Follow up	Quality of the evidence (GRADE)	Relative effect (95% CI)	Anticipated absolute effects	
				Risk with Usual care	Risk difference with CHES (95% CI)
Carer QoL: Burden (CQOL-C – burden subscale) Scale from: 0 to 40.	122 (1 study) 2 months	⊕⊕⊖⊖ LOW ^{a,b} due to risk of bias, imprecision		The mean carer QoL: burden in the control groups was 18.91	The mean carer QoL: burden in the intervention groups was 2.76 lower (5.94 lower to 0.42 higher)
Carer QoL: Burden (CQOL-C – burden subscale) Scale from: 0 to 40.	111 (1 study) 4 months	⊕⊕⊖⊖ LOW ^{a,b} due to risk of bias, imprecision		The mean carer QoL: burden in the control groups was 17.36	The mean carer QoL: burden in the intervention groups was 1.49 lower (4.87 lower to 1.89 higher)
Carer QoL: Burden (CQOL-C – burden subscale) Scale from: 0 to 40.	95 (1 study) 6 months	⊕⊕⊖⊖ LOW ^{a,b} due to risk of bias, imprecision		The mean carer QoL: burden in the control groups was 18.03	The mean carer QoL: burden in the intervention groups was 4.89 lower (8.63 to 1.15 lower)
Carer QoL: Burden (CQOL-C – burden subscale) Scale from: 0 to 40.	82 (1 study) 8 months	⊕⊕⊖⊖ LOW ^{a,b} due to risk of bias, imprecision		The mean carer QoL: burden in the control groups was 17.22	The mean carer QoL: burden in the intervention groups was 0.88 lower (4.6 lower to 2.84 higher)

Outcomes	No of Participants (studies) Follow up	Quality of the evidence (GRADE)	Relative effect (95% CI)	Anticipated absolute effects	
				Risk with Usual care	Risk difference with CHES (95% CI)
Carer QoL: Negative mood (SV-POMS) Scale from: 0 to 4.	123 (1 study) 2 months	⊕⊕⊕⊖ MODERATE ^a due to risk of bias		The mean carer QoL: negative mood in the control groups was 0.96	The mean carer QoL: negative mood in the intervention groups was 0.04 lower (0.33 lower to 0.25 higher)
Carer QoL: Negative mood (SV-POMS) Scale from: 0 to 4.	113 (1 study) 4 months	⊕⊕⊕⊖ MODERATE ^a due to risk of bias		The mean carer QoL: negative mood in the control groups was 0.95	The mean carer QoL: negative mood in the intervention groups was 0.07 lower (0.37 lower to 0.23 higher)
Carer QoL: Negative mood (SV-POMS) Scale from: 0 to 4.	97 (1 study) 6 months	⊕⊕⊖⊖ LOW ^{a,b} due to risk of bias, imprecision		The mean carer QoL: negative mood in the control groups was 1	The mean carer QoL: negative mood in the intervention groups was 0.35 lower (0.66 to 0.04 lower)
Carer QoL: Negative mood (SV-POMS) Scale from: 0 to 4.	83 (1 study) 8 months	⊕⊕⊖⊖ LOW ^{a,b} due to risk of bias, imprecision		The mean carer QoL: negative mood in the control groups was 0.85	The mean carer QoL: negative mood in the intervention groups was 0.07 higher (0.29 lower to 0.43 higher)

^a Downgraded by 1 increment if the majority of the evidence was at high risk of bias, and downgraded by 2 increments if the majority of the evidence was at very high risk of bias
^b Downgraded by 1 increment if the confidence interval crossed one MID or by 2 increments if the confidence interval crossed both MIDs

Table 11: Clinical evidence summary: Psycho-educational intervention compared to Usual care for palliative care

Outcomes	No of Participants (studies) Follow up	Quality of the evidence (GRADE)	Relative effect (95% CI)	Anticipated absolute effects	
				Risk with Usual care	Risk difference with Psycho-educational (95% CI)
Carer QoL: Anxiety (HADS) at 4 weeks post intervention Scale from: 0 to 21.	75 (1 study) 4 weeks	⊕⊖⊖⊖ VERY LOW ^{a,b} due to risk of bias, imprecision		The mean carer QoL: anxiety (HADS) at 4 weeks post intervention in the control groups was 8.06	The mean carer QoL: anxiety (HADS) at 4 weeks post intervention in the intervention groups was 0.3 lower (2.01 lower to 1.41 higher)
Carer QoL: Anxiety (HADS) at 8	45	⊕⊖⊖⊖		The mean carer QoL: anxiety	The mean carer QoL: anxiety (HADS)

Outcomes	No of Participants (studies) Follow up	Quality of the evidence (GRADE)	Relative effect (95% CI)	Anticipated absolute effects	
				Risk with Usual care	Risk difference with Psycho-educational (95% CI)
weeks post patient death Scale from: 0 to 21.	(1 study) 8 weeks	VERY LOW ^{a,b} due to risk of bias, imprecision		(HADS) at 8 weeks post patient death in the control groups was 6.76	at 8 weeks post patient death in the intervention groups was 0.2 higher (2.09 lower to 2.49 higher)
^a Downgraded by 1 increment if the majority of the evidence was at high risk of bias, and downgraded by 2 increments if the majority of the evidence was at very high risk of bias ^b Downgraded by 1 increment if the confidence interval crossed one MID or by 2 increments if the confidence interval crossed both MIDs					

Table 12: Clinical evidence summary: Psycho-educational: 2 visits compared to Psycho-educational: 1 visit for palliative care

Outcomes	No of Participants (studies) Follow up	Quality of the evidence (GRADE)	Relative effect (95% CI)	Anticipated absolute effects	
				Risk with Psycho-educational: 1 visit	Risk difference with Psycho-educational: 2 visits (95% CI)
Carer QoL: General Health Questionnaire (GHQ)	80 (1 study) 1 weeks	⊕⊕⊖⊖ LOW ^a due to risk of bias		The mean carer QoL: general health questionnaire (GHQ) in the control groups was 3.56	The mean carer QoL: general health questionnaire (GHQ) in the intervention groups was 0.08 higher (0.46 lower to 0.62 higher)
Carer QoL: General Health Questionnaire (GHQ)	84 (1 study) 26 weeks	⊕⊕⊖⊖ LOW ^{a,b} due to risk of bias, imprecision		The mean change in carer QoL: general health questionnaire (GHQ) in the control groups was -0.15	The mean change in carer QoL: general health questionnaire (GHQ) in the intervention groups was 0.32 higher (0.05 lower to 0.69 higher)
^a Downgraded by 1 increment if the majority of the evidence was at high risk of bias, and downgraded by 2 increments if the majority of the evidence was at very high risk of bias ^b Downgraded by 1 increment if the confidence interval crossed one MID or by 2 increments if the confidence interval crossed both MIDs					

Table 13: Clinical evidence summary: Psycho-educational: 2 visits compared to Usual care for palliative care

Outcomes	No of Participants (studies) Follow up	Quality of the evidence (GRADE)	Relative effect (95% CI)	Anticipated absolute effects	
				Risk with Usual care	Risk difference with Psycho-educational: 2 visits (95% CI)
Carer QoL: General Health Questionnaire (GHQ)	132 (1 study) 1 weeks	⊕⊕⊕⊖ LOW ^a due to risk of bias		The mean carer QoL: general health questionnaire (GHQ) in the control groups was 3.73	The mean carer QoL: general health questionnaire (GHQ) in the intervention groups was 0.09 lower (0.76 lower to 0.58 higher)
Carer QoL: General Health Questionnaire (GHQ)	129 (1 study) 26 weeks	⊕⊕⊕⊖ MODERATE ^a due to risk of bias		The mean change in carer QoL: general health questionnaire (GHQ) in the control groups was 0.28	The mean carer QoL: general health questionnaire (GHQ) in the intervention groups was 0.11 lower (0.39 lower to 0.17 higher)

^a Downgraded by 1 increment if the majority of the evidence was at high risk of bias, and downgraded by 2 increments if the majority of the evidence was at very high risk of bias

Table 14: Clinical evidence summary: Psycho-educational: 1 visit compared to Usual care for palliative care

Outcomes	No of Participants (studies) Follow up	Quality of the evidence (GRADE)	Relative effect (95% CI)	Anticipated absolute effects	
				Risk with Usual care	Risk difference with Psycho-educational: 1 visit (95% CI)
Carer QoL: General Health Questionnaire (GHQ)	110 (1 study) 1 weeks	⊕⊕⊕⊖ LOW ^a due to risk of bias		The mean change in carer QoL: general health questionnaire (GHQ) in the control groups was 3.73	The mean carer QoL: general health questionnaire (GHQ) in the intervention groups was 0.17 lower (0.8 lower to 0.46 higher)
Carer QoL: General Health Questionnaire (GHQ)	107 (1 study) 26 weeks	⊕⊕⊕⊖ LOW ^{a,b} due to risk of bias, imprecision		The mean carer QoL: general health questionnaire (GHQ) in the control groups was 0.28	The mean carer QoL: general health questionnaire (GHQ) in the intervention groups was 0.43 lower (0.78 to 0.08 lower)

^a Downgraded by 1 increment if the majority of the evidence was at high risk of bias, and downgraded by 2 increments if the majority of the evidence was at very high risk of bias

Outcomes	No of Participants (studies) Follow up	Quality of the evidence (GRADE)	Relative effect (95% CI)	Anticipated absolute effects	
				Risk with Usual care	Risk difference with Psycho-educational: 1 visit (95% CI)

^b Downgraded by 1 increment if the confidence interval crossed one MID or by 2 increments if the confidence interval crossed both MIDs

Table 15: Clinical evidence summary: Pain management education compared to usual care for palliative care

Outcomes	No of Participants (studies) Follow up	Quality of the evidence (GRADE)	Relative effect (95% CI)	Anticipated absolute effects	
				Risk with Usual care	Risk difference with Pain management education (95% CI)
Patient QoL: FACT-G - physical Scale from: 0 to 5.	56 (1 study) 6 days	⊕⊕⊖⊖ LOW ^{a,b} due to risk of bias, imprecision		The mean patient QoL: FACT-G - QoLphysical in the control groups was 2.08	The mean patient QoL: FACT-G QoL-physical in the intervention groups was 0.06 lower (0.45 lower to 0.33 higher)
Patient QoL: FACT-G - social Scale from: 0 to 5.	56 (1 study) 6 days	⊕⊕⊖⊖ LOW ^{a,b} due to risk of bias, imprecision		The mean patient QoL: FACT-G QoL- social in the control groups was 3.33	The mean patient QoL: FACT-G QoL-social in the intervention groups was 0.22 higher (0.05 lower to 0.49 higher)

^a Downgraded by 1 increment if the majority of the evidence was at high risk of bias, and downgraded by 2 increments if the majority of the evidence was at very high risk of bias

^b Downgraded by 1 increment if the confidence interval crossed one MID or by 2 increments if the confidence interval crossed both MIDs

Table 16: Clinical evidence summary: Psychological support: grief therapy compared to Usual care for palliative care

Outcomes	No of Participants (studies) Follow up	Quality of the evidence (GRADE)	Relative effect (95% CI)	Anticipated absolute effects	
				Risk with Usual care	Risk difference with Psychological support: Grief Therapy (95% CI)
Carer QoL: Depression (BDI) at 6 months Scale from: 0 to 63.	248 (1 study) 13 months	⊕⊕⊖⊖ LOW ^a due to risk of bias		The mean carer QoL: depression (BDI) at 6 months in the control groups was 4.21	The mean carer QoL: depression (BDI) at 6 months in the intervention groups was 0.61 lower (1.77 lower to 0.55 higher)

Outcomes	No of Participants (studies) Follow up	Quality of the evidence (GRADE)	Relative effect (95% CI)	Anticipated absolute effects	
				Risk with Usual care	Risk difference with Psychological support: Grief Therapy (95% CI)
Carer QoL: Depression (BDI) at 13 months Scale from: 0 to 63.	231 (1 study) 13 months	⊕⊕⊖⊖ LOW ^a due to risk of bias		The mean carer QoL: depression (BDI) at 13 months in the control groups was -0.1	The mean carer QoL: depression (BDI) at 13 months in the intervention groups was 0.26 lower (1.44 lower to 0.92 higher)

^a Downgraded by 1 increment if the majority of the evidence was at high risk of bias, and downgraded by 2 increments if the majority of the evidence was at very high risk of bias

Table 17: Clinical evidence summary: Psychological support: 10 sessions versus Psychological support: 6 sessions for palliative care

Outcomes	No of Participants (studies) Follow up	Quality of the evidence (GRADE)	Relative effect (95% CI)	Anticipated absolute effects	
				Risk with Psychological support: 6 sessions	Risk difference with Psychological support: 10 sessions (95% CI)
Carer QoL: Depression (BDI-II) Scale from: 0 to 63.	243 (1 study) 6 months	⊕⊕⊖⊖ LOW ^a due to risk of bias		The mean Carer QoL: Depression (BDI-II)QoL in the control groups was 10.71	The mean Carer QoL: Depression (BDI-II) QoLin the intervention groups was 0.87 lower (2.93 lower to 1.19 higher)
Carer QoL: Depression (BDI-II) Scale from: 0 to 63.	288 (1 study) 13 months	⊕⊕⊖⊖ LOW ^a due to risk of bias		The mean carer Carer QoL: Depression (BDI-II)QoLin the control groups was 10.69	The mean Carer QoL: Depression (BDI-II)QoL in the intervention groups was 2.24 lower (4.28 to 0.2 lower)
Carer QoL: Grief (CGI) Scale from: 0 to 52.	243 (1 study) 6 months	⊕⊕⊖⊖ LOW ^a due to risk of bias		The mean Carer QoL: Grief (CGI)QoL in the control groups was 20.14	The mean Carer QoL: Grief (CGI)QoL in the intervention groups was 0.62 lower (2.52 lower to 1.28 higher)
Carer QoL: Grief (CGI) Scale from: 0 to 52.	288 (1 study) 13 months	⊕⊕⊖⊖ LOW ^a due to risk of bias		The mean Carer QoL: Grief (CGI)QoL in the control groups was 19.85	The mean Carer QoL: Grief (CGI)QoL in the intervention groups was 1.59 lower (3.21 lower to 0.03 higher)

Outcomes	No of Participants (studies) Follow up	Quality of the evidence (GRADE)	Relative effect (95% CI)	Anticipated absolute effects	
				Risk with Psychological support: 6 sessions	Risk difference with Psychological support: 10 sessions (95% CI)
^a Downgraded by 1 increment if the majority of the evidence was at high risk of bias, and downgraded by 2 increments if the majority of the evidence was at very high risk of bias					

Table 18: Clinical evidence summary: Psychological support: 10 sessions versus Usual care for palliative care

Outcomes	No of Participants (studies) Follow up	Quality of the evidence (GRADE)	Relative effect (95% CI)	Anticipated absolute effects	
				Risk with Usual care	Risk difference with Psychological support: 10 sessions (95% CI)
Carer QoL: Depression (BDI-II) Scale from: 0 to 63.	203 (1 study) 6 months	⊕⊕⊖⊖ LOW ^a due to risk of bias		The mean carer Carer QoL: Depression (BDI-II)QoL in the control groups was 11.83	The mean Carer QoL: Depression (BDI-II)QoL in the intervention groups was 1.99 lower (4.73 lower to 0.75 higher)
Carer QoL: Depression (BDI-II) Scale from: 0 to 63.	245 (1 study) 13 months	⊕⊕⊖⊖ LOW ^a due to risk of bias		The mean Carer QoL: Depression (BDI-II)QoL in the control groups was 9.93	The mean Carer QoL: Depression (BDI-II)QoL in the intervention groups was 1.48 lower (3.75 lower to 0.79 higher)
Carer QoL: Grief (CGI) Scale from: 0 to 52.	203 (1 study) 6 months	⊕⊕⊖⊖ LOW ^a due to risk of bias		The mean Carer QoL: Grief (CGI) QoL in the control groups was 20.72	The mean Carer QoL: Grief (CGI) QoL in the intervention groups was 1.2 lower (3.37 lower to 0.97 higher)
Carer QoL: Grief (CGI) Scale from: 0 to 52.	245 (1 study) 13 months	⊕⊕⊖⊖ LOW ^a due to risk of bias		The mean Carer QoL: Grief (CGI) QoL in the control groups was 19.02	The mean Carer QoL: Grief (CGI) QoL in the intervention groups was 0.76 lower (2.69 lower to 1.17 higher)
^a Downgraded by 1 increment if the majority of the evidence was at high risk of bias, and downgraded by 2 increments if the majority of the evidence was at very high risk of bias					

Table 19: Clinical evidence summary: Psychological support: 6 sessions versus Usual care for palliative care

Outcomes	No of Participants (studies) Follow up	Quality of the evidence (GRADE)	Relative effect (95% CI)	Anticipated absolute effects	
				Risk with Usual care	Risk difference with Psychological support: 6 sessions (95% CI)
Carer QoL: Depression (BDI-II) Scale from: 0 to 63.	202 (1 study) 6 months	⊕⊕⊖⊖ LOW ^a due to risk of bias		The mean Carer QoL: Depression (BDI-II)QoL in the control groups was 11.83	The mean Carer QoL: Depression (BDI-II)QoL in the intervention groups was 1.12 lower (3.72 lower to 1.48 higher)
Carer QoL: Depression (BDI-II)	245 (1 study) 13 months	⊕⊕⊖⊖ LOW ^a due to risk of bias		The mean Carer QoL: Depression (BDI-II)QoL in the control groups was 9.93	The mean Carer QoL: Depression (BDI-II)QoL in the intervention groups was 0.76 higher (1.62 lower to 3.14 higher)
Carer QoL: Grief (CGI) Scale from: 0 to 52.	202 (1 study) 6 months	⊕⊕⊖⊖ LOW ^a due to risk of bias		The mean Carer QoL: Grief (CGI) QoL in the control groups was 20.72	The mean Carer QoL: Grief (CGI) QoL in the intervention groups was 0.58 lower (2.7 lower to 1.54 higher)
Carer QoL: Grief (CGI) Scale from: 0 to 52.	245 (1 study) 13 months	⊕⊕⊖⊖ LOW ^a due to risk of bias		The mean Carer QoL: Grief (CGI) QoL in the control groups was 19.02	The mean Carer QoL: Grief (CGI) QoL in the intervention groups was 0.83 higher (1.1 lower to 2.76 higher)

^a Downgraded by 1 increment if the majority of the evidence was at high risk of bias, and downgraded by 2 increments if the majority of the evidence was at very high risk of bias

Table 20: Clinical evidence summary: Care plan versus Usual care for palliative care

Outcomes	No of Participants (studies) Follow up	Quality of the evidence (GRADE)	Relative effect (95% CI)	Anticipated absolute effects	
				Risk with Usual care	Risk difference with Care plan (95% CI)
Carer quality of life (CQOL-C) Scale from: 0 to 140.	80 (1 study) 8 weeks	⊕⊕⊖⊖ LOW ^a due to risk of bias		The mean carer quality of life (CQOL-CQoL) in the control groups was 84.43	The mean carer quality of life (CQOL-CQoL) in the intervention groups was 21.23 higher (12.48 to 29.98 higher)

Outcomes	No of Participants (studies) Follow up	Quality of the evidence (GRADE)	Relative effect (95% CI)	Anticipated absolute effects	
				Risk with Usual care	Risk difference with Care plan (95% CI)
Carer QoL: Depression anxiety stress scales (DASS)	80 (1 study) 8 weeks	⊕⊕⊕⊕ VERY LOW ^{a,b} due to risk of bias, imprecision		The mean carer QoL: depression anxiety stress scales in the control groups was 8.86	The mean carer QoL: depression anxiety stress scales in the intervention groups was 5.7 lower (8.84 to 2.56 lower)
Carer satisfaction (social support)	80 (1 study) 8 weeks	⊕⊕⊕⊕ LOW ^a due to risk of bias		The mean carer satisfaction (social support) in the control groups was 28.98	The mean carer satisfaction (social support) in the intervention groups was 5.44 higher (3.41 to 7.47 higher)

^a Downgraded by 1 increment if the majority of the evidence was at high risk of bias, and downgraded by 2 increments if the majority of the evidence was at very high risk of bias
^b Downgraded by 1 increment if the confidence interval crossed one MID or by 2 increments if the confidence interval crossed both MIDs

Table 21: Clinical evidence summary: Emotional therapy versus Usual care for palliative care

Outcomes	No of Participants (studies) Follow up	Quality of the evidence (GRADE)	Relative effect (95% CI)	Anticipated absolute effects	
				Risk with Usual care	Risk difference with Emotional therapy (95% CI)
QoL: Depression (BDI-II) Scale from: 0 to 63.	36 (1 study) 3 months	⊕⊕⊕⊕ VERY LOW ^{a,b} due to risk of bias, imprecision		The mean QoL: depression (BDI-II) in the control groups was 14.33	The mean QoL: depression (BDI-II) in the intervention groups was 1.56 higher (5.83 lower to 8.95 higher)
QoL: Hopelessness (BHS) Scale from: 0 to 20.	36 (1 study) 3 months	⊕⊕⊕⊕ VERY LOW ^{a,b} due to risk of bias, imprecision		The mean QoL: hopelessness (BHS) in the control groups was 5.78	The mean QoL: hopelessness (BHS) in the intervention groups was 1.17 higher (2.69 lower to 5.03 higher)
Carer QoL: Depression (BDI-	36	⊕⊕⊕⊕		The mean carer QoL: depression	The mean carer QoL: depression (BDI-

Outcomes	No of Participants (studies) Follow up	Quality of the evidence (GRADE)	Relative effect (95% CI)	Anticipated absolute effects	
				Risk with Usual care	Risk difference with Emotional therapy (95% CI)
II) Scale from: 0 to 63.	(1 study) 3 months	VERY LOW ^{a,b} due to risk of bias, imprecision		(BDI-II) in the control groups was 9.67	II) in the intervention groups was 3.66 higher (1.38 lower to 8.7 higher)
Carer QoL: Hopelessness (BHS) Scale from: 0 to 20.	36 (1 study) 3 months	⊕⊕⊕⊕ VERY LOW ^{a,b} due to risk of bias, imprecision		The mean carer QoL: hopelessness (BHS) in the control groups was 5.39	The mean carer QoL: hopelessness (BHS) in the intervention groups was 1.55 higher (1.53 lower to 4.63 higher)
Carer QoL: Burden (CBS - time subscale) Scale from: 1 to 70.	36 (1 study) 3 months	⊕⊕⊕⊕ VERY LOW ^{a,b} due to risk of bias, imprecision		The mean carer QoL: burden (time subscale) in the control groups was 2.7	The mean carer QoL: burden (time subscale) in the intervention groups was 0.12 lower (0.94 lower to 0.7 higher)
Carer QoL: Burden (CBS - difficulty subscale) Scale from: 1 to 70.	36 (1 study) 3 months	⊕⊕⊕⊕ VERY LOW ^{a,b} due to risk of bias, imprecision		The mean carer QoL: burden (difficulty subscale) in the control groups was 1.98	The mean carer QoL: burden (difficulty subscale) in the intervention groups was 0.14 lower (0.77 lower to 0.49 higher)

^a Downgraded by 1 increment if the majority of the evidence was at high risk of bias, and downgraded by 2 increments if the majority of the evidence was at very high risk of bias
^b Downgraded by 1 increment if the confidence interval crossed one MID or by 2 increments if the confidence interval crossed both MIDs

Table 22: Clinical evidence summary: Carer respite compared to Usual care for palliative care

Outcomes	No of Participants (studies) Follow up	Quality of the evidence (GRADE)	Relative effect (95% CI)	Anticipated absolute effects	
				Risk with Usual care	Risk difference with Carer respite (95% CI)
Carer quality of life (CQOL-C)	72 (1 study)	⊕⊕⊕⊕		Reported as mean	The mean carer quality of life (CQOL-CQoL) in the intervention groups was 0.06 lower (0.24 lower to

Outcomes	No of Participants (studies) Follow up	Quality of the evidence (GRADE)	Relative effect (95% CI)	Anticipated absolute effects	
				Risk with Usual care	Risk difference with Carer respite (95% CI)
	30 days	LOW ^{a,b} due to risk of bias, imprecision		difference	0.12 higher)
Carer QoL: Burden (MSAS - patient symptoms)	72 (1 study) 30 days	⊕⊕⊖⊖ LOW ^{a,b} due to risk of bias, imprecision		Reported as mean difference	The mean carer QoL: burden (patient symptoms) in the intervention groups was 0.13 higher (0.03 lower to 0.29 higher)
Carer QoL: Burden (MSAS - task)	72 (1 study) 30 days	⊕⊕⊖⊖ LOW ^{a,b} due to risk of bias, imprecision		Reported as mean difference	The mean carer QoL: burden (task) in the intervention groups was 0.01 higher (0.01 lower to 0.03 higher)

^a Downgraded by 1 increment if the majority of the evidence was at high risk of bias, and downgraded by 2 increments if the majority of the evidence was at very high risk of bias
^b Downgraded by 1 increment if the confidence interval crossed one MID or by 2 increments if the confidence interval crossed both MIDs

Table 23: Clinical evidence summary: Carer education compared to Usual care for palliative care

Outcomes	No of Participants (studies) Follow up	Quality of the evidence (GRADE)	Relative effect (95% CI)	Anticipated absolute effects	
				Risk with Usual care	Risk difference with Education (95% CI)
Carer quality of life (CQOL-C)	71 (1 study) 30 days	⊕⊕⊖⊖ LOW ^{a,b} due to risk of bias, imprecision		Reported as mean difference	The mean carer quality of life (CQOL-CQoL) in the intervention groups was 0.1 higher (0 to 0.19 higher)
Carer QoL: Burden (MSAS - patient symptoms)	71 (1 study) 30 days	⊕⊕⊖⊖ LOW ^{a,b} due to risk of bias, imprecision		Reported as mean difference	The mean carer QoL: burden (patient symptoms) in the intervention groups was 0.14 lower (0.22 to 0.06 lower)
Carer QoL: Burden (MSAS - task)	71	⊕⊕⊖⊖		Reported	The mean carer QoL: burden (task) in the

Outcomes	No of Participants (studies) Follow up	Quality of the evidence (GRADE)	Relative effect (95% CI)	Anticipated absolute effects	
				Risk with Usual care	Risk difference with Education (95% CI)
	(1 study) 30 days	LOW ^{a,b} due to risk of bias, imprecision		as mean difference	intervention groups was 0.02 higher (0 to 0.04 higher)
^a Downgraded by 1 increment if the majority of the evidence was at high risk of bias, and downgraded by 2 increments if the majority of the evidence was at very high risk of bias ^b Downgraded by 1 increment if the confidence interval crossed one MID or by 2 increments if the confidence interval crossed both MIDs					

Table 24: Clinical evidence summary: Combined care compared to Usual care for palliative care

Outcomes	No of Participants (studies) Follow up	Quality of the evidence (GRADE)	Relative effect (95% CI)	Anticipated absolute effects	
				Risk with Usual care	Risk difference with Combined care (95% CI)
QoL: Death anxiety (DAQ) Scale from: 15 to 75.	32 (1 study) 4 weeks	⊕⊕⊕⊖ MODERATE ^a due to risk of bias		The mean QoL: death anxiety in the control groups was 74.56	The mean QoL: death anxiety in the intervention groups was 56.56 lower (57.57 to 55.55 lower)
QoL: Distress (K10) Scale from: 10 to 50.	32 (1 study) 4 weeks	⊕⊕⊕⊖ MODERATE ^a due to risk of bias		The mean QoL: distress (K10) in the control groups was 49.44	The mean QoL: distress (K10) in the intervention groups was 35.06 lower (36.38 to 33.74 lower)
Carer QoL: Death anxiety (DAQ) Scale from: 15 to 75.	52 (1 study) 4 weeks	⊕⊕⊕⊖ MODERATE ^a due to risk of bias		The mean carer QoL: death anxiety in the control groups was 74.65	The mean carer QoL: death anxiety in the intervention groups was 56.53 lower (57.36 to 55.7 lower)
QoL: Distress (K10) Scale from: 10 to 50.	52 (1 study) 4 weeks	⊕⊕⊕⊖ MODERATE ^a due to risk of bias		The mean QoL: distress (K10) in the control groups was 49.81	The mean QoL: distress (K10) in the intervention groups was 36.31 lower (37.42 to 35.2 lower)
^a Downgraded by 1 increment if the majority of the evidence was at high risk of bias, and downgraded by 2 increments if the majority of the evidence was					

Outcomes	No of Participants (studies) Follow up	Quality of the evidence (GRADE)	Relative effect (95% CI)	Anticipated absolute effects	
				Risk with Usual care	Risk difference with Combined care (95% CI)
at very high risk of bias					

Table 25: Clinical evidence summary: Education compared to Usual care for palliative care

Outcomes	No of Participants (studies) Follow up	Quality of the evidence (GRADE)	Relative effect (95% CI)	Anticipated absolute effects	
				Risk with Usual care	Risk difference with Education (95% CI)
Carer QoL: Depression (PHQ-9) Scale from: 0 to 27.	86 (1 study) 3 months	⊕⊕⊖⊖ LOW ^{a,b} due to risk of bias, imprecision		The mean carer QoL: depression in the control groups was 3.3	The mean carer QoL: depression in the intervention groups was 0.7 higher (0.88 lower to 2.28 higher)
Carer QoL: Depression (PHQ-9) Scale from: 0 to 27.	86 (1 study) 6 months	⊕⊕⊖⊖ LOW ^{a,b} due to risk of bias, imprecision		The mean carer QoL: depression in the control groups was 4.5	The mean carer QoL: depression in the intervention groups was 0.7 lower (2.44 lower to 1.04 higher)
Carer satisfaction (SWLS) Scale from: 5 to 25.	81 (1 study) 3 months	⊕⊕⊖⊖ LOW ^{a,b} due to risk of bias, imprecision		The mean carer satisfaction (life) in the control groups was 19.4	The mean carer satisfaction (life) in the intervention groups was 0.9 lower (3.26 lower to 1.46 higher)
Carer satisfaction (SWLS) Scale from: 5 to 25.	81 (1 study) 6 months	⊕⊕⊖⊖ LOW ^{a,b} due to risk of bias, imprecision		The mean carer satisfaction (life) in the control groups was 18.5	The mean carer satisfaction (life) in the intervention groups was 0.6 lower (3.12 lower to 1.92 higher)
Satisfaction (SWC-EOLD) Scale from: 0 to 42.	81 (1 study) 3 months	⊕⊕⊖⊖ LOW ^{a,b} due to risk of bias, imprecision		The mean satisfaction (care) in the control groups was 30.6	The mean satisfaction (care) in the intervention groups was 0.4 lower (3.2 lower to 2.4 higher)
Satisfaction (SWC-EOLD)	81 (1 study)	⊕⊕⊖⊖ LOW ^{a,b}		The mean satisfaction (care) in the control groups was 28	The mean satisfaction (care) in the intervention groups was 2.6 higher (1.2

Outcomes	No of Participants (studies) Follow up	Quality of the evidence (GRADE)	Relative effect (95% CI)	Anticipated absolute effects	
				Risk with Usual care	Risk difference with Education (95% CI)
Scale from: 0 to 42.	6 months	due to risk of bias, imprecision			lower to 6.4 higher)
<p>^a Downgraded by 1 increment if the majority of the evidence was at high risk of bias, and downgraded by 2 increments if the majority of the evidence was at very high risk of bias</p> <p>^b Downgraded by 1 increment if the confidence interval crossed one MID or by 2 increments if the confidence interval crossed both MIDs</p>					

Table 26: Clinical evidence summary: Needs assessment compared to Usual care for palliative care

Outcomes	No of Participants (studies) Follow up	Quality of the evidence (GRADE)	Relative effect (95% CI)	Anticipated absolute effects	
				Risk with Usual care	Risk difference with Needs assessment (95% CI)
Quality of life (CQOL-C) Scale from: 0 to 140.	116 (1 study) 12 weeks	⊕⊕⊖⊖ LOW ^{a,b} due to risk of bias, imprecision		The mean quality of life (CQOL-CQoL) in the control groups was 62.2	The mean quality of life (CQOL-CQoL) in the intervention groups was 3 higher (4.5 lower to 10.5 higher)
QoL: General Health Questionnaire (GHQ) Scale from: 0 to 36.	123 (1 study) 12 weeks	⊕⊕⊖⊖ LOW ^{a,b} due to risk of bias, imprecision		The mean QoL: general health questionnaire (GHQ) in the control groups was 11.7	The mean QoL: general health questionnaire (GHQ) in the intervention groups was 0.4 lower (3.1 lower to 2.3 higher)
<p>^a Downgraded by 1 increment if the majority of the evidence was at high risk of bias, and downgraded by 2 increments if the majority of the evidence was at very high risk of bias</p> <p>^b Downgraded by 1 increment if the confidence interval crossed one MID or by 2 increments if the confidence interval crossed both MIDs</p>					

1 **1.5 Economic evidence**

2 **1.5.1 Included studies**

3 **Published literature**

4 One health economic studies was identified with the relevant comparison and have been
5 included in this review.²¹⁸ This is summarised in the health economic evidence profile below
6 (Table 27) and the health economic evidence table in Appendix F.

7 **1.5.2 Excluded studies**

8 No health economic studies that were relevant to this question were excluded due to
9 assessment of limited applicability or methodological limitations.

10 See also the health economic study selection flow chart in Appendix G.

11

1.5.3 Summary of studies included in the economic evidence review

Table 27: Health economic evidence profile: Carer support services versus no carer support services

Study	Applicability	Limitations	Other comments	Incremental cost	Incremental effects	Cost-effectiveness	Uncertainty
Pham 2014 ²¹⁸ (UK)	Partially Applicable ^(a)	Very Serious Limitations ^(b)	<p>Economic Analysis: CUA</p> <p>Study design: Probabilistic decision analytic Markov model (microsimulation)</p> <p>Interventions: PCPDs: Improving Family conferences for relatives of patients dying in the ICU</p> <p>Multicomponent psycho-educational interventions for patients and families</p> <p>Supportive interventions</p>	<p>PCPDs: Improving Family conferences for relatives of patients dying in the ICU -usual care: £31</p> <p>Multicomponent psycho-educational interventions for patients and families -usual care: £2,668</p> <p>Supportive interventions for Informal caregivers -usual care: £110</p>	<p>PCPDs: Improving Family conferences for relatives of patients dying in the ICU - usual care: 0.49 quality-adjusted life days</p> <p>Multicomponent psycho-educational interventions for patients and families - usual care: 3.63 quality-adjusted life days</p> <p>Supportive interventions for; Informal caregivers - usual care: 0.82 quality-adjusted life</p>	<p>PCPDs: Improving Family conferences for relatives of patients dying in the ICU versus usual care: £23,092.97 per QALY gained</p> <p>Multicomponent psycho-educational interventions for patients and families versus usual care: £268,270.12 per QALY gained</p> <p>Supportive interventions for Informal caregivers versus usual care: £48,965.06 per QALY gained</p>	<p>Probabilistic and one-way sensitivity analyses conducted to explore key sources of variability and uncertainty in the simulated model.</p> <p>The sensitivity analysis found that the results for PCPDs: Improving Family conferences for relatives of patients dying in the ICU versus usual care, Multicomponent psycho-educational interventions for patients and families versus usual care and for Supportive interventions for Informal caregivers versus usual care were uncertain and might change with additional data.</p>

Study	Applicability	Limitations	Other comments	Incremental cost	Incremental effects	Cost-effectiveness	Uncertainty
			for; Informal caregivers (Please see Table 56 for full details of the interventions) The model compared multiple interventions but only the above three interventions were considered relevant for this review question.		days		

Abbreviations: ICER: incremental cost-effectiveness ratio; ICU: intensive care unit; QALY: quality-adjusted life years; RCT: randomised controlled trial; PCPDS: Patient care planning decisions

(a) Not a UK study therefore study population and costs not directly applicable.

(b) Model assumes that last year of life is known which does not reflect reality. Model assumes that interventions do not affect survival time which does not reflect reality. Model assumes that a palliative prognosis can be determined by resource use of patients therefore doesn't account for patients with a terminal illness who do not receive EOL care services in the last year of life, it is not clear how this effects the cost effectiveness results. Cost effectiveness results for in-home palliative care are subject to EOL care in the control group of the RCT study used as evidence of the estimated outcome being the same as the usual care strategy; this is unlikely to be true. The model does not explicitly take into account that some of the interventions are currently provided as part of usual care therefore it is likely that the treatment effects are overestimated. Estimating the intervention effect on HRQOL as well as decrements in QALY weights through downstream resource use risks the possibility of double counting.

1 **1.5.4 Unit costs**

2 The following costs are illustrative examples of some of the types of resources use costs that
 3 might be required for carer support services.

4 **Table 28: Illustrative costs of carer support services**

Carer support service	Resource Use	Unit Costs
Phone call (social worker)	30 minutes of social worker time	£28 per call
Phone call (nurse)	30 minutes of nurse time	£11-£61 per call ^(a)
Face-to-face visit (social worker)	1.5 hours of nurse time	£83 per visit
Face-to-face visit (nurse)	1.5 hours of social worker time	£33-£183 per visit ^(a)
Individual therapy session		£98 per session
Group therapy session		£173 per session £14 per service user per session

5 *Source of costs: Curtis 2016⁶¹*
 6 *(a) Dependent on Band of nurse*

7 **1.6 Resource costs**

8 Recommendations made based on this review (see section 1.8) are not expected to have a
 9 substantial impact on resources.

10 **1.7 Evidence statements**

11 **1.7.1 Clinical evidence statements**

12 **Emotional/psychological support for carers (8 studies)**

13 A single study reported patient quality of life at different time points in groups receiving
 14 psychosocial support or usual care. Results showed no difference between groups at 1
 15 month, but a benefit of carer support at 3 and 6 months compared to usual care (n=25-9; low
 16 quality).

17 Four studies reported patient depression. One study found telephone emotional support for
 18 carers to be clinically beneficial compared to home visits conducted by retired senior
 19 volunteer (n=28; low quality), while another study found a benefit of telephone counselling
 20 compared to usual care (n=39; low quality). One study reported a clinical benefit of
 21 psychosocial support compared to usual care at 3 and 6 months, but not a 1 month (n=25-9;
 22 low quality). A fourth study found no difference in patient reported depression between
 23 groups receiving emotional therapy or usual care (n=36; very low quality).

24 Three studies reported patient anxiety. A study found a clinical benefit of telephone
 25 counselling compared to usual care (n=39; low quality). One study reported a clinical benefit
 26 of psychosocial support compared to usual care (n=25-9; low quality). Another study
 27 reported a benefit of emotional therapy compared to usual care (n=32; moderate quality
 28 evidence).

29 One study reported patient hopelessness and found no difference between groups receiving
 30 emotional therapy or usual care (n=36; very low quality).

31 One study reported a clinical benefit of patient distress with emotional therapy compared to
 32 usual care (n=32; moderate quality evidence)

33

1 Carer quality of life was reported by one study comparing interventions of carer psychological
2 support to usual care. Results showed no clinically significant difference between groups
3 (n=69; very low quality).

4 Seven studies reported carer depression. One study found telephone emotional support for
5 carers to be clinically beneficial compared to home visits conducted by retired senior
6 volunteer (n=28; low quality), while another study found a benefit of telephone counselling
7 compared to usual care (n=39; low quality). Another study found no difference in patient
8 reported depression between groups receiving emotional therapy or usual care (n=36; very
9 low quality). Three studies compared varying forms of psychological support to for carers to
10 usual care, all found no difference between groups (n=69; very low quality, n=231-248; low
11 quality, n=243-288; low quality, respectively). One study compared early intervention of
12 psychological support to delayed support and found no clinically significant difference
13 between groups (n=44; low quality).

14 Two studies reported carer anxiety. One study reported a benefit of telephone counselling
15 compared to usual care (n=39; low quality). A second study found a clinical benefit of
16 emotional therapy compared to usual care (n=32; moderate quality evidence).

17 One study reported carer hopelessness and found no difference between groups receiving
18 emotional therapy or usual care (n=36; very low quality).

19 A single study found a clinical benefit for carer distress with emotional therapy compared to
20 usual care (n=32; moderate quality evidence)

21 Four studies reported carer burden. One study reported a benefit of telephone counselling
22 compared to usual care (n=39; low quality). One study reported a clinical benefit of
23 psychosocial support compared to usual care (n=25-9; low quality). A third study comparing
24 interventions of carer psychological support to usual care showed no clinically significant
25 difference between groups (n=69; very low quality). A final study found no difference in carer
26 burden between groups receiving emotional therapy or usual care (n=36; very low quality).

27 Two studies reported carer grief. One compared psychological support to usual care and
28 found no clinically important difference between groups (n=243-288; low quality). Another
29 compared early intervention of psychological support to delayed support and found no
30 clinically significant difference between groups (n=44; low quality).

31 **Care plans/information services for carers (5 studies)**

32 Carer quality of life was reported by two studies. One found a clinically important benefit of a
33 care plan intervention compared to usual care (n=80; low quality). Another found a no
34 difference between a group receiving a needs assessment and information packed to a
35 group receiving usual care (n=116; low quality).

36 Two studies reported carer depression and anxiety. One study reported a clinically important
37 benefit of a care plan intervention compared to usual care (n=80; low quality). One study
38 found no clinically important difference between a psycho-educational intervention and usual
39 care (n=75-45; low quality).

40 One study (from two papers) found generally no clinically important difference between a
41 psycho-educational intervention and usual care (n=80-132; low quality). A second reported
42 no difference between a group receiving a needs assessment and information packed to a
43 group receiving usual care (n=116; low quality).

44 One found a clinically important benefit for carer satisfaction of a care plan intervention
45 compared to usual care (n=80; low quality).

46 **Education services for carers (3 studies)**

47 Two studies reported carer quality of life following carer education. One found a benefit of
48 carer education compared to usual care (n=71; low quality). A second study reported no
49 clinically important difference in physical or social aspects of quality of life between groups
50 receiving pain management education and usual care (n=56; low quality).

1 One study found no clinically important difference of education compared to usual care for
2 carer burden (n=71; low quality).

3 Another study reported carer depression, carer satisfaction, and patient satisfaction,
4 comparing an intervention on education to usual care. No clinically important difference was
5 found for any of the outcomes (n=81-86; low quality).

6 7 **Online services for carers (2 studies)**

8 Two studies reported on the efficacy of an online support system for carers. One compared
9 the online system with and without a clinicians report and found no difference between
10 groups for carer burden or negative mood at 6 months, but found a clinically important
11 benefit with the online support with the clinician report at 12 months (n=90-119; low to
12 moderate quality). Another study compared the online support system to usual care and
13 found no clinically important difference between group for negative mood, and no significant
14 difference in carer burden at 2,4, or 8 months, but a benefit at 6 months (n=82-123; low to
15 moderate quality).

16 17 **Carer respite services (1 study)**

18 One study compared carer respite to usual care, and reported carer quality of life and carer
19 burden. No clinically important difference was found between groups for either outcome
20 (n=72; low quality).

21 22 **Patient support compared to usual care (1 study)**

23 One study compared additional patient support to usual care (with the intention to evaluate
24 the effect on the carer), and reported carer quality of life and carer burden. No clinically
25 important difference was found between groups for either outcome (n=78-81; very low to low
26 quality).

27 **1.7.2 Health economic evidence statements**

- 28 • One cost-utility analysis found that improving family conferences for relatives of
29 patients dying in the ICU versus usual care was not cost-effective at threshold of
30 £20,000 per QALY gained (ICER: £23,092.97 per QALY gained); having
31 multicomponent psycho-educational interventions for patients and families versus
32 usual care was not cost-effective at a threshold of £20,000 per QALY gained (ICER:
33 £268,270.12 per QALY gained) and having supportive interventions for informal
34 caregivers versus usual care was not cost-effective at a threshold of £20,000 per
35 QALY gained (ICER : £48,965.06 per QALY gained). This study was assessed as
36 partially applicable with very serious limitations.

37 **1.8 Recommendations**

- 38 A2. Health and social care practitioners should identify carers and other people important
39 to adults who are likely to be approaching the end of their life.
- 40 B3. Be aware of the local systems to offer a carer's needs assessment in line with the Care
41 Act 2014 and a young carer's needs assessment in line with the Children and Families
42 Act 2014.
- 43 G3. When carers' needs are assessed, take into account that the support needs of a young
44 carer are likely to be different to those of an older carer.

1 1.9 Rationale and impact

2 1.9.1 Why the committee made the recommendations

3 Identifying:

4 Although the evidence was limited, the committee agreed that identifying adults who may be
5 approaching the end of their life supports health and social care practitioners to start
6 discussions about advance care planning. This should provide the person near the end of life
7 the support that they may need now or later on to help them stay in their preferred place of
8 care. It also gives them time to consider and re-evaluate their needs with their health and
9 social care practitioners.

10 The committee wanted to emphasise the importance of identifying people systematically.
11 There are already some systems in use for identifying people approaching the end of their
12 life (for example, the Gold Standards Framework, Amber Care Bundle, Supportive and
13 Palliative Care Indicators Tool (SPICT)). However, there were no studies comparing and
14 evaluating their effectiveness in service delivery so the committee could not recommend a
15 particular system.

16 The committee agreed that the use of a shared coordination of care system would improve
17 coordination of care between all health and social care practitioners involved in a person's
18 care and in turn improve service delivery.

19 Assessing:

20 The evidence reviewed showed that early assessment was beneficial. However, the studies
21 used different definitions for early and late assessment in various settings and so the
22 evidence wasn't clear enough to recommend an optimal timing for an initial assessment. The
23 committee agreed that an assessment should be carried out to enable the right support to be
24 provided when it is needed.

25 The evidence showed that carers' quality of life was improved and the burden of care
26 reduced when carers are supported. The committee agreed that assessment of carers'
27 needs is important to ensure they are supported to help care for the person approaching the
28 end of their life. However, these assessments are often overlooked so the recommendation
29 reminds health and social care practitioners that carers should be offered an assessment in
30 line with legislation.

31 Supporting Carers:

32 The information and support needs of carers will vary and the evidence did not identify one
33 particular way of supporting carers. However, it did show that carers have better outcomes,
34 such as maintaining quality of life and reduced carer burden, when supported. The
35 committee agreed that health and social care practitioners should go beyond the strict
36 statutory requirement for carers' assessments to ensure that they consider the needs of
37 carers and to take into account how needs will vary for different carer groups. Impact of the
38 recommendations on practice

39 Identifying:

40 The recommendations reflect current good practice available in some services, but there is
41 variation in how and when people are identified across different patient groups and settings.
42 The recommendations are expected to increase the number of people identified. However,
43 this is not likely to have a significant resource impact because early identification will ensure
44 that people approaching the end of their life will receive the appropriate care and their carers
45 will receive support, which will help to avoid unnecessary hospital admissions.

46 Assessing:

1 The recommendations reflect current good practice available in some services, but there is
2 some variation, for example in ensuring access to carers' needs assessments.

3 The assessment of a person's needs will result in appropriate care being delivered. This may
4 reduce some resource use when unnecessary interventions are stopped, but may increase
5 the use of other resources if interventions for end of life care, such as symptom management
6 or aids for living, are needed.

7 The number of carers being assessed may increase, but this should result in better support
8 to help the person stay in their preferred place of care, and may reduce the number of
9 attendances and admissions to hospitals.

10 Supporting Carers:

11 Increased investment may be needed for increased numbers of assessments and increased
12 support accessed. This approach should result in better support for adults approaching the
13 end of their life to stay in their preferred place of care longer, and may reduce the number of
14 hospital admissions.

15 Taking into account the individual support needs of young and older carers should reduce
16 the physical and emotional strains that are often experienced by carers. This may help
17 reduce the need for, and therefore costs of, interventions for physical and health mental
18 problems common in these groups of carers.

19 Full details of the evidence and the committee's discussion are in evidence review A:
20 identifying adults approaching the end of their life, evidence review B: timing of referral to
21 palliative care services, evidence review C: barriers to accessing end of life care services,
22 evidence review H: carer support services and evidence review G: involving carers in the
23 project documents.

24 **1.9.2 The committee's discussion of the evidence**

25 **1.9.3 Interpreting the evidence**

26 **1.9.3.1 The outcomes that matter most**

27 The Committee identified quality of life, and preferred place of care and death as the critical
28 outcomes for identifying people in their last year of life. The following outcomes were
29 identified as important: length of survival, length of stay, length of survival hospitalisation,
30 number of hospital visits, number of visits to accident and emergency, number of
31 unscheduled admissions, use of community services, avoidable or inappropriate admissions
32 to ICU, inappropriate attempts at cardiopulmonary resuscitation, staff satisfaction, patient or
33 carer reported outcomes and carer health.

34
35 See tables 7 and 8 in the Methods chapter for a detailed explanation of why the committee
36 selected these outcomes.

37
38 For the critically important outcomes, one study reported quality of life of person in their last
39 year of life. Five studies reported quality of life of the carer of person in their last year of life.
40 Five studies also reported quality of life proxies for the person in their last year of life, such
41 as depression or anxiety, which were an indirect outcome quality of life. Sixteen (all) studies
42 reported quality of life proxies for the carer of the person in their last year of life. None of the
43 studies reported actual and preferred place of care or place of death, or longevity of carer.
44 For the important outcomes, two studies reported the carer satisfaction.

1 1.9.3.2 The quality of the evidence

2 The quality of evidence ranged from very low to low. This was due to selection and
3 performance bias, resulting in a high risk of bias rating, and imprecision. Indirectness in
4 some interventions and outcomes (for example, an intervention for patients, with an
5 observation on carer outcome) further contributed to the final GRADE rating.

6 All evidence was obtained from randomised controlled trial studies. As sufficient evidence
7 was identified from studies of an RCT design, observational studies were not included in the
8 analysis.

9 1.9.3.3 Benefits and harms

10 The Committee acknowledged the potential for services such as psychological support,
11 information services, education services, online support, respite services, and additional
12 patient care to support and benefit both people in their last year of life and their carers.

13 The Committee noted the evidence supporting a potential positive effect of supportive
14 interventions on both patient and carer quality of life, with improvements also seen in quality
15 of life proxies such as depression and depression, and reduced carer burden. However,
16 given the inconclusive findings from a number of studies and the heterogeneity of
17 interventions, the Committee were unable to recommend any single carer support service.

18 The Committee highlighted the variability of interventions, even those offering similar
19 services, such as emotional or psychological support. The Committee agreed this echoed
20 the demand for a range of services to be available to carers, with individualised tailored
21 support offered to carers in accordance to their needs. To achieve this, the Committee
22 wanted to raise awareness of a carer needs assessment and that it should be provided in
23 line with legal care act. No evidence on the specific needs of any of the subgroups listed in
24 the protocol was identified and the committee were unable to confidently recommend any
25 particular service for any one group. The Committee agreed that in their experience carer
26 needs will vary significantly; those of a young carer will be notably different to those of an
27 elderly carer. The committee discussed the importance of individualising the support a carer
28 receives agreeing that if support wasn't relevant or appropriate it would be at best ignored or
29 at worse would result in disengagement with services potentially resulting in both the carer
30 and the person in the last year of life not receiving the care they need. The Committee added
31 that a carer's needs may also change as the person in their last year of life's illness
32 progresses, changes and deteriorates.

33

34 Overall, the Committee commented that following the identification of people who are
35 entering the last year of life, services should be in place to provide support for the carers
36 involved, respecting the wishes of patients and carers.

37 1.9.4 Cost effectiveness and resource use

38 The Department of Health's Impact Assessment on the Care Bill⁶⁸ 'makes an estimate of the
39 'monetised health benefits' of additional support for carers. This estimates that an
40 anticipated extra spend on carers for England of £292.8 million would save councils £429.3
41 million in replacement care costs and result in "monetised health benefits" of £2,308.8
42 million. This suggests (as a ratio) that each pound spent on supporting carers would save
43 councils £1.47 on replacement care costs and benefit the wider health system by £7.88'.

44 An ADASS report published in March 2015⁶⁹ estimated that for every £1 invested in carers,
45 there is a potential equivalent reduction in local authority cost of £5.90 (£4.90 net reduction),
46 illustrating the importance in carers and their role in supporting social care. A ECORYS
47 report published in May 2017²⁸⁰ on the economic case for supporting young carers for Surrey

1 Young Carers estimated that the Surrey Young Carers has potentially avoided the taxpayer
2 spending just under £3 million over the course of one year by avoiding young carers
3 becoming Child in Need status. Compared to the costs of delivery of Surrey Young carers in
4 2015/16 this leaves a return on investment of almost £3 for every £1 spent on the service.

5 The studies identified in the review on carer support included a wide variety of different types
6 of carer support service models. The support models ranged in the type of support offered
7 (for example, emotional, psychological, educational, respite); in the healthcare professional/s
8 responsible for providing or coordinating the support (for example, palliative care nurse,
9 social worker, family caregiver support nurse, physician); how the support was delivered (for
10 example, over the phone, face-to-face) and the frequency and length of the support sessions
11 provided. All of these factors will affect the cost of offering carer support. There is likely to
12 be a positive correlation between the cost of providing the support services for carers and
13 impact the services have on the quality of life of the carers and the patients although this is
14 just an assumption. For example, face to face sessions may cost more to provide than
15 telephone sessions, but they might also be more effective and therefore considered to be
16 worth the additional investment.

17 The committee agreed that there was not enough information in the studies regarding what
18 the support to carers involved to be able to estimate how much they were likely to cost. For
19 this reason it was not possible to include any unit costs relevant for this question to aid the
20 committee's consideration of cost-effectiveness.

21 The committee highlighted that the majority of the studies in the review were evaluating
22 emotional or psychological support services, but that providing carers with practical support
23 on how to care (for example, moving and handling, pain management, financial advice) were
24 equally as important. The committee felt offering this type of support could also lead to
25 downstream cost savings, for example empowering carers to be able to deal with emergency
26 situations could in turn mitigate the need for some patients to be admitted to hospital.

27 The committee discussed the issue of the identification of carers. Currently the system is
28 failing to identify the majority of people who are caring for someone that is in their last year
29 of life. Therefore even if carer support was provided, the people who would benefit are not
30 identified as being carers and therefore would not have access to the services. The
31 committee came up with a low cost solution to the identification issue - to add a carer section
32 to the forms filled out at the point of the patient's holistic needs assessment and assessment
33 reviews (for example, a section on the EPaCCS form). The committee then highlighted that
34 once carers are identified, they should then be given a carer assessment to establish their
35 needs and what services they should be offered. Although offering all identified carers
36 referral to a carer assessment would have a significant resource impact (to the local
37 authorities who are responsible for providing carer assessments), the committee stressed
38 that carers are legally entitled to have a carer assessment. There is currently wide scale
39 variation in how carer assessments are performed. They are often provided by the local
40 authority and carried out by social workers but that does not mean that it should not be the
41 responsibility of the health service to refer carers for an assessment. The committee felt that
42 currently the health service is failing to acknowledge the responsibility they have to support
43 carers of people in the last year of life.

44 The one economic evaluation that was identified (that estimated that the incremental cost
45 effectiveness ratios (ICERS) of the carer support services: having family conferences for
46 relatives of patients dying on the ICU, having multicomponent psycho-educational
47 interventions for patients and families and supportive interventions for informal caregivers of
48 £23,000 £268,270 and £48,965 per QALY gained respectively) was assessed as partially
49 applicable with very serious limitations. As the economic evaluation was not conducted from
50 a UK perspective, and due to a number of other limitations, the committee could not
51 determine whether the interventions would be cost effective in a UK setting.

1 **1.9.5 Other factors the committee took into account**

2 The Committee noted in particular the variance in the emotional and psychological support
3 services presented. The Committee acknowledged the importance of such interventions in
4 supporting carers, and felt more research to identify the most effective psychological support
5 to help carers become less vulnerable and more resilient would be valuable. The Committee
6 agreed that a particular focus should be given to carers who are more vulnerable and less
7 resilient to psychological, and those susceptible to financial or physical distress. Older
8 carers and young carers were highlighted as populations who may be identified in this
9 category.

10 The Committee acknowledged the evidence provided, but noted there was little available
11 research on the effectiveness of practical support or training services for carers of (or those
12 important to) people in their last year of life. These could include training to provide hands-
13 on care, financial support, or respite services. Providing services to prepare and support
14 carers practically may enable a person in their last year of life to receive care more readily
15 and reduce the demand for care from health care professionals or avoidable care transfers.
16

References

1. Abernethy AP, Currow DC, Fazekas BS, Luszcz MA, Wheeler JL, Kuchibhatla M. Specialized palliative care services are associated with improved short- and long-term caregiver outcomes. *Supportive Care in Cancer*. 2008; 16(6):585-597
2. Addington-Hall JM, MacDonald LD, Anderson HR, Chamberlain J, Freeling P, Bland JM et al. Randomised controlled trial of effects of coordinating care for terminally ill cancer patients. *British Medical Journal*. 1992; 305(6865):1317-1322
3. Agar M, Currow DC, Shelby-James TM, Plummer J, Sanderson C, Abernethy AP. Preference for place of care and place of death in palliative care: Are these different questions? *Palliative Medicine*. 2008; 22(7):787-795
4. Ahrens J. The positive impact of hospice care on the surviving spouse. *Home Healthcare Nurse*. 2005; 23(1):53-55
5. Allen RS, Harris GM, Burgio LD, Azuero CB, Miller LA, Shin HJ et al. Can senior volunteers deliver reminiscence and creative activity interventions? Results of the legacy intervention family enactment randomized controlled trial. *Journal of Pain and Symptom Management*. 2014; 48(4):590-601
6. Allen RS, Hilgeman MM, Ege MA, Shuster JL, Jr., Burgio LD. Legacy activities as interventions approaching the end of life. *Journal of Palliative Medicine*. 2008; 11(7):1029-1038
7. Anonymous. The Families and Health Care Project--moving family caregivers to the forefront. *Continuum (Society for Social Work Administrators in Health Care)*. 1998; 18(4):14-20
8. Aoun S, Deas K, Toye C, Ewing G, Grande G, Stajduhar K. Supporting family caregivers to identify their own needs in end-of-life care: Qualitative findings from a stepped wedge cluster trial. *Palliative Medicine*. 2015; 29(6):508-517
9. Aoun SM, Grande G, Howting D, Deas K, Toye C, Troeung L et al. The impact of the carer support needs assessment tool (CSNAT) in community palliative care using a stepped wedge cluster trial. *PloS One*. 2015; 10(4):e0123012
10. Aoun SM, Kristjanson LJ, Currow DC, Hudson PL. Caregiving for the terminally ill: At what cost? *Palliative Medicine*. 2005; 19(7):551-555
11. Ayalon L, Bachner YG, Dwolatzky T, Heinik J. Preferences for end-of-life treatment: Concordance between older adults with dementia or mild cognitive impairment and their spouses. *International Psychogeriatrics*. 2012; 24(11):1798-1804
12. Badr H, Smith CB, Goldstein NE, Gomez JE, Redd WH. Dyadic psychosocial intervention for advanced lung cancer patients and their family caregivers: Results of a randomized pilot trial. *Cancer*. 2015; 121(1):150-158
13. Bailey V. Satisfaction levels with a community night nursing service. *Nursing Standard*. 2007; 22(5):35-42
14. Bainbridge D, Krueger P, Lohfeld L, Brazil K. Stress processes in caring for an end-of-life family member: application of a theoretical model. *Aging & Mental Health*. 2009; 13(4):537-545
15. Baird-Bower D, Roach J, Andrews M, Onslow F, Curnin E. Help is just a phone call away: After-hours support for palliative care patients wishing to die at home. *International Journal of Palliative Nursing*. 2016; 22(6):286-291

- 1 16. Bakitas M, Dionne-Odom JN, Jackson L, Frost J, Bishop MF, Li Z. "There were more
2 decisions and more options than just yes or no": Evaluating a decision aid for
3 advanced cancer patients and their family caregivers. *Palliative and Supportive Care*.
4 2017; 15(1):44-56
- 5 17. Bakitas M, Lyons KD, Hegel MT, Balan S, Barnett KN, Brokaw FC et al. The project
6 ENABLE II randomized controlled trial to improve palliative care for rural patients with
7 advanced cancer: Baseline findings, methodological challenges, and solutions.
8 *Palliative and Supportive Care*. 2009; 7(1):75-86
- 9 18. Bakitas M, Stevens M, Ahles T, Kirn M, Skalla K, Kane N et al. Project ENABLE: A
10 palliative care demonstration project for advanced cancer patients in three settings.
11 *Journal of Palliative Medicine*. 2004; 7(2):363-372
- 12 19. Bakitas MA, Tosteson TD, Li Z, Lyons KD, Hull JG, Li Z et al. Early versus delayed
13 initiation of concurrent palliative oncology care: Patient outcomes in the ENABLE III
14 randomized controlled trial. *Journal of Clinical Oncology*. 2015; 33(13):1438-1445
- 15 20. Barrett M, Wheatland B, Haselby P, Larson A, Kristjanson L, Whyatt D. Palliative
16 respite services using nursing staff reduces hospitalization of patients and improves
17 acceptance among carers. *International Journal of Palliative Nursing*. 2009;
18 15(8):389-395
- 19 21. Beck-Friis B, Strang P. The organization of hospital-based home care for terminally
20 ill cancer patients: The Motala model. *Palliative Medicine*. 1993; 7(2):93-100
- 21 22. Bee PE, Barnes P, Luker KA. A systematic review of informal caregivers' needs in
22 providing home-based end-of-life care to people with cancer. *Journal of Clinical*
23 *Nursing*. 2009; 18(10):1379-1393
- 24 23. Bell CL, Somogyi-Zalud E, Masaki KH. Factors associated with congruence between
25 preferred and actual place of death. *Journal of Pain and Symptom Management*.
26 2010; 39(3):591-604
- 27 24. Bird S, Bruen G, Mayland C, Maden M, Gent M, Dilnot B et al. Using volunteers to
28 support end-of-life care. *Nursing Times*. 2016; 112(14):12-14
- 29 25. Borneman T, Sun V, Williams AC, Fujinami R, Del Ferraro C, Burhenn PS et al.
30 Support for patients and family caregivers in lung cancer. *Journal of Hospice and*
31 *Palliative Nursing*. 2015; 17(4):309-318
- 32 26. Borneman T, Sun V, Williams AC, Fujinami R, Del Ferraro C, Burhenn PS et al.
33 Support for patients and family caregivers in lung cancer: Educational components of
34 an interdisciplinary palliative care intervention. *Journal of Hospice and Palliative*
35 *Nursing*. 2015; 17(4):309-318
- 36 27. Bowman KF, Rose JH, Radziewicz RM, O'Toole EE, Berila RA. Family caregiver
37 engagement in a coping and communication support intervention tailored to
38 advanced cancer patients and families. *Cancer Nursing*. 2009; 32(1):73-81
- 39 28. Braun KL, Karel H, Zir A. Family response to end-of-life education: Differences by
40 ethnicity and stage of caregiving. *American Journal of Hospice and Palliative*
41 *Medicine*. 2006; 23(4):269-276
- 42 29. Brazil K, Bedard M, Krueger P, Abernathy T, Lohfeld L, Willison K. Service
43 preferences among family caregivers of the terminally ill. *Journal of Palliative*
44 *Medicine*. 2005; 8(1):69-78
- 45 30. Brazil K, Bedard M, Willison K, Hode M. Caregiving and its impact on families of the
46 terminally ill. *Aging & Mental Health*. 2003; 7(5):376-382

- 1 31. Bristowe K, Carey I, Hopper A, Shouls S, Prentice W, Caulkin R et al. Patient and
2 carer experiences of clinical uncertainty and deterioration, in the face of limited
3 reversibility: A comparative observational study of the AMBER care bundle. *Palliative*
4 *Medicine*. 2015; 29(9):797-807
- 5 32. Brumley R, Enguidanos S, Jamison P, Seitz R, Morgenstern N, Saito S et al.
6 Increased satisfaction with care and lower costs: results of a randomized trial of in-
7 home palliative care. *Journal of the American Geriatrics Society*. 2007; 55(7):993-
8 1000
- 9 33. Bryson J, Coe G, Swami N, Murphy-Kane P, Seccareccia D, Le LW et al.
10 Administrative outcomes five years after opening an acute palliative care unit at a
11 comprehensive cancer center. *Journal of Palliative Medicine*. 2010; 13(5):559-565
- 12 34. Burns CM, Abernethy AP, Dal Grande E, Currow DC. Uncovering an invisible
13 network of direct caregivers at the end of life: A population study. *Palliative Medicine*.
14 2013; 27(7):608-615
- 15 35. Burns CM, LeBlanc TW, Abernethy A, Currow D. Young caregivers in the end-of-life
16 setting: A population-based profile of an emerging group. *Journal of Palliative*
17 *Medicine*. 2010; 13(10):1225-1235
- 18 36. Byrne A, Sampson C, Baillie J, Harrison K, Hope-Gill B, Hubbard R et al. A mixed-
19 methods study of the Care Needs of individuals with idiopathic Pulmonary fibrosis
20 and their carers--CaNoPy: a study protocol. *BMJ Open*. 2013; 3(8):e003537
- 21 37. Cagle JG, Bunting M, Kelemen A, Lee J, Terry D, Harris R. Psychosocial needs and
22 interventions for heart failure patients and families receiving palliative care support: A
23 systematic review. *Heart Failure Reviews*. 2017:1-16
- 24 38. Campbell C, Harper A, Elliker M. Introducing 'Palcall': An innovative out-of-hours
25 telephone service led by hospice nurses. *International Journal of Palliative Nursing*.
26 2005; 11(11):586-590
- 27 39. Campbell CL, Freytes M, Hoffman N. A home-based intervention's impact on
28 caregiver burden for veterans with dependence performing activities of daily living: An
29 interdisciplinary approach. *Social Work in Health Care*. 2015; 54(5):461-473
- 30 40. Candy B, Jones L, Drake R, Leurent B, King M. Interventions for supporting informal
31 caregivers of patients in the terminal phase of a disease. *Cochrane database of*
32 *systematic reviews (Online)*. 2011; (6):CD007617
- 33 41. Carduff E, Jarvis A, Hight G, Finucane A, Kendall M, Harrison N et al. Piloting a
34 new approach in primary care to identify, assess and support carers of people with
35 terminal illnesses: a feasibility study. *BMC Family Practice*. 2016; 17:18
- 36 42. Carers Trust. Facts about carers 2014. UK C, 2014. Available from:
37 <http://www.carersuk.org/for-professionals/policy/policy-library/facts-about-carers-2014>
- 38 43. Carlebach S, Shucksmith J. A review of an out-of-hours telephone support service
39 for palliative care patients and their families. *International Journal of Palliative*
40 *Nursing*. 2010; 16(9):445-450
- 41 44. Carter PA. A brief behavioral sleep intervention for family caregivers of persons with
42 cancer. *Cancer Nursing*. 2006; 29(2):95-103
- 43 45. Caswell G, Hardy B, Ewing G, Kennedy S, Seymour J. Supporting family carers in
44 home-based end-of-life care: using participatory action research to develop a training
45 programme for support workers and volunteers. *BMJ Supportive & Palliative Care*.
46 2017; Epublication

- 1 46. Chan KY, Yip T, Yap DY, Sham MK, Wong YC, Lau VW et al. Enhanced
2 psychosocial support for caregiver burden for patients with chronic kidney failure
3 choosing not to be treated by dialysis or transplantation: A pilot randomized controlled
4 trial. *American Journal of Kidney Diseases*. 2016; 67(4):585-592
- 5 47. Chang JI, Karuza J, Katz PR, Klingensmith K. Patient outcomes in hospital-based
6 respite: a study of potential risks and benefits. *Journal of the American Board of
7 Family Practice*. 1992; 5(5):475-481
- 8 48. Chi NC, Demiris G. A systematic review of telehealth tools and interventions to
9 support family caregivers. *Journal of Telemedicine and Telecare*. 2015; 21(1):37-44
- 10 49. Chi NC, Demiris G, Lewis FM, Walker AJ, Langer SL. Behavioral and educational
11 interventions to support family caregivers in end-of-life care: A systematic review.
12 *American Journal of Hospice & Palliative Medicine*. 2016; 33(9):894-908
- 13 50. Chih MY, DuBenske LL, Hawkins RP, Brown RL, Dinauer SK, Cleary JF et al.
14 Communicating advanced cancer patients' symptoms via the Internet: A pooled
15 analysis of two randomized trials examining caregiver preparedness, physical burden,
16 and negative mood. *Palliative Medicine*. 2014; 27(6):533-543
- 17 51. Chiu L, Tang KR, Wang SP, Shu WC, Chang TP, Chen TR. Family caregivers'
18 priorities for home care: a need assessment study. *Chinese Medical Journal*. 1997;
19 60(6):303-312
- 20 52. Choi YK. The effect of music and progressive muscle relaxation on anxiety, fatigue,
21 and quality of life in family caregivers of hospice patients. *Journal of Music Therapy*.
22 2010; 47(1):53-69
- 23 53. Christakis NA, Iwashyna TJ. The health impact of health care on families: A matched
24 cohort study of hospice use by decedents and mortality outcomes in surviving,
25 widowed spouses. *Social Science and Medicine*. 2003; 57(3):465-475
- 26 54. Clark MM, Rummans TA, Sloan JA, Jensen A, Atherton PJ, Frost MH et al. Quality of
27 life of caregivers of patients with advanced-stage cancer. *American Journal of
28 Hospice and Palliative Care*. 2006; 23(3):185-191
- 29 55. Claxton-Oldfield S. Hospice palliative care volunteers: The benefits for patients,
30 family caregivers, and the volunteers. *Palliative and Supportive Care*. 2015;
31 13(3):809-813
- 32 56. Clayton JM, Butow PN, Tattersall MH, Devine RJ, Simpson JM, Aggarwal G et al.
33 Randomized controlled trial of a prompt list to help advanced cancer patients and
34 their caregivers to ask questions about prognosis and end-of-life care. *Journal of
35 Clinical Oncology*. 2007; 25(6):715-723
- 36 57. Collins LG, Swartz K. Caregiver care. *American Family Physician*. 2011;
37 83(11):1309-1317
- 38 58. Connell T, Griffiths R, Fernandez RS, Tran D, Agar M, Harlum J. Quality-of-life
39 trajectory of clients and carers referred to a community palliative care service.
40 *International Journal of Palliative Nursing*. 2011; 17(2):80-85
- 41 59. Cruz-Oliver DM, Malmstrom TK, Fernandez N, Parikh M, Garcia J, Sanchez-Reilly S.
42 Education intervention "Caregivers Like Me" for Latino family caregivers improved
43 attitudes toward professional assistance at end-of-life care. *American Journal of
44 Hospice and Palliative Care*. 2016; 33(6):527-536
- 45 60. Curtis JR, Engelberg RA, Wenrich MD, Shannon SE, Treece PD, Rubenfeld GD.
46 Missed opportunities during family conferences about end-of-life care in the intensive

- 1 care unit. *American Journal of Respiratory and Critical Care Medicine*. 2005;
2 171(8):844-849
- 3 61. Curtis L, Burns A. Unit costs of health & social care 2016. Canterbury. University of
4 Kent Personal Social Services Research Unit, 2016.
- 5 62. Dal Santo TS, Scharlach AE, Nielsen J, Fox PJ. A stress process model of family
6 caregiver service utilization: Factors associated with respite and counseling service
7 use. *Journal of Gerontological Social Work*. 2007; 49(4):29-49
- 8 63. Davis C. End of life care: a rapid response hospice at home service. *Nursing Older
9 People*. 2010; 22(4):22-24
- 10 64. Davis EL, Deane FP, Lyons GC. An acceptance and commitment therapy self-help
11 intervention for carers of patients in palliative care: Protocol of a feasibility
12 randomised controlled trial. *Journal of Health Psychology*. 2016; 22:22
- 13 65. Davis JD, Tremont G, Bishop DS, Fortinsky RH. A telephone-delivered psychosocial
14 intervention improves dementia caregiver adjustment following nursing home
15 placement. *International Journal of Geriatric Psychiatry*. 2011; 26(4):380-387
- 16 66. Demiris G, Oliver DR, Hensel B, Dickey G, Rantz M, Skubic M. Use of videophones
17 for distant caregiving: An enriching experience for families and residents in long-term
18 care. *Journal of Gerontological Nursing*. 2008; 34(7):50-55
- 19 67. Demiris G, Parker Oliver DR, Courtney KL, Porock D. Use of technology as a
20 support mechanism for caregivers of hospice patients. *Journal of Palliative Care*.
21 2005; 21(4):303-309
- 22 68. Department of Health. The Care Act 2014: Regulations and guidance for
23 implementation of Part 1 of the Act in 2015/16. Department of Health, 2014.
24 Available from:
25 http://www.legislation.gov.uk/ukia/2014/407/pdfs/ukia_20140407_en.pdf
- 26 69. Department of Health. Economic case for local investment in carer support.
27 Department of Health, 2015. Available from:
28 <https://www.local.gov.uk/sites/default/files/.../economic-case-investment--530.pdf>
- 29 70. Dias A, Dewey ME, D'Souza J, Dhume R, Motghare DD, Shaji KS et al. The
30 effectiveness of a home care program for supporting caregivers of persons with
31 dementia in developing countries: a randomised controlled trial from Goa, India. *PLoS
32 One*. 2008; 3(6):e2333
- 33 71. Dionne-Odom JN, Azuero A, Lyons KD, Hull JG, Prescott AT, Tosteson T et al.
34 Family caregiver depressive symptom and grief outcomes from the ENABLE III
35 randomized controlled trial. *Journal of Pain and Symptom Management*. 2016;
36 52(3):378-385
- 37 72. Dionne-Odom JN, Azuero A, Lyons KD, Hull JG, Tosteson T, Li Z et al. Benefits of
38 early versus delayed palliative care to informal family caregivers of patients with
39 advanced cancer: Outcomes from the ENABLE III randomized controlled trial.
40 *Journal of Clinical Oncology*. 2015; 33(13):1446-1452
- 41 73. Docherty A, Owens A, Asadi-Lari M, Petchey R, Williams J, Carter YH. Knowledge
42 and information needs of informal caregivers in palliative care: A qualitative
43 systematic review. *Palliative Medicine*. 2008; 22(2):153-171
- 44 74. Donath C, Winkler A, Grassel E. Short-term residential care for dementia patients:
45 Predictors for utilization and expected quality from a family caregiver's point of view.
46 *International Psychogeriatrics*. 2009; 21(4):703-710

- 1 75. Donovan R, Williams A, Stajduhar K, Brazil K, Marshall D. The influence of culture
2 on home-based family caregiving at end-of-life: A case study of Dutch reformed
3 family care givers in Ontario, Canada. *Social Science and Medicine*. 2011;
4 72(3):338-346
- 5 76. Douglas SL, Daly BJ. Effect of an integrated cancer support team on caregiver
6 satisfaction with end-of-life care. *Oncology Nursing Forum*. 2014; 41(4):E248-E255
- 7 77. Dracup K, Moser DK, Taylor SE, Guzy PM. The psychological consequences of
8 cardiopulmonary resuscitation training for family members of patients at risk for
9 sudden death. *American Journal of Public Health*. 1997; 87(9):1434-1439
- 10 78. Dröes R-M, Meiland F, Schmitz M, van Tilburg W. Effect of combined support for
11 people with dementia and carers versus regular day care on behaviour and mood of
12 persons with dementia: Results from a multi-centre implementation study.
13 *International Journal of Geriatric Psychiatry*. 2004; 19(7):673-684
- 14 79. Drees RM, Breebaart E, Ettema TP, Tilburg W, Mellenbergh GJ. Effect of integrated
15 family support versus day care only on behavior and mood of patients with dementia.
16 *International Psychogeriatrics*. 2000; 12(1):99-115
- 17 80. DuBenske LL, Gustafson DH, Namkoong K, Hawkins RP, Atwood AK, Brown RL et
18 al. CHES improves cancer caregivers' burden and mood: Results of an eHealth
19 RCT. *Health Psychology*. 2013; 33(10):1261-1272
- 20 81. DuBenske LL, Gustafson DH, Namkoong K, Hawkins RP, Atwood AK, Brown RL et
21 al. CHES improves cancer caregivers' burden and mood: results of an eHealth
22 RCT. *Health Psychology*. 2014; 33(10):1261-1272
- 23 82. Easom LR, Alston G, Coleman R. A rural community translation of a dementia
24 caregiving intervention. *Online Journal of Rural Nursing and Health Care*. 2013;
25 13(1):66-91
- 26 83. Empeno J, Raming NT, Irwin SA, Nelesen RA, Lloyd LS. The hospice caregiver
27 support project: Providing support to reduce caregiver stress. *Journal of Palliative
28 Medicine*. 2011; 14(5):593-597
- 29 84. Empeno J, Raming NTJ, Irwin SA, Nelesen RA, Lloyd LS. The impact of additional
30 support services on caregivers of hospice patients and hospice social workers.
31 *Omega*. 2013; 67(1-2):53-61
- 32 85. Engelhardt JB, Rizzo VM, Della Penna RD, Feigenbaum PA, Kirkland KA, Nicholson
33 JS et al. Effectiveness of care coordination and health counseling in advancing
34 illness. *American Journal of Managed Care*. 2009; 15(11):817-825
- 35 86. Ewing G, Brundle C, Payne S, Grande G, National Association for Hospice at H. The
36 Carer Support Needs Assessment Tool (CSNAT) for use in palliative and end-of-life
37 care at home: A validation study. *Journal of Pain and Symptom Management*. 2013;
38 46(3):395-405
- 39 87. Ferre-Grau C, Casado MS, Cid-Buera D, M LL-F, Monteso-Curto P, Berenguer-
40 Poblet M. Caring for family caregivers: An analysis of a family-centered intervention.
41 *Revista da Escola de Enfermagem da USP*. 2014; 48 (Spec No):87-94
- 42 88. Ferrell BR, Grant M, Chan J, Ahn C, Ferrell BA. The impact of cancer pain education
43 on family caregivers of elderly patients. *Oncology Nursing Forum*. 1995; 22(8):1211-
44 1218

- 1 89. Fetherstonhaugh D, McAuliffe L, Bauer M, Shanley C. Decision-making on behalf of
2 people living with dementia: how do surrogate decision-makers decide? *Journal of*
3 *Medical Ethics*. 2017; 43(1):35-40
- 4 90. Flanagan-Kaminsky D. Intentional anticipatory mourning, caregiver and bereavement
5 support program for terminally ill veterans, their families & caregivers in the VA
6 contract home hospice program. *Omega (United States)*. 2013; 67(1-2):69-77
- 7 91. Fridriksdottir N, Sigurdardottir V, Gunnarsdottir S. Important needs of families in
8 acute and palliative care settings assessed with the family inventory of needs.
9 *Palliative Medicine*. 2006; 20(4):425-432
- 10 92. Fukui M, Iwase S, Sakata N, Kuroda Y, Yoshiuchi K, Nakagawa K et al.
11 Effectiveness of using clinical guidelines for conducting palliative care family
12 meetings in Japan. *Supportive Care in Cancer*. 2013; 21(1):53-58
- 13 93. Fukui S, Kawagoe H, Masako S, Noriko N, Hiroko N, Toshie M. Determinants of the
14 place of death among terminally ill cancer patients under home hospice care in
15 Japan. *Palliative Medicine*. 2003; 17(5):445-453
- 16 94. Fusco-Karmann C, Tamburini M. Volunteers in hospital and home care: A precious
17 resource. *Tumori*. 1994; 80(4):269-272
- 18 95. Garland S, Carlson LE, Marr H, Simpson S. Recruitment and retention of palliative
19 cancer patients and their partners participating in a longitudinal evaluation of a
20 psychosocial retreat program. *Palliative and Supportive Care*. 2009; 7(1):49-56
- 21 96. Gaugler JE, Roth DL, Haley WE, Mittelman MS. Can counseling and support reduce
22 burden and depressive symptoms in caregivers of people with Alzheimer's disease
23 during the transition to institutionalization? Results from the New York University
24 caregiver intervention study. *Journal of the American Geriatrics Society*. 2008;
25 56(3):421-428
- 26 97. Godkin MA, Krant MJ, Doster NJ. The impact of hospice care on families.
27 *International Journal of Psychiatry in Medicine*. 1983; 13(2):153-165
- 28 98. Golder S, Mason A, Spilsbury K. Systematic searches for the effectiveness of respite
29 care. *Journal of the Medical Library Association*. 2008; 96(2):147-152
- 30 99. Gomes B, Calanzani N, Curiale V, McCrone P, Higginson IJ. Effectiveness and cost-
31 effectiveness of home palliative care services for adults with advanced illness and
32 their caregivers. *Cochrane Database of Systematic Reviews* 2013, Issue 6. Art.
33 No.: CD007760. DOI: 10.1002/14651858.CD007760.pub2.
- 34 100. Gomes B, Higginson IJ. Factors influencing death at home in terminally ill patients
35 with cancer: Systematic review. *BMJ*. 2006; 332(7540):515-518
- 36 101. Gomez-Batiste X, Buisan M, Gonzalez MP, Velasco D, de Pascual V, Espinosa J et
37 al. The "La Caixa" Foundation and WHO Collaborating Center Spanish National
38 Program for enhancing psychosocial and spiritual palliative care for patients with
39 advanced diseases, and their families: preliminary findings. *Palliative and Supportive*
40 *Care*. 2011; 9(3):239-249
- 41 102. Gomez-Batiste X, Mateo-Ortega D, Lasmarias C, Novellas A, Espinosa J, Beas E et
42 al. Enhancing psychosocial and spiritual palliative care: Four-year results of the
43 program of comprehensive care for people with advanced illnesses and their families
44 in Spain. *Palliative and Supportive Care*. 2017; 15(1):98-109

- 1 103. Gralow I, von Hornstein W, Voss H. A day-care pain clinic--its possibilities and
2 limitations in the treatment of cancer patients. *Acta Anaesthesiologica Belgica*.
3 1995; 46(3-4):169-179
- 4 104. Grande G, Stajduhar K, Aoun S, Toye C, Funk L, Addington-Hall J et al. Supporting
5 lay carers in end of life care: current gaps and future priorities. *Palliative Medicine*.
6 2009; 23(4):339-344
- 7 105. Grande GE, Austin L, Ewing G, O'Leary N, Roberts C. Assessing the impact of a
8 Carer Support Needs Assessment Tool (CSNAT) intervention in palliative home care:
9 a stepped wedge cluster trial. *BMJ Support Palliat Care*. 2017; 7(3):326-334
- 10 106. Grande GE, Todd CJ, Barclay SI, Farquhar MC. A randomized controlled trial of a
11 hospital at home service for the terminally ill. *Palliative Medicine*. 2012; 14(5):375-
12 385
- 13 107. Greene A, Aranda S, Tieman JJ, Fazekas B, Currow DC. Can assessing caregiver
14 needs and activating community networks improve caregiver-defined outcomes? A
15 single-blind, quasi-experimental pilot study: Community facilitator pilot. *Palliative*
16 *Medicine*. 2012; 26(7):917-923
- 17 108. Greene VL, Monahan DJ. The effect of a professionally guided caregiver support and
18 education group on institutionalization of care receivers. *Gerontologist*. 1987;
19 27(6):716-721
- 20 109. Greer DS, Mor V, Morris JN. An alternative in terminal care: Results of the National
21 Hospice Study. *Journal of Chronic Diseases*. 1986; 39(1):9-26
- 22 110. Guerriere D, Husain A, Zagorski B, Marshall D, Seow H, Brazil K et al. Predictors of
23 caregiver burden across the home-based palliative care trajectory in Ontario,
24 Canada. *Health & Social Care in the Community*. 2016; 24(4):428-438
- 25 111. Gustafson DH, DuBenske LL, Namkoong K, Hawkins R, Chih MY, Atwood AK et al.
26 An eHealth system supporting palliative care for patients with non-small cell lung
27 cancer: A randomized trial. *Cancer*. 2013; 119(9):1744-1751
- 28 112. Haley WE, Bergman EJ, Roth DL, McVie T, Gaugler JE, Mittelman MS. Long-term
29 effects of bereavement and caregiver intervention on dementia caregiver depressive
30 symptoms. *Gerontologist*. 2008; 48(6):732-740
- 31 113. Hall J, Kenny P, Hossain I, Street DJ, Knox SA. Providing informal care in terminal
32 illness: An analysis of preferences for support using a discrete choice experiment.
33 *Medical Decision Making*. 2014; 34(6):731-745
- 34 114. Hannon B, O'Reilly V, Bennett K, Breen K, Lawlor PG. Meeting the family: Measuring
35 effectiveness of family meetings in a specialist inpatient palliative care unit. *Palliative*
36 *and Supportive Care*. 2012; 10(1):43-49
- 37 115. Hanson EJ, Tetley J, Shewan J. Supporting family carers using interactive multimedia.
38 *British Journal of Nursing*. 2000; 9(11):713-719
- 39 116. Harding R, Higginson IJ. What is the best way to help caregivers in cancer and
40 palliative care? A systematic literature review of interventions and their effectiveness.
41 *Palliative Medicine*. 2003; 17(1):63-74
- 42 117. Harding R, Higginson IJ, Leam C, Donaldson N, Pearce A, George R et al.
43 Evaluation of a short-term group intervention for informal carers of patients attending
44 a home palliative care service. *Journal of Pain and Symptom Management*. 2004;
45 27(5):396-408

- 1 118. Harding R, Leam C, Pearce A, Taylor E, Higginson IJ. A multi-professional short-
2 term group intervention for informal caregivers of patients using a home palliative
3 care service. *Journal of Palliative Care*. 2002; 18(4):275-281
- 4 119. Harding R, List S, Epiphaniou E, Jones H. How can informal caregivers in cancer
5 and palliative care be supported? An updated systematic literature review of
6 interventions and their effectiveness. *Palliative Medicine*. 2012; 26(1):7-22
- 7 120. Hatton I, McDonald K, Nancarrow L, Fletcher K. The Griffith area palliative care
8 service: a pilot project. *Australian Health Review*. 2003; 26(2):11-18
- 9 121. Hauser JM, Kramer BJ. Family caregivers in palliative care. *Clinics in Geriatric*
10 *Medicine*. 2004; 20(4):671-688, vi
- 11 122. Hayes JM. Respite for caregivers. A community-based model in a rural setting.
12 *Journal of Gerontological Nursing*. 1999; 25(1):22-26
- 13 123. Healy S, Israel F, Charles MA, Reymond L. An educational package that supports
14 laycarers to safely manage breakthrough subcutaneous injections for home-based
15 palliative care patients: Development and evaluation of a service quality
16 improvement. *Palliative Medicine*. 2013; 27(6):562-570
- 17 124. Hebert RS, Schulz R, Copeland VC, Arnold RM. Pilot testing of a question prompt
18 sheet to encourage family caregivers of cancer patients and physicians to discuss
19 end-of-life issues. *American Journal of Hospice & Palliative Medicine*. 2009;
20 26(1):24-32
- 21 125. Hecht MJ, Graesel E, Tigges S, Hillemacher T, Winterholler M, Hilz MJ et al. Burden
22 of care in amyotrophic lateral sclerosis. *Palliative Medicine*. 2003; 17(4):327-333
- 23 126. Hendrix C, Tepfer S, Forest S, Ziegler K, Fox V, Stein J et al. Transitional Care
24 Partners: a hospital-to-home support for older adults and their caregivers. *Journal of*
25 *the American Association of Nurse Practitioners*. 2013; 25(8):407-414
- 26 127. Hendrix CC, Abernethy A, Sloane R, Misuraca J, Moore J. A pilot study on the
27 influence of an individualized and experiential training on cancer caregiver's self-
28 efficacy in home care and symptom management. *Home Healthcare Nurse*. 2009;
29 27(5):271-278
- 30 128. Henriksson A, Arestedt K, Benzein E, Ternstedt BM, Andershed B. Effects of a
31 support group programme for patients with life-threatening illness during ongoing
32 palliative care. *Palliative Medicine*. 2013; 27(3):257-264
- 33 129. Hess M. The new Palliative Care Outreach Program - A resounding success.
34 *Supportive Care in Cancer*. 1999; 7(5):298-301
- 35 130. Holdsworth LM, Gage H, Coulton S, King A, Butler C. A quasi-experimental
36 controlled evaluation of the impact of a hospice rapid response community service for
37 end-of-life care on achievement of preferred place of death. *Palliative Medicine*.
38 2015; 29(9):817-825
- 39 131. Horey D, Street AF, O'Connor M, Peters L, Lee SF. Training and supportive
40 programs for palliative care volunteers in community settings. *Cochrane Database of*
41 *Systematic Reviews* 2015, Issue 7. Art. No.: CD009500. DOI:
42 10.1002/14651858.CD009500.pub2.
- 43 132. Horton R, Rucker G, Dale A, Young J, Hernandez P, Sinuff T. Implementing a
44 palliative care trial in advanced COPD: A feasibility assessment (the COPD IMPACT
45 study). *Journal of Palliative Medicine*. 2013; 16(1):67-73

- 1 133. Hudson P. Home-based support for palliative care families: challenges and
2 recommendations. *Medical Journal of Australia*. 2003; 179(Suppl 6):S35-37
- 3 134. Hudson P. A critical review of supportive interventions for family caregivers of
4 patients with palliative-stage cancer. *Journal of Psychosocial Oncology*. 2004;
5 22(4):77-92
- 6 135. Hudson P, Aranda S. The Melbourne Family Support Program: evidence-based
7 strategies that prepare family caregivers for supporting palliative care patients. *BMJ*
8 *Supportive & Palliative Care*. 2016; 4(3):231-237
- 9 136. Hudson P, Quinn K, Kristjanson L, Thomas T, Braithwaite M, Fisher J et al.
10 Evaluation of a psycho-educational group programme for family caregivers in home-
11 based palliative care. *Palliative Medicine*. 2008; 22(3):270-280
- 12 137. Hudson P, Thomas T, Quinn K, Aranda S. Family meetings in palliative care: Are
13 they effective? *Palliative Medicine*. 2009; 23(2):150-157
- 14 138. Hudson P, Thomas T, Quinn K, Cockayne M, Braithwaite M. Teaching family carers
15 about home-based palliative care: Final results from a group education program.
16 *Journal of Pain and Symptom Management*. 2009; 38(2):299-308
- 17 139. Hudson P, Trauer T, Kelly B, O'Connor M, Thomas K, Summers M et al. Reducing
18 the psychological distress of family caregivers of home-based palliative care patients:
19 Short-term effects from a randomised controlled trial. *Psycho-Oncology*. 2013;
20 22(9):1987-1993
- 21 140. Hudson P, Trauer T, Kelly B, O'Connor M, Thomas K, Zordan R et al. Reducing the
22 psychological distress of family caregivers of home based palliative care patients:
23 Longer term effects from a randomised controlled trial. *Psycho-Oncology*. 2015;
24 24(1):19-24
- 25 141. Hudson PL, Aranda S, Hayman-White K. A psycho-educational intervention for
26 family caregivers of patients receiving palliative care: a randomized controlled trial.
27 *Journal of Pain and Symptom Management*. 2005; 30(4):329-341
- 28 142. Hudson PL, Remedios C, Thomas K. A systematic review of psychosocial
29 interventions for family carers of palliative care patients. *BMC Palliative Care*. 2010;
30 9 17
- 31 143. Hudson PL, Trauer T, Graham S, Grande G, Ewing G, Payne S et al. A systematic
32 review of instruments related to family caregivers of palliative care patients. *Palliative*
33 *Medicine*. 2010; 24(7):656-668
- 34 144. Hudson PL, Trauer T, Lobb E, Zordan R, Williams A, Quinn K et al. Supporting family
35 caregivers of hospitalised palliative care patients: a psychoeducational group
36 intervention. *BMJ Supportive & Palliative Care*. 2012; 2(2):115-120
- 37 145. Hulbert N, Morrison V. A preliminary study into stress in palliative care: Optimism,
38 self-efficacy and social support. *Psychology, Health and Medicine*. 2006; 11(2):246-
39 254
- 40 146. Hwang MS, Ryu HS. [Effects of a palliative care program based on home care
41 nursing]. *Journal of Korean Academy of Nursing*. 2009; 39(4):528-538
- 42 147. Ingleton C, Payne S, Nolan M, Carey I. Respite in palliative care: A review and
43 discussion of the literature. *Palliative Medicine*. 2003; 17(7):567-575
- 44 148. Jack BA, Baldry CR, Groves KE, Whelan A, Sephton J, Gaunt K. Supporting home
45 care for the dying: An evaluation of healthcare professionals' perspectives of an

- 1 individually tailored hospice at home service. *Journal of Clinical Nursing*. 2013;
2 22(19-20):2778-2786
- 3 149. Jegermalm M. Direct and indirect support for carers: patterns of support for informal
4 caregivers to elderly people in Sweden. *Journal of Gerontological Social Work*.
5 2002; 38(4):67-84
- 6 150. Jensen M, Agbata IN, Canavan M, McCarthy G. Effectiveness of educational
7 interventions for informal caregivers of individuals with dementia residing in the
8 community: Systematic review and meta-analysis of randomised controlled trials.
9 *International Journal of Geriatric Psychiatry*. 2015; 30(2):130-143
- 10 151. Jezewski MA, Finnell DS. The meaning of DNR status: Oncology nurses'
11 experiences with patients and families. *Cancer Nursing*. 1998; 21(3):212-221
- 12 152. Joanna Briggs Institute. Caregiver burden of terminally-ill adults in the home setting.
13 *Nursing & Health Sciences*. 2012; 14(4):435-437
- 14 153. Johnson IS, Cockburn M, Pegler J. The Marie Curie/St Luke's Relative Support
15 Scheme: A home care service for relatives of the terminally ill. *Journal of Advanced*
16 *Nursing*. 1988; 13(5):565-570
- 17 154. Johnson M, Maguire M. Give me a break--benefits of a caregiver support service.
18 *Journal of Gerontological Nursing*. 1989; 15(11):22-26
- 19 155. Joling KJ, Bosmans JE, Marwijk HW, Horst HE, Scheltens P, MacNeil Vroomen JL et
20 al. The cost-effectiveness of a family meetings intervention to prevent depression
21 and anxiety in family caregivers of patients with dementia: a randomized trial. *Trials*.
22 2015; 14:305
- 23 156. Juarez G, Ferrell B, Uman G, Podnos Y, Wagman LD. Distress and quality of life
24 concerns of family caregivers of patients undergoing palliative surgery. *Cancer*
25 *Nursing*. 2008; 31(1):2-10
- 26 157. Judge KS, Bass DM, Snow AL, Wilson NL, Morgan R, Looman WJ et al. Partners in
27 dementia care: A care coordination intervention for individuals with dementia and
28 their family caregivers. *Gerontologist*. 2011; 51(2):261-272
- 29 158. Kanacki LS, Roth P, Georges JM, Herring P. Shared Presence: Caring for a Dying
30 Spouse. *Journal of Hospice and Palliative Nursing*. 2012; 14(6):414-425
- 31 159. Kane RL, Wales J, Bernstein L, Leibowitz A, Kaplan S. A randomised controlled trial
32 of hospice care. *Lancet*. 1984; 1(8382):890-894
- 33 160. Keefe FJ, Ahles TA, Sutton L, Dalton J, Baucom D, Pope MS et al. Partner-guided
34 cancer pain management at the end of life: a preliminary study. *Journal of Pain and*
35 *Symptom Management*. 2005; 29(3):263-272
- 36 161. Khan Joad AS, Mayamol TC, Chaturvedi M. What does the informal caregiver of a
37 terminally ill cancer patient need? A study from a cancer centre. *Indian Journal of*
38 *Palliative Care*. 2011; 17(3):191-196
- 39 162. King A, Parsons M. An evaluation of two respite models for older people and their
40 informal caregivers. *New Zealand Medical Journal*. 2005; 118(1214):U1440
- 41 163. Kissane D, Zaider T, Lederberg M, Schuler T, Li Y, Hichenberg S et al. Outcomes of
42 randomized controlled trial of family focused grief therapy in palliative care and
43 bereavement. *Psycho-Oncology*. 2015; 24(special):11

- 1 164. Kissane DW, McKenzie M, Bloch S, Moskowitz C, McKenzie DP, O'Neill I. Family
2 focused grief therapy: a randomized, controlled trial in palliative care and
3 bereavement. *American Journal of Psychiatry*. 2006; 163(7):1208-1218
- 4 165. Kissane DW, Zaider TI, Li Y, Hichenberg S, Schuler T, Lederberg M et al.
5 Randomized controlled trial of family therapy in advanced cancer continued into
6 bereavement. *Journal of Clinical Oncology*. 2016; 34(16):1921-1927
- 7 166. Knight BG, Lutzky SM, Macofsky-Urban F. A meta-analytic review of interventions for
8 caregiver distress: Recommendations for future research. *Gerontologist*. 1993;
9 33(2):240-248
- 10 167. Kosloski K, Montgomery RJ. The effects of respite on caregivers of Alzheimer's
11 patients: One-year evaluation of the Michigan Model Respite Programs. *Journal of*
12 *Applied Gerontology*. 1993; 12(1):4-17
- 13 168. Kwak J, Salmon JR, Acquaviva KD, Brandt K, Egan KA. Benefits of training family
14 caregivers on experiences of closure during end-of-life care. *Journal of Pain and*
15 *Symptom Management*. 2007; 33(4):434-445
- 16 169. Lecouturier J, Jacoby A, Bradshaw C, Lovel T, Eccles M. Lay carers' satisfaction with
17 community palliative care: Results of a postal survey. South Tyneside MAAG
18 Palliative Care Study Group. *Palliative Medicine*. 1999; 13(4):275-283
- 19 170. Lee D, Morgan K, Lindesay J. Effect of institutional respite care on the sleep of
20 people with dementia and their primary caregivers. *Journal of the American*
21 *Geriatrics Society*. 2007; 55(2):252-258
- 22 171. Lee L, Howard K, Wilkinson L, Kern C, Hall S. Developing a policy to empower
23 informal carers to administer subcutaneous medication in community palliative care; a
24 feasibility project. *International Journal of Palliative Nursing*. 2016; 22(8):369-378
- 25 172. Lee MK, Yun YH. Family functioning predicts end-of-life care quality in patients with
26 cancer: multicenter prospective cohort study. *Cancer Nursing*. 2017; Epublication
- 27 173. Leong J, Madjar I, Fiveash B. Needs of family carers of elderly people with dementia
28 living in the community. *Australasian Journal on Ageing*. 2001; 20(3):133-138
- 29 174. Leow M, Chan S, Chan M. A pilot randomized, controlled trial of the effectiveness of
30 a psychoeducational intervention on family caregivers of patients with advanced
31 cancer. *Oncology Nursing Forum*. 2015; 42(2):E63-72
- 32 175. Linsk NL, Osterbusch SE, Simon-Rusinowitz L, Keigher SM. Community agency
33 support of family caregiving. *Health and Social Work*. 1988; 13(3):209-218
- 34 176. Livingston G, Barber J, Rapaport P, Knapp M, Griffin M, Romeo R et al. START
35 (STrAtegies for RelaTives) study: a pragmatic randomised controlled trial to
36 determine the clinical effectiveness and cost-effectiveness of a manual-based coping
37 strategy programme in promoting the mental health of carers of people with
38 dementia. *Health Technology Assessment*. 2014; 18(61):i-xxvi+1-242
- 39 177. Longacre ML. Cancer caregivers information needs and resource preferences.
40 *Journal of Cancer Education*. 2013; 28(2):297-305
- 41 178. Lorenz KA, Lynn J, Dy SM, Shugarman LR, Wilkinson A, Mularski RA et al. Evidence
42 for improving palliative care at the end of life: A systematic review. *Annals of Internal*
43 *Medicine*. 2008; 148(2):147-159
- 44 179. Luker K, Cooke M, Dunn L, Lloyd-Williams M, Pilling M, Todd C. Development and
45 evaluation of an intervention to support family caregivers of people with cancer to

- 1 provide home-based care at the end of life: A feasibility study. *European journal of*
2 *oncology nursing : the official journal of European Oncology Nursing Society.* 2015;
3 19(2):154-161
- 4 180. Lyon ME, Garvie PA, McCarter R, Briggs L, He J, D'Angelo LJ. Who will speak for
5 me? Improving end-of-life decision-making for adolescents with HIV and their
6 families. *Pediatrics.* 2009; 123(2):e199-206
- 7 181. Magnusson L, Hanson E. Supporting frail older people and their family carers at
8 home using information and communication technology: Cost analysis. *Journal of*
9 *Advanced Nursing.* 2005; 51(6):645-657
- 10 182. Mason A, Weatherly H, Spilsbury K, Arksey H, Golder S, Adamson J et al. A
11 systematic review of the effectiveness and cost-effectiveness of different models of
12 community-based respite care for frail older people and their carers. *Health*
13 *Technology Assessment.* 2007; 11(15):1-176
- 14 183. May CR, Cummings A, Myall M, Harvey J, Pope C, Griffiths P et al. Experiences of
15 long-term life-limiting conditions among patients and carers : what can we learn from
16 a meta-review of systematic reviews of qualitative studies of chronic heart failure,
17 chronic obstructive pulmonary disease and chronic kidney disease? *BMJ Open.*
18 2016; 6:e011694
- 19 184. McLean LM, Walton T, Rodin G, Esplen MJ, Jones JM. A couple-based intervention
20 for patients and caregivers facing end-stage cancer: Outcomes of a randomized
21 controlled trial. *Psycho-Oncology.* 2013; 22(1):28-38
- 22 185. McMillan SC. Quality of life of primary caregivers of hospice patients with cancer.
23 *Cancer Practice.* 1996; 4(4):191-198
- 24 186. McMillan SC. Interventions to facilitate family caregiving at the end of life. *Journal of*
25 *Palliative Medicine.* 2005; 8(suppl 1):s132-s139
- 26 187. McMillan SC, Mahon M. The impact of hospice services on the quality of life of
27 primary caregivers. *Oncology Nursing Forum.* 1994; 21(7):1189-1195
- 28 188. McMillan SC, Small BJ, Weitzner M, Schonwetter R, Tittle M, Moody L et al. Impact
29 of coping skills intervention with family caregivers of hospice patients with cancer: A
30 randomized clinical trial. *Cancer.* 2006; 106(1):214-222
- 31 189. McNamara B, Rosenwax L. Which carers of family members at the end of life need
32 more support from health services and why? *Social Science and Medicine.* 2010;
33 70(7):1035-1041
- 34 190. Mittelman MS, Roth DL, Clay OJ, Haley WE. Preserving health of alzheimer
35 caregivers: Impact of a spouse caregiver intervention. *American Journal of Geriatric*
36 *Psychiatry.* 2007; 15(9):780-789
- 37 191. Miyashita M, Morita T, Ichikawa T, Sato K, Shima Y, Uchitomi Y. Quality indicators of
38 end-of-life cancer care from the bereaved family members' perspective in Japan.
39 *Journal of Pain and Symptom Management.* 2009; 37(6):1019-1026
- 40 192. Montgomery RJ, Borgatta EF. The effects of alternative support strategies on family
41 caregiving. *Gerontologist.* 1989; 29(4):457-464
- 42 193. Morris SM, King C, Turner M, Payne S. Family carers providing support to a person
43 dying in the home setting: A narrative literature review. *Palliative Medicine.* 2015;
44 29(6):487-495

- 1 194. Mystakidou K, Parpa E, Panagiotou I, Tsilika E, Galanos A, Gouliamos A.
2 Caregivers' anxiety and self-efficacy in palliative care. *European Journal of Cancer*
3 *Care*. 2013; 22(2):188-195
- 4 195. National Institute for Health and Care Excellence. *Developing NICE guidelines: the*
5 *manual*. London. National Institute for Health and Care Excellence, 2014. Available
6 from:
7 <http://www.nice.org.uk/article/PMG20/chapter/1%20Introduction%20and%20overview>
- 8 196. Newcomer RJ, Kang T, Doty P. Allowing spouses to be paid personal care providers:
9 Spouse availability and effects on Medicaid-funded service use and expenditures.
10 *Gerontologist*. 2012; 52(4):517-530
- 11 197. Ng GT. Support for family caregivers: What do service providers say about
12 accessibility, availability and affordability of services? *Health & Social Care in the*
13 *Community*. 2009; 17(6):590-598
- 14 198. Norris K, Merriman MP, Curtis JR, Asp C, Tuholske L, Byock IR. Next of kin
15 perspectives on the experience of end-of-life care in a community setting. *Journal of*
16 *Palliative Medicine*. 2007; 10(5):1101-1115
- 17 199. Northouse L, Kershaw T, Mood D, Schafenacker A. Effects of a family intervention
18 on the quality of life of women with recurrent breast cancer and their family
19 caregivers. *Psycho-Oncology*. 2005; 14(6):478-491
- 20 200. Northouse LL, Mood DW, Schafenacker A, Montie JE, Sandler HM, Forman JD et al.
21 Randomized clinical trial of a family intervention for prostate cancer patients and their
22 spouses. *Cancer*. 2007; 110(12):2809-2818
- 23 201. O'Brien MR, Whitehead B, Jack BA, Mitchell JD. The need for support services for
24 family carers of people with motor neurone disease (MND): Views of current and
25 former family caregivers a qualitative study. *Disability and Rehabilitation*. 2012;
26 34(3):247-256
- 27 202. O'Hara RE, Hull JG, Lyons KD, Bakitas M, Hegel MT, Li Z et al. Impact on caregiver
28 burden of a patient-focused palliative care intervention for patients with advanced
29 cancer. *Palliative and Supportive Care*. 2010; 8(4):395-404
- 30 203. O'Malley S. Helping families care for loved ones. *Quality Letter for Healthcare*
31 *Leaders*. 1996; 8(7):12-15
- 32 204. O'Sullivan TL. Support for families coping with stroke or dementia: special
33 considerations for emergency management. *Radiation Protection Dosimetry*. 2009;
34 134(3-4):197-201
- 35 205. Office for National Statistics. *2011 Census: Key Statistics for England and Wales,*
36 *March 2011*. London. Office for National Statistics, 2012. Available from:
37 [https://www.ons.gov.uk/peoplepopulationandcommunity/populationandmigration/popu](https://www.ons.gov.uk/peoplepopulationandcommunity/populationandmigration/populationestimates/bulletins/2011censuskeystatisticsforenglandandwales/2012-12-11)
38 [lationestimates/bulletins/2011censuskeystatisticsforenglandandwales/2012-12-11](https://www.ons.gov.uk/peoplepopulationandcommunity/populationandmigration/populationestimates/bulletins/2011censuskeystatisticsforenglandandwales/2012-12-11)
- 39 206. Oh MH, Park KM. The Effect of a Social Support Program on Family Caregivers'
40 Role Strain in Elderly Long-term Home Care. *J korean acad community health nurs*.
41 2017; 25(2):137-145
- 42 207. Oliver DP, Washington KT, Wittenberg-Lyles E, Demiris G, Porock D. 'They're part of
43 the team': Participant evaluation of the ACTIVE intervention. *Palliative Medicine*.
44 2009; 23(6):549-555
- 45 208. Onyechi KCN, Onuigbo LN, Eseadi C, Ikechukwu-Ilomuanya AB, Nwaubani OO,
46 Umoke PCI et al. Effects of rational-emotive hospice care therapy on problematic

- 1 assumptions, death anxiety, and psychological distress in a sample of cancer patients
2 and their family caregivers in Nigeria. *International Journal of Environmental*
3 *Research and Public Health*. 2016; 13(9):929
- 4 209. Organisation for Economic Co-operation and Development (OECD). Purchasing
5 power parities (PPP). 2017. Available from: <http://www.oecd.org/std/ppp> Last
6 accessed: 25/08/2017.
- 7 210. Otani H, Morita T, Uno S, Yamamoto R, Hirose H, Matsubara T et al. Effect of leaflet-
8 based intervention on family members of terminally ill patients with cancer having
9 delirium: historical control study. *American Journal of Hospice and Palliative Care*.
10 2014; 31(3):322-326
- 11 211. Park SM, Kim YJ, Kim S, Choi JS, Lim HY, Choi YS et al. Impact of caregivers'
12 unmet needs for supportive care on quality of terminal cancer care delivered and
13 caregiver's workforce performance. *Supportive Care in Cancer*. 2010; 18(6):699-706
- 14 212. Park Y-H. Day healthcare services for family caregivers of older people with stroke:
15 Needs and satisfaction. *Journal of Advanced Nursing*. 2008; 61(6):619-630
- 16 213. Parker Oliver D, Demiris G, Washington K, Kruse RL, Petroski G. Hospice family
17 caregiver involvement in care plan meetings. *American Journal of Hospice &*
18 *Palliative Medicine*. 2017; 34(9):849-859
- 19 214. Parker Oliver D, Demiris G, Wittenberg-Lyles E, Porock D. The use of videophones
20 for patient and family participation in hospice interdisciplinary team meetings: A
21 promising approach. *European Journal of Cancer Care*. 2010; 19(6):729-735
- 22 215. Pecora PJ, et al. Home-based, family-centered services: The impact of training on
23 worker attitudes. *Child Welfare: Journal of Policy, Practice, and Program*. 1985;
24 64(5):529-540
- 25 216. Peeters JM, Van Beek AP, Meerveld JH, Spreeuwenberg PM, Francke AL. Informal
26 caregivers of persons with dementia, their use of and needs for specific professional
27 support: A survey of the National Dementia Programme. *BMC Nursing*. 2010; 9:9
- 28 217. Pfeiffer K, Hautzinger M, Patak M, Grunwald J, Becker C, Albrecht D. Problem-
29 solving in caregiver-counselling (PLiP Study): Study protocol of a cluster randomized
30 pragmatic trial. *BMC Geriatrics*. 2017; 17:64
- 31 218. Pham B, Krahn M. End-of-life care interventions: An economic analysis. *Ontario*
32 *Health Technology Assessment Series*. 2014; 14(18):1-70
- 33 219. Phipps EJ, Braitman LE. Family caregiver satisfaction with care at end of life: report
34 from the cultural variations study (CVAS). *American Journal of Hospice & Palliative*
35 *Medicine*. 2004; 21(5):340-342
- 36 220. Phipps L, Walker R. Educational needs in supportive and end-of-life care.
37 *Nephrology*. 2013; Epublication
- 38 221. Piamjariyakul U, Smith CE, Russell C, Werkowitch M, Elyachar A. The feasibility of a
39 telephone coaching program on heart failure home management for family
40 caregivers. *Heart and Lung*. 2013; 42(1):32-39
- 41 222. Pinguat M, Sorensen S. Helping caregivers of persons with dementia: which
42 interventions work and how large are their effects? *International Psychogeriatrics*.
43 2006; 18(4):577-595
- 44 223. Pottie CG, Burch KA, Thomas LP, Irwin SA. Informal caregiving of hospice patients.
45 *Journal of Palliative Medicine*. 2014; 17(7):845-856

- 1 224. Powell J, Chiu T, Eysenbach G. A systematic review of networked technologies
2 supporting carers of people with dementia. *Journal of Telemedicine and Telecare*.
3 2008; 14(3):154-156
- 4 225. Prick AE, Lange J, Twisk J, Pot AM. The effects of a multi-component dyadic
5 intervention on the psychological distress of family caregivers providing care to
6 people with dementia: A randomized controlled trial. *International Psychogeriatrics*.
7 2016; 27(12):2031-2044
- 8 226. Ratkowski KL, Washington KT, Craig KW, Albright DL. The stress of sadness: The
9 most stressful symptoms for hospice family caregivers. *American Journal of Hospice
10 & Palliative Medicine*. 2015; 32(7):745-749
- 11 227. Reinhardt JP, Chichin E, Posner L, Kassabian S. Vital conversations with family in
12 the nursing home: Preparation for end-stage dementia care. *Journal Of Social Work
13 In End-Of-Life & Palliative Care*. 2014; 10(2):112-126
- 14 228. Rognlie C. Long-term effects of participation in the bereavement support group at the
15 Hospice of Petaluma. *American Journal of Hospice Care*. 1988; 5(6):26-30
- 16 229. Rosell-Murphy M, Bonet-Simó JM, Baena E, Prieto G, Bellerino E, Solé F et al.
17 Intervention to improve social and family support for caregivers of dependent
18 patients: ICIAS study protocol. *BMC Family Practice*. 2015; 15:53
- 19 230. Rowe JM, Rizzo VM. The contribution of practice skills in a care management
20 process for family caregivers. *Journal of Gerontological Social Work*. 2013;
21 56(7):623-639
- 22 231. Salisbury C, Bosanquet N, Wilkinson EK, Franks PJ, Kite S, Lorentzon M et al. The
23 impact of different models of specialist palliative care on patients' quality of life: a
24 systematic literature review. *Palliative Medicine*. 1999; 13(1):3-17
- 25 232. Sautter JM, Tulsy JA, Johnson KS, Olsen MK, Burton-Chase AM, Hoff Lindquist J et
26 al. Caregiver experience during advanced chronic illness and last year of life.
27 *Journal of the American Geriatrics Society*. 2014; 62(6):1082-1090
- 28 233. Schadler JB. Respite care services for the family in Germany. *International Journal
29 of Rehabilitation Research*. 1991; 14(1):49-58
- 30 234. Schaller S, Marinova-Schmidt V, Gobin J, Criegee-Rieck M, Griebel L, Engel S et al.
31 Tailored e-Health services for the dementia care setting: A pilot study of
32 'eHealthMonitor'. *BMC Medical Informatics and Decision Making*. 2015; 15:58
- 33 235. Schaller S, Marinova-Schmidt V, Setzer M, Kondylakis H, Griebel L, Sedlmayr M et
34 al. Usefulness of a tailored eHealth service for informal caregivers and professionals
35 in the dementia treatment and care setting: The eHealthMonitor Dementia Portal.
36 *JMIR Research Protocols*. 2016; 5(2):e47
- 37 236. Schoenmakers B, Buntinx F, Delepeleire J. Supporting family carers of community-
38 dwelling elder with cognitive decline: A randomized controlled trial. *International
39 Journal of Family Medicine Print*. 2010; Epublication
- 40 237. Schoenmakers B, Buntinx F, DeLepeleire J. Supporting the dementia family
41 caregiver: the effect of home care intervention on general well-being. *Aging & Mental
42 Health*. 2010; 14(1):44-56
- 43 238. Schulz R, Rosen J, Klinger J, Musa D, Castle NG, Kane AL et al. Effects of a
44 psychosocial intervention on caregivers of recently placed nursing home residents: A
45 randomized controlled trial. *Clinical Gerontologist*. 2014; 37(4):347-367

- 1 239. Schwartz V. Respite care in a geriatric rehabilitation hospital: A support system for
2 caregivers of disabled elderly. *Social Work in Health Care*. 1993; 18(3-4):193-200
- 3 240. Scott G. A study of family carers of people with a life-threatening illness. 2:
4 Implications of the needs assessment. *International Journal of Palliative Nursing*.
5 2001; 7(7):323-330
- 6 241. Scott JP, Roberto KA, Hutton JT. Families of Alzheimer's victims. Family support to
7 the caregivers. *Journal of the American Geriatrics Society*. 1986; 34(5):348-354
- 8 242. Seitz V, Rosenbaum LK, Apfel NH. Effects of family support intervention: A ten-year
9 follow-up. *Child Development*. 1985; 56(2):376-391
- 10 243. Shope JT, Holmes SB, Sharpe PA, Goodman C, Izenson S, Gilman S et al. Services
11 for persons with dementia and their families: A survey of information and referral
12 agencies in Michigan. *Gerontologist*. 1993; 33(4):529-533
- 13 244. Simonic A, Furlan M, Ravnjak T, Dirkse D. Caring for caregivers: A right way to do it?
14 *Current Opinion in Supportive and Palliative Care*. 2012; 6(3):379-385
- 15 245. Staicovici S. Respite care for all family caregivers: the LifeSpan Respite Care Act.
16 *The Journal of contemporary health law and policy*. 2003; 20(1):243-272
- 17 246. Stetz KM. Caregiving demands during advanced cancer. The spouse's needs.
18 *Cancer Nursing*. 1987; 10(5):260-268
- 19 247. Stirling C, Leggett S, Lloyd B, Scott J, Blizzard L, Quinn S et al. Decision aids for
20 respite service choices by carers of people with dementia: development and pilot
21 RCT. *BMC Medical Informatics and Decision Making*. 2012; 12:21
- 22 248. Stoltz P, Uden G, Willman A. Support for family carers who care for an elderly
23 person at home: A systematic literature review. *Scandinavian Journal of Caring
24 Sciences*. 2004; 18(2):111-119
- 25 249. Strang VR, Haughey M. Factors influencing the caregiver's ability to experience
26 respite. *Journal of Family Nursing*. 1998; 4(3):231-254
- 27 250. Surr CA, Walwyn REA, Lilley-Kelly A, Cicero R, Meads D, Ballard C et al. Evaluating
28 the effectiveness and cost-effectiveness of Dementia Care Mapping™ to enable
29 person-centred care for people with dementia and their carers (DCM-EPIC) in care
30 homes: Study protocol for a randomised controlled trial. *Trials*. 2016; 17:300
- 31 251. Sussman T. The influence of service factors on spousal caregivers' perceptions of
32 community services. *Journal of Gerontological Social Work*. 2009; 52(4):406-422
- 33 252. Swartz AZ. The family support system and nursing home or geriatric day care
34 placement. *Journal - American Health Care Association*. 1982; 8(3):29-30, 32, 34
- 35 253. Tang WR, Tang ST, Kao CY. Psychometric testing of the caregiver quality of life
36 index-cancer on a Taiwanese family caregiver sample. *Cancer Nursing*. 2009;
37 32(3):220-229
- 38 254. Tennstedt SL, Crawford SL, McKinlay JB. Is family care on the decline? A
39 longitudinal investigation of the substitution of formal long-term care services for
40 informal care. *The Milbank quarterly*. 1993; 71(4):601-624
- 41 255. Teno JM, Casey VA, Welch LC, Edgman-Levitan S. Patient-focused, family-centered
42 end-of-life medical care: Views of the guidelines and bereaved family members.
43 *Journal of Pain and Symptom Management*. 2001; 22(3):738-751

- 1 256. Thomas K, Hudson P, Oldham L, Kelly B, Trauer T. Meeting the needs of family
2 carers: An evaluation of three home-based palliative care services in Australia.
3 *Palliative Medicine*. 2010; 24(2):183-191
- 4 257. Thomas K, Moore G. The development and evaluation of a multimedia resource for
5 family carers of patients receiving palliative care: A consumer-led project. *Palliative
6 and Supportive Care*. 2015; 13(3):417-423
- 7 258. Thomas S, Dalton J, Harden M, Eastwood A, Parker G. Updated meta-review of
8 evidence on support for carers. *Health Services and Delivery Research*. 2017; 5(12)
- 9 259. Thompson CA, Spilsbury K, Hall J, Birks Y, Barnes C, Adamson J. Systematic
10 review of information and support interventions for caregivers of people with
11 dementia. *BMC Geriatrics*. 2007; 7:18
- 12 260. Thompson CC, Spilsbury K. Support for carers of people with Alzheimer's type
13 dementia. *Cochrane Database of Systematic Reviews* 1998, Issue 3. Art. No.:
14 CD000454. DOI: 10.1002/14651858.CD000454.
- 15 261. Thomsen KT, Guldin MB, Nielsen MK, Ollars CL, Jensen AB. A process evaluation
16 of systematic risk and needs assessment for caregivers in specialised palliative care.
17 *BMC Palliative Care*. 2017; 16(1):23
- 18 262. Totman J, Pistrang N, Smith S, Hennessey S, Martin J. 'You only have one chance
19 to get it right': A qualitative study of relatives' experiences of caring at home for a
20 family member with terminal cancer. *Palliative Medicine*. 2015; 29(6):496-507
- 21 263. Toye C, Moorin R, Slatyer S, Aoun SM, Parsons R, Hegney D et al. Protocol for a
22 randomised controlled trial of an outreach support program for family carers of older
23 people discharged from hospital. *BMC Geriatrics*. 2015; 15:70
- 24 264. Tremont G, Davis JD, Bishop DS, Fortinsky RH. Telephone-delivered psychosocial
25 intervention reduces burden in dementia caregivers. *Dementia*. 2008; 7(4):503-520
- 26 265. Tsai PC, Yip PK, Tai JJ, Lou MF. Needs of family caregivers of stroke patients: A
27 longitudinal study of caregivers' perspectives. *Patient Preference and Adherence*.
28 2015; 9:449-457
- 29 266. Urbanska K, Szczesniak D, Rymaszewska J, Droes RM. The Meeting Centre
30 Support Programme - An Amsterdam model of integrated support for people with
31 dementia and their carers. *Postepy Psychiatrii i Neurologii*. 2016; 25(1):42-48
- 32 267. Usha K. PA26 Unmet needs and stress among caregivers of bedridden stroke
33 patients in north kerala - a community based study. *BMJ Supportive & Palliative
34 Care*. 2015; 5 (Suppl. 1):A27
- 35 268. van der Smagt-Duijnste ME, Hamers JP, Abu-Saad HH, Zuidhof A. Relatives of
36 hospitalized stroke patients: Their needs for information, counselling and
37 accessibility. *Journal of Advanced Nursing*. 2001; 33(3):307-315
- 38 269. van der Steen JT, Arcand M, Toscani F, de Graas T, Finetti S, Beaulieu M et al. A
39 family booklet about comfort care in advanced dementia: Three-country evaluation.
40 *Journal of the American Medical Directors Association*. 2012; 13(4):368-375
- 41 270. van Exel J, Moree M, Koopmanschap M, Goedheijt TS, Brouwer W. Respite care-An
42 explorative study of demand and use in Dutch informal caregivers. *Health Policy*.
43 2006; 78(2-3):194-208
- 44 271. Van Geytenbeek NF. The family support group. *Canadian Journal of Nursing
45 Administration*. 1991; 4(3):22-24

- 1 272. Vecchio N, Fitzgerald JA, Radford K, Kurrle S. Respite service use among
2 caregivers of older people: comparative analysis of family dementia caregivers with
3 musculoskeletal and circulatory system disorder caregivers. *Aging & Mental Health*.
4 2016; Epublication
- 5 273. Veloso VI, Tripodoro VA. Caregivers burden in palliative care patients: A problem to
6 tackle. *Current Opinion in Supportive & Palliative Care*. 2016; 10(4):330-335
- 7 274. Wagner DL. Families, work, and an aging population: developing a formula that
8 works for the workers. *Journal of Aging and Social Policy*. 2006; 18(3-4):115-125
- 9 275. Walsh K, Jones L, Tookman A, Mason C, McLoughlin J, Blizard R et al. Reducing
10 emotional distress in people caring for patients receiving specialist palliative care.
11 Randomised trial. *British Journal of Psychiatry*. 2007; 190:142-147
- 12 276. Walsh SM, Schmidt LA. Telephone support for caregivers of patients with cancer.
13 *Cancer Nursing*. 2003; 26(6):448-453
- 14 277. Weaver JL, Bradley CT, Brasel KJ. Family engagement regarding the critically ill
15 patient. *Surgical Clinics of North America*. 2012; 92(6):1637-1647
- 16 278. Weiler JB. Respite care for HIV-affected families. *Social Work in Health Care*. 1995;
17 21(1):55-67
- 18 279. Whitlatch CJ, Feinberg LF. Family and friends as respite providers. *Journal of Aging
19 and Social Policy*. 2006; 18(3-4):127-139
- 20 280. Whitley J. The economics case for supporting young carers for Surrey young carers.
21 Ecorys, 2017.
- 22 281. Whittier S, Scharlach AE, Dal Santo TS. Availability of caregiver support services:
23 Implications for implementation of the National Family Caregiver Support Program.
24 *Journal of Aging and Social Policy*. 2005; 17(1):45-62
- 25 282. Witkowski A, Carlsson ME. Support group programme for relatives of terminally ill
26 cancer patients. *Supportive Care in Cancer*. 2004; 12(3):168-175
- 27 283. Wittenberg-Lyles E, Oliver DP, Kruse RL, Demiris G, Gage LA, Wagner K. Family
28 caregiver participation in hospice interdisciplinary team meetings: How does it affect
29 the nature and content of communication? *Health Communication*. 2013; 28(2):110-
30 118
- 31 284. Wodehouse G, McGill P. Support for family carers of children and young people with
32 developmental disabilities and challenging behaviour: What stops it being helpful?
33 *Journal of Intellectual Disability Research*. 2009; 53(7):644-653
- 34 285. Wollin JA, Yates PM, Kristjanson LJ. Supportive and palliative care needs identified
35 by multiple sclerosis patients and their families. *International Journal of Palliative
36 Nursing*. 2006; 12(1):20-26
- 37 286. Woods NF, Yates BC, Primomo J. Supporting families during chronic illness. *Image
38 - the Journal of Nursing Scholarship*. 1989; 21(1):46-50
- 39 287. Yamada M, Hagihara A, Nobutomo K. Coping strategies, care manager support and
40 mental health outcome among Japanese family caregivers. *Health & Social Care in
41 the Community*. 2008; 16(4):400-409
- 42 288. Yang CL, Chiu TY, Hsiung YF, Hu WY. Which factors have the greatest influence on
43 bereaved families' willingness to execute advance directives in Taiwan? *Cancer
44 Nursing*. 2011; 34(2):98-106

- 1 289. Yordi C, DuNah R, Bostrom A, Fox P, Wilkinson A, Newcomer R. Caregiver
2 supports: Outcomes from the Medicare Alzheimer's disease demonstration. *Health*
3 *Care Financing Review*. 1997; 19(2):97-117
- 4 290. Zapart S, Kenny P, Hall J, Servis B, Wiley S. Home-based palliative care in Sydney,
5 Australia: The carer's perspective on the provision of informal care. *Health & Social*
6 *Care in the Community*. 2007; 15(2):97-107
- 7 291. Zarit SH, Stephens MAP, Townsend A, Greene R. Stress reduction for family
8 caregivers: Effects of adult day care use. *Journals of Gerontology Series B:*
9 *Psychological Sciences and Social Sciences*. 1998; 53B(5):S267-277
- 10 292. Zheng Y, Head BA, Schapmire TJ. A systematic review of telehealth in palliative
11 care: caregiver outcomes. *Telemedicine Journal and e-Health*. 2016; 22(4):288-294
- 12

Appendices

Appendix A: Review protocols

Table 29: Review protocol for what are the most clinically and cost-effective support services for carers of (or those important to) people in their last year of life by health and social care professionals?

Question number: Q16

Relevant section of Scope: Service models that provide support for carers or those important to people accessing end of life services.

Field names are based on [PRISMA-P.](#)

ID	Field	Content
I	Review question	What are the most clinically and cost-effective support services for carers of (or those important to) people in their last year of life by health and social care professionals?
II	Type of review question	Intervention A review of health economic evidence related to the same review question was conducted in parallel with this review. For details see the health economic review protocol for this NICE guideline.
III	Objective of the review	To identify the best carer support services for carers of (or people important to) people who might be entering the last year of life
IV	Eligibility criteria – population / disease / condition / issue / domain	Carers of (or those important to) adults (aged over 18 or over) with progressive life-limiting conditions thought to be entering the last year of life. Includes young carers (<18 years)
V	Eligibility criteria – intervention(s) / exposure(s) / prognostic factor(s)	Carer support services, for example: <ul style="list-style-type: none"> • Carer respite services • Combined care for patients and carers • Community services • Psychological support • Support groups and education for carers • Information for carers (for example, information on financial or benefits support) • Buddying for carers • Health checks
VI	Eligibility criteria – comparator(s) / control or reference (gold) standard	<ul style="list-style-type: none"> • To each other • No carer support services
VII	Outcomes and prioritisation	IMPORTANT - Length of hospital stay (Continuous)

		<ul style="list-style-type: none"> - Use of community services (Dichotomous) - Staff (providing care to the person in their last year of life) satisfaction (Continuous) - Patient/carer reported outcomes (satisfaction) (Continuous) - Staff satisfaction (Continuous) <p>CRITICAL</p> <ul style="list-style-type: none"> • Quality of life (Continuous) • Preferred and actual place of death (Dichotomous) • Preferred and actual place of care (Dichotomous) • Longevity of the carer (Continuous) <p>IMPORTANT</p> <ul style="list-style-type: none"> • Carer health (for example: GP visits, mental health, school/work attendance) (Continuous) • Length of stay (Continuous) • Use of community services (Dichotomous) • Staff (providing care to the person in their last year of life) satisfaction (Continuous) • Patient/carer reported outcomes (satisfaction) (Continuous) • Staff satisfaction (Continuous)
VIII	Eligibility criteria – study design	<ul style="list-style-type: none"> • Systematic reviews • RCTs • Non-randomised comparative studies, including before and after studies.
IX	Other inclusion exclusion criteria	<p>Exclusions:</p> <ul style="list-style-type: none"> • Children (17 years or younger) • Studies will only be included if they reported one or more of the outcomes listed above • Descriptive (non-comparative) studies will be excluded
X	Proposed sensitivity / subgroup analysis, or meta-regression	<p>Subgroups to be analysed if heterogeneity found:</p> <ul style="list-style-type: none"> • Younger adults (aged 18-25) • Frail elderly • People with dementia • People with hearing loss • People with advanced heart and lung disease • People in prisons • Socioeconomic inequalities (people from lower income brackets) • Homeless people/vulnerably housed • Travelers • People with learning difficulties • People with disabilities • People with mental health problems • Migrant workers • LGBT • People in whom life-prolonging therapies are still an active option

XI	Selection process – duplicate screening / selection / analysis	<p>Quality assurance will be undertaken by a senior research fellow prior to completion.</p> <p>Review strategy/other analysis:</p> <ul style="list-style-type: none"> Information on identification tools used as part of a service will be extracted. Due to the expected complexity of the service models implemented in the studies, studies will be reported separately if necessary. In such case, studies on the populations included in the subgroup list will be highlighted to the Committee and will be considered when making the recommendations
XII	Data management (software)	<ul style="list-style-type: none"> Pairwise meta-analyses were performed using Cochrane Review Manager (RevMan5). GRADEpro was used to assess the quality of evidence for each outcome. Endnote was used for: <ul style="list-style-type: none"> Bibliography, citations, sifting and reference management Evibase was used for Data extraction and quality assessment / critical appraisal
XIII	Information sources – databases and dates	<p>Clinical search databases to be used: Medline, Embase, Cochrane Library, Current Nursing and Allied Health Literature (CINAHL), PsycINFO, Healthcare Management Information Consortium (HMIC), Social Policy and Practice (SSP), Applied Social Sciences Index and Abstracts (ASSIA)</p> <p>Date: All years</p> <p>Health economics search databases to be used: Medline, Embase, NHSEED, HTA Date: Medline, Embase from 2014 NHSEED, HTA – All years</p> <p>Language: Restrict to English only</p> <p>A call for evidence was also conducted.</p>
XIV	Identify if an update	Not applicable
XV	Author contacts	https://www.nice.org.uk/guidance/indevelopment/gid-cgwave0799
XVI	Highlight if amendment to previous protocol	For details please see section 4.5 of Developing NICE guidelines: the manual.
XVII	Search strategy – for one database	For details please see Appendix B
XVIII	Data collection process – forms / duplicate	A standardised evidence table format will be used, and published as Appendix D of the evidence report.
XIX	Data items – define all variables to be collected	For details please see evidence tables in Appendix D (clinical evidence tables) or G (health economic evidence tables).
XX	Methods for assessing bias at outcome / study level	<p>Standard study checklists were used to critically appraise individual studies. For details please see section 6.2 of Developing NICE guidelines: the manual</p> <p>The risk of bias across all available evidence was evaluated for each outcome using an adaptation of the 'Grading of Recommendations Assessment, Development and Evaluation (GRADE) toolbox' developed by the international GRADE working</p>

		group http://www.gradeworkinggroup.org/ [Please document any deviations/alternative approach when GRADE isn't used or if a modified GRADE approach has been used for non-intervention or non-comparative studies.]
XXI	Criteria for quantitative synthesis	For details please see section 6.4 of Developing NICE guidelines: the manual.
XXII	Methods for quantitative analysis – combining studies and exploring (in)consistency	For details please see the separate Methods report for this guideline.
XXIII	Meta-bias assessment – publication bias, selective reporting bias	For details please see section 6.2 of Developing NICE guidelines: the manual.
XXIV	Confidence in cumulative evidence	For details please see sections 6.4 and 9.1 of Developing NICE guidelines: the manual.
XXV	Rationale / context – what is known	For details please see the introduction to the evidence review.
XXVI	Describe contributions of authors and guarantor	A multidisciplinary committee [https://www.nice.org.uk/guidance/indevelopment/gid-cgwave0799] developed the evidence review. The committee was convened by the National Guideline Centre (NGC) and chaired by Mark Thomas in line with section 3 of Developing NICE guidelines: the manual. Staff from NGC undertook systematic literature searches, appraised the evidence, conducted meta-analysis and cost-effectiveness analysis where appropriate, and drafted the evidence review in collaboration with the committee. For details please see Developing NICE guidelines: the manual.
XXVII	Sources of funding / support	NGC is funded by NICE and hosted by the Royal College of Physicians.
XXVIII	Name of sponsor	NGC is funded by NICE and hosted by the Royal College of Physicians.
XXIX	Roles of sponsor	NICE funds NGC to develop guidelines for those working in the NHS, public health and social care in England.
XXX	PROSPERO registration number	Not registered

1

2

Table 30: Health economic review protocol

Review question	All questions – health economic evidence
Objectives	To identify health economic studies relevant to any of the review questions.
Search criteria	Populations, interventions and comparators must be as specified in the clinical review protocol above. Studies must be of a relevant health economic study design (cost–utility analysis, cost-effectiveness analysis, cost–benefit analysis, cost–consequences analysis, comparative cost analysis). Studies must not be a letter, editorial or commentary, or a review of health economic evaluations. (Recent reviews will be ordered although not reviewed. The bibliographies will be checked for relevant studies, which will then be ordered.) Unpublished reports will not be considered unless submitted as part of a call for evidence. Studies must be in English.

Review question	All questions – health economic evidence
Search strategy	A health economic study search will be undertaken using population-specific terms and a health economic study filter – see Appendix G [in the Full guideline]
Review strategy	<p>Studies not meeting any of the search criteria above will be excluded. Studies published before 2007, abstract-only studies and studies from non-OECD countries or the USA will also be excluded.</p> <p>Each remaining study will be assessed for applicability and methodological limitations using the NICE economic evaluation checklist which can be found in Appendix H of Developing NICE guidelines: the manual (2014).¹⁹⁵</p> <p>Inclusion and exclusion criteria</p> <p>If a study is rated as both ‘Directly applicable’ and with ‘Minor limitations’ then it will be included in the guideline. A health economic evidence table will be completed and it will be included in the health economic evidence profile.</p> <p>If a study is rated as either ‘Not applicable’ or with ‘Very serious limitations’ then it will usually be excluded from the guideline. If it is excluded then a health economic evidence table will not be completed and it will not be included in the health economic evidence profile.</p> <p>If a study is rated as ‘Partially applicable’, with ‘Potentially serious limitations’ or both then there is discretion over whether it should be included.</p> <p>Where there is discretion</p> <p>The health economist will make a decision based on the relative applicability and quality of the available evidence for that question, in discussion with the guideline committee if required. The ultimate aim is to include health economic studies that are helpful for decision-making in the context of the guideline and the current NHS setting. If several studies are considered of sufficiently high applicability and methodological quality that they could all be included, then the health economist, in discussion with the committee if required, may decide to include only the most applicable studies and to selectively exclude the remaining studies. All studies excluded on the basis of applicability or methodological limitations will be listed with explanation as excluded health economic studies in Appendix M.</p> <p>The health economist will be guided by the following hierarchies.</p> <p>Setting:</p> <ul style="list-style-type: none"> UK NHS (most applicable). OECD countries with predominantly public health insurance systems (for example, France, Germany, Sweden). OECD countries with predominantly private health insurance systems (for example, Switzerland). <p>Studies set in non-OECD countries or in the USA will be excluded before being assessed for applicability and methodological limitations.</p> <p>Health economic study type:</p> <ul style="list-style-type: none"> Cost–utility analysis (most applicable). Other type of full economic evaluation (cost–benefit analysis, cost-effectiveness analysis, cost–consequences analysis). Comparative cost analysis. <p>Non-comparative cost analyses including cost-of-illness studies will be excluded before being assessed for applicability and methodological limitations.</p> <p>Year of analysis:</p> <ul style="list-style-type: none"> The more recent the study, the more applicable it will be. Studies published in 2007 or later but that depend on unit costs and resource data entirely or predominantly from before 2007 will be rated as ‘Not applicable’. Studies published before 2007 will be excluded before being assessed for applicability and methodological limitations. <p>Quality and relevance of effectiveness data used in the health economic analysis:</p>

Review question	All questions – health economic evidence
	The more closely the clinical effectiveness data used in the health economic analysis match with the outcomes of the studies included in the clinical review the more useful the analysis will be for decision-making in the guideline.

1

2

Appendix B: Literature search strategies

3

The literature searches for this review are detailed below and complied with the methodology outlined in Developing NICE guidelines: the manual 2014, updated 2017

4

<https://www.nice.org.uk/guidance/pmg20/resources/developing-nice-guidelines-the-manual-pdf-72286708700869>

5

6

For more detailed information, please see the Methodology Review. [\[Add cross reference\]](#)

7

B.1 Clinical search literature search strategy

8

9

Searches for were constructed using a PICO framework where population (P) terms were combined with Intervention (I) and in some cases Comparison (C) terms. Outcomes (O) are rarely used in search strategies for interventions as these concepts may not be well described in title, abstract or indexes and therefore difficult to retrieve. Search filters were applied to the search where appropriate.

10

11

12

13

14

Table 31: Database date parameters and filters used

Database	Dates searched	Search filter used
Medline (Ovid)	1946 – 04 January 2019	Exclusions
Embase (Ovid)	1974 – 04 January 2019	Exclusions
The Cochrane Library (Wiley)	Cochrane Reviews to Issue 1 of 12, January 2019 CENTRAL to Issue 1 of 12, January 2019 DARE, and NHSEED to Issue 2 of 4 2015 HTA to Issue 4 of 4 2016	None
CINAHL, Current Nursing and Allied Health Literature (EBSCO)	Inception – 04 January 2019	Limiters - English Language; Exclude MEDLINE records; Publication Type: Clinical Trial, Journal Article, Meta Analysis, Randomized Controlled Trial, Systematic Review; Age Groups: All Adult; Language: English
PsycINFO (ProQuest)	Inception – 04 January 2019	Study type
HMIC. Healthcare Management Information Consortium (Ovid)	1979 – 04 January 2019	Exclusions
SPP, Social Policy and Practice	1981 – 04 January 2019	Study types
ASSIA, Applied Social Sciences Index and Abstracts	1987 – 04 January 2019	None

Database	Dates searched	Search filter used
(ProQuest)		

1
2

3
4
5
6
7

Medline (Ovid) search terms

1.	Palliative care/
2.	Terminal care/
3.	Hospice care/
4.	palliat*.ti,ab.
5.	Terminally ill/
6.	((terminal* or long term or longterm) adj2 (care* or caring or ill*)).ti,ab.
7.	((dying or terminal) adj (phase* or stage*)).ti,ab.
8.	life limit*.ti,ab.
9.	Nursing Homes/
10.	((care or nursing) adj2 (home or homes)).ti,ab.
11.	Respite Care/
12.	((respite or day) adj2 (care or caring)).ti,ab.
13.	Hospices/
14.	hospice*.ti,ab.
15.	exp Advance Care Planning/
16.	(advance* adj2 (plan* or decision* or directive*)).ti,ab.
17.	living will*.ti,ab.
18.	*Patient care planning/
19.	**"Continuity of Patient Care"/
20.	((advance* or patient*) adj3 (care or caring) adj3 (continu* or plan*)).ti,ab.
21.	*Attitude to Death/
22.	(attitude* adj3 (death* or dying*)).ti,ab.
23.	*Physician-Patient Relations/
24.	*Long-Term Care/
25.	**"Delivery of Health Care"/
26.	(end adj2 life).ti,ab.
27.	EOLC.ti,ab.

28.	((last or final) adj2 (year or month*) adj2 life).ti,ab.
29.	((dying or death) adj2 (patient* or person* or people or care or caring)).ti,ab.
30.	or/1-29
31.	letter/
32.	editorial/
33.	news/
34.	exp historical article/
35.	Anecdotes as Topic/
36.	comment/
37.	case report/
38.	(letter or comment*).ti.
39.	or/31-38
40.	randomized controlled trial/ or random*.ti,ab.
41.	39 not 40
42.	animals/ not humans/
43.	exp Animals, Laboratory/
44.	exp Animal Experimentation/
45.	exp Models, Animal/
46.	exp Rodentia/
47.	(rat or rats or mouse or mice).ti.
48.	or/41-47
49.	30 not 48
50.	limit 49 to English language
51.	(exp child/ or exp pediatrics/ or exp infant/) not (exp adolescent/ or exp adult/ or exp middle age/ or exp aged/)
52.	50 not 51
53.	Caregivers/
54.	Spouses/
55.	Family/
56.	(spouse* or wife or wives or husband* or carer* or caregiver* or care giver* or significant other* or friend* or partner* or family or families or individual* or sibling* or brother* or sister* or relative or relatives or mothers* or daughters* or father* or son or sons or uncle* or aunt* or grand mother* or grandmother* or grandfather* or grand father* or aunt* or uncle* or cousin* or niece* or nephew*).ti,ab.
57.	or/53-56
58.	((replacement or break* or holiday* or respite) adj3 (care* or service*)).ti,ab.
59.	((communit* or support* or psychosocial* or psycholog*) adj3 (service* or group* or system*)).ti,ab.
60.	((group* or support* or psychosocial* or psycholog*) adj3 (selfhelp or self help or therap*)).ti,ab.
61.	((psychosocial* or psycholog*) adj2 support*).ti,ab.
62.	Self-Help Groups/
63.	exp social support/
64.	Counseling/
65.	(counseling or counselling*).ti,ab.
66.	(buddy* or buddies).ti,ab.
67.	((health* or medical*) adj2 check*).ti,ab.

68.	((spouse* or wife or wives or husband* or carer* or caregiver* or care giver* or significant other* or friend* or partner* or family or families or individual* or sibling* or brother* or sister* or relative or relatives or mothers* or daughters* or father* or son or sons or uncle* or aunt* or grand mother* or grandmother* or grandfather* or grand father* or aunt* or uncle* or cousin* or niece* or nephew*) adj3 (education or educate or educating or information or literature or leaflet* or booklet* or pamphlet* or website* or knowledge)).ti,ab.
69.	or/58-68
70.	52 and 57 and 69
71.	(commission* adj2 (support* or service* or model*)).ti,ab.
72.	((service* or program* or co-ordinat* or co ordinat* or coordinat*) adj2 (model* or deliver* or strateg* or support* or access* or method* or system* or policies or policy or availab*)).ti,ab.
73.	Critical Pathways/
74.	((critical or clinic* or service* or care) adj2 path*).ti,ab.
75.	Or/71-74
76.	52 and 75
77.	Patient Care Bundles/
78.	(care adj2 (bundle* or service* or package* or standard*)).ti,ab.
79.	or/77-78
80.	(assess* or criteria* or predict* or recogni* or identif* or refer*).ti,ab.
81.	52 and 79 and 80
82.	gold standard*.ti,ab.
83.	52 and 82
84.	(amber adj2 bundle).ti,ab.
85.	81 or 83 or 84
86.	76 not 85
87.	patient care team/
88.	interdisciplinary communication/
89.	((interdisciplin* or inter-disciplin* or interprofession* or inter-profession* or multidisciplin* or multi-disciplin* or multi-profession* or multiprofession* or transprofession* or trans-profession*) adj2 (team* or staff* or meeting* or manag* or appointment* or system* or program* or practic* or advic* or advis* or caring or intervention* or ward* or round* or panel* or forum* or fora or communicat* or collaborat* or relat*)) or MDT or IDT).ti,ab.
90.	((integrat* or network*) adj2 (team* or staff* or meeting* or manag* or appointment* or system* or program* or practic* or advic* or advis* or caring or intervention* or ward* or round* or panel* or forum* or fora or communicat* or collaborat* or relat*)) or MDT or IDT).ti,ab.
91.	(key adj2 work*).ti,ab.
92.	((healthcare or care) adj2 (lead or leader or leads or facilitat*)).ti,ab.
93.	((healthcare or care) adj1 profession*).ti,ab.
94.	*Case Management/
95.	(case adj2 manage*).ti,ab.
96.	(co-ordinator* or coordinator* or coordinate* or co-ordinate*).ti,ab.
97.	Or/88-96
98.	(service* adj3 (provision* or deliver* or addition* or method* or time* or timing or frequent* or frequenc* or review* or ident* or assess*)).ti,ab.
99.	52 and (97 or 98)
100.	70 or 86 or 99

1

Embase (Ovid) search terms

1.	*Palliative therapy/
2.	*Terminal care/
3.	*Hospice care/
4.	palliat*.ti,ab.
5.	*Terminally ill patient/
6.	((terminal* or long term or longterm) adj2 (care* or caring or ill*)).ti,ab.
7.	((dying or terminal) adj (phase* or stage*)).ti,ab.
8.	life limit*.ti,ab.
9.	*Nursing home/
10.	((care or nursing) adj2 (home or homes)).ti,ab.
11.	*Respite Care/
12.	((respite or day) adj2 (care or caring)).ti,ab.
13.	*Hospice/
14.	hospice*.ti,ab.
15.	*Patient care planning/
16.	((advance* or patient*) adj3 (care or caring) adj3 (continu* or plan*)).ti,ab.
17.	living will*.ti,ab.
18.	*Patient care/
19.	((advance* or patient*) adj3 (care or caring) adj3 (continu* or plan*)).ti,ab.
20.	*Attitude to Death/
21.	(attitude* adj3 (death* or dying*)).ti,ab.
22.	*Doctor patient relation/
23.	*Long term care/
24.	*Health care delivery/
25.	(end adj2 life).ti,ab.
26.	EOLC.ti,ab.
27.	((last or final) adj2 (year or month*) adj2 life).ti,ab.
28.	((dying or death) adj2 (patient* or person* or people or care or caring)).ti,ab.
29.	or/1-28
30.	letter.pt. or letter/
31.	note.pt.
32.	editorial.pt.
33.	case report/ or case study/
34.	(letter or comment*).ti.
35.	or/30-34
36.	randomized controlled trial/ or random*.ti,ab.
37.	35 not 36
38.	animal/ not human/
39.	nonhuman/
40.	exp Animal Experiment/
41.	exp Experimental Animal/
42.	animal model/
43.	exp Rodent/
44.	(rat or rats or mouse or mice).ti.

45.	or/37-44
46.	29 not 45
47.	(exp child/ or exp pediatrics/ or exp infant/) not (exp adolescent/ or exp adult/ or exp middle age/ or exp aged/)
48.	46 not 47
49.	limit 48 to English language
50.	*Caregiver/
51.	*Spouse/
52.	*Family/
53.	(spouse* or wife or wives or husband* or carer* or caregiver* or care giver* or significant other* or friend* or partner* or family or families or individual* or sibling* or brother* or sister* or relative or relatives or mothers* or daughters* or father* or son or sons or uncle* or aunt* or grand mother* or grandmother* or grandfather* or grand father* or aunt* or uncle* or cousin* or niece* or nephew*).ti,ab.
54.	or/50-53
55.	((replacement or break* or holiday* or respite) adj3 (care* or service*)).ti,ab.
56.	((communit* or support* or psychosocial* or psycholog*) adj3 (service* or group* or system*)).ti,ab.
57.	((group* or support* or psychosocial* or psycholog*) adj3 (selfhelp or self help or therap*)).ti,ab.
58.	((psychosocial* or psycholog*) adj2 support*).ti,ab.
59.	*Self-Help/
60.	*Social support/
61.	*Counseling/
62.	(counseling or counselling*).ti,ab.
63.	(buddy* or buddies).ti,ab.
64.	((health* or medical*) adj2 check*).ti,ab.
65.	((spouse* or wife or wives or husband* or carer* or caregiver* or care giver* or significant other* or friend* or partner* or family or families or individual* or sibling* or brother* or sister* or relative or relatives or mothers* or daughters* or father* or son or sons or uncle* or aunt* or grand mother* or grandmother* or grandfather* or grand father* or aunt* or uncle* or cousin* or niece* or nephew*) adj3 (education or educate or educating or information or literature or leaflet* or booklet* or pamphlet* or website* or knowledge)).ti,ab.
66.	or/55-65
67.	49 and 54 and 66
68.	(commission* adj2 (support* or service* or model*)).ti,ab.
69.	((service* or program* or co-ordinat* or co ordinat* or coordinat*) adj2 (model* or deliver* or strateg* or support* or access* or method* or system* or policies or policy or availab*)).ti,ab.
70.	*Clinical Pathway/
71.	((critical or clinic* or service* or care) adj2 path*).ti,ab.
72.	Or/68-71
73.	49 and 72
74.	*Care Bundle/
75.	(care adj2 (bundle* or service* or package* or standard*)).ti,ab.
76.	or/74-75
77.	(assess* or criteria* or predict* or recogni* or identif* or refer*).ti,ab.
78.	49 and 76 and 77

79.	gold standard*.ti,ab.
80.	49 and 79
81.	(amber adj2 bundle).ti,ab.
82.	78 or 80 or 81
83.	73 not 82
84.	interdisciplinary communication/
85.	patient care team*.ti,ab.
86.	(((interdisciplin* or inter-disciplin* or interprofession* or inter-profession* or multidisciplin* or multi-disciplin* or multi-profession* or multiprofession* or transprofession* or trans-profession*) adj2 (team* or staff* or meeting* or manag* or appointment* or system* or program* or practic* or advic* or advis* or caring or intervention* or ward* or round* or panel* or forum* or fora or communicat* or collaborat* or relat*)) or MDT or IDT).ti,ab.
87.	(((integrat* or network*) adj2 (team* or staff* or meeting* or manag* or appointment* or system* or program* or practic* or advic* or advis* or caring or intervention* or ward* or round* or panel* or forum* or fora or communicat* or collaborat* or relat*)) or MDT or IDT).ti,ab.
88.	(key adj2 work*).ti,ab.
89.	((healthcare or care) adj2 (lead or leader or leads or facilitat*)).ti,ab.
90.	((healthcare or care) adj1 profession*).ti,ab.
91.	*Case Management/
92.	(case adj2 manage*).ti,ab.
93.	(co-ordinator* or coordinator* or coordinate* or co-ordinate*).ti,ab.
94.	Or/84-93
95.	(service* adj3 (provision* or deliver* or addition* or method* or time* or timing or frequent* or frequenc* or review* or ident* or assess*)).ti,ab.
96.	49 and (94 or 95)
97.	67 or 83 or 96

1

Cochrane Library (Wiley) search terms

#1.	MeSH descriptor: [Palliative Care] this term only
#2.	MeSH descriptor: [Terminal Care] this term only
#3.	MeSH descriptor: [Hospice Care] this term only
#4.	palliat*.ti,ab
#5.	MeSH descriptor: [Terminally Ill] this term only
#6.	((terminal* or long term or longterm) near/2 (care* or caring or ill*)):ti,ab
#7.	((dying or terminal) near (phase* or stage*)):ti,ab
#8.	life limit*.ti,ab
#9.	MeSH descriptor: [Nursing Homes] explode all trees
#10.	((care or nursing) near/2 (home or homes)):ti,ab
#11.	MeSH descriptor: [Respite Care] this term only
#12.	((respite or day) near/2 (care or caring)):ti,ab
#13.	MeSH descriptor: [Hospices] this term only
#14.	hospice*.ti,ab
#15.	MeSH descriptor: [Patient Care Planning] this term only
#16.	MeSH descriptor: [Continuity of Patient Care] this term only
#17.	((advance* or patient*) near/3 (care or caring) near/3 (continu* or plan*)):ti,ab
#18.	MeSH descriptor: [Attitude to Death] explode all trees

#19.	(attitude* near/3 (death* or dying*)):ti,ab
#20.	MeSH descriptor: [Physician-Patient Relations] this term only
#21.	MeSH descriptor: [Long-Term Care] this term only
#22.	MeSH descriptor: [Delivery of Health Care] this term only
#23.	(end near/2 life):ti,ab
#24.	EOLC:ti,ab
#25.	((last or final) near/2 (year or month*) near/2 life):ti,ab
#26.	((dying or death) near/2 (patient* or person* or people or care or caring)):ti,ab
#27.	MeSH descriptor: [Advance Care Planning] explode all trees
#28.	(advance* near/2 (plan* or decision* or directive*)):ti,ab
#29.	(or #1-#27)
#30.	MeSH descriptor: [Caregivers] this term only
#31.	MeSH descriptor: [Spouses] this term only
#32.	MeSH descriptor: [Family] this term only
#33.	(spouse* or wife or wives or husband* or carer* or caregiver* or care giver* or significant other* or friend* or partner* or family or families or individual* or sibling* or brother* or sister* or relative or relatives or mothers* or daughters* or father* or son or sons or uncle* or aunt* or grand mother* or grandmother* or grandfather* or grand father* or aunt* or uncle* or cousin* or niece* or nephew*):ti,ab
#34.	(or #30-#33)
#35.	((replacement or break* or holiday* or respite) near/3 (care* or service*)):ti,ab
#36.	((communit* or support* or psychosocial* or psycholog*) near/3 (service* or group* or system*)):ti,ab
#37.	((group* or support* or psychosocial* or psycholog*) near/3 (selfhelp or self help or therap*)):ti,ab
#38.	((psychosocial* or psycholog*) near/2 support*):ti,ab
#39.	MeSH descriptor: [Self-Help Groups] this term only
#40.	MeSH descriptor: [Social Support] explode all trees
#41.	MeSH descriptor: [Counseling] this term only
#42.	(counseling or counselling*):ti,ab
#43.	(buddy* or buddies):ti,ab
#44.	(health or medical*) near/3 check*:ti,ab
#45.	(spouse* or wife or wives or husband* or carer* or caregiver* or care giver* or significant other* or friend* or partner* or family or families or individual* or sibling* or brother* or sister* or relative or relatives or mothers* or daughters* or father* or son or sons or uncle* or aunt* or grand mother* or grandmother* or grandfather* or grand father* or aunt* or uncle* or cousin* or niece* or nephew*) near/3 (education or educate or educating or information or literature or leaflet* or booklet* or pamphlet* or website* or knowledge):ti,ab
#46.	(or #35-#45)
#47.	#29 and #34 and #46
#48.	(commission* near/2 (support* or service* or model*)):ti,ab
#49.	((service* or program* or co-ordinat* or co ordinat* or coordinat*) near/2 (model* or deliver* or strateg* or support* or access* or method* or system* or policies or policy or availab*)):ti,ab
#50.	MeSH descriptor: [Critical Pathways] explode all trees
#51.	((critical or clinic* or service* or care) near/2 path*):ti,ab
#52.	(or #48-#51)
#53.	#29 and #52

#54.	MeSH descriptor: [Patient Care Bundles] explode all trees
#55.	(care near/2 (bundle* or service* or package* or standard*)):ti,ab
#56.	(or #54-#55)
#57.	(assess* or criteria* or predict* or recogni* or identif* or refer*):ti,ab
#58.	#29 and #56 and #57
#59.	gold standard*:ti,ab
#60.	#29 and #59
#61.	(amber near/2 bundle):ti,ab
#62.	#58 or #60 or #61
#63.	#53 not #62
#64.	MeSH descriptor: [Patient Care Team] explode all trees
#65.	MeSH descriptor: [Interdisciplinary Communication] explode all trees
#66.	((((interdisciplin* or inter-disciplin* or interprofession* or inter-profession* or multidisciplin* or multi-disciplin* or multi-profession* or multiprofession* or transprofession* or trans-profession*) near/2 (team* or staff* or meeting* or manag* or appointment* or system* or program* or practic* or advic* or advis* or caring or intervention* or ward* or round* or panel* or forum* or fora or communicat* or collaborat* or relat*)) or MDT or IDT):ti,ab
#67.	((integrat* or network*) near/2 (team* or staff* or meeting* or manag* or appointment* or system* or program* or practic* or advic* or advis* or caring or intervention* or ward* or round* or panel* or forum* or fora or communicat* or collaborat* or relat*)):ti,ab
#68.	(key near/2 work*):ti,ab
#69.	((healthcare or care) near/2 (lead or leader or leads or facilitat*)):ti,ab
#70.	((healthcare or care) near/1 profession*):ti,ab
#71.	MeSH descriptor: [Case Management] this term only
#72.	(case near/2 manage*):ti,ab
#73.	(co-ordinator* or coordinator* or coordinate* or co-ordinate*):ti,ab
#74.	(or #65-#74)
#75.	service* near/3 (provision* or deliver* or addition* or method* or time* or timing or frequent* or frequenc* or review* or ident* or assess*):ti,ab
#76.	#29 and (#74 or #75)
#77.	#47 or #63 or #76

1

CINAHL (EBSCO) search terms

S1.	MH Palliative care
S2.	MH Terminal care
S3.	MH Hospice care
S4.	TI palliat* OR AB palliat*
S5.	MW Terminally ill
S6.	TI (terminal* or long term or longterm) AND TI (care* or caring or ill*)
S7.	AB (terminal* or long term or longterm) AND AB (care* or caring or ill*)
S8.	TI (dying or terminal) AND TI (phase* or stage*)
S9.	AB (dying or terminal) AND AB (phase* or stage*)
S10.	TI life limit* OR AB life limit*
S11.	MH Nursing homes
S12.	TI (care or nursing) AND TI (home or homes)
S13.	AB (care or nursing) AND AB (home or homes)
S14.	MH Respite care

S15.	TI (respite or day) AND TI (care or caring)
S16.	AB (respite or day) AND AB (care or caring)
S17.	MH Hospices
S18.	TI Hospice* OR AB Hospice*
S19.	(MH "Patient Care Plans")
S20.	MH Attitude to Death
S21.	TI attitude* AND TI (death* or dying)
S22.	AB attitude* AND AB (death* or dying)
S23.	MH Physician-Patient Relations
S24.	(MH "Long Term Care")
S25.	(MH "Health Care Delivery")
S26.	TI end AND TI life OR AB end AND AB life
S27.	TI EOLC OR AB EOLC
S28.	TI (last or final) AND TI (year or month) AND TI life
S29.	AB (last or final) AND AB (year or month) AND AB life
S30.	TI (dying or death) AND TI (patient* or person* or people or care or caring)
S31.	AB (dying or death) AND AB (patient* or person* or people or care or caring)
S32.	TI advance* AND TI (plan* or decision* or directive*)
S33.	AB advance* AND AB (plan* or decision* or directive*)
S34.	S1 OR S2 OR S3 OR S4 OR S5 OR S6 OR S7 OR S8 OR S9 OR S10 OR S11 OR S12 OR S13 OR S14 OR S15 OR S16 OR S17 OR S18 OR S19 OR S20 OR S21 OR S22 OR S23 OR S24 OR S25 OR S26 OR S27 OR S28 OR S29 OR S30 OR S31 OR S32 OR S33
S35.	TI commission* AND TI ((support* or service* or model*))
S36.	AB commission* AND AB ((support* or service* or model*))
S37.	TI (service* or program* or co-ordinat* or co ordinat* or coordinat*) AND TI (model* or deliver* or strateg* or support* or access* or method* or system* or policies or policy or availab*)
S38.	AB (service* or program* or co-ordinat* or co ordinat* or coordinat*) AND AB (model* or deliver* or strateg* or support* or access* or method* or system* or policies or policy or availab*)
S39.	TI (critical or clinic* or service* or care) AND TI path*
S40.	AB (critical or clinic* or service* or care) AND AB path*
S41.	TI care AND TI (bundle* or service* or package* or standard*)
S42.	AB care AND AB (bundle* or service* or package* or standard*)
S43.	S35 OR S36 OR S37 OR S38 OR S39 OR S40 OR S41 OR S42
S44.	TI (assess* or criteria* or predict* or recogni* or identif* or refer*) OR AB (assess* or criteria* or predict* or recogni* or identif* or refer*)
S45.	S34 AND S43 AND S44
S46.	TI gold standard* OR AB gold standard*
S47.	S34 AND S46
S48.	TI amber AND TI bundle
S49.	AB amber AND AB bundle
S50.	S48 OR S49
S51.	S45 OR S47 OR S50
S52.	S35 OR S36 OR S37 OR S38 OR S39 OR S40
S53.	S34 AND S52

S54.	S53 NOT S51
S55.	(MH "Multidisciplinary Care Team+")
S56.	MDT OR IDT
S57.	((interdisciplin* or inter-disciplin* or interprofession* or inter-profession* or multidisciplin* or multi-disciplin* or multi-profession* or multiprofession* or transprofession* or trans-profession*) n2 (team* or staff* or meeting* or manag* or appointment* or system* or program* or practic* or advic* or advis* or caring or intervention* or ward* or round* or panel* or forum* or fora or communicat* or collaborat* or relat*))
S58.	((integrat* or network*) n2 (team* or staff* or meeting* or manag* or appointment* or system* or program* or practic* or advic* or advis* or caring or intervention* or ward* or round* or panel* or forum* or fora or communicat* or collaborat* or relat*))
S59.	TI (key n2 work*) OR AB (key n2 work*)
S60.	TI (((healthcare or care) n2 (lead or leader or leads or facilitat*))) OR AB (((healthcare or care) n2 (lead or leader or leads or facilitat*)))
S61.	TI (((healthcare or care) n1 profession*)) OR AB (((healthcare or care) n1 profession*))
S62.	MH Case Management
S63.	TI (case n2 manage*) OR AB (case n2 manage*)
S64.	TI ((co-ordinator* or coordinator* or coordinate* or co-ordinate*)) OR AB ((co-ordinator* or coordinator* or coordinate* or co-ordinate*))
S65.	S55 OR S54 OR S56 OR S57 OR S58 OR S59 OR S60 OR S61 OR S61 OR S62
S66.	TX service* AND TX (provision* or deliver* or addition* or method* or time* or timing or frequent* or frequenc* or review* or ident* or assess*)
S67.	AB service* AND AB (provision* or deliver* or addition* or method* or time* or timing or frequent* or frequenc* or review* or ident* or assess*)
S68.	S66 OR S67
S69.	S34 AND (S65 OR S68)
S70.	S54 OR S69

1

PsycINFO (ProQuest) search terms

1.	(ti,ab(commission* NEAR/2 (support* OR service* OR model*)) OR ((service* OR program* OR co-ordinat* OR coordinat*) NEAR/2 (model* OR deliver* OR strateg* OR support* OR access* OR method* OR system* OR policies OR policy OR availab*)) AND (SU.EXACT("Palliative Care") OR SU.EXACT("Terminally Ill Patients") OR SU.EXACT("Hospice") OR ti,ab(palliat*) OR ti,ab((terminal* OR long-term OR longterm) NEAR/2 (care* OR caring OR ill*)) OR ti,ab((dying OR terminal) NEAR/1 (phase* OR stage*)) OR ti,ab(life-limit*) OR SU.EXACT("Nursing Homes") OR ti,ab((care OR nursing) NEAR/2 (home OR homes)) OR SU.EXACT("Respite Care") OR ti,ab((respite OR day) NEAR/2 (care OR caring)) OR ti,ab(hospice*) OR MJSUB.EXACT("Treatment Planning") OR MJSUB.EXACT("Continuum of Care") OR ti,ab((advance* OR patient*) NEAR/3 (care OR caring) NEAR/3 (continu* OR plan*)) OR MJSUB.EXACT("Long Term Care") OR ti,ab(attitude* NEAR/3 (death* OR dying*)) OR ti,ab(end NEAR/2 life) OR ti,ab(EOLC) OR ti,ab((last OR final) NEAR/2 (year OR month*) NEAR/2 life) OR ti,ab((dying OR death) NEAR/2 (patient* OR person* OR people OR care OR caring)))
2.	Adolescence (13-17 Yrs), Adulthood (18 Yrs & Older), Aged (65 Yrs & Older), Middle Age (40-64 Yrs), Thirties (30-39 Yrs), Very Old (85 Yrs & Older), Young Adulthood (18-29 Yrs)
3.	1 and 2
4.	Conference Proceedings, Journal Article, Peer Reviewed Journal
5.	3 and 4

2

HMIC (Ovid) search terms

1.	exp End of life care/
2.	(terminal* adj ill*).ti,ab.
3.	((dying or terminal) adj (phase* or stage*)).ti,ab.
4.	life limit*.ti,ab.
5.	(end adj2 life).ti,ab.
6.	EOLC.ti,ab.
7.	((last or final) adj2 (year or month*) adj2 life).ti,ab.
8.	((dying or death) adj2 (patient* or person* or people or care or caring)).ti,ab.
9.	or/2-8
10.	(exp child/ or exp Paediatrics/ or exp infant/) not (exp adolescent/ or exp adult/ or exp middle age/ or exp older people/)
11.	9 not 10
12.	limit 11 to English
13.	limit 12 to (audiovis or book or chapter dh helmis or circular or microfiche dh helmis or multimedias or website)
14.	limit 12 to (audiocass or books or cdrom or chapter or dept pubs or diskettes or folio pamp or "map" or marc or microfiche or multimedia or pamphlet or parly or press or press rel or thesis or trustdoc or video or videos or website)
15.	13 or 14
16.	12 not 15
17.	euthanasia/
18.	euthanasia.ti,ab.
19.	17 or 18
20.	16 not 19

1

SPP (Ovid) search terms

1.	palliat*.ti,ab.
2.	((dying or terminal) adj (phase* or stage*)).ti,ab.
3.	life limit*.ti,ab.
4.	hospice*.ti,ab.
5.	(advance* adj2 (plan* or decision* or directive*)).ti,ab.
6.	living will*.ti,ab.
7.	((advance* or patient*) adj3 (care or caring) adj3 (continu* or plan*)).ti,ab.
8.	(attitude* adj3 (death* or dying*)).ti,ab.
9.	(end adj2 life).ti,ab.
10.	EOLC.ti,ab.
11.	((last or final) adj2 (year or month*) adj2 life).ti,ab.
12.	((dying or death) adj2 (patient* or person* or people or care or caring)).ti,ab.
13.	(nursing adj2 (home or homes)).ti,ab.
14.	(terminal* adj2 ill*).ti,ab.
15.	(respite adj2 (care or caring)).ti,ab.
16.	or/1-15
17.	(child* or infant*).ti,ab.
18.	(adult* or adolescent*).ti,ab.
19.	17 not 18
20.	16 not 19
21.	limit 20 to (journal or journal article or online resource or online report or report)

1

ASSIA (ProQuest) search terms

1.	palliat*.ti,ab. ((ti,ab(commission* N/2 (support* or service* or model*)) OR ti,ab((service* or program* or co-ordinat* or coordinat*) N/2 (model* or deliver* or strateg* or support* or access* or method* or system* or policies or policy or availab*))) AND ((SU.EXACT("Care" OR "Clinical nursing" OR "Community homes" OR "Community nursery nursing" OR "Community nursing" OR "Compassionate care" OR "Continuing care" OR "District nursing" OR "Family centred care" OR "Geriatric wards" OR "Group care" OR "Health visiting" OR "Home care" OR "Home from home care" OR "Home health aides" OR "Home helps" OR "Hospices" OR "Hostel wards" OR "Informal care" OR "Integrated care pathways" OR "Intentional care" OR "Intermediate care" OR "Intermediate care centres" OR "Lack of care" OR "Learning disability nursing" OR "Length of stay" OR "Liaison nursing" OR "Long stay wards" OR "Long term care" OR "Long term home care" OR "Long term residential care" OR "Nurse led care" OR "Nursing" OR "Occupational health nursing" OR "Ontological care" OR "Out of home care" OR "Outreach nursing" OR "Palliative care" OR "Paranursing" OR "Pastoral care" OR "Patient care" OR "Primary nursing" OR "Private residential care" OR "Process centred care" OR "Quality of care" OR "Radical health visiting" OR "Residential care" OR "Residential group care" OR "Respite care" OR "Shared care" OR "Social care" OR "Temporary care" OR "Terminal care" OR "Wards") OR (SU.EXACT("Terminally ill elderly people") OR SU.EXACT("Terminally ill fathers") OR SU.EXACT("Terminally ill elderly men") OR SU.EXACT("Terminally ill elderly women") OR SU.EXACT("Terminally ill young adults") OR SU.EXACT("Terminally ill parents") OR SU.EXACT("Terminally ill women") OR SU.EXACT("Terminally ill widowed sisters") OR SU.EXACT("Terminally ill colleagues") OR SU.EXACT("Terminally ill young girls") OR SU.EXACT("Terminally ill people") OR SU.EXACT("Terminally ill men")) OR SU.EXACT("Advance directives" OR "Do not resuscitate orders" OR "Durable power of attorney for health care" OR "Living wills" OR "Treatment preferences" OR "Treatment needs")) OR (ti,ab((advance* or patient*) N/3 (care or caring) N/3 (continu* or plan*)) or ti,ab(attitude* N/3 (death* or dying*)) or ti,ab(end N/2 life) or ti,ab(EOLC) or ti,ab((last or final) N/2 (year or month*) N/2 life) or ti,ab((dying or death) N/2 (patient* or person* or people or care or caring)))))) OR SU.EXACT("End of life decisions")
----	---

2

3 B.2 Health Economics literature search strategy

4 Health economic evidence was identified by conducting a broad search relating to end of life
 5 care in NHS Economic Evaluation Database (NHS EED – this ceased to be updated after
 6 March 2015) and the Health Technology Assessment database (HTA) with no date
 7 restrictions. NHS EED and HTA databases are hosted by the Centre for Research and
 8 Dissemination (CRD). Additional searches were run on Medline and Embase for health
 9 economics, economic modelling and quality of life studies.

10 **Table 32: Database date parameters and filters used**

Database	Dates searched	Search filter used
Medline	2014 – 04 January 2019	Exclusions Health economics studies Health economics modelling studies Quality of life studies
Embase	2014 – 04 January 2019	Exclusions Health economics studies Health economics modelling studies Quality of life studies
Centre for Research and Dissemination (CRD)	HTA - Inception – 04 January 2019	None

Database	Dates searched	Search filter used
	NHSEED - Inception to March 2015	

1

Medline (Ovid) search terms

1.	Palliative care/
2.	Terminal care/
3.	Hospice care/
4.	palliat*.ti,ab.
5.	Terminally ill/
6.	((terminal* or long term or longterm) adj2 (care* or caring or ill*)).ti,ab.
7.	((dying or terminal) adj (phase* or stage*)).ti,ab.
8.	life limit*.ti,ab.
9.	Nursing Homes/
10.	((care or nursing) adj2 (home or homes)).ti,ab.
11.	Respite Care/
12.	((respite or day) adj2 (care or caring)).ti,ab.
13.	Hospices/
14.	hospice*.ti,ab.
15.	exp Advance Care Planning/
16.	(advance* adj2 (plan* or decision* or directive*)).ti,ab.
17.	living will*.ti,ab.
18.	*Patient care planning/
19.	**"Continuity of Patient Care"/
20.	((advance* or patient*) adj3 (care or caring) adj3 (continu* or plan*)).ti,ab.
21.	*Attitude to Death/
22.	(attitude* adj3 (death* or dying*)).ti,ab.
23.	*Physician-Patient Relations/
24.	*Long-Term Care/
25.	**"Delivery of Health Care"/
26.	(end adj2 life).ti,ab.
27.	EOLC.ti,ab.
28.	((last or final) adj2 (year or month*) adj2 life).ti,ab.
29.	((dying or death) adj2 (patient* or person* or people or care or caring)).ti,ab.
30.	or/1-29
31.	letter/
32.	editorial/
33.	news/
34.	exp historical article/
35.	Anecdotes as Topic/
36.	comment/
37.	case report/
38.	(letter or comment*).ti.
39.	or/31-38

40.	randomized controlled trial/ or random*.ti,ab.
41.	39 not 40
42.	animals/ not humans/
43.	exp Animals, Laboratory/
44.	exp Animal Experimentation/
45.	exp Models, Animal/
46.	exp Rodentia/
47.	(rat or rats or mouse or mice).ti.
48.	or/41-47
49.	30 not 48
50.	limit 49 to English language
51.	(exp child/ or exp pediatrics/ or exp infant/) not (exp adolescent/ or exp adult/ or exp middle age/ or exp aged/)
52.	50 not 51
53.	economics/
54.	value of life/
55.	exp "costs and cost analysis"/
56.	exp Economics, Hospital/
57.	exp Economics, medical/
58.	Economics, nursing/
59.	economics, pharmaceutical/
60.	exp "Fees and Charges"/
61.	exp budgets/
62.	budget*.ti,ab.
63.	cost*.ti.
64.	(economic* or pharmaco?economic*).ti.
65.	(price* or pricing*).ti,ab.
66.	(cost* adj2 (effectiv* or utilit* or benefit* or minimi* or unit* or estimat* or variable*)).ab.
67.	(financ* or fee or fees).ti,ab.
68.	(value adj2 (money or monetary)).ti,ab.
69.	or/53-68
70.	exp models, economic/
71.	*Models, Theoretical/
72.	*Models, Organizational/
73.	markov chains/
74.	monte carlo method/
75.	exp Decision Theory/
76.	(markov* or monte carlo).ti,ab.
77.	econom* model*.ti,ab.
78.	(decision* adj2 (tree* or analy* or model*)).ti,ab.
79.	or/70-78
80.	quality-adjusted life years/
81.	sickness impact profile/
82.	(quality adj2 (wellbeing or well being)).ti,ab.
83.	sickness impact profile.ti,ab.

84.	disability adjusted life.ti,ab.
85.	(qal* or qtime* or qwb* or daly*).ti,ab.
86.	(euroQoL* or eq5d* or eq 5*).ti,ab.
87.	(QoL* or hqI* or hQoL* or h QoL* or hrQoL* or hr QoL*).ti,ab.
88.	(health utility* or utility score* or disutilit* or utility value*).ti,ab.
89.	(hui or hui1 or hui2 or hui3).ti,ab.
90.	(health* year* equivalent* or hye or hyes).ti,ab.
91.	discrete choice*.ti,ab.
92.	rosser.ti,ab.
93.	(willingness to pay or time tradeoff or time trade off or tto or standard gamble*).ti,ab.
94.	(sf36* or sf 36* or short form 36* or shortform 36* or shortform36*).ti,ab.
95.	(sf20 or sf 20 or short form 20 or shortform 20 or shortform20).ti,ab.
96.	(sf12* or sf 12* or short form 12* or shortform 12* or shortform12*).ti,ab.
97.	(sf8* or sf 8* or short form 8* or shortform 8* or shortform8*).ti,ab.
98.	(sf6* or sf 6* or short form 6* or shortform 6* or shortform6*).ti,ab.
99.	or/80-98
100.	52 and (69 or 79 or 99)

1

Embase (Ovid) search terms

1.	*Palliative therapy/
2.	*Terminal care/
3.	*Hospice care/
4.	palliat*.ti,ab.
5.	*Terminally ill patient/
6.	((terminal* or long term or longterm) adj2 (care* or caring or ill*)).ti,ab.
7.	((dying or terminal) adj (phase* or stage*)).ti,ab.
8.	life limit*.ti,ab.
9.	*Nursing home/
10.	((care or nursing) adj2 (home or homes)).ti,ab.
11.	*Respite Care/
12.	((respite or day) adj2 (care or caring)).ti,ab.
13.	*Hospice/
14.	hospice*.ti,ab.
15.	*Patient care planning/
16.	(advance* adj2 (plan* or decision* or directive*)).ti,ab.
17.	living will*.ti,ab.
18.	*Patient care/
19.	((advance* or patient*) adj3 (care or caring) adj3 (continu* or plan*)).ti,ab.
20.	*Attitude to Death/
21.	(attitude* adj3 (death* or dying*)).ti,ab.
22.	*Doctor patient relation/
23.	*Long term care/
24.	*Health care delivery/

25.	(end adj2 life).ti,ab.
26.	EOLC.ti,ab.
27.	((last or final) adj2 (year or month*) adj2 life).ti,ab.
28.	((dying or death) adj2 (patient* or person* or people or care or caring)).ti,ab.
29.	or/1-28
30.	letter.pt. or letter/
31.	note.pt.
32.	editorial.pt.
33.	case report/ or case study/
34.	(letter or comment*).ti.
35.	or/30-34
36.	randomized controlled trial/ or random*.ti,ab.
37.	35 not 36
38.	animal/ not human/
39.	nonhuman/
40.	exp Animal Experiment/
41.	exp Experimental Animal/
42.	animal model/
43.	exp Rodent/
44.	(rat or rats or mouse or mice).ti.
45.	or/37-44
46.	29 not 45
47.	limit 46 to English language
48.	(exp child/ or exp pediatrics/ or exp infant/) not (exp adolescent/ or exp adult/ or exp middle age/ or exp aged/)
49.	47 not 48
50.	health economics/
51.	exp economic evaluation/
52.	exp health care cost/
53.	exp fee/
54.	budget/
55.	funding/
56.	budget*.ti,ab.
57.	cost*.ti.
58.	(economic* or pharmaco?economic*).ti.
59.	(price* or pricing*).ti,ab.
60.	(cost* adj2 (effectiv* or utilit* or benefit* or minimi* or unit* or estimat* or variable*)).ab.
61.	(financ* or fee or fees).ti,ab.
62.	(value adj2 (money or monetary)).ti,ab.
63.	or/50-62
64.	statistical model/

65.	exp economic aspect/
66.	64 and 65
67.	*theoretical model/
68.	*nonbiological model/
69.	stochastic model/
70.	decision theory/
71.	decision tree/
72.	monte carlo method/
73.	(markov* or monte carlo).ti,ab.
74.	econom* model*.ti,ab.
75.	(decision* adj2 (tree* or analy* or model*)).ti,ab.
76.	or/66-75
77.	quality-adjusted life years/
78.	"quality of life index"/
79.	short form 12/ or short form 20/ or short form 36/ or short form 8/
80.	sickness impact profile/
81.	(quality adj2 (wellbeing or well being)).ti,ab.
82.	sickness impact profile.ti,ab.
83.	disability adjusted life.ti,ab.
84.	(qal* or qtime* or qwb* or daly*).ti,ab.
85.	(euroQoL* or eq5d* or eq 5*).ti,ab.
86.	(QoL* or hq1* or hQoL* or h QoL* or hrQoL* or hr QoL*).ti,ab.
87.	(health utility* or utility score* or disutilit* or utility value*).ti,ab.
88.	(hui or hui1 or hui2 or hui3).ti,ab.
89.	(health* year* equivalent* or hye or hyes).ti,ab.
90.	discrete choice*.ti,ab.
91.	rosser.ti,ab.
92.	(willingness to pay or time tradeoff or time trade off or tto or standard gamble*).ti,ab.
93.	(sf36* or sf 36* or short form 36* or shortform 36* or shortform36*).ti,ab.
94.	(sf20 or sf 20 or short form 20 or shortform 20 or shortform20).ti,ab.
95.	(sf12* or sf 12* or short form 12* or shortform 12* or shortform12*).ti,ab.
96.	(sf8* or sf 8* or short form 8* or shortform 8* or shortform8*).ti,ab.
97.	(sf6* or sf 6* or short form 6* or shortform 6* or shortform6*).ti,ab.
98.	or/77-97
99.	49 and (63 or 76 or 98)

1

NHS EED and HTA (CRD) search terms

#1.	MeSH DESCRIPTOR Palliative Care IN NHSEED,HTA
#2.	MeSH DESCRIPTOR Terminal Care IN NHSEED,HTA
#3.	MeSH DESCRIPTOR Hospice Care IN NHSEED,HTA
#4.	(palliat*) IN NHSEED, HTA

#5.	MeSH DESCRIPTOR Terminally Ill IN NHSEED,HTA
#6.	(((terminal* or long term or longterm) adj2 (care* or caring or ill*))) IN NHSEED, HTA
#7.	(((dying or terminal) adj (phase* or stage*))) IN NHSEED, HTA
#8.	(life limit*) IN NHSEED, HTA
#9.	MeSH DESCRIPTOR Nursing Homes IN NHSEED,HTA
#10.	(((care or nursing) adj2 (home or homes))) IN NHSEED, HTA
#11.	MeSH DESCRIPTOR Respite Care IN NHSEED,HTA
#12.	(((respite or day) adj2 (care or caring))) IN NHSEED, HTA
#13.	MeSH DESCRIPTOR Hospices IN NHSEED,HTA
#14.	(hospice*) IN NHSEED, HTA
#15.	MeSH DESCRIPTOR Advance Care Planning EXPLODE ALL TREES IN NHSEED,HTA
#16.	((advance* adj2 (plan* or decision* or directive*))) IN NHSEED, HTA
#17.	(living will*) IN NHSEED, HTA
#18.	MeSH DESCRIPTOR Patient Care Planning IN NHSEED,HTA
#19.	MeSH DESCRIPTOR Continuity of Patient Care IN NHSEED,HTA
#20.	(((advance* or patient*) adj3 (care or caring) adj3 (continu* or plan*))) IN NHSEED, HTA
#21.	MeSH DESCRIPTOR Attitude to Death IN NHSEED,HTA
#22.	((attitude* adj3 (death* or dying*))) IN NHSEED, HTA
#23.	MeSH DESCRIPTOR Physician-Patient Relations IN NHSEED,HTA
#24.	MeSH DESCRIPTOR Long-Term Care IN NHSEED,HTA
#25.	MeSH DESCRIPTOR Delivery of Health Care IN NHSEED,HTA
#26.	((end adj2 life)) IN NHSEED, HTA
#27.	(EOLC) IN NHSEED, HTA
#28.	(((last or final) adj2 (year or month*) adj2 life)) IN NHSEED, HTA
#29.	(((dying or death) adj2 (patient* or person* or people or care or caring))) IN NHSEED, HTA
#30.	#1 OR #2 OR #3 OR #4 OR #5 OR #6 OR #7 OR #8 OR #9 OR #10 OR #11 OR #12 OR #13 OR #14 OR #15 OR #16 OR #17 OR #18 OR #19 OR #20 OR #21 OR #22 OR #23 OR #24 OR #25 OR #26 OR #27 OR #28 OR #29
#31.	(#30) IN NHSEED
#32.	(#30) IN HTA

1
2

1
2

Appendix C: Clinical evidence selection

Figure 1: Flow chart of clinical study selection for the review of carer support services

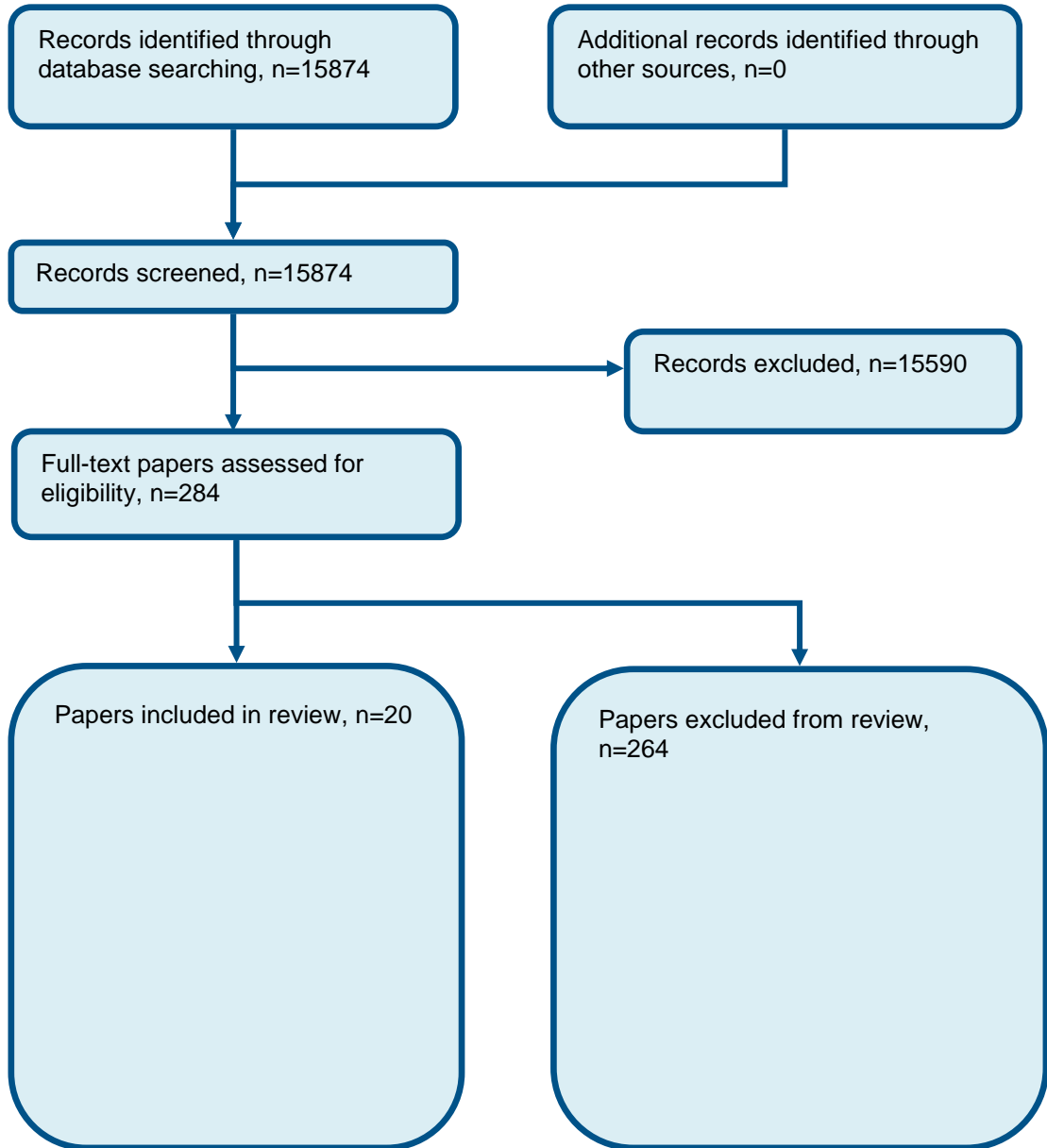
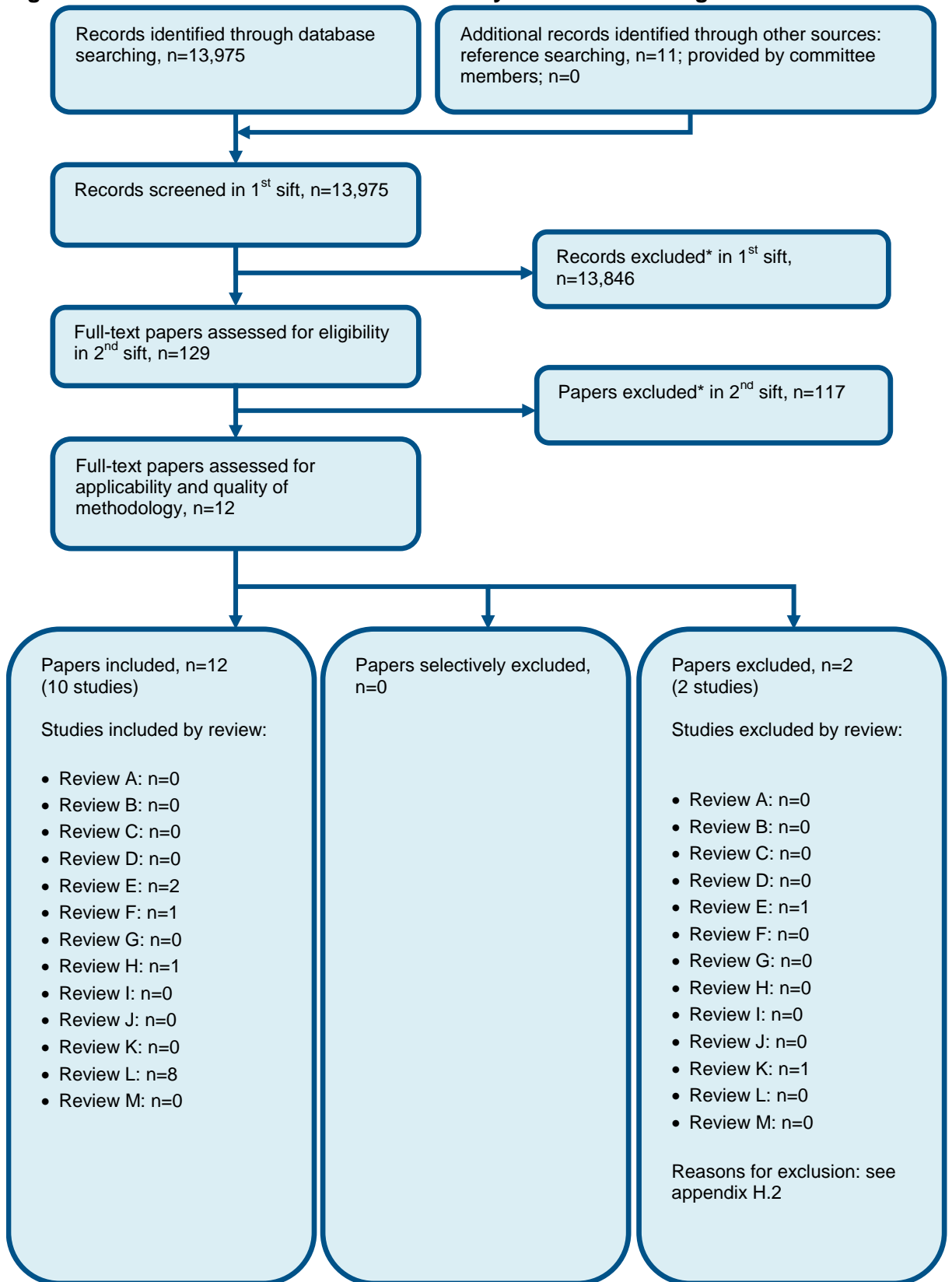


Figure 2: Flow chart of health economic study selection for the guideline



* Non-relevant population, intervention, comparison, design or setting; non-English language

1

Appendix D: Clinical evidence tables

Study	Allen 2014 ⁵
Study type	RCT (Patient randomised; Parallel)
Number of studies (number of participants)	(n=45)
Countries and setting	Conducted in USA; Setting: In the patients' place of residence.
Line of therapy	Not applicable
Duration of study	Intervention + follow up: 20 weeks
Method of assessment of guideline condition	Adequate method of assessment/diagnosis
Stratum	Overall
Subgroup analysis within study	Not applicable
Inclusion criteria	Palliative care patients aged >55, living in the community or assisted living, had an advanced illness or combination of chronic illness, received a score on the VES, received an average of 4 hours per week of care from caregiver.
Exclusion criteria	Patients had no more than mild cognitive impairment. Dyads excluded if the patient was receiving hospice care, or had nursing home admission planned in the next 3 months.
Recruitment/selection of patients	Recruited through physician /clinician champions and to university medical centres, one home health agency, five assisted living facilities, four congregate apartment sites for older adults, one care retirement community.
Age, gender and ethnicity	Age - Mean (SD): Patient: 78.22 (11.59) Caregiver: 59.85(11.76). Gender (M:F): 11/34. Ethnicity: 43% African American
Further population details	1. Frail elderly: Frail elderly 2. Homeless people/vulnerably housed: Not applicable 3. LGBT: Not applicable 4. Migrant workers: Not applicable 5. People from ethnic minorities: Not applicable 6. People in prisons: Not applicable 7. People in whom life-prolonging therapies are still an active option: Not applicable 8. People with dementia: Not applicable 9. People with disabilities: Not applicable 10. People with hearing loss: 11. People with learning difficulties: 12. People with mental health problems: 13. Socioeconomic inequalities: 14. Travelers: 15. Younger adults (aged 18-25):

Study	Allen 2014 ⁵
Indirectness of population	No indirectness
Interventions	<p>(n=22) Intervention 1: Carer support service - Combined care for patients and carers. Retired senior volunteers. RSV received four-six hour intensive training on The LIFE Volunteer Interventionist Manual. The manual and accompanying workbook comprised: 1) instructions about using the steps of problem solving to decide on a period of life and creative activity project, 2) constructing a project, 3) evaluation of activity, 4) and Appendix with life review questions for dyads that find generation of stories more difficult. With the help of the RSV, in session one the patient-caregiver dyad narrowed the focus to a time period in the patient's life that could be adequately represented in one tangible project (e.g., scrapbook, cookbook, audiotapes) to represent the patient's values and achievements in life. During the second session, RSVs helped the dyad work on the activity and further use problem-solving skills. During the third visit, the patient and caregiver shared their activity with the RSV, who discussed the dyad's feelings about the process, including a qualitative evaluation of the LIFE project and what the family learned when creating it.</p> <p>Duration 20 weeks. Concurrent medication/care: NA. Indirectness: No indirectness</p> <p>(n=23) Intervention 2: Carer support service - Combined care for patients and carers. Patients and caregivers each received three separate, structured emotional support telephone calls with research staff (mean duration = 13±6.5 minutes). Control callers asked questions of participants and then engaged in supportive conversations using empathic listening and reflection. Topics discussed included family, intergenerational ties, and important aspects of the patient's life, but structured reminiscence and the creative and therapeutic nature of legacy activities were not discussed.. Duration 20 weeks. Concurrent medication/care: NA. Indirectness: No indirectness</p>
Funding	Academic or government funding (Supported by funding from the National Institute of Nursing Research)
<p>RESULTS (NUMBERS ANALYSED) AND RISK OF BIAS FOR COMPARISON: COMBINED CARE FOR PATIENTS AND CARERS - RSV versus COMBINED CARE FOR PATIENTS AND CARERS - PHONE CALLS</p> <p>Protocol outcome 1: Quality of life of person in their last year of life - Actual outcome: Memorial Symptom Assessment Scale; symptom bother - physical at up to 20 weeks; Group 1: mean 0.78 (SD 0.6); n=10, Group 2: mean 0.64 (SD 0.4); n=18 Risk of bias: All domain - Very high, Selection - High, Blinding - High, Incomplete outcome data - High, Outcome reporting - Low, Measurement - Low, Crossover - Low; Indirectness of outcome: No indirectness ; Group 1 Number missing: 12; Group 2 Number missing: 5 - Actual outcome: Memorial Symptom Assessment Scale; symptom bother - emotional at up to 20 weeks; Group 1: mean 1 (SD 0.8); n=10, Group 2: mean 0.97 (SD 0.7); n=18</p>	

Study	Allen 2014 ⁵
	<p>Risk of bias: All domain - Very high, Selection - High, Blinding - High, Incomplete outcome data - High, Outcome reporting - Low, Measurement - Low, Crossover - Low; Indirectness of outcome: No indirectness ; Group 1 Number missing: 12; Group 2 Number missing: 5 - Actual outcome: Center for Epidemiology Studies Depression Scale (CESD) at up to 20 weeks; Group 1: mean 18.4 (SD 10); n=10, Group 2: mean 13.5 (SD 9.6); n=18; CESD 0-60 Top=High is poor outcome</p> <p>Risk of bias: All domain - Very high, Selection - High, Blinding - High, Incomplete outcome data - High, Outcome reporting - Low, Measurement - Low, Crossover - Low; Indirectness of outcome: No indirectness ; Group 1 Number missing: 12; Group 2 Number missing: 5</p> <p>Protocol outcome 2: Quality of life of carer of (or person important to) the person in their last year of life - Actual outcome: Memorial Symptom Assessment Scale; symptom bother - physical at up to 20 weeks; Group 1: mean 0.77 (SD 0.6); n=10, Group 2: mean 0.49 (SD 0.5); n=18</p> <p>Risk of bias: All domain - Very high, Selection - High, Blinding - High, Incomplete outcome data - High, Outcome reporting - Low, Measurement - Low, Crossover - Low; Indirectness of outcome: No indirectness ; Group 1 Number missing: 12; Group 2 Number missing: 5 - Actual outcome: Memorial Symptom Assessment Scale; symptom bother - emotional at up to 20 weeks; Group 1: mean 1.08 (SD 1.2); n=10, Group 2: mean 1 (SD 1); n=18</p> <p>Risk of bias: All domain - Very high, Selection - High, Blinding - High, Incomplete outcome data - High, Outcome reporting - Low, Measurement - Low, Crossover - Low; Indirectness of outcome: No indirectness ; Group 1 Number missing: 12; Group 2 Number missing: 5 - Actual outcome: Center for Epidemiology Studies Depression Scale (CESD) at up to 20 weeks; Group 1: mean 14.9 (SD 13.5); n=10, Group 2: mean 8.17 (SD 6.4); n=18; CESD 0-60 Top=High is poor outcome</p> <p>Risk of bias: All domain - Very high, Selection - High, Blinding - High, Incomplete outcome data - High, Outcome reporting - Low, Measurement - Low, Crossover - Low; Indirectness of outcome: No indirectness ; Group 1 Number missing: 12; Group 2 Number missing: 5 - Actual outcome: Caregiver stress at up to 20 weeks; Group 1: mean 2.32 (SD 0.2); n=10, Group 2: mean 2.3 (SD 0.2); n=18; Comments: Range not provided</p> <p>Risk of bias: All domain - Very high, Selection - High, Blinding - High, Incomplete outcome data - High, Outcome reporting - Low, Measurement - Low, Crossover - Low; Indirectness of outcome: No indirectness ; Group 1 Number missing: 12; Group 2 Number missing: 5</p>
Protocol outcomes not reported by the study	Preferred and actual place of care ; Longevity of the carer ; Carer health (for example: GP visits, mental health, school/work attendance) ; Length of hospital stay ; Use of community services ; Staff (providing care to the person in their last year of life) ; Length of stay

Study	Badr 2015 ¹²
Study type	RCT (Patient randomised; Parallel)
Number of studies (number of participants)	(n=39)
Countries and setting	Conducted in USA; Setting: Secondary care

Study	Badr 2015 ¹²
Line of therapy	Unclear
Duration of study	Intervention + follow up: 8 weeks
Method of assessment of guideline condition	Adequate method of assessment/diagnosis
Stratum	Overall
Subgroup analysis within study	Not applicable
Inclusion criteria	Patients were eligible if they (1) had advanced LC and were within 1 month of treatment initiation (any line of therapy); (2) were spending more than 50% of their time out of bed on a daily basis, as measured by an Eastern Cooperative Oncology Group performance status ≤ 2 ; and, (3) had a spouse/partner or other close family member whom they identified as their primary caregiver. In addition, both patients and caregivers had to (1) be ≥ 18 years old; (2) have the ability to read and understand English; and, (3) be able to provide informed consent.
Exclusion criteria	See inclusion criteria
Recruitment/selection of patients	Patients were identified through medical chart review and were approached to participate during chemotherapy infusion.
Age, gender and ethnicity	Age - Mean (SD): Patient: 68.17(10.3) Carer: 51.1(10.24). Gender (M:F): 12/27. Ethnicity: White: 85%
Further population details	NA
Indirectness of population	No indirectness
Interventions	<p>(n=20) Intervention 1: Carer support service - Combined care for patients and carers. Patients and caregivers in the intervention group each received their own tailored manuals and participated together in 6 weekly 60-minute telephone counselling sessions with a trained interventionist who had a master's degree in mental health counselling. The topics were self-care, stress and coping, symptom management, effective communication, problem solving, and maintaining and enhancing relationships. For each topic, approximately half the content was the same for patients and caregivers, and half was tailored to the person's role (patient or caregiver). During sessions, the interventionist reviewed homework and manual content for that week, guided participants through in-session activities, and assigned the next week's homework to reinforce the practice of skills taught.. Duration 6 weeks. Concurrent medication/care: Usual care. Indirectness: No indirectness</p> <p>(n=19) Intervention 2: No carer support services. Standard oncologic care and primary palliative care for the patient from the point of the diagnosis of advanced LC. Primary palliative care is provided by the patient's medical oncologist and includes the basic management of pain and other symptoms, including depression and anxiety, as well as basic discussions about the prognosis and goals of treatment. In</p>

Study	Badr 2015 ¹²
	<p>addition, patients may be referred to the outpatient supportive oncology practice for a specialty palliative care consultation according to need as determined by the treating oncologist. Caregivers are welcome to attend/participate but are not required to do so.. Duration 6 weeks. Concurrent medication/care: NA. Indirectness: No indirectness</p>
Funding	Principal author funded by industry (Supported by a pilot grant awarded to Hoda Badr)
<p>RESULTS (NUMBERS ANALYSED) AND RISK OF BIAS FOR COMPARISON: COMBINED CARE FOR PATIENTS AND CARERS versus NO CARER SUPPORT SERVICES</p> <p>Protocol outcome 1: Quality of life of person in their last year of life - Actual outcome: PROMIS: depression at 8 weeks; Group 1: mean 11.65 (SD 3.77); n=20, Risk of bias: All domain - Very high, Selection - High, Blinding - High, Incomplete outcome data - Low, Outcome reporting - Low, Measurement - Low, Crossover - Low; Indirectness of outcome: No indirectness - Actual outcome: PROMIS: anxiety at 8 weeks; Group 1: mean 12.35 (SD 4.46); n=20, Risk of bias: All domain - Very high, Selection - High, Blinding - High, Incomplete outcome data - Low, Outcome reporting - Low, Measurement - Low, Crossover - Low; Indirectness of outcome: No indirectness</p> <p>Protocol outcome 2: Quality of life of carer of (or person important to) the person in their last year of life - Actual outcome: PROMIS: depression at 8 weeks; Group 1: mean 11.5 (SD 3.2); n=20, Group 2: mean 16.53 (SD 5.47); n=19; Patient Reported Outcomes Measurement Information System (PROMIS) short-form 6-30 Top=High is poor outcome Risk of bias: All domain - Very high, Selection - High, Blinding - High, Incomplete outcome data - Low, Outcome reporting - Low, Measurement - Low, Crossover - Low; Indirectness of outcome: No indirectness - Actual outcome: PROMIS: anxiety at 8 weeks; Group 1: mean 12.1 (SD 3.6); n=20, Group 2: mean 17.16 (SD 5.41); n=19 Risk of bias: All domain - Very high, Selection - High, Blinding - High, Incomplete outcome data - Low, Outcome reporting - Low, Measurement - Low, Crossover - Low; Indirectness of outcome: No indirectness - Actual outcome: Caregiver burden at 8 weeks; Group 1: mean 24.7 (SD 4.96); n=20, Group 2: mean 28.16 (SD 6.53); n=19 Risk of bias: All domain - Very high, Selection - High, Blinding - High, Incomplete outcome data - Low, Outcome reporting - Low, Measurement - Low, Crossover - Low; Indirectness of outcome: No indirectness</p>	
Protocol outcomes not reported by the study	Preferred and actual place of care ; Longevity of the carer ; Carer health (for example: GP visits, mental health, school/work attendance) ; Length of hospital stay ; Use of community services ; Staff (providing care to the person in their last year of life) ; Length of stay

Study	Chan 2016 ⁴⁶
-------	-------------------------

Study	Chan 2016 ⁴⁶
Study type	RCT (Patient randomised; Parallel)
Number of studies (number of participants)	1 (n=29)
Countries and setting	Conducted in Hong Kong (China); Setting: Renal palliative clinic in Tung Wah Hospital in the Hong Kong West Cluster during June 2012 to December 2014.
Line of therapy	Not applicable
Duration of study	Intervention + follow up: 24 weeks
Method of assessment of guideline condition	Method of assessment /diagnosis not stated: Does not state that they were in their last year of life and Caregivers were excluded from the study when immediate palliative care (eg, end-of-life care) was required.
Stratum	Overall:
Subgroup analysis within study	Not applicable
Inclusion criteria	Caregivers of patients who had: chronic kidney failure as defined by creatinine clearance <15mL/min; opted for conservative treatment by nephrology team or patient; never treated with dialysis or transplantation and able to provide informed consent.
Exclusion criteria	If had participated in another psycho-educational program during the preceding year; cared for more than 1 family member with a chronic medical illness, and immediate palliative care (e.g, end-of-life care) was required.
Recruitment/selection of patients	All new patients referred to the renal palliative clinic were screened.
Age, gender and ethnicity	Age - Mean (SD): 59.8 (14.2). Gender (M:F): 7/22. Ethnicity: Not reported
Further population details	1. Frail elderly: Not applicable 2. Homeless people/vulnerably housed: Not applicable 3. LGBT: Not applicable 4. Migrant workers: Not applicable 5. People from ethnic minorities : Not applicable 6. People in prisons: Not applicable 7. People in whom life-prolonging therapies are still an active option: Not applicable 8. People with dementia: Not applicable 9. People with disabilities: Not applicable 10. People with hearing loss: Not applicable 11. People with learning difficulties: Not applicable 12. People with mental health problems: Not applicable 13. Socioeconomic inequalities: Not applicable 14. Travelers: Not applicable 15. Younger adults (aged 18-25): Not applicable
Indirectness of population	No indirectness
Interventions	(n=14) Intervention 1: Carer support service - Psychological support. Enhanced Psychosocial support program which included education and intervention from an on-site palliative care nurse and a designated social worker. Interventions were instituted based on published information regarding families' needs in both end-stage renal disease

Study	Chan 2016 ⁴⁶
	<p>and palliative care.</p> <p>The program included:</p> <p>Palliative care nurse: assessment of family needs; assessment of patient's symptom burden; introduction of palliative care service team members, and types of services; knowledge of chronic kidney failure and related problems; patient medical care aspect (drug, diet adherence); patient and caregiver psychological aspect; use of pamphlets to enhance adherence to diet and fluid recommendations; home care visit, physiotherapy, clinical psychologist, inpatient care referral for intervention.</p> <p>Social worker: assessment of patient and caregiver social background with a demographic data sheet; family social support; family financial assessment; counseling, community service referral, coping skill training, respite care for intervention.</p> <p>Palliative care nurse: regular symptom burden assessment; monitoring of adherence to drug and fluid recommendations; management of patient's symptoms and skills in coping with them; assessment of psychological aspect.</p> <p>Social worker: assessment of social support and caring issue(s); orientation in stress management; improvement of communication skills in family; orientation of caregivers to relaxation methods; interventions as needed. . Duration 30-minute sessions held once to twice monthly on the day of a patient's joint clinic follow-up with a nurse, social worker, and physician. Concurrent medication/care: Not reported. Indirectness: No indirectness</p> <p>(n=15) Intervention 2: No carer support services. Standard renal care and caregivers could be referred to other allied health professionals if clinically indicated. Duration Followed up in a renal clinic at 2-4 week intervals up to a total of 6 months. Concurrent medication/care: Not reported. Indirectness: No indirectness</p>
Funding	Funding not stated

RESULTS (NUMBERS ANALYSED) AND RISK OF BIAS FOR COMPARISON: PSYCHOLOGICAL SUPPORT versus NO CARER SUPPORT SERVICES

Protocol outcome 1: Quality of life of person in their last year of life
 - Actual outcome: Quality of life (MQOL) at 1 month; Group 1: mean 8.4 (SD 1.8); n=14, Group 2: mean 7.7 (SD 1.3); n=11; McGill Quality of Life

Study	Chan 2016 ⁴⁶
	<p>questionnaire 0-10 Top=High is good outcome Risk of bias: All domain - High, Selection - Low, Blinding - High, Incomplete outcome data - High, Outcome reporting - Low, Measurement - Low, Crossover - Low, Comments - ; Indirectness of outcome: No indirectness ; Baseline details: Intervention group: 8.0 (2.1); Control group 8.3 (1.3); Group 1 Number missing: 0; Group 2 Number missing: 4, Reason: 1 withdrawal and 3 deaths - Actual outcome: Quality of life (MQOL) at 3 months; Group 1: mean 7.4 (SD 1.1); n=8, Group 2: mean 6.6 (SD 1.7); n=8; McGill Quality of Life questionnaire 0-10 Top=High is good outcome Risk of bias: All domain - High, Selection - Low, Blinding - High, Incomplete outcome data - High, Outcome reporting - Low, Measurement - Low, Crossover - Low, Comments - ; Indirectness of outcome: No indirectness ; Baseline details: Intervention group: 8.0 (2.1); Control group 8.3 (1.3); Group 1 Number missing: 6, Reason: 6 deaths; Group 2 Number missing: 7, Reason: 1 withdrawal and 6 deaths - Actual outcome: Quality of life (MQOL) at 6 months; Group 1: mean 7.3 (SD 1); n=4, Group 2: mean 6.4 (SD 1.1); n=5; McGill Quality of Life questionnaire 0-10 Top=High is good outcome Risk of bias: All domain - High, Selection - Low, Blinding - High, Incomplete outcome data - High, Outcome reporting - Low, Measurement - Low, Crossover - Low, Comments - ; Indirectness of outcome: No indirectness ; Baseline details: Intervention group: 8.0 (2.1); Control group 8.3 (1.3); Group 1 Number missing: 10, Reason: 10 deaths; Group 2 Number missing: 10, Reason: 1 withdrawal and 9 deaths</p> <p>Protocol outcome 2: Quality of life of carer of (or person important to) the person in their last year of life - Actual outcome: Anxiety (HADS) at 1 month; Group 1: mean 7.1 (SD 3.2); n=14, Group 2: mean 10.1 (SD 2.2); n=11; Hospital Anxiety and Depression Scale 0-21 Top=High is poor outcome Risk of bias: All domain - High, Selection - Low, Blinding - High, Incomplete outcome data - High, Outcome reporting - Low, Measurement - Low, Crossover - Low, Comments - ; Indirectness of outcome: No indirectness ; Baseline details: Intervention group: 9.9 (3.3); Control group 9.1 (2.3); Group 1 Number missing: 0; Group 2 Number missing: 4, Reason: 1 withdrawal and 3 deaths - Actual outcome: Anxiety (HADS) at 3 months; Group 1: mean 6.5 (SD 4.5); n=8, Group 2: mean 11 (SD 3.1); n=8; Hospital Anxiety and Depression Scale 0-21 Top=High is poor outcome Risk of bias: All domain - High, Selection - Low, Blinding - High, Incomplete outcome data - High, Outcome reporting - Low, Measurement - Low, Crossover - Low, Comments - ; Indirectness of outcome: No indirectness ; Baseline details: Intervention group: 9.9 (3.3); Control group 9.1 (2.3); Group 1 Number missing: 6, Reason: 6 deaths; Group 2 Number missing: 7, Reason: 1 withdrawal and 6 deaths - Actual outcome: Anxiety (HADS) at 6 months; Group 1: mean 8.5 (SD 1.9); n=4, Group 2: mean 10.6 (SD 1.8); n=5; Hospital Anxiety and Depression Scale 0-21 Top=High is poor outcome Risk of bias: All domain - High, Selection - Low, Blinding - High, Incomplete outcome data - High, Outcome reporting - Low, Measurement - Low, Crossover - Low, Comments - ; Indirectness of outcome: No indirectness ; Baseline details: Intervention group: 9.9 (3.3); Control group 9.1 (2.3); Group 1 Number missing: 10, Reason: 10 deaths; Group 2 Number missing: 10, Reason: 1 withdrawal and 9 deaths - Actual outcome: Depression (HADS) at 1 months; Group 1: mean 4.4 (SD 3.1); n=14, Group 2: mean 5.9 (SD 3.2); n=11; Hospital Anxiety and Depression Scale 0-21 Top=High is poor outcome Risk of bias: All domain - High, Selection - Low, Blinding - High, Incomplete outcome data - High, Outcome reporting - Low, Measurement - Low, Crossover - Low, Comments - ; Indirectness of outcome: No indirectness ; Baseline details: Intervention group: 5.4 (4.5); Control group 6.4 (2.9); Group 1 Number missing: 0; Group 2 Number missing: 4, Reason: 1 withdrawal and 3 deaths - Actual outcome: Depression (HADS) at 3 months; Group 1: mean 3.8 (SD 3.1); n=8, Group 2: mean 6.7 (SD 3.6); n=8; Hospital Anxiety and</p>

Study	Chan 2016 ⁴⁶
	<p>Depression Scale 0-21 Top=High is poor outcome Risk of bias: All domain - High, Selection - Low, Blinding - High, Incomplete outcome data - High, Outcome reporting - Low, Measurement - Low, Crossover - Low, Comments - ; Indirectness of outcome: No indirectness ; Baseline details: Intervention group: 5.4 (4.5); Control group 6.4 (2.9); Group 1 Number missing: 6, Reason: 6 deaths; Group 2 Number missing: 7, Reason: 1 withdrawal and 6 deaths - Actual outcome: Depression (HADS) at 6 months; Group 1: mean 4.5 (SD 1.9); n=4, Group 2: mean 7.4 (SD 3); n=5; Hospital Anxiety and Depression Scale 0-21 Top=High is poor outcome Risk of bias: All domain - High, Selection - Low, Blinding - High, Incomplete outcome data - High, Outcome reporting - Low, Measurement - Low, Crossover - Low, Comments - ; Indirectness of outcome: No indirectness ; Baseline details: Intervention group: 5.4 (4.5); Control group 6.4 (2.9); Group 1 Number missing: 10, Reason: 10 deaths; Group 2 Number missing: 10, Reason: 1 withdrawal and 9 deaths - Actual outcome: Caregiver's perceived burden in providing family care (ZBI) at 1 month; Group 1: mean 22 (SD 5.3); n=14, Group 2: mean 31.6 (SD 9.5); n=11; Zarit Burden Interview 0-88 Top=High is poor outcome Risk of bias: All domain - High, Selection - Low, Blinding - High, Incomplete outcome data - High, Outcome reporting - Low, Measurement - Low, Crossover - Low, Comments - ; Indirectness of outcome: No indirectness ; Baseline details: Intervention group: 32.8 (12.2); Control group 28.3 (10.7); Group 1 Number missing: 0; Group 2 Number missing: 4, Reason: 1 withdrawal and 3 deaths - Actual outcome: Caregiver's perceived burden in providing family care (ZBI) at 3 months; Group 1: mean 21.3 (SD 6.6); n=8, Group 2: mean 33.4 (SD 7.2); n=8; Zarit Burden Interview 0-88 Top=High is poor outcome Risk of bias: All domain - High, Selection - Low, Blinding - High, Incomplete outcome data - High, Outcome reporting - Low, Measurement - Low, Crossover - Low, Comments - ; Indirectness of outcome: No indirectness ; Baseline details: Intervention group: 32.8 (12.2); Control group 28.3 (10.7); Group 1 Number missing: 6, Reason: 6 deaths; Group 2 Number missing: 7, Reason: 1 withdrawal and 6 deaths - Actual outcome: Caregiver's perceived burden in providing family care (ZBI) at 6 months; Group 1: mean 24.3 (SD 6.3); n=4, Group 2: mean 31.6 (SD 7.2); n=5; Zarit Burden Interview 0-88 Top=High is poor outcome Risk of bias: All domain - High, Selection - Low, Blinding - High, Incomplete outcome data - High, Outcome reporting - Low, Measurement - Low, Crossover - Low, Comments - ; Indirectness of outcome: No indirectness ; Baseline details: Intervention group: 32.8 (12.2); Control group 28.3 (10.7); Group 1 Number missing: 10, Reason: 10 deaths; Group 2 Number missing: 10, Reason: 1 withdrawal and 9 deaths</p>
Protocol outcomes not reported by the study	Preferred and actual place of care ; Longevity of the carer ; Carer health (for example, GP visits, mental health, school/work attendance) ; Length of hospital stay ; Use of community services ; Staff (providing care to the person in their last year of life) ; Length of stay

Study	Chih 2014 ⁵⁰
Study type	RCT (Patient randomised; Parallel)
Number of studies (number of participants)	(n=235)
Countries and setting	Conducted in USA; Setting: Outpatient

Study	Chih 2014 ⁵⁰
Line of therapy	Unclear
Duration of study	Intervention + follow up: 12 months
Method of assessment of guideline condition	Adequate method of assessment/diagnosis
Stratum	Overall
Subgroup analysis within study	Not applicable
Inclusion criteria	Eligible breast cancer patients were women with metastatic, recurrent or metastatic inflammatory breast cancer, or a chest wall recurrence following mastectomy. Prostate cancer patients were eligible if they had hormone refractory or metastatic prostate cancer. Eligible lung cancer patients included those in stage IIIA, IIIB, or IV. Depending on disease statuses, patients were receiving standard care including curative or palliative treatment. Patients may or may not have had a hospitalization during the course of the treatment, but our intervention was targeted to the outpatient setting. Eligible caregivers were at least 18 years old and were identified by patients as their primary source of physical, emotional, and/or financial support.
Exclusion criteria	Not reported
Recruitment/selection of patients	Recruited at five outpatient oncology clinics in the United States.
Age, gender and ethnicity	Age - Mean (SD): Patient: 62.5(10) Carer: 56(13). Gender (M:F): 96/121. Ethnicity: 92% white
Further population details	1. Frail elderly: 2. Homeless people/vulnerably housed: 3. LGBT: 4. Migrant workers: 5. People from ethnic minorities : 6. People in prisons: 7. People in whom life-prolonging therapies are still an active option: 8. People with dementia: 9. People with disabilities: 10. People with hearing loss: 11. People with learning difficulties: 12. People with mental health problems: 13. Socioeconomic inequalities: 14. Travelers: 15. Younger adults (aged 18-25):
Indirectness of population	No indirectness
Interventions	(n=118) Intervention 1: Carer support service - Support groups and education for carers. CHESS+CR: Received access to the CHESS website, which included information, communication, and coaching resources addressing advanced cancer and caregiving needs. At initial login to CHESS and then every 7 days, caregivers and patients completed a Check-in, asking questions about their needs and patient symptoms from the modified Edmonton Symptom Assessment System (ESAS) and Eastern Cooperative Oncology Group Performance Status. They could write questions to be addressed by the clinicians in the next visit. Caregivers reported caregiving burden and preparedness. This Check-in allows users to track patient symptom status, monitoring decline or improvement. CHESS included the clinician report (CR) that summarized the information provided by patients and caregivers at Check-in and made it available online to the clinicians. Clinicians could access the CR via CHESS anytime. However, any caregiver- or patient-

Study	Chih 2014 ⁵⁰
	<p>reported ESAS symptom rated at a threshold of 7 or higher on a 0- to 10-scale automatically generated an email alerting the clinician to review the report immediately. Clinicians also received an e-mail alert to review reports 2 days before a scheduled clinic visit, regardless of the ESAS rating.. Duration 12-24 months. Concurrent medication/care: Usual care. Indirectness: No indirectness</p> <p>(n=117) Intervention 2: Carer support service - Support groups and education for carers. CHES only: Received access to the CHES website, which included information, communication, and coaching resources addressing advanced cancer and caregiving needs. At initial login to CHES and then every 7 days, caregivers and patients completed a Check-in, asking questions about their needs and patient symptoms from the modified Edmonton Symptom Assessment System (ESAS) and Eastern Cooperative Oncology Group Performance Status. They could write questions to be addressed by the clinicians in the next visit. Caregivers reported caregiving burden and preparedness. This Check-in allows users to track patient symptom status, monitoring decline or improvement.. Duration 12-24 months. Concurrent medication/care: Usual care. Indirectness: No indirectness</p>
Funding	Academic or government funding (Grant funding from the National Cancer Institute)

RESULTS (NUMBERS ANALYSED) AND RISK OF BIAS FOR COMPARISON: CHES + CR versus CHES ONLY

Protocol outcome 1: Quality of life of carer of (or person important to) the person in their last year of life

- Actual outcome:

Caregiver physical burden at 6 months; Group 1: mean 1.22 (SD 0.62); n=67,

Risk of bias: All domain - Very high, Selection - Low, Blinding - High, Incomplete outcome data - High, Outcome reporting - Low, Measurement - Low, Crossover - Low; Indirectness of outcome: No indirectness; Group 1 number missing: 51, Group 2 number missing: 51

- Actual outcome:

Caregiver physical burden at 12 months; Group 1: mean 1.27 (SD 0.6); n=45,

Risk of bias: All domain - Very high, Selection - Low, Blinding - High, Incomplete outcome data - High, Outcome reporting - Low, Measurement - Low, Crossover - Low; Indirectness of outcome: No indirectness; Group 1 number missing: 73, Group 2 number missing: 70

- Actual outcome:

Carer negative mood at 6 months; Group 1: mean 0.62 (SD 0.54); n=60, Group 2: mean 0.88 (SD 0.52); n=55

Risk of bias: All domain - Very high, Selection - Low, Blinding - High, Incomplete outcome data - High, Outcome reporting - Low, Measurement - Low, Crossover - Low; Indirectness of outcome: No indirectness; Group 1 number missing: 58, Group 2 number missing: 62

- Actual outcome:

Carer negative mood at 12 months; Group 1: mean 0.61 (SD 0.54); n=45,

Risk of bias: All domain - Very high, Selection - Low, Blinding - High, Incomplete outcome data - High, Outcome reporting - Low, Measurement - Low, Crossover - Low; Indirectness of outcome: No indirectness; Group 1 number missing: 73, Group 2 number missing: 72

Study	Chih 2014 ⁵⁰
Protocol outcomes not reported by the study	Quality of life of person in their last year of life ; Preferred and actual place of care ; Longevity of the carer ; Carer health (for example: GP visits, mental health, school/work attendance) ; Length of hospital stay ; Use of community services ; Staff (providing care to the person in their last year of life) ; Length of stay

Study	Clark 2006 ⁵⁴
Study type	RCT (Patient randomised; Parallel)
Number of studies (number of participants)	(n=103)
Countries and setting	Conducted in USA; Setting: Not reported
Line of therapy	Unclear
Duration of study	Intervention + follow up: 3 weeks
Method of assessment of guideline condition	Adequate method of assessment/diagnosis
Stratum	Overall
Subgroup analysis within study	Not applicable
Inclusion criteria	Inclusion criteria of previous study for patients: diagnosis within past 12 months, expected survival of 6months to 5 years, treatment recommendation of radiation therapy of at least 2 weeks.
Exclusion criteria	Previous radiation therapy, previous cancer diagnosis within 5 years. MMSE score of <20, or ECOG of >3.
Recruitment/selection of patients	Study coordinator approached all carers meeting inclusion criteria.
Age, gender and ethnicity	Age - Other: n<50: 14 n>50: 69. Gender (M:F): 21/62. Ethnicity:
Further population details	1. Frail elderly: 2. Homeless people/vulnerably housed: 3. LGBT: 4. Migrant workers: 5. People from ethnic minorities : 6. People in prisons: 7. People in whom life-prolonging therapies are still an active option: 8. People with dementia: 9. People with disabilities: 10. People with hearing loss: 11. People with learning difficulties: 12. People with mental health problems: 13. Socioeconomic inequalities: 14. Travelers: 15. Younger adults (aged 18-25):
Extra comments	Carers of advanced cancer patients scheduled to undergo radiotherapy. Patients selected for a parent study due to low probability of long term survival.
Indirectness of population	No indirectness
Interventions	(n=43) Intervention 1: Carer support service - Combined care for patients and carers. Patient intervention:

Study	Clark 2006 ⁵⁴
	<p>Eight 90 minute sessions over 3 weeks. Participants received a manual containing written materials covered in each of the 8 sessions for review. Structured sessions began with 20 minutes of conditioning exercises conducted by a physical therapist, followed by educational information, cognitive-behavioral strategies for coping, discussion and support. Each session concluded with a 10-20 minute guided relaxation exercise. . Duration 3 weeks. Concurrent medication/care: Usual care. Indirectness: No indirectness</p> <p>(n=40) Intervention 2: No carer support services. Control group received standard medical care as recommended by their radiation oncologist.. Duration 3 weeks. Concurrent medication/care: NA. Indirectness: No indirectness</p>
Funding	Academic or government funding (Supported by a grant from the Linse Bock Foundation)

RESULTS (NUMBERS ANALYSED) AND RISK OF BIAS FOR COMPARISON: COMBINED CARE FOR PATIENTS AND CARERS versus NO CARER SUPPORT SERVICES

Protocol outcome 1: Quality of life of carer of (or person important to) the person in their last year of life

- Actual outcome: Caregiver burden at 4 weeks; Group 1: mean 76.9 (SD 12.6); n=39,

Risk of bias: All domain - High, Selection - High, Blinding - High, Incomplete outcome data - Low, Outcome reporting - Low, Measurement - Low, Crossover - Low; Indirectness of outcome: No indirectness; Group 1 number missing: 4, Group 2 number missing: 1

- Actual outcome: Caregiver burden at 8 weeks; Group 1: mean 75.1 (SD 12.5); n=41,

Risk of bias: All domain - High, Selection - High, Blinding - High, Incomplete outcome data - Low, Outcome reporting - Low, Measurement - Low, Crossover - Low; Indirectness of outcome: No indirectness; Group 1 number missing: 2, Group 2 number missing: 0

- Actual outcome: Caregiver burden at 27 weeks; Group 1: mean 75.1 (SD 13.9); n=37, Group 2: mean 77.2 (SD 14.8); n=35

Risk of bias: All domain - Low, Selection - High, Blinding - High, Incomplete outcome data - Low, Outcome reporting - Low, Measurement - Low, Crossover - Low; Indirectness of outcome: No indirectness; Group 1 number missing: 6, Group 2 number missing: 5

- Actual outcome: Linear analog self-assessment (LASA) - Quality of life at 4 weeks; Group 1: mean 77.4 (SD 15.8); n=39, Group 2: mean 75.9 (SD 16.7); n=39

Risk of bias: All domain - Low, Selection - High, Blinding - High, Incomplete outcome data - Low, Outcome reporting - Low, Measurement - Low, Crossover - Low; Indirectness of outcome: No indirectness; Group 1 number missing: 4, Group 2 number missing: 1

- Actual outcome: Linear analog self-assessment (LASA) - Quality of life at 8 weeks; Group 1: mean 77.6 (SD 14.9); n=41, Group 2: mean 76.3 (SD 21.3); n=40

Risk of bias: All domain - Low, Selection - High, Blinding - High, Incomplete outcome data - Low, Outcome reporting - Low, Measurement - Low, Crossover - Low; Indirectness of outcome: No indirectness; Group 1 number missing: 2, Group 2 number missing: 0

- Actual outcome: Linear analog self-assessment (LASA) - Quality of life at 27 weeks; Group 1: mean 72.8 (SD 17.2); n=37, Group 2: mean 78.9 (SD 17.3); n=35

Study	Clark 2006⁵⁴
Risk of bias: All domain - Low, Selection - High, Blinding - High, Incomplete outcome data - Low, Outcome reporting - Low, Measurement - Low, Crossover - Low; Indirectness of outcome: No indirectness; Group 1 number missing: 6, Group 2 number missing: 5	
Protocol outcomes not reported by the study	Quality of life of person in their last year of life ; Preferred and actual place of care ; Longevity of the carer ; Carer health (for example: GP visits, mental health, school/work attendance) ; Length of hospital stay ; Use of community services ; Staff (providing care to the person in their last year of life) ; Length of stay

Study (subsidiary papers)	Dubenske 2013⁸⁰ (Dubenske 2014⁸¹, Gustafson 2013¹¹¹)
Study type	RCT (Patient randomised; Parallel)
Number of studies (number of participants)	(n=285)
Countries and setting	Conducted in USA; Setting: In the community
Line of therapy	Not applicable
Duration of study	Intervention + follow up: Up to 24 months
Method of assessment of guideline condition	Adequate method of assessment/diagnosis
Stratum	Overall
Subgroup analysis within study	Not applicable
Inclusion criteria	Patients were adults with non-small cell lung cancer at stage IIIA, IIIB, or IV with a clinician-perceived life expectancy of at least 4 months and a patient-identified primary caregiver willing to participate in the study. Caregiver provided instrumental, emotional, and/or financial support for the patient and were aged >18 years
Exclusion criteria	Those who were extremely ill and likely had very short survival times
Recruitment/selection of patients	Recruited from four major cancer centre in the Northeast, Midwestern, and Southwestern United States between January 2005 and April 2007.
Age, gender and ethnicity	Age - Mean (SD): Internet: 54.57(12.21) CHESS: 56.56(12.86). Gender (M:F): 117/168. Ethnicity: Not

Study (subsidiary papers)	Dubenske 2013 ⁸⁰ (Dubenske 2014 ⁸¹ , Gustafson 2013 ¹¹¹)
	reported
Further population details	1. Frail elderly: 2. Homeless people/vulnerably housed: 3. LGBT: 4. Migrant workers: 5. People from ethnic minorities : 6. People in prisons: 7. People in whom life-prolonging therapies are still an active option: 8. People with dementia: 9. People with disabilities: 10. People with hearing loss: 11. People with learning difficulties: 12. People with mental health problems: 13. Socioeconomic inequalities: 14. Travelers: 15. Younger adults (aged 18-25):
Extra comments	Caregiver lung cancer and their patients.
Indirectness of population	No indirectness
Interventions	<p>(n=144) Intervention 1: Carer support service - Support groups and education for carers. CHES; CHES arm received password-protected access to the CHES Coping with Lung Cancer website. CHES was designed to be easy to use and: 1) to provide well organized lung cancer, caregiving, and bereavement information; 2) to serve as a channel for communication with and support from peers, experts, clinicians, and users' social networks; 3) to act as a coach by gathering information from users and providing feedback based on algorithms (decision rules); and 4) to provide tools (eg, a program to organize support from family and friends) to improve the caregiving experience. CHES included a clinician report that summarized caregiver and patient ratings of the patient's health status¹⁵ and listed their questions for the next clinic visit. Clinicians received email alerts before a scheduled visit and whenever a symptom rating exceeded 7 on a scale from 0 to 10. . Duration 25 months or 13 months after patient death.. Concurrent medication/care: Usual care. Indirectness: No indirectness</p> <p>(n=141) Intervention 2: No carer support services. Internet:</p> <p>Received training on using the Internet and a list of Internet sites about lung cancer (eg, www.lungcanceralliance.org, http://cancernet.nci.nih.gov/cancertopics/types/lung, and www.lungcanceronline.org; all accessed August a,b008). Duration 25 months or 13 months after patient death. Concurrent medication/care: Usual care. Indirectness: No indirectness</p>
Funding	Academic or government funding (Supported by a grant from the National Cancer Institute)

RESULTS (NUMBERS ANALYSED) AND RISK OF BIAS FOR COMPARISON: CHES versus INTERNET

Protocol outcome 1: Quality of life of carer of (or person important to) the person in their last year of life
 - Actual outcome: Caregiver Quality of Life – Cancer Scale (CQOLC) Burden Subscale
 at 2 months; Group 1: mean 16.15 (SD 8.26); n=58,

Study (subsidiary papers)	Dubenske 2013 ⁸⁰ (Dubenske 2014 ⁸¹ , Gustafson 2013 ¹¹¹)
	<p>Risk of bias: All domain - Very high, Selection - Low, Blinding - High, Incomplete outcome data - High, Outcome reporting - Low, Measurement - Low, Crossover - Low; Indirectness of outcome: No indirectness; Group 1 number missing: 86, Group 2 number missing: 77 - Actual outcome: Caregiver Quality of Life – Cancer Scale (CQOLC) Burden Subscale at 4 months; Group 1: mean 15.87 (SD 8.43); n=60,</p> <p>Risk of bias: All domain - Very high, Selection - Low, Blinding - High, Incomplete outcome data - High, Outcome reporting - Low, Measurement - Low, Crossover - Low; Indirectness of outcome: No indirectness; Group 1 number missing: 84, Group 2 number missing: 90 - Actual outcome: Caregiver Quality of Life – Cancer Scale (CQOLC) Burden Subscale at 6 months; Group 1: mean 13.14 (SD 7.63); n=44,</p> <p>Risk of bias: All domain - Very high, Selection - Low, Blinding - High, Incomplete outcome data - High, Outcome reporting - Low, Measurement - Low, Crossover - Low; Indirectness of outcome: No indirectness; Group 1 number missing: 100, Group 2 number missing: 90 - Actual outcome: Caregiver Quality of Life – Cancer Scale (CQOLC) Burden Subscale at 8 months; Group 1: mean 16.34 (SD 6.86); n=42,</p> <p>Risk of bias: All domain - Very high, Selection - Low, Blinding - High, Incomplete outcome data - High, Outcome reporting - Low, Measurement - Low, Crossover - Low; Indirectness of outcome: No indirectness; Group 1 number missing: 102, Group 2 number missing: 101 - Actual outcome: Short version profile of mood states (SV-POMS) - Negative mood at 2 months; Group 1: mean 0.92 (SD 0.74); n=58,</p> <p>Risk of bias: All domain - Very high, Selection - Low, Blinding - High, Incomplete outcome data - High, Outcome reporting - Low, Measurement - Low, Crossover - Low; Indirectness of outcome: No indirectness; Group 1 number missing: 86, Group 2 number missing: 77 - Actual outcome: Short version profile of mood states (SV-POMS) - Negative mood at 4 months; Group 1: mean 0.88 (SD 0.72); n=60,</p> <p>Risk of bias: All domain - Very high, Selection - Low, Blinding - High, Incomplete outcome data - High, Outcome reporting - Low, Measurement - Low, Crossover - Low; Indirectness of outcome: No indirectness; Group 1 number missing: 84, Group 2 number missing: 90 - Actual outcome: Short version profile of mood states (SV-POMS) - Negative mood at 6 months; Group 1: mean 0.65 (SD 0.6); n=45,</p> <p>Risk of bias: All domain - Very high, Selection - Low, Blinding - High, Incomplete outcome data - High, Outcome reporting - Low, Measurement - Low, Crossover - Low; Indirectness of outcome: No indirectness; Group 1 number missing: 100, Group 2 number missing: 100 - Actual outcome: Short version profile of mood states (SV-POMS) - Negative mood at 8 months; Group 1: mean 0.92 (SD 0.81); n=42,</p> <p>Risk of bias: All domain - Very high, Selection - Low, Blinding - High, Incomplete outcome data - High, Outcome reporting - Low, Measurement - Low, Crossover - Low; Indirectness of outcome: No indirectness; Group 1 number missing: 102, Group 2 number missing: 101</p>
Protocol outcomes not reported by the study	Quality of life of person in their last year of life ; Preferred and actual place of care ; Longevity of the carer ; Carer health (for example: GP visits, mental health, school/work attendance) ; Length of hospital stay ; Use of community services ; Staff (providing care to the person in their last year of life) ; Length of stay

Study (subsidiary papers)	ENABLE III trial: Dionne-odom 2015 ⁷² (Dionne-odom 2016 ⁷¹)
Study type	RCT (Patient randomised; Parallel)
Number of studies (number of participants)	1 (n=122)
Countries and setting	Conducted in USA; Setting: patients' homes - telephone intervention
Line of therapy	Not applicable
Duration of study	Intervention + follow up: 3 weeks + follow up
Method of assessment of guideline condition	Adequate method of assessment/diagnosis: inclusion criteria included prognosis of 6-24 months
Stratum	Overall: NA
Subgroup analysis within study	Unclear: NA
Inclusion criteria	>18 years of age; new diagnosis, recurrence or progression of an advanced stage cancer within approximately 30-60 days of the date the patient was informed of the diagnosis and oncologist-determined prognosis of 6-24 months; English speaking; able to complete baseline questionnaires
Exclusion criteria	<4 on the Callahan cognitive screen, had an untreated axis 1 psychiatric condition (eg. schizophrenia, bipolar disorder) or an active substance use disorder, or had uncorrectable hearing disorder or unreliable telephone service
Recruitment/selection of patients	not reported
Age, gender and ethnicity	Age - Mean (SD): early group 61 (11.6), delayed group 57.9 (11.9). Gender (M:F): early group 14/47, delayed group 12/49. Ethnicity: early group 90.2% white, 6.6% other, 3.3% missing, delayed group 95% white, 1.6% other 3.3% missing
Further population details	1. Frail elderly: Not stated / Unclear 2. Homeless people/vulnerably housed: Not stated / Unclear 3. LGBT: Not stated / Unclear 4. Migrant workers: Not stated / Unclear 5. People from ethnic minorities : People not from ethnic minorities 6. People in prisons: People not in prisons 7. People in whom life-prolonging therapies are still an active option: Not stated / Unclear 8. People with dementia: People without dementia 9. People with disabilities: Not stated / Unclear 10. People with hearing loss: People without hearing loss 11. People with learning difficulties: Not stated / Unclear 12. People with mental health problems: People without mental health problems 13. Socioeconomic inequalities: Not stated / Unclear 14. Travelers: Not stated / Unclear 15. Younger adults (aged 18-25): Older adults (aged 26 and over)
Indirectness of population	No indirectness: NA
Interventions	(n=61) Intervention 1: Carer support service - Psychological support. ENABLE (at patient diagnosis): 3 once per week structured one-on-one telephone sessions between an advanced-practice palliative care

Study (subsidiary papers)	ENABLE III trial: Dionne-odom 2015 ⁷² (Dionne-odom 2016 ⁷¹)
	<p>nurse coach and caregiver guided by the 'Charting Your Course: Caregiver' guidebook addressing the CG role, problem-solving using the COPE framework, self-care, building a support team, decision-making and advance care planning, nurses followed up at least monthly by telephone until the patient died or study ended . Duration 3 weeks . Concurrent medication/care: not reported . Indirectness: No indirectness; Indirectness comment: NA</p> <p>(n=61) Intervention 2: No carer support services. delayed intervention - caregivers were able to access any of the usual support services available . Duration 3 months . Concurrent medication/care: not reported . Indirectness: No indirectness; Indirectness comment: NA</p> <p>(n=61) Intervention 3: Carer support service - Psychological support. Delayed ENABLE (12 weeks after diagnosis): 3 once per week structured one-on-one telephone sessions between an advanced-practice palliative care nurse coach and caregiver guided by the 'Charting Your Course: Caregiver' guidebook addressing the CG role, problem-solving using the COPE framework, self-care, building a support team, decision-making and advance care planning, nurses followed up at least monthly by telephone until the patient died or study ended. Duration Until patient death. Concurrent medication/care: Usual care. Indirectness: No indirectness</p>
Funding	Academic or government funding (National Institute for Nursing Research, University of Alabama at Birmingham Cancer Prevention and Control Training Program, NIH/NINR Small Research Grant, American Cancer Society)

RESULTS (NUMBERS ANALYSED) AND RISK OF BIAS FOR COMPARISON: PSYCHOLOGICAL SUPPORT (EARLY) versus PSYCHOLOGICAL SUPPORT (DELAYED)

Protocol outcome 1: Quality of life of carer of (or person important to) the person in their last year of life
 - Actual outcome: caregiver quality of life scale-cancer at 3 months ; MD; -2 (SE = 2.3) CQOL-C 0-140 Top=High is poor outcome, Comments: between group difference in change from baseline adjusted for patient death ;
 Risk of bias: All domain - Very high, Selection - High, Blinding - High, Incomplete outcome data - Low, Outcome reporting - Low, Measurement - Low, Crossover - Low; Indirectness of outcome: No indirectness, Comments: NA; Baseline details: early group had a higher proportion employed
 - Actual outcome: Center for Epidemiologic Study-Depression Scale at 3 months ; MD; -3.4 (SE = 1.5) CESD 0-60 Top=High is poor outcome, Comments: between group difference in change from baseline adjusted for patient death ;
 Risk of bias: All domain - Very high, Selection - High, Blinding - High, Incomplete outcome data - Low, Outcome reporting - Low, Measurement - Low, Crossover - Low; Indirectness of outcome: No indirectness, Comments: NA; Baseline details: early group had a higher proportion employed
 - Actual outcome: Montgomery-Borgatta Caregiver Burden Scale (objective subscale) at 3 months ; MD; 0.3 (SE = 0.7) MBCB-OB 6-30 Top=High is poor outcome, Comments: between group difference in change from baseline adjusted for patient death ;

Study (subsidiary papers)	ENABLE III trial: Dionne-odom 2015 ⁷² (Dionne-odom 2016 ⁷¹)
	<p>Risk of bias: All domain - Very high, Selection - High, Blinding - High, Incomplete outcome data - Low, Outcome reporting - Low, Measurement - Low, Crossover - Low; Indirectness of outcome: No indirectness, Comments: NA; Baseline details: early group had a higher proportion employed - Actual outcome: Montgomery-Borgatta Caregiver Burden Scale (demand subscale) at 3 months ; MD; -0 (SE = 0.7) 4-20 MBCB-DB Top=High is poor outcome, Comments: between group difference in change from baseline adjusted for patient death ;</p> <p>Risk of bias: All domain - Very high, Selection - High, Blinding - High, Incomplete outcome data - Low, Outcome reporting - Low, Measurement - Low, Crossover - Low; Indirectness of outcome: No indirectness, Comments: NA; Baseline details: early group had a higher proportion employed - Actual outcome: Montgomery-Borgatta Caregiver Burden Scale (stress subscale) at 3 months ; MD; -0.5 (SE = 0.5) MBCB-SB 4-20 Top=High is poor outcome, Comments: between group difference in change from baseline adjusted for patient death ;</p> <p>Risk of bias: All domain - Very high, Selection - High, Blinding - High, Incomplete outcome data - Low, Outcome reporting - Low, Measurement - Low, Crossover - Low; Indirectness of outcome: No indirectness, Comments: NA; Baseline details: early group had a higher proportion employed - Actual outcome: Center for Epidemiologic Study-Depression Scale at After patient death; Group 1: mean 3.4 (SD 9.5); n=19, Group 2: mean 2.6 (SD 12.1); n=25; CES-D 0-60 Top=High is poor outcome</p> <p>Risk of bias: All domain - Very high, Selection - High, Blinding - High, Incomplete outcome data - Low, Outcome reporting - Low, Measurement - Low, Crossover - Low; Indirectness of outcome: No indirectness, Comments: NA; Baseline details: early group had a higher proportion employed - Actual outcome: Grief at After patient death; Group 1: mean 22.7 (SD 4.9); n=19, Group 2: mean 24.9 (SD 6.9); n=25; Prigerson Inventory of Complicated Grief-Short Form (PG13) 5-65 Top=High is poor outcome</p> <p>Risk of bias: All domain - Very high, Selection - High, Blinding - High, Incomplete outcome data - Low, Outcome reporting - Low, Measurement - Low, Crossover - Low; Indirectness of outcome: No indirectness, Comments: NA; Baseline details: early group had a higher proportion employed</p>
Protocol outcomes not reported by the study	Quality of life of person in their last year of life ; Preferred and actual place of care ; Longevity of the carer ; Carer health (for example: GP visits, mental health, school/work attendance) ; Length of hospital stay ; Use of community services ; Staff (providing care to the person in their last year of life) ; Length of stay

Study (subsidiary papers)	Hudson 2005 ¹⁴¹
Study type	RCT (Patient randomised; Parallel)
Number of studies (number of participants)	1 (n=106)
Countries and setting	Conducted in Australia; Setting: Patients homes
Line of therapy	Unclear
Duration of study	Intervention + follow up: 8 weeks following patient death
Method of assessment of guideline condition	Adequate method of assessment/diagnosis
Stratum	Overall

Study (subsidiary papers)	Hudson 2005 ¹⁴¹
Subgroup analysis within study	Not applicable
Inclusion criteria	Primary family caregivers of patients with advanced cancer receiving home-based palliative care.
Exclusion criteria	NA
Recruitment/selection of patients	Recruited from four home-based palliative care services in three states of Australia (Victoria, New South Wales and Western Australia) over a 2-year period (2009–2011).
Age, gender and ethnicity	Age - Mean (SD): 59.0 years (SD = 13.9). Gender (M:F): Define. Ethnicity: Not reported
Further population details	1. Frail elderly: 2. Homeless people/vulnerably housed: 3. LGBT: 4. Migrant workers: 5. People from ethnic minorities: 6. People in prisons: 7. People in whom life-prolonging therapies are still an active option: 8. People with dementia: 9. People with disabilities: 10. People with hearing loss: 11. People with learning difficulties: 12. People with mental health problems: 13. Socioeconomic inequalities: 14. Travelers: 15. Younger adults (aged 18-25):
Indirectness of population	No indirectness
Interventions	<p>(n=54) Intervention 1: Psycho-education: Nurse provision of information to enhance understanding of issues and provide a basis for skill acquisition, reinforcement of the role of the palliative care service and other services, and providing strategies to involve family and friends, helping the caregiver make a sense of emotional reactions to the situation and encouraging caregivers to see the positive aspects of experience and offering access to spiritual guidance, promoting caregivers to enhance their own physical and mental health by taking regular time out, having a healthy diet, taking exercise and providing advice on relaxation strategies and providing advice on their rights. Duration: The intervention involved two home visits and one follow-up phone call between the visits. It was supported by a caregiver guidebook and audiotape. Concurrent medication/care: Usual care. Indirectness: No indirectness</p> <p>(n=52) Intervention 2: No carer support services. The intervention involved two home visits and one follow-up phone call between the visits. It was supported by a caregiver guidebook and audiotape. Concurrent medication/care: Usual care. Indirectness: No indirectness</p>
Funding	Academic or government funding (Supported by the NH & MRC Grant)
RESULTS (NUMBERS ANALYSED) AND RISK OF BIAS FOR COMPARISON: PSYCHOLOGICAL SUPPORT - 1 SESSION+3 PHONE CALLS versus NO CARER SUPPORT SERVICES	
Protocol outcome 1: Quality of life of carer of (or person important to) the person in their last year of life - Actual outcome: Anxiety at 4 week post intervention; Group 1: mean 7.76 (SD 3.56); n=40, Group 2: mean 8.06 (SD 3.95); n=35,	

Study (subsidiary papers)	Hudson 2005 ¹⁴¹
	Risk of bias: All domain - Very high, Selection - Low, Blinding - High, Incomplete outcome data - High, Outcome reporting - Low, Measurement - Low, Crossover - Low; Indirectness of outcome: No indirectness; Group 1 number missing: 14, Group 2 number missing: 17 - Actual outcome: Anxiety at 8 week post patient death; Group 1: mean 6.96 (SD 4.02); n=20, Group 2: mean 6.76 (SD 3.72); n=25, Risk of bias: All domain - Very high, Selection - Low, Blinding - High, Incomplete outcome data - High, Outcome reporting - Low, Measurement - Low, Crossover - Low; Indirectness of outcome: No indirectness; Group 1 number missing: 34, Group 2 number missing: 27
Protocol outcomes not reported by the study	Quality of life of person in their last year of life ;; Preferred and actual place of care ; Longevity of the carer ; Length of hospital stay ; Use of community services ; Staff (providing care to the person in their last year of life) ; Length of stay ; Carer health

Study (subsidiary papers)	Hudson 2013 ¹³⁹ (Hudson 2015 ¹⁴⁰)
Study type	RCT (Patient randomised; Parallel)
Number of studies (number of participants)	2 (n=298)
Countries and setting	Conducted in Australia; Setting: Patients homes
Line of therapy	Unclear
Duration of study	Intervention + follow up: 5 weeks
Method of assessment of guideline condition	Adequate method of assessment/diagnosis
Stratum	Overall
Subgroup analysis within study	Not applicable
Inclusion criteria	Primary family caregivers of patients with advanced cancer receiving home-based palliative care.
Exclusion criteria	NA
Recruitment/selection of patients	Recruited from four home-based palliative care services in three states of Australia (Victoria, New South Wales and Western Australia) over a 2-year period (2009–2011).
Age, gender and ethnicity	Age - Mean (SD): 59.0 years (SD = 13.9). Gender (M:F): Define. Ethnicity: Not reported
Further population details	1. Frail elderly: 2. Homeless people/vulnerably housed: 3. LGBT: 4. Migrant workers: 5. People from ethnic minorities: 6. People in prisons: 7. People in whom life-prolonging therapies are still an active option: 8. People with dementia: 9. People with disabilities: 10. People with hearing loss: 11. People with learning difficulties: 12. People with mental health problems: 13. Socioeconomic inequalities: 14.

Study (subsidiary papers)	Hudson 2013 ¹³⁹ (Hudson 2015 ¹⁴⁰)
	Travelers: 15. Younger adults (aged 18-25):
Indirectness of population	No indirectness
Interventions	<p>(n=57) Intervention 1: Carer support service - Psychological support. One visit + 3 phone calls. The psycho-educational focus included tailored information and resources given to family caregivers to promote psychological well-being by preparing them for their role. Each caregiver was allocated a Family Caregiver Support Nurse (FCSN) who assisted the local palliative care service to assess caregiver needs, establish a care plan and provide additional caregiver support. The FCSNs (one per recruitment site) received training from relevant members of the research team and an intervention manual was developed to foster consistency in delivery. The primary written resource was a family caregiver guidebook, developed and tested in a pilot study. The intervention was delivered over 4 weeks and comprised the following: Step 1 involved preparing caregivers for the intervention. The FCSN (i) phoned family caregivers within 3 days of randomisation to advise them of the FCSN role; (ii) sent them the family caregiver guidebook; (iii) provided written information about the FCSN/the intervention; and (iv) arranged a home visit within 1 week. Step 2 involved assessing caregiver needs and preparing a care plan. Home visit was carried out by the FCSN who (i) assessed unmet needs; (ii) developed a care plan in conjunction with the caregiver (and the patient, where pertinent) and the local palliative care team; and (iii) prepared the caregivers for their role by explaining educational resources. Step 3 involved re-assessing needs and evaluating the care plan: The FCSN reviewed caregivers' status and evaluated the care plan by phone. Caregivers were reminded about relevant resources and strategies to promote psychological well-being, including trying to identify positive aspects of caring. Step 4 involved assisting the family caregiver to prepare for their relative's death and to prepare for bereavement. Home visit by the FCSN was carried out to focus on preparing caregiver for aspects typically associated with imminent death. Caregivers were also advised of common reactions during bereavement and of available bereavement resources. The FCSN concluded the structured component of the intervention with a summary (including written format) of key strategies and resources. The care plan was revised, incorporating referral to other services as required.. Duration 5 weeks. Concurrent medication/care: Usual care. Indirectness: No indirectness</p> <p>(n=93) Intervention 2: Carer support service - Psychological support. 2 sessions + 2 phone calls. The psycho-educational focus included tailored information and resources given to family caregivers to promote psychological well-being by preparing them for their role. Each caregiver was allocated a Family Caregiver Support Nurse (FCSN) who assisted the local palliative care service to assess caregiver needs, establish a care plan and provide additional caregiver support. The FCSNs (one per recruitment site) received training from relevant members of the research team and an intervention manual was developed to foster consistency in delivery. The primary written resource was a family caregiver guidebook, developed and tested in a pilot study. The intervention was delivered over 4 weeks and comprised the following: Step 1 involved preparing caregivers for the intervention. The FCSN (i) phoned family caregivers within 3 days of</p>

Study (subsidiary papers)	Hudson 2013 ¹³⁹ (Hudson 2015 ¹⁴⁰)
	<p>randomisation to advise them of the FCSN role; (ii) sent them the family caregiver guidebook; (iii) provided written information about the FCSN/the intervention; and (iv) arranged a home visit within 1 week. Step 2 involved assessing caregiver needs and preparing a care plan. Home visit was carried out by the FCSN who (i) assessed unmet needs; (ii) developed a care plan in conjunction with the caregiver (and the patient, where pertinent) and the local palliative care team; and (iii) prepared the caregivers for their role by explaining educational resources. Step 3 involved re-assessing needs and evaluating the care plan: The FCSN reviewed caregivers' status and evaluated the care plan by phone. Caregivers were reminded about relevant resources and strategies to promote psychological well-being, including trying to identify positive aspects of caring. Step 4 involved assisting the family caregiver to prepare for their relative's death and to prepare for bereavement. Home visit by the FCSN was carried out to focus on preparing caregiver for aspects typically associated with imminent death. Caregivers were also advised of common reactions during bereavement and of available bereavement resources. The FCSN concluded the structured component of the intervention with a summary (including written format) of key strategies and resources. The care plan was revised, incorporating referral to other services as required.. Duration 4 weeks. Concurrent medication/care: Usual care. Indirectness: No indirectness</p> <p>(n=148) Intervention 3: No carer support services. Multidisciplinary specialist support for patients with advanced, non-curative disease and their families. Services included an initial assessment, scheduled home visits and access to a health care professional after hours for advice. Specific caregiver support strategies varied within services and were not always systematic or comprehensive.. Duration 4 weeks. Concurrent medication/care: Usual care. Indirectness: No indirectness</p>
Funding	Academic or government funding (Supported by the NH & MRC Grant)

RESULTS (NUMBERS ANALYSED) AND RISK OF BIAS FOR COMPARISON: PSYCHOLOGICAL SUPPORT - 1 SESSION+3 PHONE CALLS versus PSYCHOLOGICAL SUPPORT - 2 SESSIONS+2 PHONE CALLS

Protocol outcome 1: Carer health (for example: GP visits, mental health, school/work attendance)

- Actual outcome: General Health Questionnaire (GHQ) at 1 week post intervention; Group 1: mean 3.56 (SD 0.932); n=29, Group 2: mean 3.64 (SD 1.51); n=93; Comments: Values read across from a graph

Risk of bias: All domain - Very high, Selection - Low, Blinding - Low, Incomplete outcome data - High, Outcome reporting - High, Measurement - Low, Crossover - Low; Indirectness of outcome: No indirectness; Group 1 number missing: 28, Group 2 number missing: 42

- Actual outcome: General Health Questionnaire (GHQ) at 8 weeks post death; Group 1: mean -0.15 (SD 0.84); n=31, Group 2: mean 0.17 (SD 0.8); n=53; sGHQ Not reported Top=High is poor outcome

Risk of bias: All domain - High, Selection - Low, Blinding - Low, Incomplete outcome data - High, Outcome reporting - Low, Measurement - Low, Crossover - Low; Indirectness of outcome: No indirectness; Group 1 number missing: 26, Group 2 number missing: 40

Study (subsidiary papers)	Hudson 2013 ¹³⁹ (Hudson 2015 ¹⁴⁰)
<p>RESULTS (NUMBERS ANALYSED) AND RISK OF BIAS FOR COMPARISON: PSYCHOLOGICAL SUPPORT - 1 SESSION+3 PHONE CALLS versus NO CARER SUPPORT SERVICES</p> <p>Protocol outcome 1: Carer health (for example: GP visits, mental health, school/work attendance) - Actual outcome: General Health Questionnaire (GHQ) at 1 week post intervention; Group 1: mean 3.56 (SD 0.93); n=29, Risk of bias: All domain - Very high, Selection - Low, Blinding - Low, Incomplete outcome data - High, Outcome reporting - High, Measurement - Low, Crossover - Low; Indirectness of outcome: No indirectness; Group 1 number missing: 28, Group 2 number missing: 67 - Actual outcome: General Health Questionnaire (GHQ) at 8 weeks post death; Group 1: mean -0.15 (SD 0.84); n=31, Group 2: mean 0.28 (SD 0.79); n=76; sGHQ Not reported Top=High is poor outcome Risk of bias: All domain - High, Selection - Low, Blinding - Low, Incomplete outcome data - High, Outcome reporting - Low, Measurement - Low, Crossover - Low; Indirectness of outcome: No indirectness; Group 1 number missing: 28, Group 2 number missing: 67</p> <p>RESULTS (NUMBERS ANALYSED) AND RISK OF BIAS FOR COMPARISON: PSYCHOLOGICAL SUPPORT - 2 SESSIONS+2 PHONE CALLS versus NO CARER SUPPORT SERVICES</p> <p>Protocol outcome 1: Carer health (for example: GP visits, mental health, school/work attendance) - Actual outcome: General Health Questionnaire (GHQ) at 1 week post intervention; Group 1: mean 3.64 (SD 1.51); n=51, Group 2: mean 3.73 (SD 2.42); n=81; Comments: Values read across from a graph Risk of bias: All domain - Very high, Selection - Low, Blinding - Low, Incomplete outcome data - High, Outcome reporting - High, Measurement - Low, Crossover - Low; Indirectness of outcome: No indirectness; Group 1 number missing: 26, Group 2 number missing: 72 - Actual outcome: General Health Questionnaire (GHQ) at 8 weeks post death; Group 1: mean 0.17 (SD 0.8); n=53, Group 2: mean 0.28 (SD 0.8); n=76; sGHQ Not reported Top=High is poor outcome Risk of bias: All domain - High, Selection - Low, Blinding - Low, Incomplete outcome data - High, Outcome reporting - Low, Measurement - Low, Crossover - Low; Indirectness of outcome: No indirectness; Group 1 number missing: 40, Group 2 number missing: 72</p>	
Protocol outcomes not reported by the study	Quality of life of person in their last year of life ; Quality of life of carer of (or person important to) the person in their last year of life ; Preferred and actual place of care ; Longevity of the carer ; Length of hospital stay ; Use of community services ; Staff (providing care to the person in their last year of life) ; Length of stay

Study	Keefe 2005 ¹⁶⁰
Study type	RCT (Patient randomised; Parallel)
Number of studies (number of participants)	1 (n=78 dyads)

Study	Keefe 2005 ¹⁶⁰
Countries and setting	Conducted in USA
Line of therapy	Unclear
Duration of study	Intervention + follow up: 2 weeks
Method of assessment of guideline condition	Adequate method of assessment/diagnosis
Stratum	Overall
Subgroup analysis within study	Not applicable
Inclusion criteria	Advanced (defined as metastatic or disseminated disease) cancer patients with disease-related pain. Life expectancy of less than six months, and had no change in planned treatment.
Exclusion criteria	Not reported
Recruitment/selection of patients	Recruited from participating hospices.
Age, gender and ethnicity	Caregiver: 76% spouse and 14% daughters, mean age 58.5 years, 62% female, 79% white, 20% African American. Patient: Mean age 60.5 years, 44%female, 78%white and 21% African American
Further population details	The most common cancer was breast (25%) and lung (20%)
Extra comments	Most frequent diagnoses were lung, breast and prostate cancer.
Indirectness of population	NA
Interventions	(n=41 dyads) Intervention 1: Carer education. Partner-guided cancer pain management. Nurse educator conducted sessions with the patient and partner on coping with pain, including types of pain, treatment including relaxation training and imagery and activity pacing method, and communication with health providers. The intervention was supported by a videotape and book. Three face-to-face home sessions of 45 to 60 minutes over one to two weeks. Concurrent medication/care: Usual care. Indirectness: No indirectness (n=37 dyads) Intervention 2: No carer support services. Patients received usual care through their medical outpatient or hospice programme. Concurrent medication/care: NA. Indirectness: No indirectness
Funding	Supported by national cancer institute grant, and in part by Fetzer Institute.

Study	Keefe 2005 ¹⁶⁰
RESULTS (NUMBERS ANALYSED) AND RISK OF BIAS FOR COMPARISON: PSYCHOLOGICAL SUPPORT: CARER EDUCATION versus NO CARER SUPPORT SERVICES	
<p>Protocol outcome 1: Quality of life of person in their last year of life</p> <p>- Actual outcome: The Functional Assessment of Cancer Therapy-General (FACT-G) – Physical wellbeing at post-treatment (mean 6 days); Group 1: mean 2.02 (SD 0.77); n=28, Group 2: mean 2.08 (SD 0.77); n=28; FACT-G 0-5 Top=Low is poor outcome</p> <p>Risk of bias: All domain - High, Selection - Low, Blinding - High, Incomplete outcome data - Low, Outcome reporting - Low, Measurement - Low, Crossover - Low; Indirectness of outcome: No indirectness; Group 1 number missing: 13, Group 2 number missing: 9</p> <p>- Actual outcome: The Functional Assessment of Cancer Therapy-General (FACT-G) – Social/family wellbeing at post-treatment (mean 6 days); Group 1: mean 3.55 (SD 0.52); n=28, Group 2: mean 3.33 (SD 0.52); n=28; FACT-G 0-5 Top=Low is poor outcome</p> <p>Risk of bias: All domain - High, Selection - Low, Blinding - High, Incomplete outcome data - Low, Outcome reporting - Low, Measurement - Low, Crossover - Low; Indirectness of outcome: No indirectness; Group 1 number missing: 13, Group 2 number missing: 9</p>	
Protocol outcomes not reported by the study	Quality of life of carer of person in their last year of life ; Preferred and actual place of care ; Longevity of the carer ; Carer health (for example: GP visits, mental health, school/work attendance) ; Length of hospital stay ; Use of community services ; Staff (providing care to the person in their last year of life) ; Length of stay

Study	Kissane 2006 ¹⁶⁴
Study type	RCT (Patient randomised; Parallel)
Number of studies (number of participants)	1 (n=363 (81 families))
Countries and setting	Conducted in Australia
Line of therapy	Unclear
Duration of study	Intervention + follow up: 13 months after bereavement
Method of assessment of guideline condition	Adequate method of assessment/diagnosis
Stratum	Overall
Subgroup analysis within study	Not applicable
Inclusion criteria	Cancer patients with prognosis given by treating physician of 6 months, aged 35-70 years, a living partner and at least one child aged >12 years. Families at risk of poor psychosocial outcome, defined by an FRI of <9 out of 12 or a cohesion subscale, <4.

Study	Kissane 2006 ¹⁶⁴
Exclusion criteria	Not reported
Recruitment/selection of patients	Recruited between January 1996 and 2001.
Age, gender and ethnicity	Age - Mean (SD): Patient: 57 years (8) Partners: 56 years (9) Offspring: 29 years (9). Gender (M:F): 175/188.
Further population details	The most common cancer was breast (25%) and lung (20%)
Extra comments	Most participants were either of professional or clerical occupational group (123/189)
Indirectness of population	No indirectness
Interventions	<p>(n=53 patients, 180 family members) Intervention 1: Carer support service - Psychological support. Family-Focused Grief Therapy (FFGT) – Content: The family focused grief therapy intervention aimed to enhance the functioning of the family to prevent complications of bereavement. It was operationalised through exploring family cohesion, communication of thoughts and feelings, and handling of conflict. In the process it was envisaged that the personal story of the illness and related grief would be shared. There were three intervention phases: ascertainment which involved identifying concerns relevant to the specific family, devising and acting on a plan to deal with concerns and, at the end of the therapy, consolidation of what was gains and was confronted during the therapy The therapy was conducted either in the hospital or, more commonly, at home. Started during palliative care and continued into bereavement. It comprised of 4 to 8 sessions of 90 minutes duration, across 9 to 18 months. Concurrent medication/care: Usual care. Indirectness: No indirectness</p> <p>(n=28 patients, 102 family members) Intervention 2: No carer support services. Usual care; counselling was included where needed. Duration 7 months. Concurrent medication/care: NA. Indirectness: No indirectness</p>
Funding	Supported by Bethlehem Griffiths research Foundation, Australian Rotary Health Research Fund, and National Health and Medical Council Australia.
RESULTS (NUMBERS ANALYSED) AND RISK OF BIAS FOR COMPARISON: PSYCHOLOGICAL SUPPORT: FFGT versus NO CARER SUPPORT SERVICES	
Protocol outcome 1: Quality of life of carer of (or person important to) the person in their last year of life	

Study	Kissane 2006 ¹⁶⁴
	<p>- Actual outcome: Carer depression (BDI) at 6 months post death; Group 1: mean 3.6 (SD 3.74); n=154, Group 2: mean 4.21 (SD 4.92); n=94; BDI 0-63 Top=High is poor outcome Risk of bias: All domain - Very high, Selection - Low, Blinding - High, Incomplete outcome data - Low, Outcome reporting - High, Measurement - Low, Crossover - Low; Indirectness of outcome: No indirectness; Group 1 number missing: 26, Group 2 number missing: 8</p> <p>- Actual outcome: Carer depression (BDI) at 13 months post death; Group 1: mean difference -0.36 (SD 4.61); n=148, Group 2: mean difference -0.1 (SD -0.1); n=83; BDI 0-63 Top=High is poor outcome Risk of bias: All domain - Very high, Selection - Low, Blinding - High, Incomplete outcome data - Low, Outcome reporting - High, Measurement - Low, Crossover - Low; Indirectness of outcome: No indirectness; Group 1 number missing: 32, Group 2 number missing: 19</p>
Protocol outcomes not reported by the study	Quality of life of person in their last year of life ; Preferred and actual place of care ; Longevity of the carer ; Carer health (for example: GP visits, mental health, school/work attendance) ; Length of hospital stay ; Use of community services ; Staff (providing care to the person in their last year of life) ; Length of stay

Study	Kissane 2016 ¹⁶⁵
Study type	RCT (Patient randomised; Parallel)
Number of studies (number of participants)	1 (n=620 (170 families))
Countries and setting	Conducted in USA
Line of therapy	Unclear
Duration of study	Intervention + follow up: 13 months after bereavement
Method of assessment of guideline condition	Adequate method of assessment/diagnosis
Stratum	Overall
Subgroup analysis within study	Not applicable
Inclusion criteria	Perception by one family member of reduced relational functioning, defined by an FRI of <9 out of 12 or a cohesion subscale, <4; geographic accessibility to treatment; children age 12 years or older who were able to complete questionnaires; and willingness of at least three family members, including the patient with cancer, to attend therapy.
Exclusion criteria	Not reported
Recruitment/selection of patients	Recruited between January 2006 and December 2011 from Memorial Sloan Kettering Cancer Centre (n =

Study	Kissane 2016 ¹⁶⁵
	540), Calvary Hospital (n = 46), Visiting Nursing Service of New York (n = 22) and Beth Israel Hospice Service (n = 12).
Age, gender and ethnicity	Age - Mean (SD): Patient: ~55, Partners: ~57 Other relatives: ~37. Gender (M:F): 248/372. Ethnicity: Non-Hispanic 88.5%, Hispanic 11%
Further population details	1. Frail elderly: 2. Homeless people/vulnerably housed: 3. LGBT: 4. Migrant workers: 5. People from ethnic minorities : 6. People in prisons: 7. People in whom life-prolonging therapies are still an active option: 8. People with dementia: 9. People with disabilities: 10. People with hearing loss: 11. People with learning difficulties: 12. People with mental health problems: 13. Socioeconomic inequalities: 14. Travelers: 15. Younger adults (aged 18-25):
Extra comments	patients with a survival prognosis of less than 1 year (on the basis of judgment of the treating oncologist) and their relatives for individual perceptions of relational functioning using the Family Relationships Index (FRI).
Indirectness of population	No indirectness
Interventions	<p>(n=220) Intervention 1: Carer support service - Psychological support. Family-Focused Grief Therapy (FFGT) - Families tell the story of illness. Therapists explore each family's communication, cohesiveness, and conflict resolution alongside family values, beliefs, roles, and expectations. 10 sessions . Duration 7 months. Concurrent medication/care: Usual care. Indirectness: No indirectness</p> <p>(n=213) Intervention 2: Carer support service - Psychological support. Family-Focused Grief Therapy (FFGT) - Families tell the story of illness. Therapists explore each family's communication, cohesiveness, and conflict resolution alongside family values, beliefs, roles, and expectations. 6 sessions . Duration 7 months. Concurrent medication/care: Usual care. Indirectness: No indirectness</p> <p>(n=187) Intervention 3: No carer support services. Usual care. Duration 7 months. Concurrent medication/care: NA. Indirectness: No indirectness</p>
Funding	Academic or government funding (Supported by National Cancer Institute)
RESULTS (NUMBERS ANALYSED) AND RISK OF BIAS FOR COMPARISON: PSYCHOLOGICAL SUPPORT: 10 SESSIONS versus PSYCHOLOGICAL SUPPORT: 6 SESSIONS	
Protocol outcome 1: Quality of life of carer of (or person important to) the person in their last year of life - Actual outcome: Carer depression (BDI-II) at 6 months post death; Group 1: mean 9.84 (SD 8.88); n=122, Group 2: mean 10.71 (SD 7.45); n=121;	

Study

Kissane 2016¹⁶⁵

BDI-II 0-63 Top=High is poor outcome; Comments: (>16 shows clinical depression)

Risk of bias: All domain - Very high, Selection - Low, Blinding - High, Incomplete outcome data - Low, Outcome reporting - High, Measurement - Low, Crossover - Low; Indirectness of outcome: No indirectness; Group 1 number missing: 98, Group 2 number missing: 66

- Actual outcome: Carer depression (BDI-II) at 13 months post death; Group 1: mean 8.45 (SD 8.3); n=144, Group 2: mean 10.69 (SD 9.31); n=144;

BDI-II 0-63 Top=High is poor outcome

Risk of bias: All domain - Very high, Selection - Low, Blinding - High, Incomplete outcome data - Low, Outcome reporting - High, Measurement - Low, Crossover - Low; Indirectness of outcome: No indirectness; Group 1 number missing: 76, Group 2 number missing: 43

- Actual outcome: Carer grief (CGI) at 6 months post death; Group 1: mean 19.52 (SD 7.8); n=122,

Risk of bias: All domain - Very high, Selection - Low, Blinding - High, Incomplete outcome data - Low, Outcome reporting - High, Measurement - Low, Crossover - Low; Indirectness of outcome: No indirectness; Group 1 number missing: 98, Group 2 number missing: 92

- Actual outcome: Carer grief (CGI) at 13 months post death; Group 1: mean 18.26 (SD 7.03); n=144,

Risk of bias: All domain - Very high, Selection - Low, Blinding - High, Incomplete outcome data - Low, Outcome reporting - High, Measurement - Low, Crossover - Low; Indirectness of outcome: No indirectness; Group 1 number missing: 76, Group 2 number missing: 69

RESULTS (NUMBERS ANALYSED) AND RISK OF BIAS FOR COMPARISON: PSYCHOLOGICAL SUPPORT: 10 SESSIONS versus NO CARER SUPPORT SERVICES

Protocol outcome 1: Quality of life of carer of (or person important to) the person in their last year of life

- Actual outcome: Carer depression (BDI-II) at 6 months post death; Group 1: mean 9.84 (SD 8.88); n=122, Group 2: mean 11.83 (SD 10.26); n=81;

BDI-II 0-63 Top=High is poor outcome

Risk of bias: All domain - Very high, Selection - Low, Blinding - High, Incomplete outcome data - Low, Outcome reporting - High, Measurement - Low, Crossover - Low; Indirectness of outcome: No indirectness; Group 1 number missing: 98, Group 2 number missing: 106

- Actual outcome: Carer depression (BDI-II) at 13 months post death; Group 1: mean 8.45 (SD 8.3); n=144, Group 2: mean 9.93 (SD 9.36); n=101;

BDI-II 0-63 Top=High is poor outcome

Risk of bias: All domain - Very high, Selection - Low, Blinding - High, Incomplete outcome data - Low, Outcome reporting - High, Measurement - Low, Crossover - Low; Indirectness of outcome: No indirectness; Group 1 number missing: 76, Group 2 number missing: 86

- Actual outcome: Carer grief (CGI) at 6 months post death; Group 1: mean 19.52 (SD 7.8); n=122,

Risk of bias: All domain - Very high, Selection - Low, Blinding - High, Incomplete outcome data - Low, Outcome reporting - High, Measurement - Low, Crossover - Low; Indirectness of outcome: No indirectness; Group 1 number missing: 98, Group 2 number missing: 106

- Actual outcome: Carer grief (CGI) at 13 months post death; Group 1: mean 18.26 (SD 7.03); n=144,

Risk of bias: All domain - Very high, Selection - Low, Blinding - High, Incomplete outcome data - Low, Outcome reporting - High, Measurement - Low, Crossover - Low; Indirectness of outcome: No indirectness; Group 1 number missing: 76, Group 2 number missing: 86

RESULTS (NUMBERS ANALYSED) AND RISK OF BIAS FOR COMPARISON: PSYCHOLOGICAL SUPPORT: 6 SESSIONS versus NO CARER SUPPORT SERVICES

Protocol outcome 1: Quality of life of carer of (or person important to) the person in their last year of life

Study	Kissane 2016 ¹⁶⁵
	<p>- Actual outcome: Carer depression (BDI-II) at 6 months post death; Group 1: mean 10.71 (SD 7.45); n=121, Group 2: mean 11.83 (SD 10.28); n=81; BDI-II 0-63 Top=High is poor outcome Risk of bias: All domain - Very high, Selection - Low, Blinding - High, Incomplete outcome data - Low, Outcome reporting - High, Measurement - Low, Crossover - Low; Indirectness of outcome: No indirectness; Group 1 number missing: 66, Group 2 number missing: 106</p> <p>- Actual outcome: Carer depression (BDI-II) at 13 months post death; Group 1: mean 10.69 (SD 9.31); n=144, Group 2: mean 9.93 (SD 9.36); n=101; BDI-II 0-63 Top=High is poor outcome Risk of bias: All domain - Very high, Selection - Low, Blinding - High, Incomplete outcome data - Low, Outcome reporting - High, Measurement - Low, Crossover - Low; Indirectness of outcome: No indirectness; Group 1 number missing: 76, Group 2 number missing: 86</p> <p>- Actual outcome: Carer grief (CGI) at 6 months post death; Group 1: mean 20.14 (SD 7.32); n=121, Risk of bias: All domain - Very high, Selection - Low, Blinding - High, Incomplete outcome data - Low, Outcome reporting - High, Measurement - Low, Crossover - Low; Indirectness of outcome: No indirectness; Group 1 number missing: 98, Group 2 number missing: 106</p> <p>- Actual outcome: Carer grief (CGI) at 13 months post death; Group 1: mean 19.85 (SD 7.02); n=144, Risk of bias: All domain - Very high, Selection - Low, Blinding - High, Incomplete outcome data - Low, Outcome reporting - High, Measurement - Low, Crossover - Low; Indirectness of outcome: No indirectness; Group 1 number missing: 76, Group 2 number missing: 86</p>
Protocol outcomes not reported by the study	Quality of life of person in their last year of life ; Preferred and actual place of care ; Longevity of the carer ; Carer health (for example: GP visits, mental health, school/work attendance) ; Length of hospital stay ; Use of community services ; Staff (providing care to the person in their last year of life) ; Length of stay

Study	Leow 2015 ¹⁷⁴
Study type	RCT (Patient randomised; Parallel)
Number of studies (number of participants)	1 (n=80)
Countries and setting	Conducted in Singapore; Setting: 4 home hospice organizations and an outpatient clinic
Line of therapy	Not applicable
Duration of study	Intervention + follow up: intervention + 8 weeks follow up
Method of assessment of guideline condition	Adequate method of assessment/diagnosis: advanced stage 4 cancer
Stratum	Overall: NA
Subgroup analysis within study	Unclear: NA
Inclusion criteria	family caregiver of a person with advanced (stage 4) cancer receiving home hospice care who has a prognosis of at least 3 months based on the estimation of the primary physician, spend at least 20 hours a

Study	Leow 2015 ¹⁷⁴
	week with the patient, able to understand and communicate in English, aged >21 years
Exclusion criteria	domestic helpers and caregivers with known mental health problems or cognitive impairment
Recruitment/selection of patients	convenience sample of all caregivers of newly admitted and current patients meeting the inclusion criteria
Age, gender and ethnicity	Age - Mean (SD): standard care 47.31 (11.94), intervention 47 (11.73). Gender (M:F): standard care 15/27, intervention 11/27. Ethnicity: standard care Chinese 36, Malaysian 3, Indian 2, Caucasian 1, intervention Chinese 32, Malaysian 5, Indian 1, Caucasian 0
Further population details	1. Frail elderly: Not stated / Unclear 2. Homeless people/vulnerably housed: Not stated / Unclear 3. LGBT: Not stated / Unclear 4. Migrant workers: Not stated / Unclear 5. People from ethnic minorities : Not applicable 6. People in prisons: People not in prisons 7. People in whom life-prolonging therapies are still an active option: Not stated / Unclear 8. People with dementia: People without dementia 9. People with disabilities: Not stated / Unclear 10. People with hearing loss: Not stated / Unclear 11. People with learning difficulties: Not stated / Unclear 12. People with mental health problems: People without mental health problems 13. Socioeconomic inequalities: Not stated / Unclear 14. Travelers: Not stated / Unclear 15. Younger adults (aged 18-25): Not stated / Unclear
Indirectness of population	No indirectness: NA
Interventions	<p>(n=38) Intervention 1: Carer support service - Support groups and education for carers. one hour face-to-face session within 1 week during which caregivers watched a video clip about issues faced such as stress and ways to manage it and developed a care plan, 2 follow-up phone calls at weeks 3 and 6 during which care plans were reviewed and nurses provided support and an online social support group . Duration 6 weeks . Concurrent medication/care: routine care from home hospice organizations including regular weekly-monthly visits from a home hospice nurse and psychosocial support such as counseling if required . Indirectness: No indirectness; Indirectness comment: NA</p> <p>(n=42) Intervention 2: No carer support services. routine care from home hospice organizations including regular weekly-monthly visits from a home hospice nurse and psychosocial support such as counseling if required . Duration 6 weeks . Concurrent medication/care: not reported . Indirectness: No indirectness; Indirectness comment: NA</p>
Funding	Academic or government funding (Lien Centre for Palliative Care)
RESULTS (NUMBERS ANALYSED) AND RISK OF BIAS FOR COMPARISON: SUPPORT GROUPS AND EDUCATION FOR CARERS versus NO CARER SUPPORT SERVICES	
Protocol outcome 1: Quality of life of carer of (or person important to) the person in their last year of life	

Study	Leow 2015 ¹⁷⁴
	<p>- Actual outcome: Caregiver Quality of Life Index-Cancer at 8 weeks ; Group 1: mean 105.66 (SD 15.95); n=38, Group 2: mean 84.43 (SD 23.57); n=42; CQOL-C 0-140 Top=High is good outcome; Comments: similar baseline scores Risk of bias: All domain - Very high, Selection - Low, Blinding - Very high, Incomplete outcome data - High, Outcome reporting - Low, Measurement - Low, Crossover - Low; Indirectness of outcome: No indirectness, Comments: NA</p> <p>- Actual outcome: Social support questionnaire (satisfaction subscale) at 8 weeks ; Group 1: mean 34.42 (SD 2.87); n=38, Group 2: mean 28.98 (SD 5.99); n=42; social support questionnaire not reported Top=High is good outcome; Comments: similar scores at baseline Risk of bias: All domain - Very high, Selection - Low, Blinding - Very high, Incomplete outcome data - High, Outcome reporting - Low, Measurement - Low, Crossover - Low; Indirectness of outcome: Serious indirectness, Comments: not a quality of life measure</p> <p>- Actual outcome: Social support questionnaire (support number subscale) at 8 weeks ; Group 1: mean 17.13 (SD 8.88); n=38, Group 2: mean 10.62 (SD 8.16); n=42; social support questionnaire not reported Top=High is good outcome; Comments: scores similar at baseline Risk of bias: All domain - Very high, Selection - Low, Blinding - Very high, Incomplete outcome data - High, Outcome reporting - Low, Measurement - Low, Crossover - Low; Indirectness of outcome: Serious indirectness, Comments: not a quality of life measure</p> <p>- Actual outcome: Depression Anxiety Stress Scales at 8 weeks ; Group 1: mean 3.16 (SD 3.94); n=38, Group 2: mean 8.86 (SD 9.53); n=42; Depression Anxiety Stress Scale not reported Top=High is poor outcome; Comments: similar scores at baseline Risk of bias: All domain - Very high, Selection - Low, Blinding - Very high, Incomplete outcome data - High, Outcome reporting - Low, Measurement - Low, Crossover - Low; Indirectness of outcome: No indirectness, Comments: NA</p> <p>- Actual outcome: General closeness scale at 8 weeks ; Group 1: mean 13.47 (SD 2.6); n=38, Group 2: mean 10.98 (SD 3.71); n=42; general closeness scale not reported Top=High is good outcome; Comments: similar scores at baseline Risk of bias: All domain - Very high, Selection - Low, Blinding - Very high, Incomplete outcome data - High, Outcome reporting - Low, Measurement - Low, Crossover - Low; Indirectness of outcome: Serious indirectness, Comments: not a quality of life measure</p> <p>- Actual outcome: Caregiver self-care self-efficacy scale at 8 weeks ; Group 1: mean 88.32 (SD 9.74); n=38, Group 2: mean 77.5 (SD 20.93); n=42; caregiver self-care self-efficacy scale not reported Top=High is good outcome; Comments: scores were higher in the standard care group at baseline Risk of bias: All domain - Very high, Selection - High, Blinding - Very high, Incomplete outcome data - High, Outcome reporting - Low, Measurement - Low, Crossover - Low; Indirectness of outcome: Serious indirectness, Comments: not a quality of life measure</p> <p>- Actual outcome: obtaining respite scale at 8 weeks ; Group 1: mean 43.16 (SD 5.94); n=38, Group 2: mean 38.21 (SD 12.82); n=42; obtaining respite scale not reported Top=High is good outcome; Comments: standard care group had higher scores at baseline Risk of bias: All domain - Very high, Selection - High, Blinding - Very high, Incomplete outcome data - High, Outcome reporting - Low, Measurement - Low, Crossover - Low; Indirectness of outcome: Serious indirectness, Comments: not a quality of life measure</p> <p>- Actual outcome: controlling upsetting thoughts subscale at 8 weeks ; Group 1: mean 45.16 (SD 6.38); n=38, Group 2: mean 39.29 (SD 10.17); n=42; controlling upsetting thoughts subscale not reported Top=High is good outcome; Comments: standard care group had higher baseline scores Risk of bias: All domain - Very high, Selection - High, Blinding - Very high, Incomplete outcome data - High, Outcome reporting - Low, Measurement - Low, Crossover - Low; Indirectness of outcome: No indirectness, Comments: NA</p> <p>- Actual outcome: Rewards of caregiving at 8 weeks ; Group 1: mean 35.18 (SD 7.4); n=38, Group 2: mean 24.31 (SD 13.51); n=42; rewards of caregiving not reported Top=High is good outcome; Comments: intervention group had higher baseline values Risk of bias: All domain - Very high, Selection - High, Blinding - Very high, Incomplete outcome data - High, Outcome reporting - Low, Measurement - Low, Crossover - Low; Indirectness of outcome: No indirectness, Comments: NA</p>

Study	Leow 2015 ¹⁷⁴
Protocol outcomes not reported by the study	Quality of life of person in their last year of life ; Preferred and actual place of care ; Longevity of the carer ; Carer health (for example: GP visits, mental health, school/work attendance) ; Length of hospital stay ; Use of community services ; Staff (providing care to the person in their last year of life) ; Length of stay

Study	Mclean 2013 ¹⁸⁴
Study type	RCT (Patient randomised; Parallel)
Number of studies (number of participants)	1 (n=42)
Countries and setting	Conducted in Canada; Setting: hospital clinical offices
Line of therapy	Not applicable
Duration of study	Intervention + follow up: 2-3 months + 3 months
Method of assessment of guideline condition	Adequate method of assessment/diagnosis
Stratum	Overall: NA
Subgroup analysis within study	Unclear: NA
Inclusion criteria	metastatic cancer, English speaking, at least 18 years old, in a romantic partnership for at least 1 year, endorsing marital distress in minimally one partner, not currently in couple therapy, Karnofsky Performance Status score of at least 60
Exclusion criteria	significant cognitive deficits (short orientation-memory-concentration test cut-off score of <20 equivalent to >10 errors), patient too ill to participate or if either partner had major psychiatric illness
Recruitment/selection of patients	not reported
Age, gender and ethnicity	Age - Mean (SD): intervention patients 51.83 (9.1), control patients 49.45 (12.42), intervention caregivers 48.82 (13.38), control caregivers 50.89 (9.27). Gender (M:F): intervention patients 10/12, control patients 9/11, intervention caregivers 12/10, control caregivers 11/9. Ethnicity: not reported
Further population details	1. Frail elderly: Not stated / Unclear 2. Homeless people/vulnerably housed: Not stated / Unclear 3. LGBT: Non-LGBT 4. Migrant workers: Not stated / Unclear 5. People from ethnic minorities : Not stated / Unclear 6. People in prisons: People not in prisons 7. People in whom life-prolonging therapies are still an active option: Not stated / Unclear 8. People with dementia: People without dementia 9. People with disabilities: Not stated / Unclear 10. People with hearing loss: Not stated / Unclear 11. People with learning difficulties: Not stated / Unclear 12. People with mental health problems: Not stated / Unclear 13. Socioeconomic inequalities: Not stated / Unclear 14. Travelers: Not stated / Unclear 15. Younger adults

Study	Mclean 2013 ¹⁸⁴
	(aged 18-25): Older adults (aged 26 and over)
Indirectness of population	No indirectness: NA
Interventions	<p>(n=22) Intervention 1: Carer support service - Combined care for patients and carers. 8 one-hour weekly emotionally focused therapy sessions adapted for couples where one partner has metastatic cancer . Duration 2-3 months . Concurrent medication/care: not reported . Indirectness: No indirectness; Indirectness comment: NA</p> <p>(n=20) Intervention 2: No carer support services. standard care provided by the psychological oncology and palliative care department (social work consultations account for two thirds of the psychosocial care, of the remainder referred to psychiatry or psychology, theoretical orientation depends on the individual clinician), patients and their partners may be followed weekly, biweekly, or monthly until end of life. Duration 2-8 sessions . Concurrent medication/care: not reported . Indirectness: Serious indirectness; Indirectness comment: couples received support services as needed</p>
Funding	Funding not stated

RESULTS (NUMBERS ANALYSED) AND RISK OF BIAS FOR COMPARISON: COMBINED CARE FOR PATIENTS AND CARERS versus NO CARER SUPPORT SERVICES

Protocol outcome 1: Quality of life of person in their last year of life

- Actual outcome: Beck Depression Inventory-II at 3 months ; Group 1: mean 15.89 (SD 11.7); n=18, Group 2: mean 14.33 (SD 10.9); n=18; BDI-II 0-63 Top=High is poor outcome; Comments: baseline values were significantly higher in the intervention group

Risk of bias: All domain - Very high, Selection - High, Blinding - High, Incomplete outcome data - Low, Outcome reporting - Low, Measurement - Low, Crossover - Low; Indirectness of outcome: No indirectness, Comments: NA; Baseline details: higher scores in the intervention group

- Actual outcome: Beck Hopelessness Scale at 3 months ; Group 1: mean 6.95 (SD 5.8); n=18, Group 2: mean 5.78 (SD 6); n=18; BHS 0-20 Top=High is poor outcome

Risk of bias: All domain - Very high, Selection - High, Blinding - High, Incomplete outcome data - Low, Outcome reporting - Low, Measurement - Low, Crossover - Low; Indirectness of outcome: No indirectness, Comments: NA; Baseline details: higher depression scores in the intervention group

Protocol outcome 2: Quality of life of carer of (or person important to) the person in their last year of life

- Actual outcome: Beck Depression Inventory-II at 3 months ; Group 1: mean 13.33 (SD 8.1); n=18, Group 2: mean 9.67 (SD 7.3); n=18; BDI=II 0-63 Top=High is poor outcome; Comments: baseline scores were significantly higher in the intervention group

Risk of bias: All domain - Very high, Selection - High, Blinding - High, Incomplete outcome data - Low, Outcome reporting - Low, Measurement - Low, Crossover - Low; Indirectness of outcome: No indirectness, Comments: NA; Baseline details: higher scores in the intervention group

- Actual outcome: Beck Hopelessness Scale at 3 months ; Group 1: mean 6.94 (SD 5.4); n=18, Group 2: mean 5.39 (SD 3.9); n=18; BHS 0-20 Top=High is poor outcome

Study	Mclean 2013 ¹⁸⁴
	<p>Risk of bias: All domain - Very high, Selection - High, Blinding - High, Incomplete outcome data - Low, Outcome reporting - Low, Measurement - Low, Crossover - Low; Indirectness of outcome: No indirectness, Comments: NA; Baseline details: higher depression scores in the intervention group - Actual outcome: Caregiver burden scale (time subscale) at 3 months ; Group 1: mean 2.58 (SD 1.2); n=18, Group 2: mean 2.7 (SD 1.3); n=18; caregiver burden scale (time subscale) 1-70 Top=High is poor outcome; Comments: similar baseline scores</p> <p>Risk of bias: All domain - Very high, Selection - High, Blinding - High, Incomplete outcome data - Low, Outcome reporting - Low, Measurement - Low, Crossover - Low; Indirectness of outcome: No indirectness, Comments: NA; Baseline details: higher scores for depression in the intervention group - Actual outcome: Caregiver burden scale (difficulty subscale) at 3 months ; Group 1: mean 1.84 (SD 0.8); n=18, Group 2: mean 1.98 (SD 1.1); n=18; caregiver burden scale (difficulty subscale) 1-70 Top=High is poor outcome; Comments: similar scores at baseline</p> <p>Risk of bias: All domain - Very high, Selection - High, Blinding - High, Incomplete outcome data - Low, Outcome reporting - Low, Measurement - Low, Crossover - Low; Indirectness of outcome: No indirectness, Comments: NA; Baseline details: higher scores for depression in the intervention group</p>
Protocol outcomes not reported by the study	Preferred and actual place of care ; Longevity of the carer ; Carer health (for example: GP visits, mental health, school/work attendance) ; Length of hospital stay ; Use of community services ; Staff (providing care to the person in their last year of life) ; Length of stay

Study	Mcmillan 2006 ¹⁸⁸
Study type	RCT (Patient randomised; Parallel)
Number of studies (number of participants)	1 (n=329 caregiver-patient dyads)
Countries and setting	Conducted in USA; Setting: a large nonprofit community-based hospice
Line of therapy	Not applicable
Duration of study	Intervention + follow up: Intervention + 30 days follow up
Method of assessment of guideline condition	Adequate method of assessment/diagnosis: admissions to a community-based hospice
Stratum	Overall: NA
Subgroup analysis within study	Unclear: NA
Inclusion criteria	caregivers providing care for adult patients with cancer, both consenting to participate, at least sixth grade education, able to read and understand English, minimum score of 7 on the Short Portable Mental Status Questionnaire
Exclusion criteria	active caregiver treatment for cancer, unclear primary care giver, patients performance status suggesting that patients would not survive more than a few days
Recruitment/selection of patients	consecutive

Study	Mcmillan 2006 ¹⁸⁸
Age, gender and ethnicity	Age - Mean (SD): standard care 60 years (15), standard care + support 61.5 years (15.5), standard care + COPE 63 years (14). Gender (M:F): standard care 21/88, standard care + support 1:107, standard care + COPE 26/85. Ethnicity: not reported
Further population details	1. Frail elderly: Not stated / Unclear 2. Homeless people/vulnerably housed: Not homeless/vulnerably housed 3. LGBT: Not stated / Unclear 4. Migrant workers: Not stated / Unclear 5. People from ethnic minorities : Not stated / Unclear 6. People in prisons: People not in prisons 7. People in whom life-prolonging therapies are still an active option: Not stated / Unclear 8. People with dementia: Not stated / Unclear 9. People with disabilities: Not stated / Unclear 10. People with hearing loss: Not stated / Unclear 11. People with learning difficulties: Not stated / Unclear 12. People with mental health problems: Not stated / Unclear 13. Socioeconomic inequalities: Not stated / Unclear 14. Travelers: Not stated / Unclear 15. Younger adults (aged 18-25): Older adults (aged 26 and over)
Indirectness of population	No indirectness: NA
Interventions	<p>(n=108) Intervention 1: Carer support service - Carer respite service. supportive visits from the intervention nurse and home health aide - individual support to carers, discussing their feelings, fears and relationships with their patients, no management advice given, home health aide provided respite for the caregiver by remaining with the patient during the visits. Duration not reported . Concurrent medication/care: hospice standard care . Indirectness: No indirectness; Indirectness comment: NA</p> <p>(n=111) Intervention 2: Carer support service - Support groups and education for carers. caregivers taught the COPE (creativity, optimism, planning, expert information) problem solving method by the intervention nurse to assist them with assessing and managing patient symptoms, respite provided by a home health aide . Duration not reported . Concurrent medication/care: standard hospice care . Indirectness: No indirectness; Indirectness comment: NA</p> <p>(n=109) Intervention 3: No carer support services. standard hospice care . Duration not reported . Concurrent medication/care: NA. Indirectness: No indirectness; Indirectness comment: NA</p>
Funding	Academic or government funding (National Cancer Institute and The National Institute for Nursing Research grant)

RESULTS (NUMBERS ANALYSED) AND RISK OF BIAS FOR COMPARISON: SUPPORT GROUPS AND EDUCATION FOR CARERS versus NO CARER SUPPORT SERVICES

Protocol outcome 1: Quality of life of carer of (or person important to) the person in their last year of life
 - Actual outcome: Caregiver Quality of Life Index-Cancer at 30 days ; Group 1: mean 0.16 (SD 0.07); n=31, Group 2: mean 0.02 (SD 0.06); n=40;

Study	Mcmillan 2006 ¹⁸⁸
<p>CQOL-C 0-140 Top=High is good outcome; Comments: Variance reported as SE Risk of bias: All domain - High, Selection - Low, Blinding - High, Incomplete outcome data - Low, Outcome reporting - Low, Measurement - Low, Crossover - Low; Indirectness of outcome: No indirectness, Comments: NA - Actual outcome: burden associated with patient cancer symptoms assessed the Memorial Symptom Assessment Scale at 30 days ; Mean; -0.28, Comments: SE = 0.07 p = <0.001 outcome represents change in intervention caregivers from baseline ; Risk of bias: All domain - High, Selection - Low, Blinding - High, Incomplete outcome data - Low, Outcome reporting - Low, Measurement - Low, Crossover - Low; Indirectness of outcome: No indirectness, Comments: NA</p>	
Protocol outcomes not reported by the study	Quality of life of person in their last year of life ; Preferred and actual place of care ; Longevity of the carer ; Carer health (for example: GP visits, mental health, school/work attendance) ; Length of hospital stay ; Use of community services ; Staff (providing care to the person in their last year of life) ; Length of stay

Study	Onyechi 2016 ²⁰⁸
Study type	RCT (Patient randomised; Parallel)
Number of studies (number of participants)	1 (n=32 patients, 52 carers)
Countries and setting	Conducted in Nigeria; Setting: participants' homes
Line of therapy	Not applicable
Duration of study	Intervention + follow up: 10 week intervention + 4 weeks follow up
Method of assessment of guideline condition	Adequate method of assessment/diagnosis: inclusion criteria included terminal cancer
Stratum	Overall: NA
Subgroup analysis within study	Unclear: NA
Inclusion criteria	terminal stage of breast, cervical, or prostate cancers, finished cancer treatment and not receiving other therapeutic treatment, having a family caregiver who is a very close relative, family caregivers available throughout the program, scores within benchmark values for problematic assumptions, death anxiety, and psychological distress
Exclusion criteria	not reported
Recruitment/selection of patients	households responding to intervention advertisement

Study	Onyechi 2016 ²⁰⁸
Age, gender and ethnicity	Age - Mean (SD): cancer patients 48 years (6.5), caregivers 56 years (3). Gender (M:F): cancer patients 4/28, caregivers 8/44. Ethnicity: not reported
Further population details	1. Frail elderly: Not stated / Unclear 2. Homeless people/vulnerably housed: Not homeless/vulnerably housed 3. LGBT: Not stated / Unclear 4. Migrant workers: Not stated / Unclear 5. People from ethnic minorities : Not stated / Unclear 6. People in prisons: People not in prisons 7. People in whom life-prolonging therapies are still an active option: Not stated / Unclear 8. People with dementia: Not stated / Unclear 9. People with disabilities: Not stated / Unclear 10. People with hearing loss: Not stated / Unclear 11. People with learning difficulties: Not stated / Unclear 12. People with mental health problems: Not stated / Unclear 13. Socioeconomic inequalities: Not stated / Unclear 14. Travelers: Not stated / Unclear 15. Younger adults (aged 18-25): Older adults (aged 26 and over)
Indirectness of population	No indirectness: NA
Interventions	(n=42) Intervention 1: Carer support service - Combined care for patients and carers. REHCT (rational emotive hospice care therapy) - manual based on a cognitive behavioral approach including a 7-step decision making process, 10 45 minute sessions anchored on treatment strategies including cognitive restructuring, confrontation, therapeutic alliance, and acceptance. for patients and caregivers . Duration 10 weeks . Concurrent medication/care: not reported . Indirectness: No indirectness; Indirectness comment: NA (n=42) Intervention 2: No carer support services. no carer support . Duration 10 weeks . Concurrent medication/care: not reported . Indirectness: No indirectness; Indirectness comment: NA
Funding	Funding not stated

RESULTS (NUMBERS ANALYSED) AND RISK OF BIAS FOR COMPARISON: COMBINED CARE FOR PATIENTS AND CARERS versus NO CARER SUPPORT SERVICES

Protocol outcome 1: Quality of life of person in their last year of life

- Actual outcome: Cancer Patients' and Family Caregivers' Assumptions Questionnaire at 4 weeks; Group 1: mean 18.88 (SD 1.15); n=16, Group 2: mean 74.45 (SD 1.26); n=16; CPFCAQ 15-75 Top=High is poor outcome; Comments:

Risk of bias: All domain - High, Selection - Low, Blinding - Very high, Incomplete outcome data - Low, Outcome reporting - Low, Measurement - Low, Crossover - Low; Indirectness of outcome: Serious indirectness, Comments: questionnaire assesses level of problematic assumptions

- Actual outcome: Death anxiety questionnaire at 4 weeks; Group 1: mean 18 (SD 1.79); n=16, Group 2: mean 74.56 (SD 1.03); n=16; DAQ 15-75 Top=High is poor outcome

Risk of bias: All domain - High, Selection - Low, Blinding - Very high, Incomplete outcome data - Low, Outcome reporting - Low, Measurement - Low, Crossover - Low; Indirectness of outcome: No indirectness

Study	Onyechi 2016 ²⁰⁸
	<p>- Actual outcome: Kessler Psychological Distress Scale at 4 weeks; Group 1: mean 14.38 (SD 2.55); n=16, Group 2: mean 49.44 (SD 0.89); n=16; K10 10-50 Top=High is poor outcome Risk of bias: All domain - High, Selection - Low, Blinding - Very high, Incomplete outcome data - Low, Outcome reporting - Low, Measurement - Low, Crossover - Low; Indirectness of outcome: No indirectness</p> <p>Protocol outcome 2: Quality of life of carer of (or person important to) the person in their last year of life - Actual outcome: Cancer Patients' and Family Caregivers' Assumptions Questionnaire at 4 weeks; Group 1: mean 18.96 (SD 1.22); n=26, Group 2: mean 74.46 (SD 1.36); n=26; CPFCAQ 15-75 Top=High is poor outcome Risk of bias: All domain - High, Selection - Low, Blinding - Very high, Incomplete outcome data - Low, Outcome reporting - Low, Measurement - Low, Crossover - Low; Indirectness of outcome: Serious indirectness, Comments: questionnaire assesses level of problematic assumptions - Actual outcome: Death anxiety questionnaire at 4 weeks; Group 1: mean 18.12 (SD 1.88); n=26, Group 2: mean 74.65 (SD 1.06); n=26; DAQ 15-75 Top=High is poor outcome Risk of bias: All domain - High, Selection - Low, Blinding - Very high, Incomplete outcome data - Low, Outcome reporting - Low, Measurement - Low, Crossover - Low; Indirectness of outcome: No indirectness - Actual outcome: Kessler Psychological Distress Scale at 4 weeks; Group 1: mean 13.5 (SD 2.82); n=26, Group 2: mean 49.81 (SD 0.63); n=26; K10 10-50 Top=High is poor outcome Risk of bias: All domain - High, Selection - Low, Blinding - Very high, Incomplete outcome data - Low, Outcome reporting - Low, Measurement - Low, Crossover - Low; Indirectness of outcome: No indirectness</p>
Protocol outcomes not reported by the study	Preferred and actual place of care ; Longevity of the carer ; Carer health (for example: GP visits, mental health, school/work attendance) ; Length of hospital stay ; Use of community services ; Staff (providing care to the person in their last year of life) ; Length of stay

Study	Reinhardt 2014 ²²⁷
Study type	RCT (Patient randomised; Parallel)
Number of studies (number of participants)	(n=87)
Countries and setting	Conducted in USA; Setting: Nursing home
Line of therapy	Unclear
Duration of study	Intervention + follow up: 6 months
Method of assessment of guideline condition	Adequate method of assessment/diagnosis
Stratum	Overall

Study	Reinhardt 2014 ²²⁷
Subgroup analysis within study	Not applicable
Inclusion criteria	Family members of current residents with advanced dementia. Eligibility criteria for these nursing home residents included dementia diagnosis, advanced dementia (cognitive performance scale score = 4, 5, 6), English or Spanish speaking, and not currently receiving hospice care (end-of-life care options would have been reviewed).
Exclusion criteria	Not reported
Recruitment/selection of patients	Patients recruited from nursing home.
Age, gender and ethnicity	Age - Mean (SD): 59 (12). Gender (M:F): Define. Ethnicity: 40% black, 30% white
Further population details	1. Frail elderly: 2. Homeless people/vulnerably housed: 3. LGBT: 4. Migrant workers: 5. People from ethnic minorities : 6. People in prisons: 7. People in whom life-prolonging therapies are still an active option: 8. People with dementia: People with dementia 9. People with disabilities: 10. People with hearing loss: 11. People with learning difficulties: 12. People with mental health problems: 13. Socioeconomic inequalities: 14. Travelers: 15. Younger adults (aged 18-25):
Indirectness of population	No indirectness
Interventions	(n=47) Intervention 1: Carer support service - Support groups and education for carers. One of the physicians and the palliative care social worker utilized a structured (details listed below), face-to-face meeting with each intervention family member after observing the family member and speaking with the primary care team about his/her condition. A Spanish-speaking social worker was present when needed. Specifically, using an “ask-tell-ask” model. Beyond advance directives: Importance of communication skills at the end of life . Journal of the American Medical Association , the PCT members asked family members what they understood about dementia, where they think their relative is in the disease process, and what they expect as the disease progresses. Further, the PC physician shared the assessment of the resident's condition, and the PCT discussed the family's goals of care for the resident, made recommendations of how to achieve those goals, such as putting advance directives in place and provided psychosocial support, such as empathic and active listening and rephrasing to ensure the family member was being “heard.” Finally, the PCT provided family members with comprehensive, evidence-based information about the risks and benefits of potential treatments that can be used in advance of the need to make decisions in a face-to-face meeting at the facility. These meetings took an average of 47 minutes (range = 20–75 minutes) and included the following topics: (a) resuscitation, (b) hospitalization, (c) artificial nutrition and hydration, and (d) pain and symptom management. If specific care-related decisions were made during the meeting, such as additions to advance directive decisions, the PCT members told family members that this information would be communicated to and addressed by their relative's primary care team (physician, nurse, social worker). While the PCT was available after the initial face-to-face meeting for further clarification of issues

Study	Reinhardt 2014 ²²⁷
	<p>or assistance with decision making and support as needed, only three family members requested additional information. Also, as part of the intervention, the palliative care social worker contacted family members every 2 months via telephone, after checking on the resident (to note their condition), to ascertain the family member's level of emotional comfort. Thus they were able to address potential concerns they had about their relative. Each of these three telephone calls lasted an average of 10 minutes. These calls, made by the palliative care social worker, were intended to be a continuation of any issues discussed in the intervention meetings based on topics the family members wanted to discuss.</p> <p>One of the physicians and the palliative care social worker utilized a structured, face-to-face meeting with each intervention family member after observing the family member and speaking with the primary care team about his/her condition. A Spanish-speaking social worker was present when needed. Specifically, using an “ask-tell-ask” model. Beyond advance directives: Importance of communication skills at the end of life. Journal of the American Medical Association, the PCT members asked family members what they understood about dementia, where they think their relative is in the disease process, and what they expect as the disease progresses. Further, the PC physician shared the assessment of the resident's condition, and the PCT discussed the family's goals of care for the resident, made recommendations of how to achieve those goals, such as putting advance directives in place and provided psychosocial support, such as empathic and active listening and rephrasing to ensure the family member was being “heard.” Finally, the PCT provided family members with comprehensive, evidence-based information about the risks and benefits of potential treatments that can be used in advance of the need to make decisions in a face-to-face meeting at the facility. These meetings took an average of 47 minutes (range = 20–75 minutes) and included the following topics: (a) resuscitation, (b) hospitalization, (c) artificial nutrition and hydration, and (d) pain and symptom management. If specific care-related decisions were made during the meeting, such as additions advance directive decisions, the PCT members told family members that this information would be communicated to and addressed by their relative's primary care team (physician, nurse, social worker). While the PCT was available after the initial face-to-face meeting for further clarification of issues or assistance with decision making and support as needed, only three family members requested additional information. Also, as part of the intervention, the palliative care social worker contacted family members every 2 months via telephone, after checking on the resident (to note their condition), to ascertain the family member's level of emotional comfort. Thus they were able to address potential concerns they had about their relative. Each of these three telephone calls lasted an average of 10 minutes. These calls, made by the palliative care social worker, were intended to be a continuation of any issues discussed in the intervention meetings based on topics the family members wanted to discuss.</p> <p>One of the physicians and the palliative care social worker utilized a structured (details listed below), face-to-face meeting with each intervention family member after observing the family member and</p>

Study	Reinhardt 2014 ²²⁷
	<p>speaking with the primary care team about his/her condition. A Spanish-speaking social worker was present when needed. Specifically, using an “ask-tell-ask” model. Beyond advance directives: Importance of communication skills at the end of life. Journal of the American Medical Association, the PCT members asked family members what they understood about dementia, where they think their relative is in the disease process, and what they expect as the disease progresses. Further, the PC physician shared the assessment of the resident’s condition, and the PCT discussed the family’s goals of care for the resident, made recommendations of how to achieve those goals, such as putting advance directives in place and provided psychosocial support, such as empathic and active listening and rephrasing to ensure the family member was being “heard.” Finally, the PCT provided family members with comprehensive, evidence-based information about the risks and benefits of potential treatments that can be used in advance of the need to make decisions in a face-to-face meeting at the facility. These meetings took an average of 47 minutes (range = 20–75 minutes) and included the following topics: (a) resuscitation, (b) hospitalization, (c) artificial nutrition and hydration, and (d) pain and symptom management. If specific care-related decisions were made during the meeting, such as additions to advance directive decisions, the PCT members told family members that this information would be communicated to and addressed by their relative’s primary care team (physician, nurse, social worker). While the PCT was available after the initial face-to-face meeting for further clarification of issues or assistance with decision making and support as needed, only three family members requested additional information. Also, as part of the intervention, the palliative care social worker contacted family members every 2 months via telephone, after checking on the resident (to note their condition), to ascertain the family member’s level of emotional comfort. Thus they were able to address potential concerns they had about their relative. Each of these three telephone calls lasted an average of 10 minutes. These calls, made by the palliative care social worker, were intended to be a continuation of any issues discussed in the intervention meetings based on topics the family members wanted to discuss.</p> <p>Duration 6 months. Concurrent medication/care: Usual care. Indirectness: No indirectness</p> <p>(n=40) Intervention 2: No carer support services. Received “routine care” provided to persons with dementia in this particular nursing home. Nonspecific social telephone contact was included in the comparison condition at baseline and 2-month intervals.. Duration 6 months. Concurrent medication/care: Usual care. Indirectness: No indirectness</p>
Funding	Academic or government funding (Supported by the Alzheimer’s Association)

Study	Reinhardt 2014 ²²⁷
RESULTS (NUMBERS ANALYSED) AND RISK OF BIAS FOR COMPARISON: SUPPORT GROUPS AND EDUCATION FOR CARERS versus NO CARER SUPPORT SERVICES	
<p>Protocol outcome 1: Quality of life of person in their last year of life</p> <ul style="list-style-type: none"> - Actual outcome: Depressive symptoms at 3 monhs; Group 1: mean 4 (SD 4.5); n=47, Risk of bias: All domain - High, Selection - High, Blinding - Low, Incomplete outcome data - Low, Outcome reporting - Low, Measurement - Low, Crossover - Low; Indirectness of outcome: No indirectness - Actual outcome: Depressive symptoms at 6 monhs; Group 1: mean 3.8 (SD 4.1); n=47, Risk of bias: All domain - High, Selection - High, Blinding - Low, Incomplete outcome data - Low, Outcome reporting - Low, Measurement - Low, Crossover - Low; Indirectness of outcome: No indirectness - Actual outcome: Care satisfaction at 3 monhs; Group 1: mean 30.2 (SD 6.4); n=45, Group 2: mean 30.6 (SD 6.4); n=36 Risk of bias: All domain - High, Selection - High, Blinding - Low, Incomplete outcome data - Low, Outcome reporting - Low, Measurement - Low, Crossover - Low; Indirectness of outcome: No indirectness, Comments: Patient/carers reported outcomes (satisfaction) - IMPORTANT - Actual outcome: Care satisfaction at 6 monhs; Group 1: mean 30.6 (SD 7.2); n=45, Group 2: mean 28 (SD 9.7); n=36; Satisfaction with Care at End-of-Life in Dementia Scale 0-42 Top=High is good outcome Risk of bias: All domain - High, Selection - High, Blinding - Low, Incomplete outcome data - Low, Outcome reporting - Low, Measurement - Low, Crossover - Low; Indirectness of outcome: No indirectness, Comments: Patient/carers reported outcomes (satisfaction) - IMPORTANT <p>Protocol outcome 2: Quality of life of carer of (or person important to) the person in their last year of life</p> <ul style="list-style-type: none"> - Actual outcome: Life satisfaction at 3 monhs; Group 1: mean 18.5 (SD 5.5); n=45, Risk of bias: All domain - High, Selection - High, Blinding - Low, Incomplete outcome data - Low, Outcome reporting - Low, Measurement - Low, Crossover - Low; Indirectness of outcome: No indirectness - Actual outcome: Life satisfaction at 6 monhs; Group 1: mean 17.9 (SD 5.7); n=45, Risk of bias: All domain - High, Selection - High, Blinding - Low, Incomplete outcome data - Low, Outcome reporting - Low, Measurement - Low, Crossover - Low; Indirectness of outcome: No indirectness 	
Protocol outcomes not reported by the study	Preferred and actual place of care ; Longevity of the carer ; Carer health (for example: GP visits, mental health, school/work attendance) ; Length of hospital stay ; Use of community services ; Staff (providing care to the person in their last year of life) ; Length of stay

Study	Walsh 2007 ²⁷⁵
Study type	RCT (Patient randomised; Parallel)
Number of studies (number of participants)	(n=134)

Study	Walsh 2007 ²⁷⁵
Countries and setting	Conducted in UK; Setting: Seven specialist palliative care teams in three London cancer networks.
Line of therapy	Not applicable
Duration of study	Intervention + follow up: 12 weeks
Method of assessment of guideline condition	Adequate method of assessment/diagnosis
Stratum	Overall
Subgroup analysis within study	Not applicable
Inclusion criteria	The informal carer was identified by patients and palliative care teams as the main person who provided unpaid practical and emotional support to the patient on a regular basis and was in contact with the palliative care team. Informal carers who scored above the threshold of 5/6 on the GHQ-28 were approached to obtain informed consent and complete baseline assessments
Exclusion criteria	The research team was informed if the carer declined to fill in the GHQ-28, if the patient was unlikely to survive the time it would take to introduce the intervention, or if the carer's English skills would mean they could not gain full benefit from the advisor visits.
Recruitment/selection of patients	From January 2001 to April 2003 people providing informal care to patients in all new referrals to the participating teams were screened for psychological distress using the 28-item version of General Health Questionnaire.
Age, gender and ethnicity	Age - Mean (SD): Caregiver: 56.3(13.9). Gender (M:F): 56/215. Ethnicity: 86% White
Further population details	NA
Indirectness of population	No indirectness
Interventions	<p>(n=137) Intervention 1: Carer support service - Carer support: Needs assessment was conducted, and information and emotional support provided. Topics covered at each session were patient care, caregiver physical health needs, need for time away from the patient in the short-term and longer term, need to plan for the future, psychological health, relationships and social networks, contact with health and social services providers and their personal finance. Duration 6 weekly sessions. Concurrent medication/care: NA. Indirectness: No indirectness</p> <p>(n=142) Intervention 2: Usual care - Specialist palliative care provided by a team of clinical nurse specialists who had specialist medical support. It also sometimes involved social work support. Patients were assisted with control of pain and other physical symptoms as well as with social, psychological, emotional and spiritual issues. Duration 6 weeks. Concurrent medication/care: NA. Indirectness: No indirectness</p>

Study	Walsh 2007 ²⁷⁵
Funding	Cancer Research UK
<p>RESULTS (NUMBERS ANALYSED) AND RISK OF BIAS FOR COMPARISON: COMBINED CARE FOR PATIENTS AND CARERS - RSV versus COMBINED CARE FOR PATIENTS AND CARERS - PHONE CALLS</p> <p>Protocol outcome 1: Quality of life of person in their last year of life - Actual outcome: Carer Quality of Life – Cancer (CQOL-C) at up 12 weeks; Group 1: mean 65.2 (SD 21.3); n=64, Group 2: mean 62.2 (SD 19.8); n=52 Risk of bias: All domain - High, Selection - Low, Blinding - High, Incomplete outcome data - Low, Outcome reporting - Low, Measurement - Low, Crossover - Low; Indirectness of outcome: No indirectness</p> <p>Protocol outcome 1: Quality of life of person in their last year of life - Actual outcome: Psychological distress (GHQ-28) at up 12 weeks; Group 1: mean 11.3 (SD 7.3); n=69, Group 2: mean 11.7 (SD 7.8); n=54 Risk of bias: All domain - High, Selection - Low, Blinding - High, Incomplete outcome data - Low, Outcome reporting - Low, Measurement - Low, Crossover - Low; Indirectness of outcome: No indirectness- Actual outcome: Center for Epidemiology Studies Depression Scale (CESD) at up to 20 weeks; Group 1: mean 18.4 (SD 10); n=10, Group 2: mean 13.5 (SD 9.6); n=18; CESD 0-60 Top=High is poor outcome Risk of bias: All domain - Very high, Selection - High, Blinding - High, Incomplete outcome data - High, Outcome reporting - Low, Measurement - Low, Crossover - Low; Indirectness of outcome: No indirectness ; Group 1 Number missing: 12; Group 2 Number missing: 5</p> <p>Protocol outcome 2: Quality of life of carer of (or person important to) the person in their last year of life - Actual outcome: Memorial Symptom Assessment Scale; symptom bother - physical at up to 20 weeks; Group 1: mean 0.77 (SD 0.6); n=10, Group 2: mean 0.49 (SD 0.5); n=18 Risk of bias: All domain - Very high, Selection - High, Blinding - High, Incomplete outcome data - High, Outcome reporting - Low, Measurement - Low, Crossover - Low; Indirectness of outcome: No indirectness ; Group 1 Number missing: 12; Group 2 Number missing: 5 - Actual outcome: Memorial Symptom Assessment Scale; symptom bother - emotional at up to 20 weeks; Group 1: mean 1.08 (SD 1.2); n=10, Group 2: mean 1 (SD 1); n=18 Risk of bias: All domain - Very high, Selection - High, Blinding - High, Incomplete outcome data - High, Outcome reporting - Low, Measurement - Low, Crossover - Low; Indirectness of outcome: No indirectness ; Group 1 Number missing: 12; Group 2 Number missing: 5 - Actual outcome: Center for Epidemiology Studies Depression Scale (CESD) at up to 20 weeks; Group 1: mean 14.9 (SD 13.5); n=10, Group 2: mean 8.17 (SD 6.4); n=18; CESD 0-60 Top=High is poor outcome Risk of bias: All domain - Very high, Selection - High, Blinding - High, Incomplete outcome data - High, Outcome reporting - Low, Measurement - Low, Crossover - Low; Indirectness of outcome: No indirectness ; Group 1 Number missing: 12; Group 2 Number missing: 5 - Actual outcome: Caregiver stress at up to 20 weeks; Group 1: mean 2.32 (SD 0.2); n=10, Group 2: mean 2.3 (SD 0.2); n=18; Comments: Range not provided Risk of bias: All domain - Very high, Selection - High, Blinding - High, Incomplete outcome data - High, Outcome reporting - Low, Measurement - Low, Crossover - Low; Indirectness of outcome: No indirectness ; Group 1 Number missing: 12; Group 2 Number missing: 5</p>	
Protocol outcomes not reported by the	Preferred and actual place of care ; Longevity of the carer ; Carer health (for example: GP visits, mental

Study	Walsh 2007 ²⁷⁵
study	health, school/work attendance) ; Length of hospital stay ; Use of community services ; Staff (providing care to the person in their last year of life) ; Length of stay

1 Appendix E: Forest plots

2 E.1 Allen 2014 – RSV compared to Telephone emotional 3 support for palliative care

Figure 3: QoL: Depression (CESD)

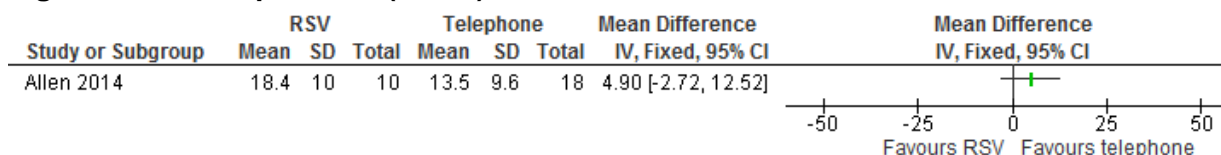
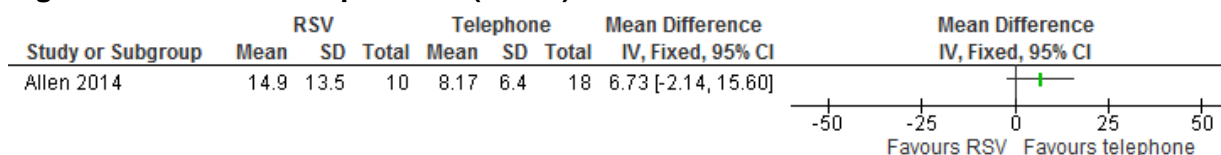


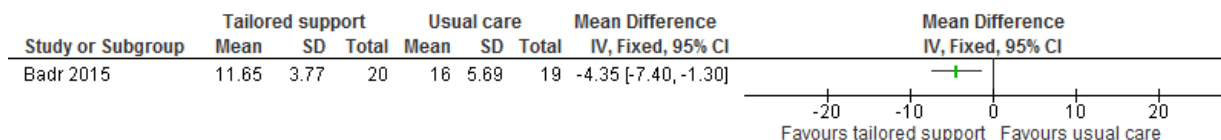
Figure 4: Carer QoL: Depression (CESD)



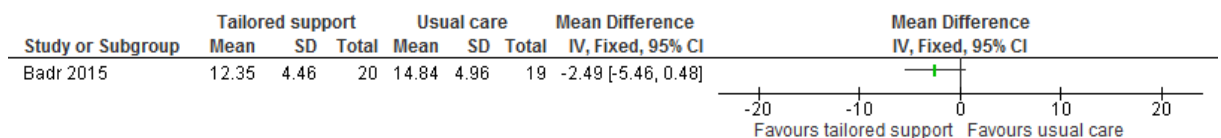
4

5 E.2 Badr 2015 – Tailored support compared to Usual care for 6 palliative care

Figure 5: QoL: Depression (PROMIS)

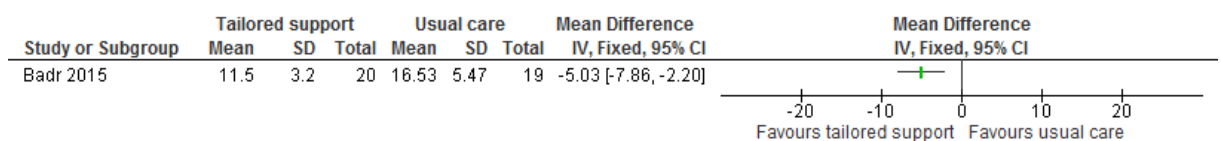


7 Figure 6: QoL: Anxiety (PROMIS)



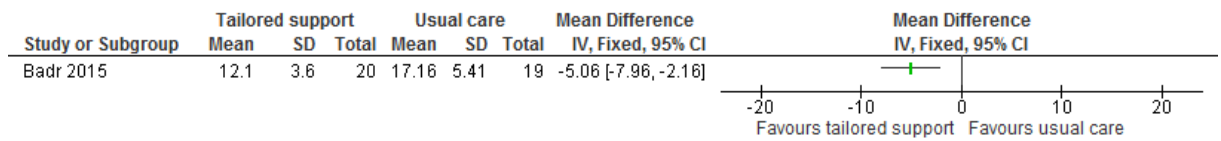
8

9 Figure 7: Carer QoL: Depression (PROMIS)

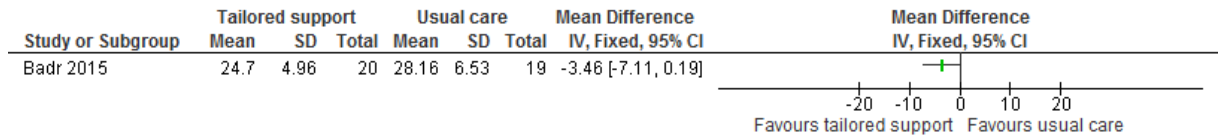


10

1 **Figure 8: Carer QoL: Anxiety (PROMIS)**

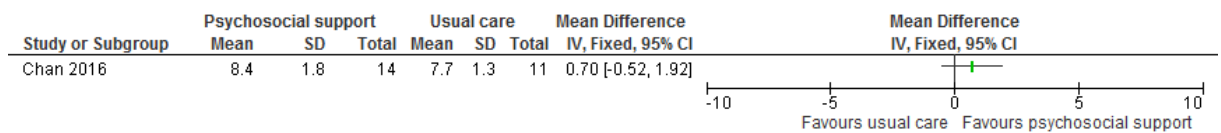


2
3 **Figure 9: Carer QoL: Burden**

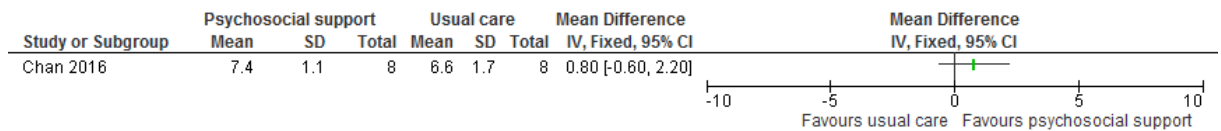


4
5 **E.3 Chan 2016 – Psychosocial support compared to Usual care**
6 **for palliative care**

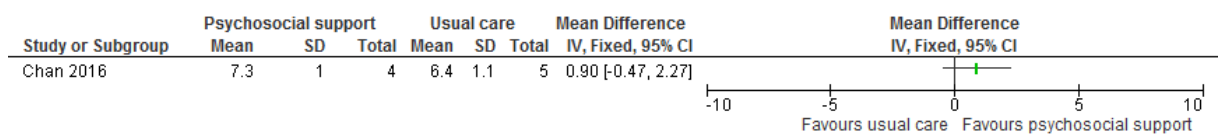
7 **Figure 10: Quality of life (MQOL) at 1 month**



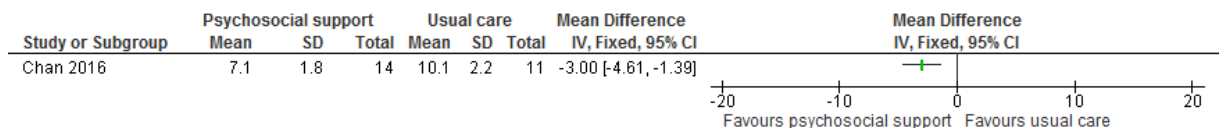
8
9 **Figure 11: Quality of life (MQOL) at 3 month**



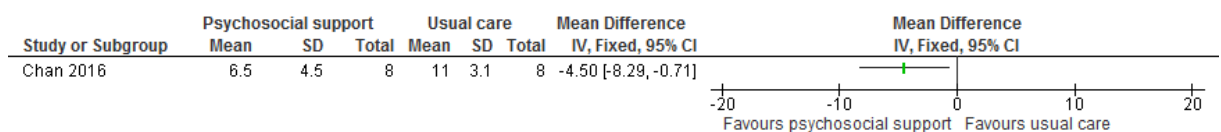
10
11 **Figure 12: Quality of life (MQOL) at 6 month**



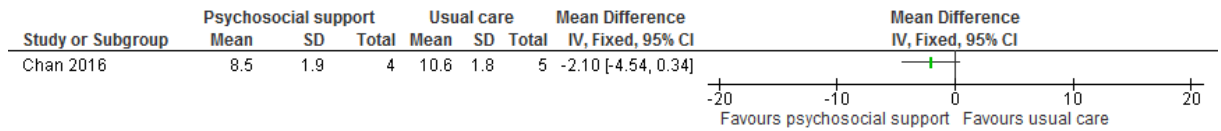
12
13 **Figure 13: QoL: Anxiety at 1 month**



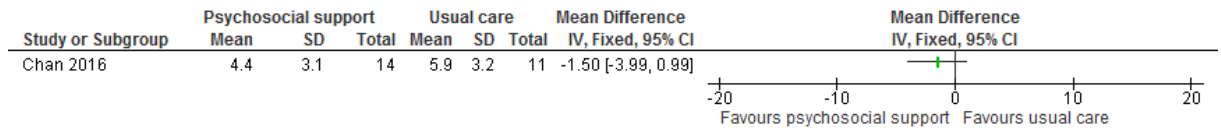
14
15 **Figure 14: QoL: Anxiety at 3 month**



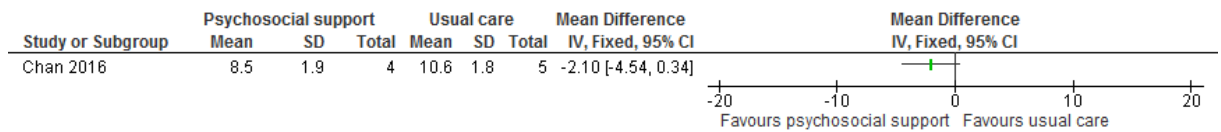
1 **Figure 15: QoL: Anxiety at 6 month**



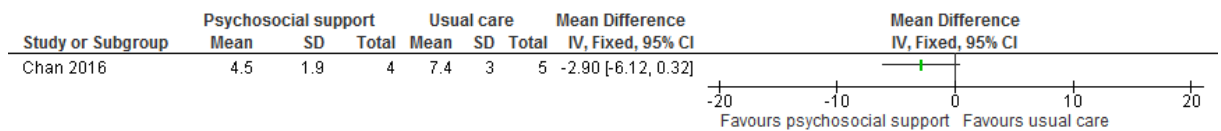
2
3 **Figure 16: QoL: Depression at 1 month**



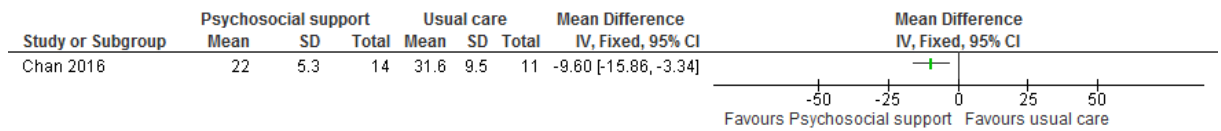
4
5 **Figure 17: QoL: Depression at 3 month**



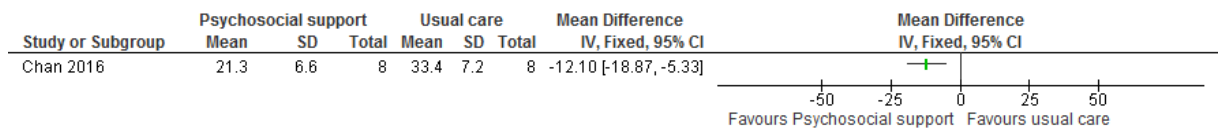
6
7 **Figure 18: QoL: Depression at 6 month**



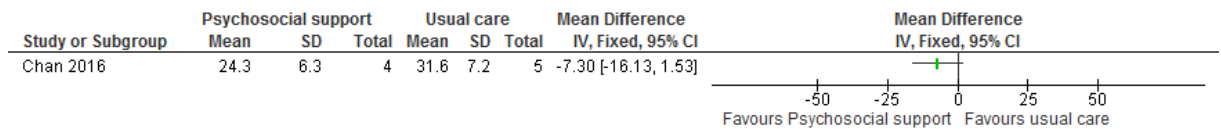
8
9 **Figure 19: Carer QoL: Burden at 1 month**



10
11 **Figure 20: Carer QoL: Burden at 3 month**



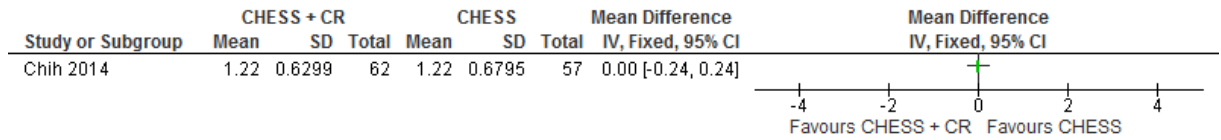
12
13 **Figure 21: Carer QoL: Burden at 6 month**



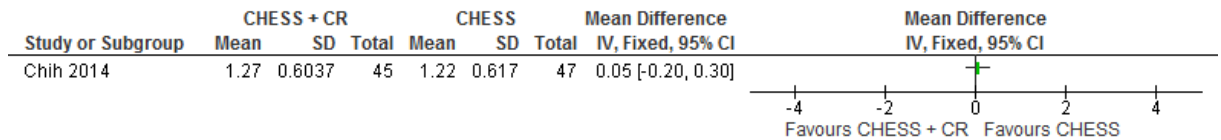
14
15

1 **E.4 Chih 2014 – CHES + CR compared to CHES for palliative**
2 **care**

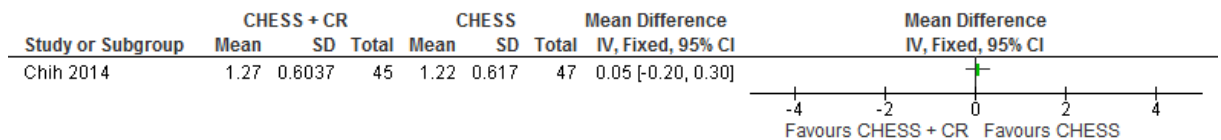
3 **Figure 22: Carer QoL: Burden at 6 month**



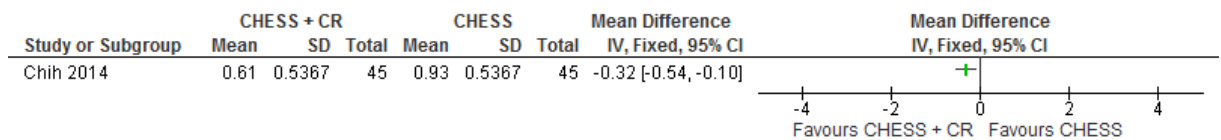
5 **Figure 23: Carer QoL: Burden at 12 month**



7 **Figure 24: Carer QoL: Negative mood at 6 month**



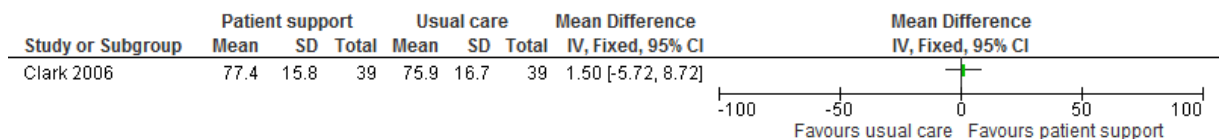
9 **Figure 25: Carer QoL: Negative mood at 12 month**



10

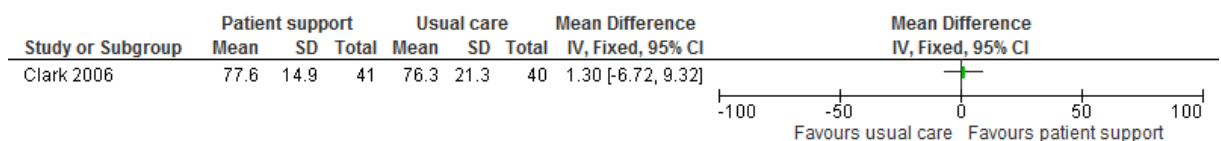
11 **E.5 Clark 2006 – Patient support compared to Usual care for**
12 **palliative care**

13 **Figure 26: Carer quality of life (LASA) at 4 weeks**



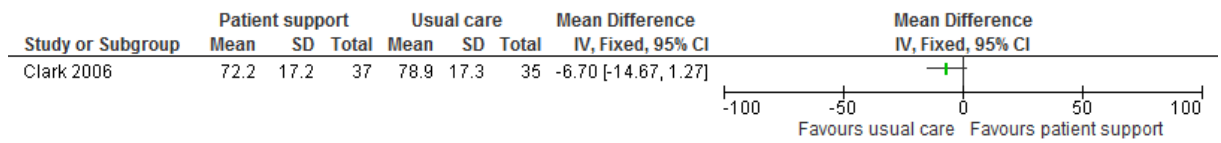
14

15 **Figure 27: Carer quality of life (LASA) at 8 weeks**

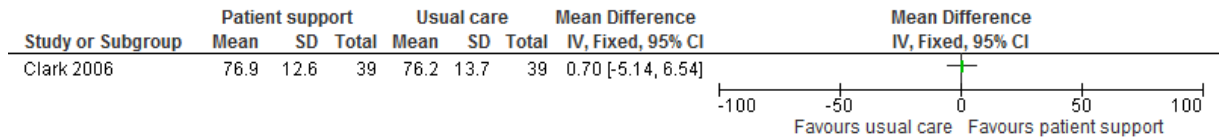


16

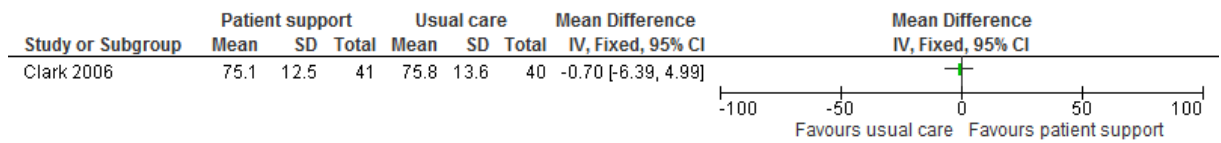
1 **Figure 28: Carer quality of life (LASA) at 27 weeks**



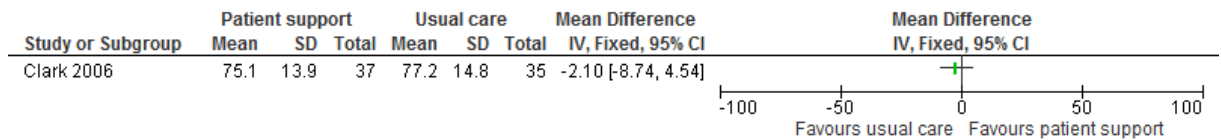
2
3 **Figure 29: Carer QoL: Burden at 4 weeks**



4
5 **Figure 30: Carer QoL: Burden at 8 weeks**



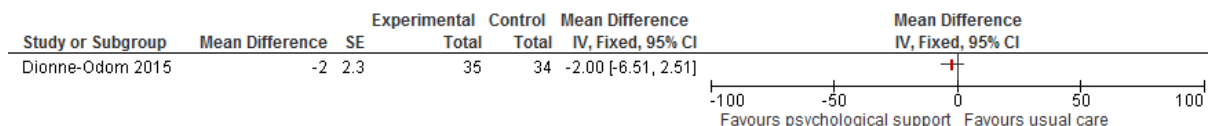
6
7 **Figure 31: Carer QoL: Burden at 27 weeks**



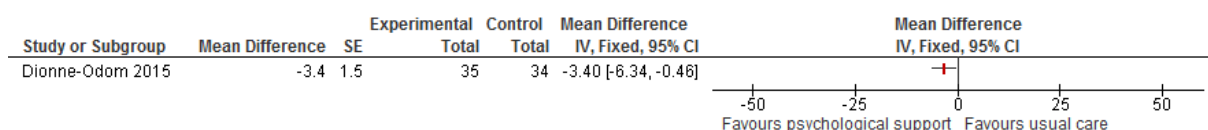
8
9
10
11

1 **E.6 Dionne-odom 2015 – Psychological support compared to**
2 **Usual care for palliative care**

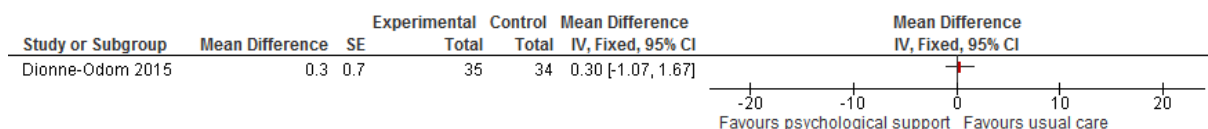
3 **Figure 32: Carer quality of life (CQOL-C)**



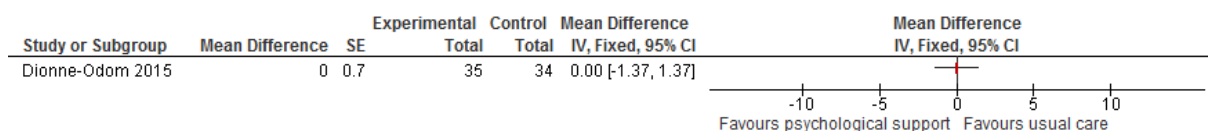
4
5 **Figure 33: Carer QoL: Depression (CESD)**



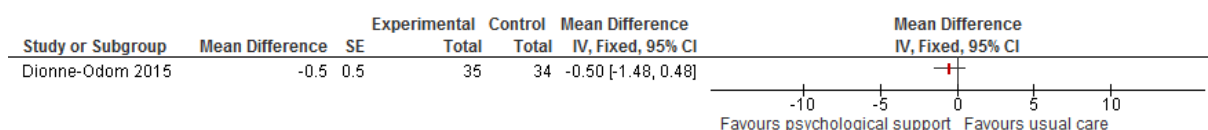
6
7 **Figure 34: Carer QoL: Burden (objective subscale)**



8
9 **Figure 35: Carer QoL: Burden (demand subscale)**

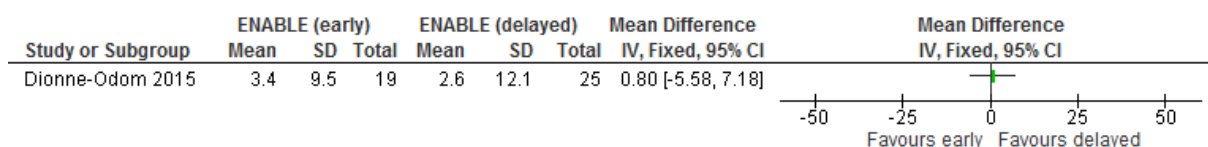


10
11 **Figure 36: Carer QoL: Burden (stress subscale)**

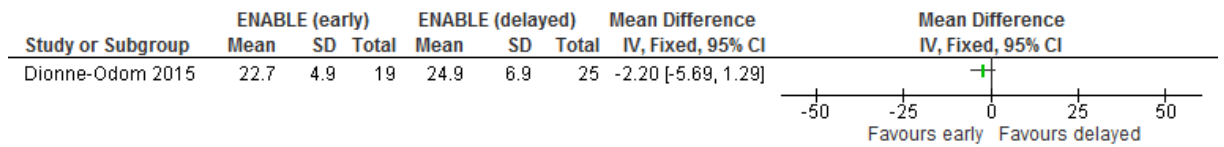


12
13 **E.7 Dionne-odom 2015 – Psychological support (early)**
14 **compared to Psychological support (delayed) for palliative**
15 **care**

16 **Figure 37: Carer QoL: Depression (CESD)**



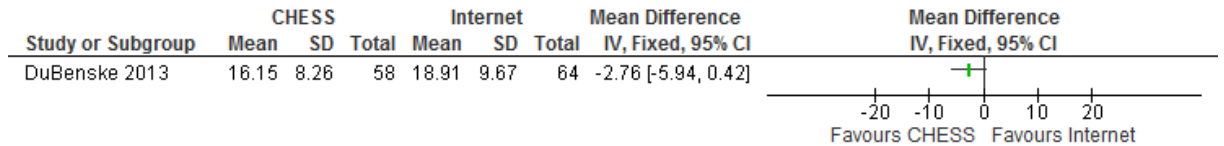
17
18 **Figure 38: Carer QoL: Grief (PG13)**



1

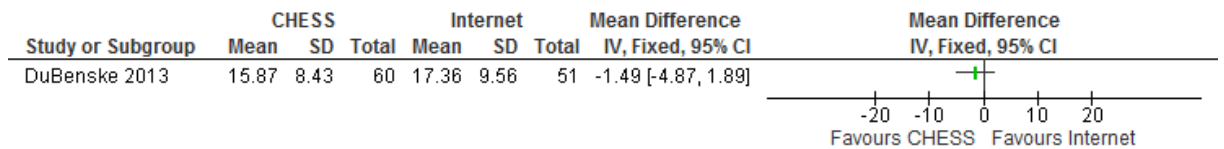
2 E.8 Dubenske 2013 – CHES compared to Usual care for 3 palliative care

4 **Figure 39: Carer QoL: Burden at 2 months**



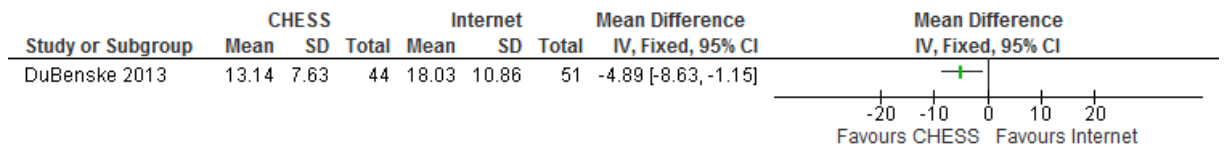
5

6 **Figure 40: Carer QoL: Burden at 4 months**



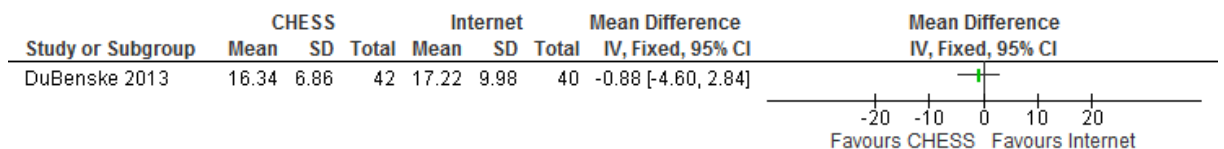
7

8 **Figure 41: Carer QoL: Burden at 6 months**



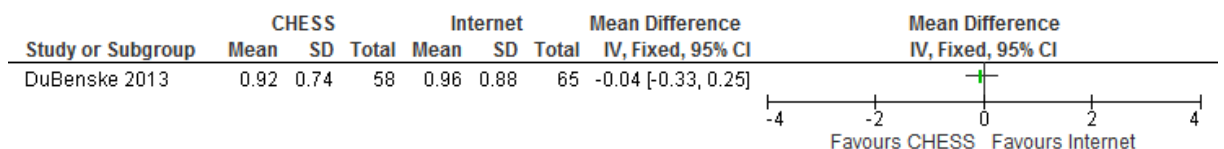
9

10 **Figure 42: Carer QoL: Burden at 8 months**



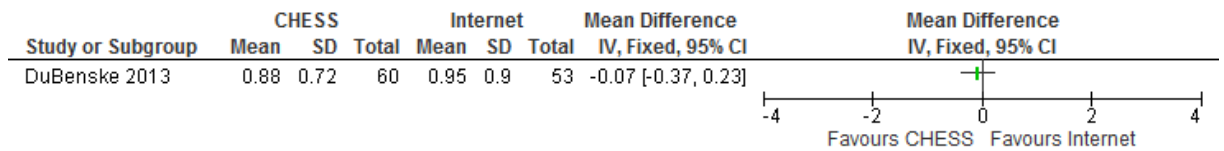
11

12 **Figure 43: Carer QoL: Negative mood at 2 months**



13

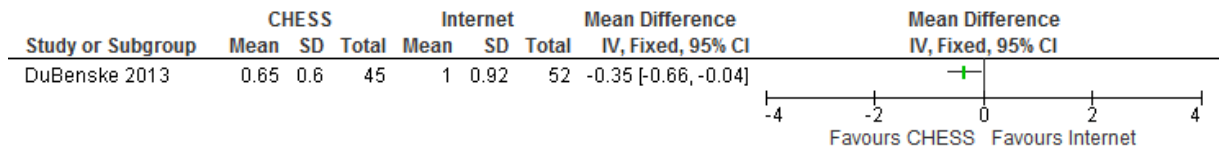
14 **Figure 44: Carer QoL: Negative mood at 4 months**



1

2

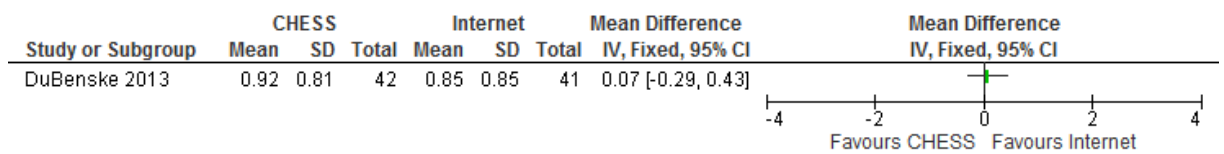
Figure 45: Carer QoL: Negative mood at 6 months



3

4

Figure 46: Carer QoL: Negative mood at 8 months

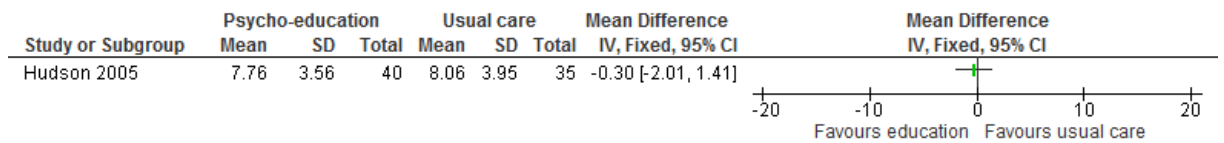


5

6 E.9 Hudson 2007 – Psycho-educational intervention compared 7 to Usual care

8

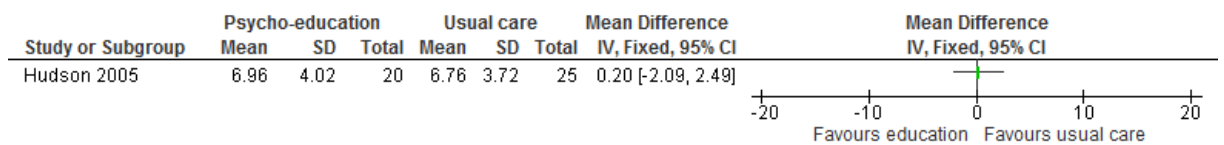
Figure 47: Carer QoL: Anxiety (HADS) at 4 weeks post intervention



9

10

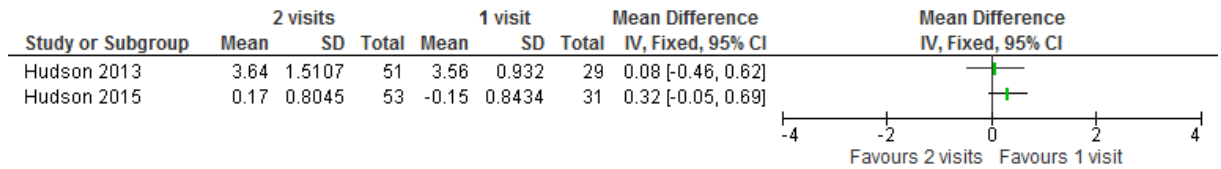
Figure 48: Carer QoL: Anxiety (HADS) at 8 weeks post patient death



11

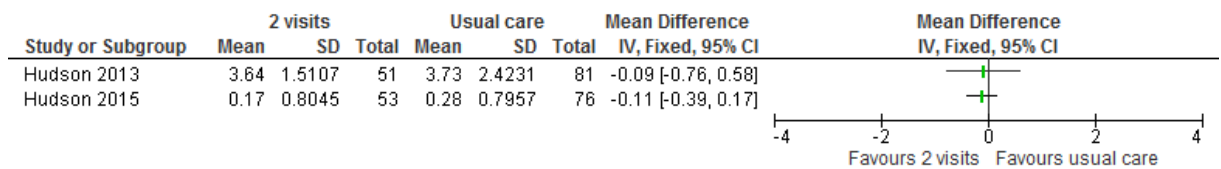
1 **E.10 Hudson 2013/2015 – Psycho-educational: 2 visits**
2 **compared to Psycho-educational: 1 visit for palliative care**

3 **Figure 49: Carer QoL: General Health Questionnaire (GHQ)**



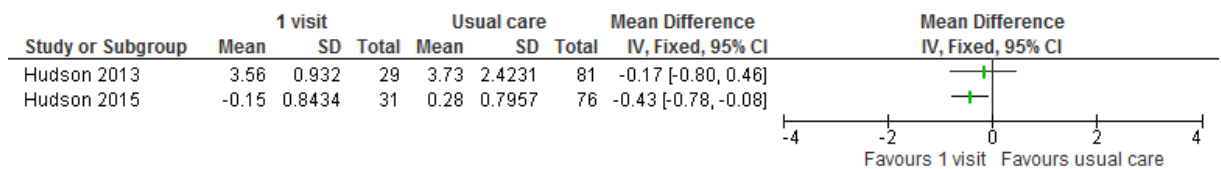
4
5 **E.11 Hudson 2013/2015 – Psycho-educational: 2 visits**
6 **compared to Usual care**

7 **Figure 50: Carer QoL: General Health Questionnaire (GHQ)**



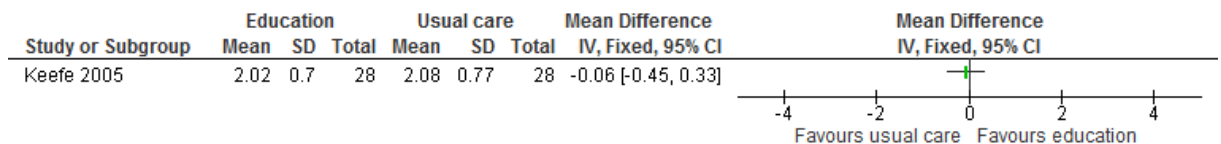
8
9 **E.12 Hudson 2013/2015 – Psycho-educational: 1 visit compared**
10 **to Usual care**

11 **Figure 51: Carer QoL: General Health Questionnaire (GHQ)**

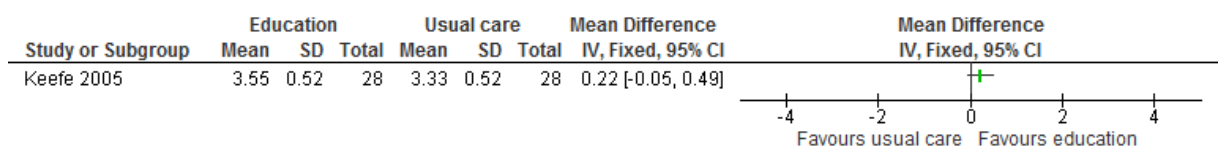


12
13 **E.13 Keefe 2007 – Pain management education vs Usual care**

14 **Figure 52: Patient QoL: FACT-G – Physical**



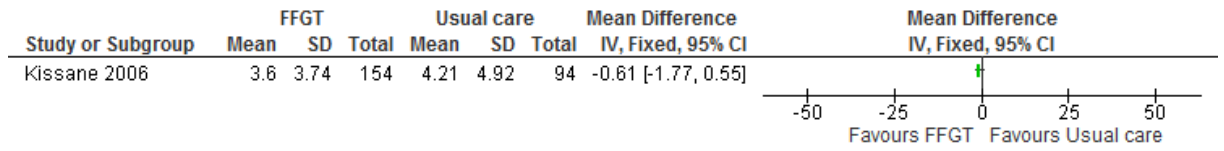
15
16 **Figure 53: Patient QoL: FACT-G – Social**



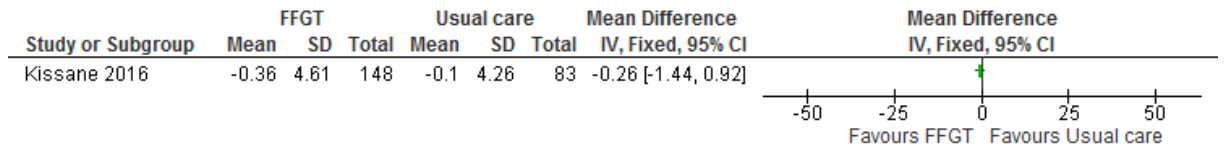
17

1 **E.14 Kissane 2006 – Psychological support: grief therapy vs**
 2 **Usual care**

3 **Figure 54: Carer QoL: Depression (BDI) at 6 months**



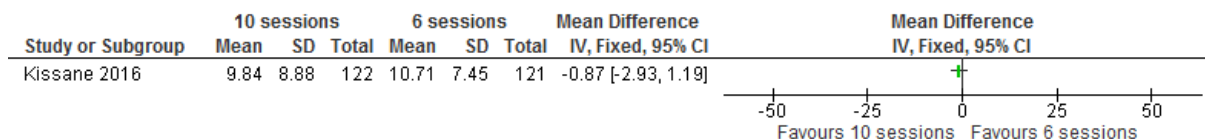
4 **Figure 55: Carer QoL: Depression (BDI) at 13 months**
 5



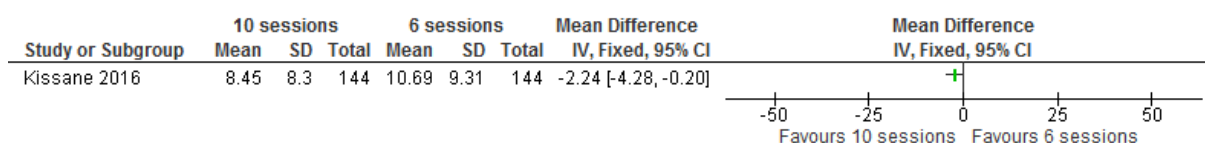
6

1 **E.15 Kissane 2016 – Psychological support: 10 sessions vs**
2 **Psychological support: 6 sessions**

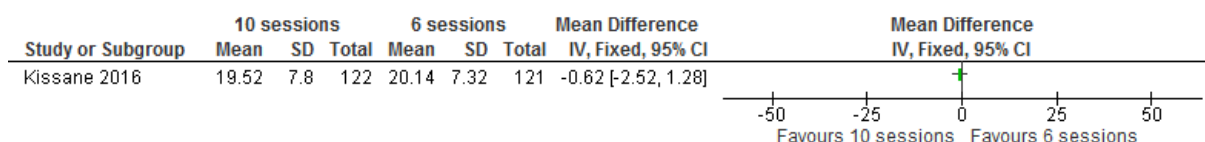
3 **Figure 56: Carer QoL: Depression (BDI-II) at 6 months**



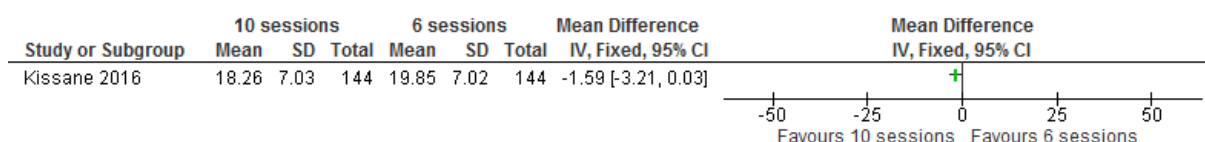
4
5 **Figure 57: Carer QoL: Depression (BDI-II) at 13 months**



6
7 **Figure 58: Carer QoL: Grief (CGI) at 6 months**

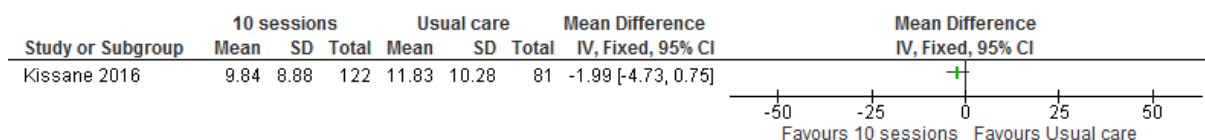


8
9 **Figure 59: Carer QoL: Grief (CGI) at 13 months**

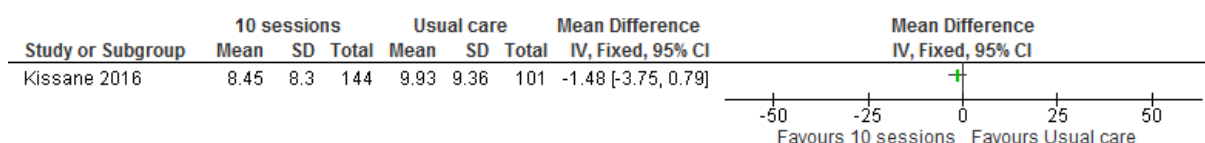


10
11 **E.16 Kissane 2016 – Psychological support: 10 sessions vs**
12 **Usual care**

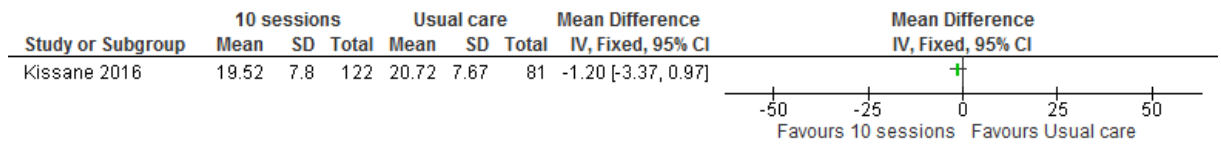
13 **Figure 60: Carer QoL: Depression (BDI-II) at 6 months**



14
15 **Figure 61: Carer QoL: Depression (BDI-II) at 13 months**



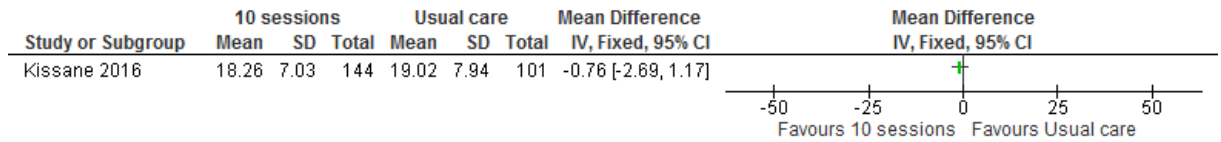
16
17 **Figure 62: Carer QoL: Grief (CGI) at 6 months**



1

2

Figure 63: Carer QoL: Grief (CGI) at 13 months



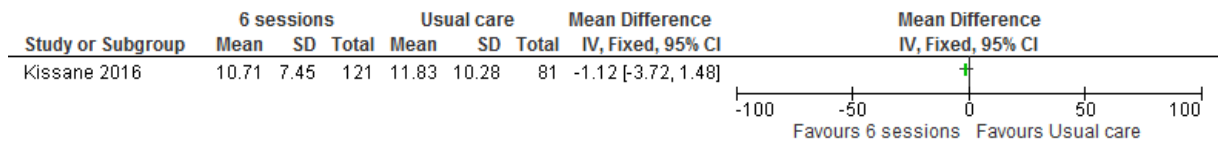
3

E.17 Kissane 2016 – Psychological support: 6 sessions vs Usual care

5

6

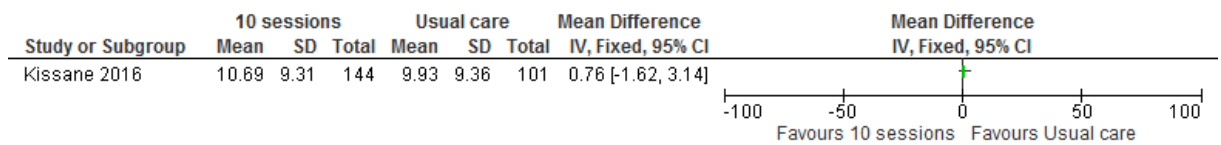
Figure 64: Carer QoL: Depression (BDI-II) at 6 months



7

8

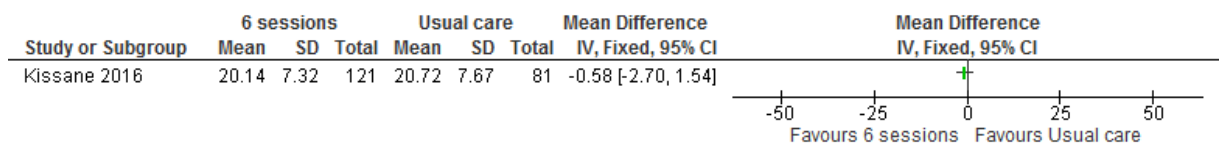
Figure 65: Carer QoL: Depression (BDI-II) at 13 months



9

10

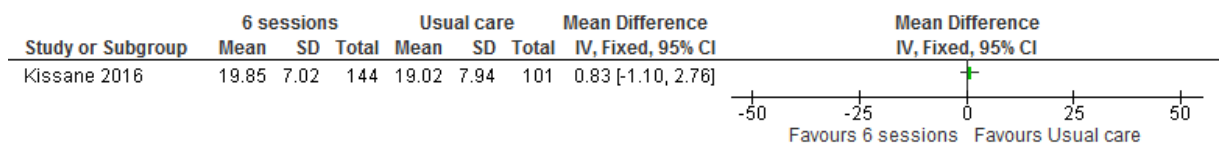
Figure 66: Carer QoL: Grief (CGI) at 6 months



11

12

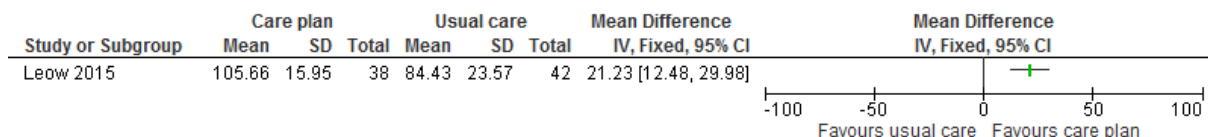
Figure 67: Carer QoL: Grief (CGI) at 13 months



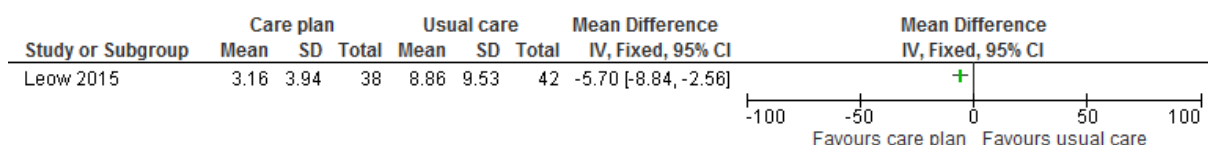
13

1 **E.18 Leow 2015 – Care plan compared to Usual care for**
2 **palliative care**

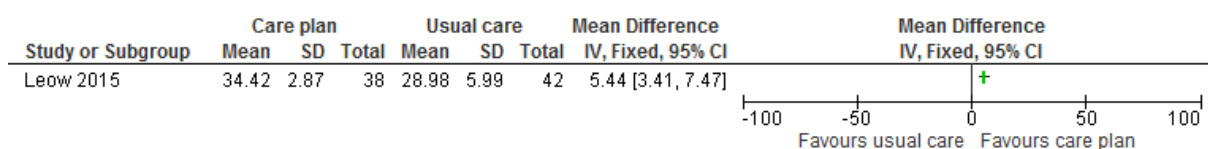
3 **Figure 68: Carer quality of life (CQOL-C)**



4
5 **Figure 69: Carer QoL: Depression anxiety stress scales**

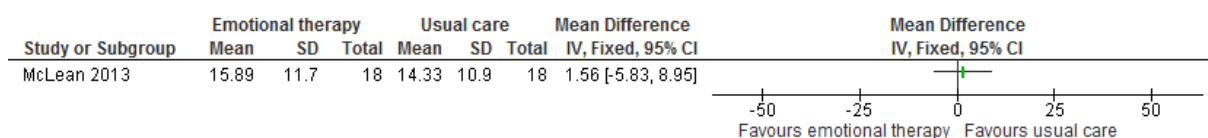


6
7 **Figure 70: Carer satisfaction (social support)**

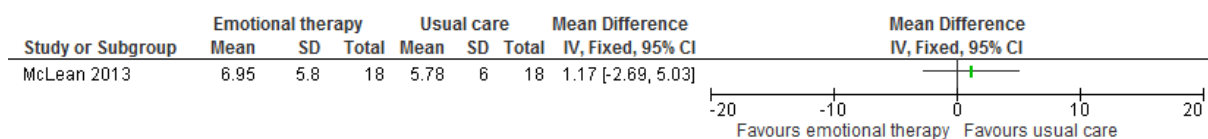


8
9 **E.19 McLean 2013 – Emotional therapy compared to Usual care**
10 **for palliative care**

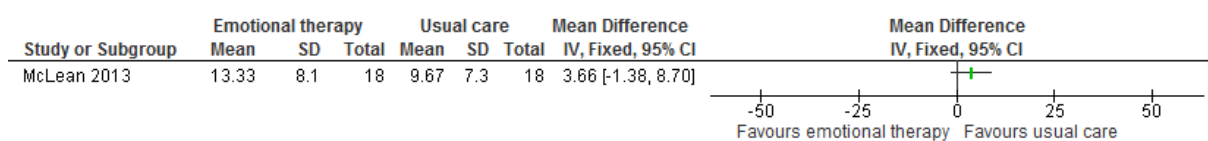
11 **Figure 71: QoL: Depression (BDI-II)**



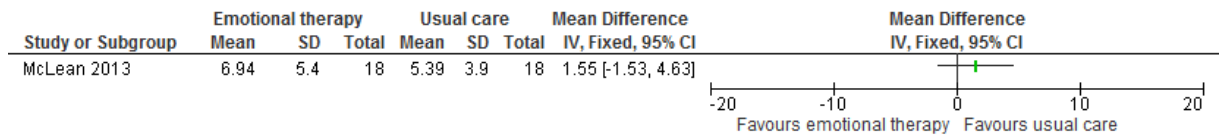
12
13 **Figure 72: QoL: Hopelessness (BHS)**



14
15 **Figure 73: Carer QoL: Depression (BDI-II)**



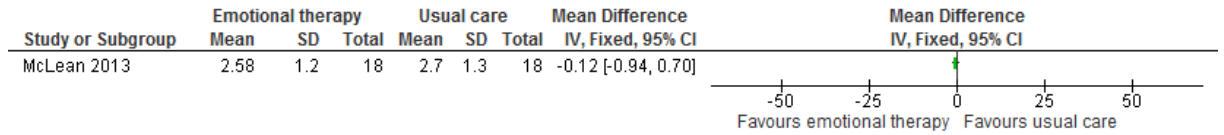
16
17 **Figure 74: Carer QoL: Hopelessness (BHS)**



1

2

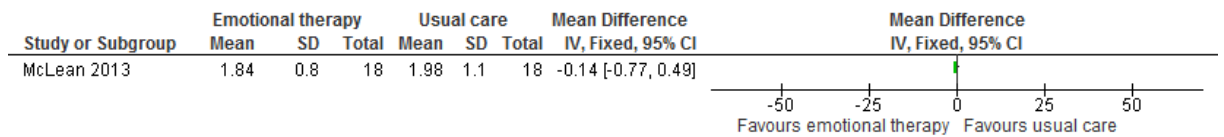
Figure 75: Carer QoL: Burden (time subscales)



3

4

Figure 76: Carer QoL: Burden (difficulty subscales)



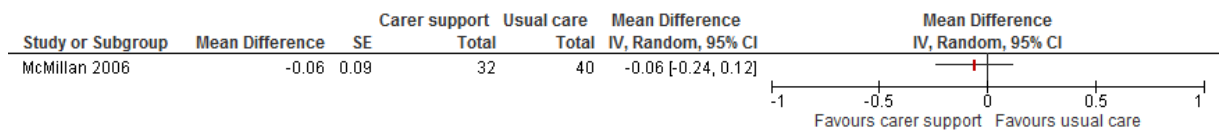
5

E.20 McMillan 2006 – Carer respite compared to Usual care for palliative care

7

8

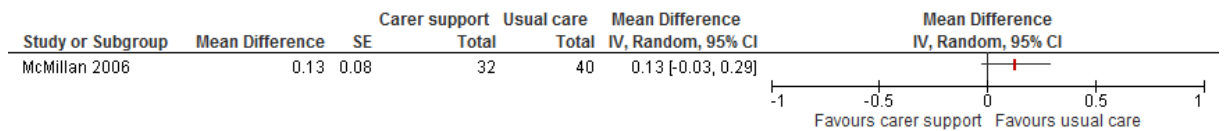
Figure 77: Carer quality of life (CQOL-C)



9

10

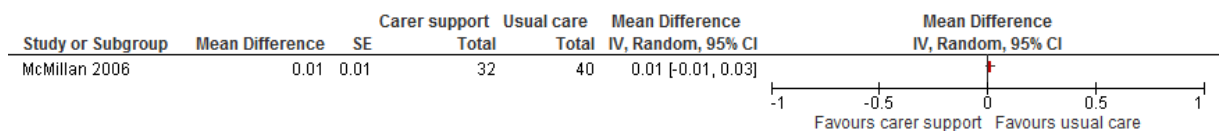
Figure 78: Carer QoL: Burden (patient symptom)



11

12

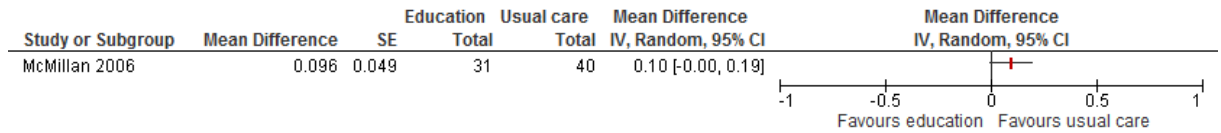
Figure 79: Carer QoL: Burden (task)



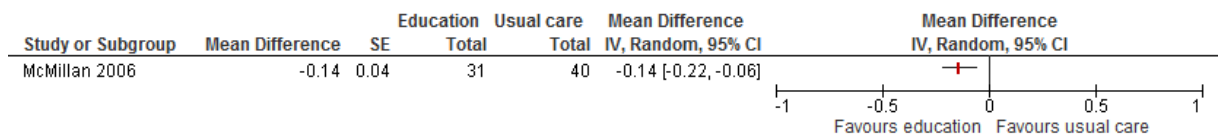
13

1 **E.21 McMillan 2006 – Carer education compared to Usual care**
2 **for palliative care**

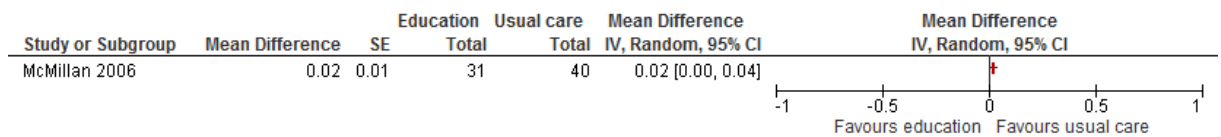
3 **Figure 80: Carer quality of life (CQOL-C)**



5 **Figure 81: Carer QoL: Burden (patient symptom)**

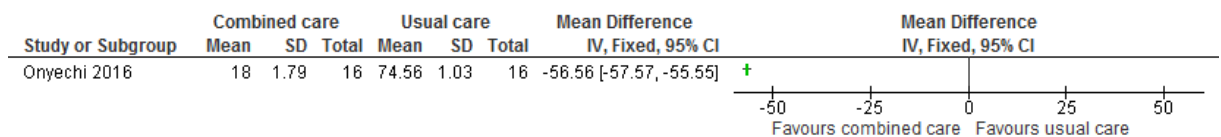


7 **Figure 82: Carer QoL: Burden (task)**

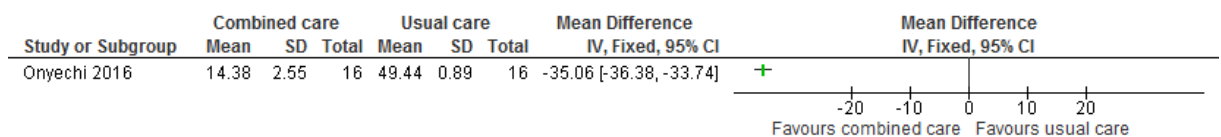


9 **E.22 Onyechi 2016 – Combined care compared to Usual care for**
10 **palliative care**

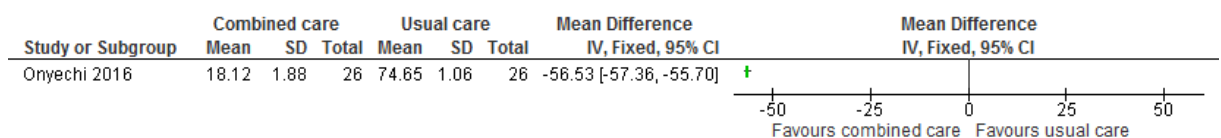
11 **Figure 83: QoL: Death anxiety**



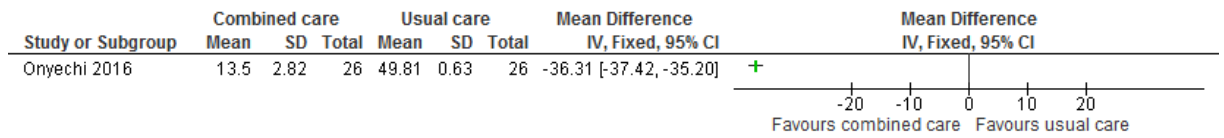
13 **Figure 84: QoL: Distress (K10)**



15 **Figure 85: Carer QoL: Death anxiety**



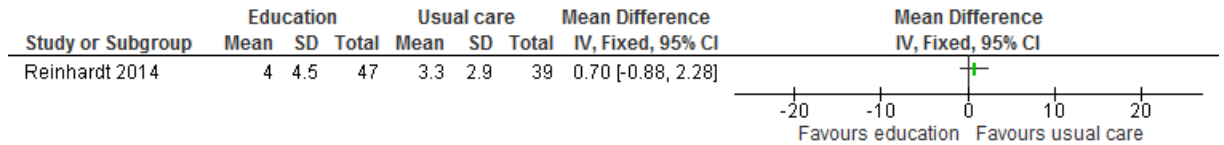
17 **Figure 86: Carer QoL: Distress (K10)**



1

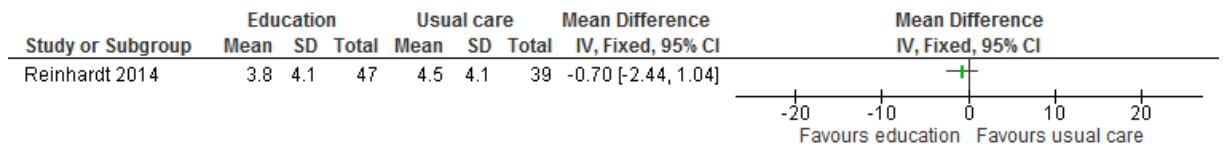
2 **E.23 Reinhardt 2014 – Education compared to Usual care for**
3 **palliative care**

4 **Figure 87: Carer QoL: Depression at 3 months**



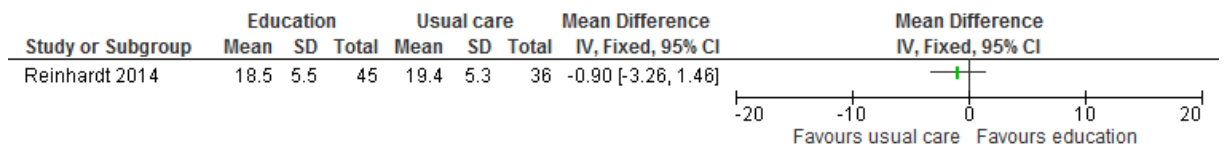
5

6 **Figure 88: Carer QoL: Depression at 6 months**

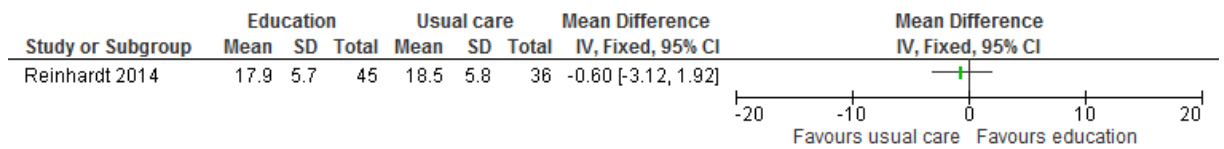


7

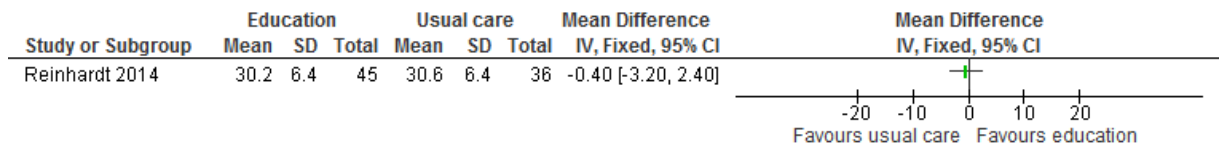
1 **Figure 89: Carer satisfaction (life) at 3 months**



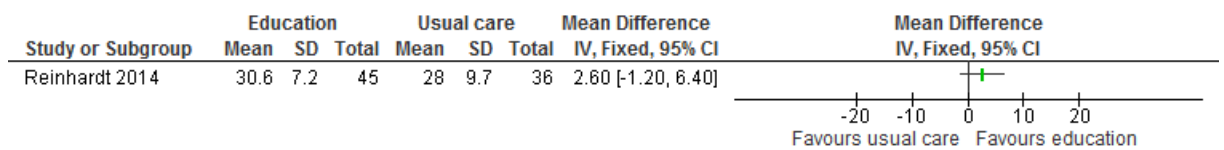
2
3 **Figure 90: Carer satisfaction (life) at 6 months**



4
5 **Figure 91: Satisfaction (care) at 3 months**

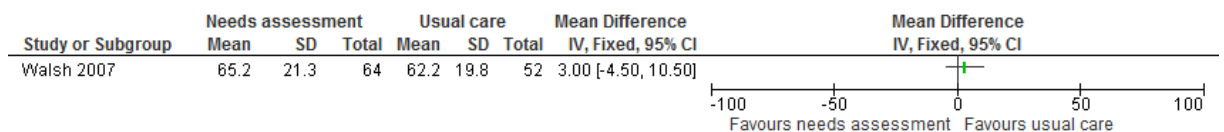


6
7 **Figure 92: Satisfaction (care) at 6 months**

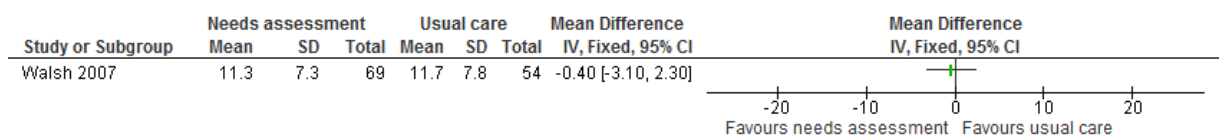


8
9 **E.24 Walsh 2007 – Needs assessment compared to Usual care**
10 **for palliative care**

11 **Figure 93: Carer QoL: CQOL-C**



12
13 **Figure 94: Carer QoL: General Health Questionnaire (GHQ)**



Appendix F: GRADE tables

Table 33: Clinical evidence profile: RSV compared to Telephone emotional support for palliative care

Quality assessment							No of patients		Effect		Quality	Importance
No of studies	Design	Risk of bias	Inconsistency	Indirectness	Imprecision	Other considerations	RSV	Telephone emotional support	Relative (95% CI)	Absolute		
QoL: Depression (CESD) (follow-up 20 weeks; range of scores: 0-60; Better indicated by lower values)												
1	randomised trials	serious ^a	no serious inconsistency	no serious indirectness	serious ^c	none	10	18	-	MD 4.9 higher (2.72 lower to 12.52 higher)	⊕⊕○○ LOW	CRITICAL
Carer QoL: Depression (CESD) (follow-up 20 weeks; range of scores: 0-60; Better indicated by lower values)												
1	randomised trials	serious ^a	no serious inconsistency	no serious indirectness	serious ^c	none	10	18	-	MD 6.73 higher (2.14 lower to 15.6 higher)	⊕⊕○○ LOW	CRITICAL

^a Downgraded by 1 increment if the majority of the evidence was at high risk of bias, and downgraded by 2 increments if the majority of the evidence was at very high risk of bias

^b Downgraded by 1 increment because the majority of the evidence had indirect outcomes

^c Downgraded by 1 increment if the confidence interval crossed one MID or by 2 increments if the confidence interval crossed both MIDs

Table 34: Clinical evidence profile: Tailored support compared to Usual care for palliative care

Quality assessment							No of patients		Effect		Quality	Importance
No of studies	Design	Risk of bias	Inconsistency	Indirectness	Imprecision	Other considerations	Tailored support	Usual care	Relative (95% CI)	Absolute		
QoL: Depression (PROMIS) (follow-up mean 8 weeks; range of scores: 6-30; Better indicated by lower values)												

1	randomised trials	serious ^a	no serious inconsistency	no serious indirectness	serious ^b	none	20	19	-	MD 4.35 lower (7.4 to 1.3 lower)	⊕⊕⊕⊕ LOW	CRITICAL
QoL: Anxiety (PROMIS) (follow-up mean 8 weeks; range of scores: 6-30; Better indicated by lower values)												
1	randomised trials	serious ^a	no serious inconsistency	no serious indirectness	serious ^b	none	20	19	-	MD 2.49 lower (5.46 lower to 0.48 higher)	⊕⊕⊕⊕ LOW	CRITICAL
Carer QoL: Depression (PROMIS) (follow-up mean 8 weeks; range of scores: 6-30; Better indicated by lower values)												
1	randomised trials	serious ^a	no serious inconsistency	no serious indirectness	serious ^b	none	20	19	-	MD 5.03 lower (7.86 to 2.2 lower)	⊕⊕⊕⊕ LOW	CRITICAL
Carer QoL: Anxiety (PROMIS) (follow-up mean 8 weeks; range of scores: 6-30; Better indicated by lower values)												
1	randomised trials	serious ^a	no serious inconsistency	no serious indirectness	serious ^b	none	20	19	-	MD 5.06 lower (7.96 to 2.16 lower)	⊕⊕⊕⊕ LOW	CRITICAL
Carer QoL: burden (follow-up mean 8 weeks; range of scores: 0-48; Better indicated by lower values)												
1	randomised trials	serious ^a	no serious inconsistency	no serious indirectness	serious ^b	none	20	19	-	MD 3.46 lower (7.11 lower to 0.19 higher)	⊕⊕⊕⊕ LOW	CRITICAL

¹ Downgraded by 1 increment if the majority of the evidence was at high risk of bias, and downgraded by 2 increments if the majority of the evidence was at very high risk of bias

² Downgraded by 1 increment if the confidence interval crossed one MID or by 2 increments if the confidence interval crossed both MIDs

Table 35: Clinical evidence profile: Psychosocial support compared to Usual care for palliative care

Quality assessment							No of patients		Effect		Quality	Importance
No of studies	Design	Risk of bias	Inconsistency	Indirectness	Imprecision	Other considerations	Psychosocial support	Usual care	Relative (95% CI)	Absolute		
Quality of life (MQOL) (follow-up mean 1 months; range of scores: 0-10; Better indicated by higher values)												
1	randomised trials	serious ^b	no serious inconsistency	no serious indirectness	serious ^a	none	14	11	-	MD 0.7 higher (0.52 lower to 1.92 higher)	⊕⊕⊕⊕ LOW	CRITICAL

Quality of life (MQOL) (follow-up mean 3 months; range of scores: 0-10; Better indicated by higher values)												
1	randomised trials	serious ^b	no serious inconsistency	no serious indirectness	serious ^a	none	8	8	-	MD 0.8 higher (0.6 lower to 2.2 higher)	⊕⊕○○ LOW	CRITICAL
Quality of life (MQOL) (follow-up mean 6 months; range of scores: 0-10; Better indicated by higher values)												
1	randomised trials	serious ^b	no serious inconsistency	no serious indirectness	serious ^a	none	4	5	-	MD 0.9 higher (0.47 lower to 2.27 higher)	⊕⊕○○ LOW	CRITICAL
QoL: Anxiety (HADS) (follow-up mean 1 months; range of scores: 0-21; Better indicated by lower values)												
1	randomised trials	serious ^b	no serious inconsistency	no serious indirectness	serious ^a	none	14	11	-	MD 3 lower (4.61 to 1.39 lower)	⊕⊕○○ LOW	CRITICAL
QoL: Anxiety (HADS) (follow-up mean 3 months; range of scores: 0-21; Better indicated by lower values)												
1	randomised trials	serious ^b	no serious inconsistency	no serious indirectness	serious ^a	none	8	8	-	MD 4.5 lower (8.29 to 0.71 lower)	⊕⊕○○ LOW	CRITICAL
QoL: Anxiety (HADS) (follow-up mean 6 months; Better indicated by lower values)												
1	randomised trials	serious ^b	no serious inconsistency	no serious indirectness	serious ^a	none	4	5	-	MD 2.1 lower (4.54 lower to 0.34 higher)	⊕⊕○○ LOW	CRITICAL
QoL: Depression (HADS) (follow-up mean 1 months; range of scores: 0-21; Better indicated by lower values)												
1	randomised trials	serious ^b	no serious inconsistency	no serious indirectness	serious ^a	none	14	11	-	MD 1.5 lower (3.99 lower to 0.99 higher)	⊕⊕○○ LOW	CRITICAL
QoL: Depression (HADS) (follow-up mean 3 months; range of scores: 0-21; Better indicated by lower values)												
1	randomised trials	serious ^b	no serious inconsistency	no serious indirectness	serious ^a	none	8	8	-	MD 2.9 lower (6.19 lower to 0.39 higher)	⊕⊕○○ LOW	
QoL: Depression (HADS) (follow-up mean 6 months; range of scores: 0-21; Better indicated by lower values)												
1	randomised trials	serious ^b	no serious inconsistency	no serious indirectness	serious ^a	none	4	5	-	MD 2.9 lower (6.12 lower to 0.32 higher)	⊕⊕○○ LOW	CRITICAL
Carer QoL: Burden (ZBI) (follow-up mean 1 months; range of scores: 0-88; Better indicated by lower values)												
1	randomised trials	serious ^b	no serious inconsistency	no serious indirectness	serious ^a	none	14	11	-	MD 9.6 lower (15.86 to 6.26 lower)	⊕⊕○○ LOW	CRITICAL

	trials		inconsistency	indirectness						3.34 lower)	LOW	
Carer QoL: Burden (ZBI) (follow-up mean 3 months; range of scores: 0-88; Better indicated by lower values)												
1	randomised trials	serious ^b	no serious inconsistency	no serious indirectness	no serious imprecision	none	8	8	-	MD 12.1 lower (18.87 to 5.33 lower)	⊕⊕⊕O MODERATE	CRITICAL
Carer QoL: burden at 6 months (follow-up mean 6 months; range of scores: 0-88; Better indicated by lower values)												
1	randomised trials	serious ^b	no serious inconsistency	no serious indirectness	serious ^a	none	4	5	-	MD 7.3 lower (16.13 lower to 1.53 higher)	⊕⊕OO LOW	CRITICAL

^a Downgraded by 1 increment if the confidence interval crossed one MID or by 2 increments if the confidence interval crossed both MIDs

^b Downgraded by 1 increment if the majority of the evidence was at high risk of bias, and downgraded by 2 increments if the majority of the evidence was at very high risk of bias

Table 36: Clinical evidence profile: CHES + CR compared to CHES for palliative care

Quality assessment							No of patients		Effect		Quality	Importance
No of studies	Design	Risk of bias	Inconsistency	Indirectness	Imprecision	Other considerations	CHES + CR	CHES	Relative (95% CI)	Absolute		
Carer QoL: Burden (follow-up mean 6 months; range of scores: 0-4; Better indicated by lower values)												
1	randomised trials	serious ^a	no serious inconsistency	no serious indirectness	no serious imprecision	none	62	57	-	MD 0 higher (0.24 lower to 0.24 higher)	⊕⊕⊕O MODERATE	CRITICAL
Carer QoL: Burden (follow-up mean 12 months; range of scores: 0-4; Better indicated by lower values)												
1	randomised trials	serious ^a	no serious inconsistency	no serious indirectness	serious ^b	none	45	47	-	MD 0.05 higher (0.2 lower to 0.3 higher)	⊕⊕OO LOW	CRITICAL
Carer QoL: Negative mood (follow-up mean 6 months; range of scores: 0-4; Better indicated by lower values)												
1	randomised trials	serious ^a	no serious inconsistency	no serious indirectness	serious ^b	none	60	55	-	MD 0.26 lower (0.45 to 0.07 lower)	⊕⊕OO LOW	CRITICAL
Carer QoL: Negative mood (follow-up mean 12 months; range of scores: 0-4; Better indicated by lower values)												

1	randomised trials	serious ^a	no serious inconsistency	no serious indirectness	serious ^b	none	45	45	-	MD 0.32 lower (0.54 to 0.1 lower)	⊕⊕⊕⊕ LOW	CRITICAL
---	-------------------	----------------------	--------------------------	-------------------------	----------------------	------	----	----	---	-----------------------------------	-------------	----------

^a Downgraded by 1 increment if the majority of the evidence was at high risk of bias, and downgraded by 2 increments if the majority of the evidence was at very high risk of bias

^b Downgraded by 1 increment if the confidence interval crossed one MID or by 2 increments if the confidence interval crossed both MIDs

Table 37: Clinical evidence profile: Patient support compared to Usual care for palliative care

Quality assessment							No of patients		Effect		Quality	Importance
No of studies	Design	Risk of bias	Inconsistency	Indirectness	Imprecision	Other considerations	Patient support	Usual care	Relative (95% CI)	Absolute		
Carer quality of life (LASA) (follow-up mean 4 weeks; range of scores: 0-100; Better indicated by higher values)												
1	randomised trials	serious ^a	no serious inconsistency	serious	serious ^b	none	39	39	-	MD 1.5 higher (5.72 lower to 8.72 higher)	⊕⊕⊕⊕ LOW	CRITICAL
Carer quality of life (LASA) (follow-up mean 8 weeks; range of scores: 0-100; Better indicated by higher values)												
1	randomised trials	serious ^a	no serious inconsistency	serious	very serious ^b	none	41	40	-	MD 1.3 higher (6.72 lower to 9.32 higher)	⊕⊕⊕⊕ VERY LOW	CRITICAL
Carer quality of life (LASA) (follow-up mean 27 weeks; range of scores: 0-100; Better indicated by higher values)												
1	randomised trials	serious ^a	no serious inconsistency	serious	serious ^b	none	37	35	-	MD 6.7 lower (14.67 lower to 1.27 higher)	⊕⊕⊕⊕ LOW	CRITICAL
Carer QoL: Burden (follow-up mean 4 weeks; range of scores: 0-100; Better indicated by higher values)												
1	randomised trials	serious ^a	no serious inconsistency	serious	very serious ^b	none	39	39	-	MD 0.7 higher (5.14 lower to 6.54 higher)	⊕⊕⊕⊕ VERY LOW	CRITICAL
Carer QoL: Burden (follow-up mean 8 weeks; range of scores: 0-100; Better indicated by higher values)												

1	randomised trials	serious ^a	no serious inconsistency	serious	very serious ^b	none	41	40	-	MD 0.7 lower (6.39 lower to 4.99 higher)	⊕○○○ VERY LOW	CRITICAL
Carer QoL: Burden (follow-up mean 27 weeks; range of scores: 0-100; Better indicated by higher values)												
1	randomised trials	serious ^a	no serious inconsistency	serious	serious ^b	none	37	35	-	MD 2.1 lower (8.74 lower to 4.54 higher)	⊕⊕○○ LOW	CRITICAL

^a Downgraded by 1 increment if the majority of the evidence was at high risk of bias, and downgraded by 2 increments if the majority of the evidence was at very high risk of bias

^b Downgraded by 1 increment if the confidence interval crossed one MID or by 2 increments if the confidence interval crossed both MIDs

Table 38: Clinical evidence profile: Psychological support compared to Usual care for palliative care

Quality assessment							No of patients		Effect		Quality	Importance
No of studies	Design	Risk of bias	Inconsistency	Indirectness	Imprecision	Other considerations	Psychological support	Usual care	Relative (95% CI)	Absolute		
Carer quality of life (CQOL-C) (follow-up mean 3 months; range of scores: 0-140; Better indicated by lower values)												
1	randomised trials	very serious ^a	no serious inconsistency	no serious indirectness	serious ^b	none	35	34	-	MD 2 lower (6.51 lower to 2.51 higher)	⊕○○○ VERY LOW	CRITICAL
Carer QoL: Depression (CESD) (follow-up mean 3 months; range of scores: 0-60; Better indicated by lower values)												
1	randomised trials	very serious ^a	no serious inconsistency	no serious indirectness	serious ^b	none	35	34	-	MD 3.4 lower (6.34 to 0.46 lower)	⊕○○○ VERY LOW	CRITICAL
Carer QoL: Burden (objective subscale) (follow-up mean 3 months; range of scores: 6-30; Better indicated by lower values)												
1	randomised trials	very serious ^a	no serious inconsistency	no serious indirectness	serious ^b	none	35	34	-	MD 0.3 higher (1.07 lower to 1.67 higher)	⊕○○○ VERY LOW	CRITICAL
Carer QoL: Burden (demand subscale) (follow-up mean 3 months; range of scores: 4-20; Better indicated by lower values)												

1	randomised trials	very serious ^a	no serious inconsistency	no serious indirectness	no serious imprecision	none	35	34	-	MD 0 higher (1.37 lower to 1.37 higher)	⊕⊕⊕⊕ LOW	CRITICAL
Carer QoL: Burden (stress subscale) (follow-up mean 3 months; range of scores: 4-20; Better indicated by lower values)												
1	randomised trials	very serious ^a	no serious inconsistency	no serious indirectness	serious ^b	none	35	34	-	MD 0.5 lower (1.48 lower to 0.48 higher)	⊕⊕⊕⊕ VERY LOW	CRITICAL

^a Downgraded by 1 increment if the majority of the evidence was at high risk of bias, and downgraded by 2 increments if the majority of the evidence was at very high risk of bias

^b Downgraded by 1 increment if the confidence interval crossed one MID or by 2 increments if the confidence interval crossed both MIDs

Table 39: Clinical evidence profile: Psychological support (early) compared Psychological support (delayed) for palliative care

Quality assessment							No of patients		Effect		Quality	Importance
No of studies	Design	Risk of bias	Inconsistency	Indirectness	Imprecision	Other considerations	ENABLE (early)	ENABLE (delayed)	Relative (95% CI)	Absolute		
Carer QoL: Depression (CESD) (range of scores: 0-60; Better indicated by lower values)												
1	randomised trials	serious ^a	no serious inconsistency	no serious indirectness	serious ^b	none	19	25	-	MD 0.8 higher (5.58 lower to 7.18 higher)	⊕⊕⊕⊕ LOW	CRITICAL
Carer QoL: Grief (PG13) (range of scores: 5-65; Better indicated by lower values)												
1	randomised trials	serious ^a	no serious inconsistency	no serious indirectness	serious ^b	none	19	25	-	MD 2.2 lower (5.69 lower to 1.29 higher)	⊕⊕⊕⊕ LOW	CRITICAL

^a Downgraded by 1 increment if the majority of the evidence was at high risk of bias, and downgraded by 2 increments if the majority of the evidence was at very high risk of bias

^b Downgraded by 1 increment if the majority of the evidence was at high risk of bias, and downgraded by 2 increments if the majority of the evidence was at very high risk of bias

Table 40: Clinical evidence profile: CHES compared to Usual care for palliative care

Quality assessment	No of patients	Effect	Quality	Importance
--------------------	----------------	--------	---------	------------

No of studies	Design	Risk of bias	Inconsistency	Indirectness	Imprecision	Other considerations	CHESS	Usual care	Relative (95% CI)	Absolute		
Carer QoL: Burden (follow-up mean 2 months; range of scores: 0-40; Better indicated by lower values)												
1	randomised trials	serious ^a	no serious inconsistency	no serious indirectness	serious ^b	none	58	64	-	MD 2.76 lower (5.94 lower to 0.42 higher)	⊕⊕⊕⊕ LOW	CRITICAL
Carer QoL: Burden (follow-up mean 4 months; range of scores: 0-40; Better indicated by lower values)												
1	randomised trials	serious ^a	no serious inconsistency	no serious indirectness	serious ^b	none	60	51	-	MD 1.49 lower (4.87 lower to 1.89 higher)	⊕⊕⊕⊕ LOW	CRITICAL
Carer QoL: Burden (follow-up mean 6 months; range of scores: 0-40; Better indicated by lower values)												
1	randomised trials	serious ^a	no serious inconsistency	no serious indirectness	serious ^b	none	44	51	-	MD 4.89 lower (8.63 to 1.15 lower)	⊕⊕⊕⊕ LOW	CRITICAL
Carer QoL: Burden (follow-up mean 8 months; range of scores: 0-40; Better indicated by lower values)												
1	randomised trials	serious ^a	no serious inconsistency	no serious indirectness	serious ^b	none	42	40	-	MD 0.88 lower (4.6 lower to 2.84 higher)	⊕⊕⊕⊕ LOW	CRITICAL
Carer QoL: Negative mood (follow-up mean 2 months; range of scores: 0-4; Better indicated by lower values)												
1	randomised trials	serious ^a	no serious inconsistency	no serious indirectness	no serious imprecision	none	58	65	-	MD 0.04 lower (0.33 lower to 0.25 higher)	⊕⊕⊕⊕ MODERATE	CRITICAL
Carer QoL: Negative mood (follow-up mean 4 months; range of scores: 0-4; Better indicated by lower values)												
1	randomised trials	serious ^a	no serious inconsistency	no serious indirectness	no serious imprecision	none	60	53	-	MD 0.07 lower (0.37 lower to 0.23 higher)	⊕⊕⊕⊕ MODERATE	CRITICAL
Carer QoL: Negative mood (follow-up mean 6 months; range of scores: 0-4; Better indicated by lower values)												
1	randomised trials	serious ^a	no serious inconsistency	no serious indirectness	serious ^b	none	45	52	-	MD 0.35 lower (0.66 to 0.04 lower)	⊕⊕⊕⊕ LOW	CRITICAL
Carer QoL: Negative mood (follow-up mean 8 months; range of scores: 0-4; Better indicated by lower values)												

1	randomised trials	serious ^a	no serious inconsistency	no serious indirectness	serious ^b	none	42	41	-	MD 0.07 higher (0.29 lower to 0.43 higher)	⊕⊕⊕⊕ LOW	CRITICAL
---	-------------------	----------------------	--------------------------	-------------------------	----------------------	------	----	----	---	--	-------------	----------

^a Downgraded by 1 increment if the majority of the evidence was at high risk of bias, and downgraded by 2 increments if the majority of the evidence was at very high risk of bias

^b Downgraded by 1 increment if the confidence interval crossed one MID or by 2 increments if the confidence interval crossed both MIDs

Table 41: Clinical evidence profile: Psycho-educational intervention compared to usual care for palliative care

Quality assessment							No of patients		Effect		Quality	Importance
No of studies	Design	Risk of bias	Inconsistency	Indirectness	Imprecision	Other considerations	Psycho-educational	Usual care	Relative (95% CI)	Absolute		
Carer QoL: Anxiety (HADS) at 4 weeks post intervention (follow-up mean 4 weeks; range of scores: 0-21; Better indicated by lower values)												
1	randomised trials	very serious ^a	no serious inconsistency	no serious indirectness	serious ^b	none	40	35	-	MD 0.3 lower (2.01 lower to 1.41 higher)	⊕⊕⊕⊕ VERY LOW	CRITICAL
Carer QoL: Anxiety (HADS) at 8 weeks post patient death (follow-up mean 8 weeks; range of scores: 0-21; Better indicated by lower values)												
1	randomised trials	very serious ^a	no serious inconsistency	no serious indirectness	very serious ^b	none	20	25	-	MD 0.2 higher (2.09 lower to 2.49 higher)	⊕⊕⊕⊕ VERY LOW	CRITICAL

^a Downgraded by 1 increment if the majority of the evidence was at high risk of bias, and downgraded by 2 increments if the majority of the evidence was at very high risk of bias

^b Downgraded by 1 increment if the confidence interval crossed one MID or by 2 increments if the confidence interval crossed both MIDs

Table 42: Clinical evidence profile: Psycho-educational: 2 visits compared to Psycho-educational: 1 visit for palliative care

Quality assessment							No of patients		Effect		Quality	Importance

No of studies	Design	Risk of bias	Inconsistency	Indirectness	Imprecision	Other considerations	Psycho-educational: 2 visits	Psycho-educational: 1 visit	Relative (95% CI)	Absolute		
Carer QoL: General Health Questionnaire (GHQ) (follow-up mean 1 weeks; Better indicated by lower values)												
1	randomised trials	very serious ^a	no serious inconsistency	no serious indirectness	no serious imprecision	none	51	29	-	MD 0.08 higher (0.46 lower to 0.62 higher)	⊕⊕○○ LOW	IMPORTANT
Carer QoL: General Health Questionnaire (GHQ) (follow-up median 26 weeks; Better indicated by lower values)												
1	randomised trials	serious ^a	no serious inconsistency	no serious indirectness	serious ^b	none	51	29	-	MD 0.32 higher (0.05 lower to 0.69 higher)	⊕⊕○○ LOW	IMPORTANT

^a Downgraded by 1 increment if the majority of the evidence was at high risk of bias, and downgraded by 2 increments if the majority of the evidence was at very high risk of bias

^b Downgraded by 1 increment if the confidence interval crossed one MID or by 2 increments if the confidence interval crossed both MIDs

Table 43: Clinical evidence profile: Psycho-educational: 2 visits compared to Usual care for palliative care

Quality assessment							No of patients		Effect		Quality	Importance
No of studies	Design	Risk of bias	Inconsistency	Indirectness	Imprecision	Other considerations	Psycho-educational: 2 visits	Usual care	Relative (95% CI)	Absolute		
Carer QoL: General Health Questionnaire (GHQ) (follow-up mean 1 weeks; Better indicated by lower values)												
1	randomised trials	very serious ^a	no serious inconsistency	no serious indirectness	no serious imprecision	none	51	81	-	MD 0.09 lower (0.76 lower to 0.58 higher)	⊕⊕○○ LOW	IMPORTANT
Carer QoL: General Health Questionnaire (GHQ) (follow-up median 26 weeks; Better indicated by lower values)												
1	randomised trials	serious ^a	no serious inconsistency	no serious indirectness	no serious imprecision	none	51	81	-	MD 0.11 lower (0.39 lower to 0.17 higher)	⊕⊕⊕○ MODERATE	IMPORTANT

^a Downgraded by 1 increment if the majority of the evidence was at high risk of bias, and downgraded by 2 increments if the majority of the evidence was at very high risk of bias

1
2
3
4

5

Table 44: Clinical evidence profile: Psycho-educational: 1 visit compared to Usual care for palliative care

Quality assessment							No of patients		Effect		Quality	Importance
No of studies	Design	Risk of bias	Inconsistency	Indirectness	Imprecision	Other considerations	Psycho-educational: 1 visit	Usual care	Relative (95% CI)	Absolute		
Carer QoL: General Health Questionnaire (GHQ) (follow-up mean 1 weeks; range of scores: 0-36; Better indicated by lower values)												
1	randomised trials	very serious ^a	no serious inconsistency	no serious indirectness	no serious imprecision	none	29	81	-	MD 0.17 lower (0.8 lower to 0.46 higher)	⊕⊕⊕⊕ LOW	IMPORTANT
Carer QoL: General Health Questionnaire (GHQ) (follow-up median 26 weeks; Better indicated by lower values)												
1	randomised trials	Serious ^a	no serious inconsistency	no serious indirectness	Serious ^b	none	29	81	-	MD 0.43 lower (0.78 to 0.08 lower)	⊕⊕⊕⊕ LOW	IMPORTANT

^a Downgraded by 1 increment if the majority of the evidence was at high risk of bias, and downgraded by 2 increments if the majority of the evidence was at very high risk of bias
^b Downgraded by 1 increment if the confidence interval crossed one MID or by 2 increments if the confidence interval crossed both MIDs

Table 45: Clinical evidence profile: Pain management education compared to Usual care

Quality assessment							No of patients		Effect		Quality	Importance
No of studies	Design	Risk of bias	Inconsistency	Indirectness	Imprecision	Other considerations	Pain management education	Usual care	Relative (95% CI)	Absolute		
Patient QoL: FACT-G - physical (follow-up median 6 days; range of scores: 0-5; Better indicated by higher values)												
1	randomised trials	serious ^a	no serious inconsistency	no serious indirectness	serious ^b	none	28	28	-	MD 0.06 lower (0.45 lower to 0.33 higher)	⊕⊕⊕⊕ LOW	CRITICAL

Patient QoL: FACT-G - social (follow-up median 6 days; range of scores: 0-5; Better indicated by higher values)												
1	randomised trials	serious ^a	no serious inconsistency	no serious indirectness	serious ^b	none	28	28	-	MD 0.22 higher (0.05 lower to 0.49 higher)	⊕⊕⊕⊕ LOW	CRITICAL

^a Downgraded by 1 increment if the majority of the evidence was at high risk of bias, and downgraded by 2 increments if the majority of the evidence was at very high risk of bias

^b Downgraded by 1 increment if the confidence interval crossed one MID or by 2 increments if the confidence interval crossed both MIDs

Table 46: Clinical evidence profile: Psychological support: grief therapy compared to usual care

Quality assessment							No of patients		Effect		Quality	Importance
No of studies	Design	Risk of bias	Inconsistency	Indirectness	Imprecision	Other considerations	Psychological support: Grief Therapy	Usual care	Relative (95% CI)	Absolute		
Carer QoL: Depression (BDI) at 6 months (follow-up mean 13 months; range of scores: 0-63; Better indicated by lower values)												
1	randomised trials	very serious ^a	no serious inconsistency	no serious indirectness	no serious imprecision	none	154	94	-	MD 0.61 lower (1.77 lower to 0.55 higher)	⊕⊕⊕⊕ LOW	CRITICAL
Carer QoL: Depression (BDI) at 13 months (follow-up mean 13 months; range of scores: 0-63; Better indicated by lower values)												
1	randomised trials	very serious ^a	no serious inconsistency	no serious indirectness	no serious imprecision	none	148	83	-	MD 0.26 lower (1.44 lower to 0.92 higher)	⊕⊕⊕⊕ LOW	CRITICAL

^a Downgraded by 1 increment if the majority of the evidence was at high risk of bias, and downgraded by 2 increments if the majority of the evidence was at very high risk of bias

Table 47: Clinical evidence profile: Psychological support: 10 sessions vs Psychological support: 6 sessions for palliative care

Quality assessment							No of patients		Effect		Quality	Importance
No of	Design	Risk of	Inconsistency	Indirectness	Imprecision	Other	Psychological	Psychological	Relative	Absolute		

1
2
3
4
5
6
7

studies		bias				considerations	support: 10 sessions	support: 6 sessions	(95% CI)			
Carer QoL: Depression (BDI-II) (follow-up mean 6 months; range of scores: 0-63; Better indicated by lower values)												
1	randomised trials	very serious ^a	no serious inconsistency	no serious indirectness	no serious imprecision	none	122	121	-	MD 0.87 lower (2.93 lower to 1.19 higher)	⊕⊕⊕⊕ LOW	CRITICAL
Carer QoL: Depression (BDI-II) (follow-up mean 13 months; range of scores: 0-63; Better indicated by lower values)												
1	randomised trials	very serious ^a	no serious inconsistency	no serious indirectness	no serious imprecision	none	144	144	-	MD 2.24 lower (4.28 to 0.2 lower)	⊕⊕⊕⊕ LOW	CRITICAL
Carer QoL: Grief (CGI) (follow-up mean 6 months; range of scores: 0-52; Better indicated by lower values)												
1	randomised trials	very serious ^a	no serious inconsistency	no serious indirectness	no serious imprecision	none	122	121	-	MD 0.62 lower (2.52 lower to 1.28 higher)	⊕⊕⊕⊕ LOW	CRITICAL
Carer QoL: Grief (CGI) (follow-up mean 13 months; range of scores: 0-52; Better indicated by lower values)												
1	randomised trials	very serious ^a	no serious inconsistency	no serious indirectness	no serious imprecision	none	144	144	-	MD 1.59 lower (3.21 lower to 0.03 higher)	⊕⊕⊕⊕ LOW	CRITICAL

^a Downgraded by 1 increment if the majority of the evidence was at high risk of bias, and downgraded by 2 increments if the majority of the evidence was at very high risk of bias

Table 48: Clinical evidence profile: Psychological support: 10 sessions versus Usual care for palliative care

Quality assessment							No of patients		Effect		Quality	Importance
No of studies	Design	Risk of bias	Inconsistency	Indirectness	Imprecision	Other considerations	Psychological support: 10 sessions	Usual care	Relative (95% CI)	Absolute		
Carer QoL: Depression (BDI-II) (follow-up mean 6 months; range of scores: 0-63; Better indicated by lower values)												
1	randomised trials	very serious ^a	no serious inconsistency	no serious indirectness	no serious imprecision	none	122	81	-	MD 1.99 lower (4.73 lower to 0.75 higher)	⊕⊕⊕⊕	CRITICAL

												LOW	
Carer QoL: Depression (BDI-II) (follow-up mean 13 months; range of scores: 0-63; Better indicated by lower values)													
1	randomised trials	very serious ^a	no serious inconsistency	no serious indirectness	no serious imprecision	none	144	101	-	MD 1.48 lower (3.75 lower to 0.79 higher)	⊕⊕⊕⊕ LOW	CRITICAL	
Carer QoL: Grief (CGI) (follow-up mean 6 months; range of scores: 0-52; Better indicated by lower values)													
1	randomised trials	very serious ^a	no serious inconsistency	no serious indirectness	no serious imprecision	none	122	81	-	MD 1.2 lower (3.37 lower to 0.97 higher)	⊕⊕⊕⊕ LOW	CRITICAL	
Carer QoL: Grief (CGI) (follow-up mean 13 months; range of scores: 0-52; Better indicated by lower values)													
1	randomised trials	very serious ^a	no serious inconsistency	no serious indirectness	no serious imprecision	none	144	101	-	MD 0.76 lower (2.69 lower to 1.17 higher)	⊕⊕⊕⊕ LOW	CRITICAL	

^a Downgraded by 1 increment if the majority of the evidence was at high risk of bias, and downgraded by 2 increments if the majority of the evidence was at very high risk of bias

Table 49: Clinical evidence profile: Psychological support: 6 sessions versus Usual care for palliative care

Quality assessment							No of patients		Effect		Quality	Importance
No of studies	Design	Risk of bias	Inconsistency	Indirectness	Imprecision	Other considerations	Psychological support: 6 sessions	Usual care	Relative (95% CI)	Absolute		
Carer QoL: Depression (BDI-II) (follow-up mean 6 months; range of scores: 0-63; Better indicated by lower values)												
1	randomised trials	very serious ^a	no serious inconsistency	no serious indirectness	no serious imprecision	none	121	81	-	MD 1.12 lower (3.72 lower to 1.48 higher)	⊕⊕⊕⊕ LOW	CRITICAL
Carer QoL: Depression (BDI-II) (follow-up mean 13 months; Better indicated by lower values)												
1	randomised trials	very serious ^a	no serious inconsistency	no serious indirectness	no serious imprecision	none	144	101	-	MD 0.76 higher (1.62 lower to 3.14 higher)	⊕⊕⊕⊕ LOW	CRITICAL
Carer QoL: Grief (CGI) (follow-up mean 6 months; range of scores: 0-52; Better indicated by lower values)												

1	randomised trials	very serious ^a	no serious inconsistency	no serious indirectness	no serious imprecision	none	121	81	-	MD 0.58 lower (2.7 lower to 1.54 higher)	⊕⊕⊕⊕ LOW	CRITICAL
Carer QoL: Grief (CGI) (follow-up mean 13 months; range of scores: 0-52; Better indicated by lower values)												
1	randomised trials	very serious ^a	no serious inconsistency	no serious indirectness	no serious imprecision	none	144	101	-	MD 0.83 higher (1.1 lower to 2.76 higher)	⊕⊕⊕⊕ LOW	CRITICAL

^a Downgraded by 1 increment if the majority of the evidence was at high risk of bias, and downgraded by 2 increments if the majority of the evidence was at very high risk of bias

Table 50: Clinical evidence profile: Care plan compared to Usual care for palliative care

Quality assessment							No of patients		Effect		Quality	Importance
No of studies	Design	Risk of bias	Inconsistency	Indirectness	Imprecision	Other considerations	Care plan	Usual care	Relative (95% CI)	Absolute		
Carer quality of life (CQOL-C) (follow-up mean 8 weeks; range of scores: 0-140; Better indicated by higher values)												
1	randomised trials	very serious ^a	no serious inconsistency	no serious indirectness	no serious imprecision	none	38	42	-	MD 21.23 higher (12.48 to 29.98 higher)	⊕⊕⊕⊕ LOW	CRITICAL
Carer QoL: Depression anxiety stress scales (follow-up mean 8 weeks; Better indicated by lower values)												
1	randomised trials	very serious ^a	no serious inconsistency	no serious indirectness	serious ^b	none	38	42	-	MD 5.7 lower (8.84 to 2.56 lower)	⊕⊕⊕⊕ VERY LOW	CRITICAL
Carer satisfaction (social support) (follow-up mean 8 weeks; Better indicated by higher values)												
1	randomised trials	very serious ^a	no serious inconsistency	no serious indirectness	no serious imprecision	none	38	42	-	MD 5.44 higher (3.41 to 7.47 higher)	⊕⊕⊕⊕ LOW	IMPORTANT

^a Downgraded by 1 increment if the majority of the evidence was at high risk of bias, and downgraded by 2 increments if the majority of the evidence was at very high risk of bias

^b Downgraded by 1 increment if the confidence interval crossed one MID or by 2 increments if the confidence interval crossed both MIDs

1

2

3

4

5

4

5

6

Table 51: Clinical evidence profile: Emotional therapy compared to Usual care for palliative care

Quality assessment							No of patients		Effect		Quality	Importance
No of studies	Design	Risk of bias	Inconsistency	Indirectness	Imprecision	Other considerations	Emotional therapy	Usual care	Relative (95% CI)	Absolute		
QoL: Depression (BDI-II) (follow-up mean 3 months; range of scores: 0-63; Better indicated by lower values)												
1	randomised trials	very serious ^a	no serious inconsistency	no serious indirectness	very serious ^b	none	18	18	-	MD 1.56 higher (5.83 lower to 8.95 higher)	⊕000 VERY LOW	CRITICAL
QoL: Hopelessness (BHS) (follow-up mean 3 months; range of scores: 0-20; Better indicated by lower values)												
1	randomised trials	very serious ^a	no serious inconsistency	no serious indirectness	serious ^b	none	18	18	-	MD 1.17 higher (2.69 lower to 5.03 higher)	⊕000 VERY LOW	CRITICAL
Carer QoL: Depression (BDI-II) (follow-up mean 3 months; range of scores: 0-63; Better indicated by lower values)												
1	randomised trials	very serious ^a	no serious inconsistency	no serious indirectness	serious ^b	none	18	18	-	MD 3.66 higher (1.38 lower to 8.7 higher)	⊕000 VERY LOW	CRITICAL
Carer QoL: Hopelessness (BHS) (follow-up mean 3 months; range of scores: 0-20; Better indicated by lower values)												
1	randomised trials	very serious ^a	no serious inconsistency	no serious indirectness	serious ^b	none	18	18	-	MD 1.55 higher (1.53 lower to 4.63 higher)	⊕000 VERY LOW	CRITICAL
Carer QoL: Burden (time subscale) (follow-up mean 3 months; range of scores: 1-70; Better indicated by lower values)												
1	randomised trials	serious ^a	no serious inconsistency	no serious indirectness	very serious ^b	none	18	18	-	MD 0.12 lower (0.94 lower to 0.7 higher)	⊕000 VERY LOW	CRITICAL
Carer QoL: Burden (difficulty subscale) (follow-up mean 3 months; range of scores: 1-70; Better indicated by lower values)												
1	randomised trials	serious ^a	no serious inconsistency	no serious indirectness	very serious ^b	none	18	18	-	MD 0.14 lower (0.77 lower to 0.49 higher)	⊕000 VERY LOW	CRITICAL

												LOW	
--	--	--	--	--	--	--	--	--	--	--	--	-----	--

^a Downgraded by 1 increment if the majority of the evidence was at high risk of bias, and downgraded by 2 increments if the majority of the evidence was at very high risk of bias

^b Downgraded by 1 increment if the confidence interval crossed one MID or by 2 increments if the confidence interval crossed both MIDs

Table 52: Clinical evidence profile: Carer respite compared to Usual care for palliative care

Quality assessment							No of patients		Effect		Quality	Importance
No of studies	Design	Risk of bias	Inconsistency	Indirectness	Imprecision	Other considerations	Carer respite	Usual care	Relative (95% CI)	Absolute		
Carer quality of life (CQOL-C) (follow-up mean 30 days; Better indicated by lower values)												
1	randomised trials	serious ^a	no serious inconsistency	no serious indirectness	serious ^b	none	32	40	-	MD 0.06 lower (0.24 lower to 0.12 higher)	⊕⊕⊕⊕ LOW	CRITICAL
Carer QoL: Burden (patient symptoms) (follow-up mean 30 days; Better indicated by lower values)												
1	randomised trials	serious ^a	no serious inconsistency	no serious indirectness	serious ^b	none	32	40	-	MD 0.13 higher (0.03 lower to 0.29 higher)	⊕⊕⊕⊕ LOW	CRITICAL
Carer QoL: Burden (task) (follow-up mean 30 days; Better indicated by lower values)												
1	randomised trials	serious ^a	no serious inconsistency	no serious indirectness	serious ^b	none	32	40	-	MD 0.01 higher (0.01 lower to 0.03 higher)	⊕⊕⊕⊕ LOW	CRITICAL

^a Downgraded by 1 increment if the majority of the evidence was at high risk of bias, and downgraded by 2 increments if the majority of the evidence was at very high risk of bias

^b Downgraded by 1 increment if the confidence interval crossed one MID or by 2 increments if the confidence interval crossed both MIDs

Table 53: Clinical evidence profile: Carer Education compared to Usual care for palliative care

Quality assessment							No of patients		Effect		Quality	Importance
--------------------	--	--	--	--	--	--	----------------	--	--------	--	---------	------------

No of studies	Design	Risk of bias	Inconsistency	Indirectness	Imprecision	Other considerations	Education	Usual care	Relative (95% CI)	Absolute		
Carer quality of life (CQOL-C) (follow-up mean 30 days; Better indicated by lower values)												
1	randomised trials	serious ^a	no serious inconsistency	no serious indirectness	serious ^b	none	31	40	-	MD 0.1 higher (0 to 0.19 higher)	⊕⊕⊕⊕ LOW	CRITICAL
Carer QoL: Burden (patient symptoms) (follow-up mean 30 days; Better indicated by lower values)												
1	randomised trials	serious ^a	no serious inconsistency	no serious indirectness	serious ^b	none	31	40	-	MD 0.14 lower (0.22 to 0.06 lower)	⊕⊕⊕⊕ LOW	CRITICAL
Carer QoL: Burden (task) (follow-up mean 30 days; Better indicated by lower values)												
1	randomised trials	serious ^a	no serious inconsistency	no serious indirectness	serious ^b	none	31	40	-	MD 0.02 higher (0 to 0.04 higher)	⊕⊕⊕⊕ LOW	CRITICAL

^a Downgraded by 1 increment if the majority of the evidence was at high risk of bias, and downgraded by 2 increments if the majority of the evidence was at very high risk of bias

^b Downgraded by 1 increment if the confidence interval crossed one MID or by 2 increments if the confidence interval crossed both MIDs

Table 54: Clinical evidence profile: Combined care compared to Usual care for palliative care

Quality assessment							No of patients		Effect		Quality	Importance
No of studies	Design	Risk of bias	Inconsistency	Indirectness	Imprecision	Other considerations	Combined care	Usual care	Relative (95% CI)	Absolute		
QoL: Death anxiety (follow-up mean 4 weeks; range of scores: 15-75; Better indicated by lower values)												
1	randomised trials	serious ^a	no serious inconsistency	no serious indirectness	no serious imprecision	none	16	16	-	MD 56.56 lower (57.57 to 55.55 lower)	⊕⊕⊕⊕ MODERATE	CRITICAL
QoL: Distress (K10) (follow-up mean 4 weeks; range of scores: 10-50; Better indicated by lower values)												
1	randomised	serious ^a	no serious	no serious	no serious	none	16	16	-	MD 35.06 lower (36.38	⊕⊕⊕⊕	CRITICAL

	trials		inconsistency	indirectness	imprecision						to 33.74 lower)	MODERATE	
Carer QoL: Death anxiety (follow-up mean 4 weeks; range of scores: 15-75; Better indicated by lower values)													
1	randomised trials	serious ^a	no serious inconsistency	no serious indirectness	no serious imprecision	none	26	26	-	MD 56.53 lower (57.36 to 55.7 lower)	⊕⊕⊕○ MODERATE	CRITICAL	
QoL: Distress (K10) (follow-up mean 4 weeks; range of scores: 10-50; Better indicated by lower values)													
1	randomised trials	serious ^a	no serious inconsistency	no serious indirectness	no serious imprecision	none	26	26	-	MD 36.31 lower (37.42 to 35.2 lower)	⊕⊕⊕○ MODERATE	CRITICAL	

^a Downgraded by 1 increment if the majority of the evidence was at high risk of bias, and downgraded by 2 increments if the majority of the evidence was at very high risk of bias

Table 55: Clinical evidence profile: Education compared to Usual care for palliative care

Quality assessment							No of patients		Effect		Quality	Importance
No of studies	Design	Risk of bias	Inconsistency	Indirectness	Imprecision	Other considerations	Education	Usual care	Relative (95% CI)	Absolute		
Carer QoL: Depression (follow-up mean 3 months; range of scores: 0-27; Better indicated by lower values)												
1	randomised trials	serious ^a	no serious inconsistency	no serious indirectness	serious ^b	none	47	39	-	MD 0.7 higher (0.88 lower to 2.28 higher)	⊕⊕○○ LOW	CRITICAL
Carer QoL: Depression (follow-up mean 6 months; range of scores: 0-27; Better indicated by lower values)												
1	randomised trials	serious ^a	no serious inconsistency	no serious indirectness	serious ^b	none	47	39	-	MD 0.7 lower (2.44 lower to 1.04 higher)	⊕⊕○○ LOW	CRITICAL
Carer satisfaction (life) (follow-up mean 3 months; range of scores: 5-25; Better indicated by higher values)												
1	randomised trials	serious ^a	no serious inconsistency	no serious indirectness	serious ^b	none	45	36	-	MD 0.9 lower (3.26 lower to 1.46 higher)	⊕⊕○○ LOW	IMPORTANT
Carer satisfaction (life) (follow-up mean 6 months; range of scores: 5-25; Better indicated by higher values)												

1	randomised trials	serious ^a	no serious inconsistency	no serious indirectness	serious ^b	none	45	36	-	MD 0.6 lower (3.12 lower to 1.92 higher)	⊕⊕⊕⊕ LOW	IMPORTANT
Satisfaction (care) (follow-up mean 3 months; range of scores: 0-42; Better indicated by higher values)												
1	randomised trials	serious ^a	no serious inconsistency	no serious indirectness	serious ^b	none	45	36	-	MD 0.4 lower (3.2 lower to 2.4 higher)	⊕⊕⊕⊕ LOW	IMPORTANT
Satisfaction (care) (follow-up mean 6 months; range of scores: 0-42; Better indicated by higher values)												
1	randomised trials	serious ^a	no serious inconsistency	no serious indirectness	serious ^b	none	45	36	-	MD 2.6 higher (1.2 lower to 6.4 higher)	⊕⊕⊕⊕ LOW	IMPORTANT

^a Downgraded by 1 increment if the majority of the evidence was at high risk of bias, and downgraded by 2 increments if the majority of the evidence was at very high risk of bias

^b Downgraded by 1 increment if the confidence interval crossed one MID or by 2 increments if the confidence interval crossed both MIDs

Table 56: Clinical evidence profile: Needs assessment compared to Usual care for palliative care

Quality assessment							No of patients		Effect		Quality	Importance
No of studies	Design	Risk of bias	Inconsistency	Indirectness	Imprecision	Other considerations	Needs assessment	Usual care	Relative (95% CI)	Absolute		
Quality of life (CQOL-C) (follow-up mean 12 weeks; range of scores: 0-140; Better indicated by lower values)												
1	randomised trials	serious ^a	no serious inconsistency	no serious indirectness	serious ^b	none	64	52	-	MD 3 higher (4.5 lower to 10.5 higher)	⊕⊕⊕⊕ LOW	CRITICAL
General Health Questionnaire (GHQ) (follow-up mean 12 weeks; range of scores: 0-36; Better indicated by lower values)												
1	randomised trials	serious ^a	no serious inconsistency	no serious indirectness	serious ^b	none	69	54	-	MD 0.4 lower (3.1 lower to 2.3 higher)	⊕⊕⊕⊕ LOW	CRITICAL

¹ Downgraded by 1 increment if the majority of the evidence was at high risk of bias, and downgraded by 2 increments if the majority of the evidence was at very high risk of bias

² Downgraded by 1 increment if the confidence interval crossed one MID or by 2 increments if the confidence interval crossed both MIDs

1

2

3

4

5

6

5

6

7

Appendix G: Health economic evidence tables

Study	Pham 2014 ²¹⁸			
Study details	Population & interventions	Costs	Health outcomes	Cost effectiveness
<p>Economic analysis: CUA(a)</p> <p>Study design: Probabilistic decision analytic markov model (microsimulation)</p> <p>Approach to analysis: Each intervention was compared to usual care as the interventions were not considered mutually exclusive; could be used in combination to improve the quality of EOL care. Pathways generated (with associated health outcomes and costs) for each patient in cohort (microsimulation) and averages derived from sum of simulated data. Markov model used to simulate patterns of EOL care; related health care utilisation and recurrent events experienced (for example, ED visits, hospital admissions). 1-day cycle length with</p>	<p>Population: A cohort of Ontarian decedents (average age 72, approx. 50% female) and their primary informal caregivers (average age 56, approx. 68% female)</p> <p>Intervention 1: Usual care (see Table 57)</p> <p>Intervention 2: PTC: In-home (see Table 57)</p> <p>Intervention 3: PTC: Inpatient (see Table 57)</p> <p>Intervention 4: PTC: Comprehensive (see Table 57)</p> <p>Intervention 5: PCPDs: Identifying LTC residents with EoL goals and preferences for EPC (see Table 57)</p> <p>Intervention 6: PCPDs: Ethics consultation for ICU patients with treatment conflicts (see Table 57)</p>	<p>Total costs (mean per patient):</p> <p>Intervention 1: £28,065 Intervention 2: £25,588 Intervention 3: £27,145 Intervention 4: £28,360 Intervention 5: £28,051 Intervention 6: £28,018 Intervention 7: £28,096 Intervention 8: £30,733 Intervention 9: £28,175</p> <p>Incremental (2-1): saves £2,477 Incremental (3-1): saves £920 Incremental (4-1): £295 Incremental (5-1): saves £15 Incremental (6-1): saves £48 Incremental (7-1): £31 Incremental (8-1): £2,668 Incremental (9-1): £110 (95% CI: NR; p=NR)</p> <p>Currency & cost year: 2013 Canadian dollars (presented here as 2013</p>	<p>QALDs (mean total of patient and caregiver):</p> <p>Intervention 1: 518.53 Intervention 2: 519.00 Intervention 3: 518.80 Intervention 4: 521.18 Intervention 5: 518.54 Intervention 6: 518.63 Intervention 7: 519.02 Intervention 8: 522.16 Intervention 9: 519.35</p> <p>Incremental (2-1): 0.47 Incremental (3-1): 0.27 Incremental (4-1): 2.65 Incremental (5-1): 0.01 Incremental (6-1): 0.10 Incremental (7-1): 0.49 Incremental (8-1): 3.63 Incremental (9-1): 0.82 (95% CI: NR; p=NR)</p>	<p>ICER (Intervention 2 versus Intervention 1): Dominant 95% CI: NR</p> <p>ICER (Intervention 3 versus Intervention 1): Dominant 95% CI: NR</p> <p>ICER (Intervention 4 versus Intervention 1): £40,632.49 per QALY gained 95% CI: NR</p> <p>ICER (Intervention 5 versus Intervention 1): Dominant 95% CI: NR</p> <p>ICER (Intervention 6 versus Intervention 1): Dominant 95% CI: NR</p> <p>ICER (Intervention 7 versus Intervention 1): £23,092.97 per QALY gained 95% CI: NR</p> <p>ICER (Intervention 8 versus Intervention 1): £268,270.12 per QALY gained 95% CI: NR</p> <p>ICER (Intervention 9 versus Intervention 1):</p>

Study	Pham 2014 ²¹⁸			
<p>simulation starting at 1st day of last year of life, tracking daily events for the following 365 days. Model accounted for a proportion of patients who were designated with a palliative prognosis before last year of life. On any day, simulated patients could begin receiving home care services, be admitted to LTC, visit the ED, or be admitted to hospital. Simulated patients with a palliative prognosis could receive a combination of acute or palliative services at home, in LTC, or in hospital. All decedents assumed to die on the 365th day. Perspective: Ontario Ministry of Health and Long-Term Care</p> <p>Time horizon/Follow-up 1 year</p> <p>Discounting: Costs: 0%; Outcomes: 0% (Time horizon 1-year)</p>	<p>Intervention 7: PCPDs: Improving family conferences for relatives of patients dying in the ICU (see Table 57)</p> <p>Intervention 8: Multicomponent psycho-educational interventions for patients and families (see Table 57)</p> <p>Intervention 9: Supportive interventions for informal caregivers (see Table 57)</p>	<p>UK pounds(b))</p> <p>Cost components incorporated:</p> <p>Time specific daily healthcare costs in the last year of life (ED visit, Hospital care, Home care, LTC, Rehabilitation, Outpatient visit, Physician, Drugs/devices, other); Other daily healthcare costs in the last year of life (ICU stay, CCC stay, Non-home hospice stay, ALC, PWC stay); resources required to deliver the interventions and their associated costs.</p>		<p>£48,965.06 per QALY gained 95% CI: NR</p> <p>Analysis of uncertainty: A number of probabilistic and one-way sensitivity analyses conducted to explore key sources of variability and uncertainty in the simulated model. Model calibration (via visual inspection) was performed to ensure model projections were consistent with observed data for the HQO ICES and OHRI ICES cohorts.</p> <p>The sensitivity analysis found that the results were uncertain for interventions 2, 3, 4, 5, 6, 7, 8 and 9 and might change with additional data.</p>
Data sources				
<p>Data was obtained from two EoL cohorts for tracked patterns of care and health care resource utilisation in 12 months before death from linked administration databases at ICES. One cohort consisted of 265,284 Ontario decedents from January 1 2007 to December 31 2009 referred to as the HQO ICES cohort. The other cohort consisted of 175,478 Ontarian decedents from April 1 2010 to March 31 2012, referred to as the OHRI ICES cohort.</p>				

Study	Pham 2014 ²¹⁸
	<p>Health outcomes: Natural history (proportion of patients with a palliative prognosis) was derived using the OHRI ICES summary data. Summary data from the ICES cohorts were used to quantify patterns of EoL care practice in Ontario. Usual care included some provision of services related to the intervention strategies. Monthly data from the HQO ICES cohort were used to estimate daily transition rates. Effectiveness evidence for in-home palliative care team was derived from an RCT comparing the intervention to a control group, in the analysis this was assumed to be the same as the usual care strategy. For all interventions the summary estimates of effectiveness were derived using data from RCTs obtained through SRs of the literature; where appropriate pooled effects were calculated using a random effects approach. Quality-of-life weights: Pooled effect size from 3 RCTs using HRQOL scale specific to EOL (Functional Assessment of Chronic Illness Therapy – Spiritual Well-Being, scale) was estimated for comprehensive palliative care team. Assumption was made that generic instruments (EQ-5D) would be less responsive by a relative reduction of 0.8 therefore effect size was converted by multiplying by the reduction factor. Absolute QALY weight change scores were estimated by multiplying by an assumed standard deviation of 0.18. The absolute QALY weight change score was applied to the QALY weights of patients with a palliative prognosis during their hospital days and post discharge days. Duration effect of QALY weight change scores was three months; as summary data for HQO ICES cohort indicated patients were identified with a palliative prognosis approximately 3 months prior to death. Literature searches conducted to obtain decrements in QALY weights for patients with acute conditions that required ED visits, hospital days, ICU days. QALY weight decrements also estimated for caregivers. Cost sources: HQO ICES cohort was used to calculate the time specific healthcare costs in the last year of life. A combination of sources including data from the HQO ICES cohort, input from a local CCC facility and the central east residential hospice working group were used to cost the other daily costs in the last year of life. A combination of sources including data from 11 teams in Ontario (Lukas et. al 2013), HQO expert panel, published inputs and inputs from 6 RCTs included in a systematic review were used to estimate the resource use required for the included interventions. Unit costs of staff sourced from CFNU, CIHI and expert opinion.</p>
	<p>Comments</p> <p>Source of funding: Health Quality Ontario Applicability: Not a UK study therefore study population and costs not directly appropriate. Not all the interventions in the model are appropriate for the guideline, Limitations: Model assumes that last year of life is known which does not reflect reality. Model assumes that interventions do not affect survival time which does not reflect reality. Model assumes that a palliative prognosis can be determined by resource use of patients therefore doesn't account for patients with a terminal illness who do not receive EOL care services in the last year of life, it is not clear how this effects the cost effectiveness results. Cost effectiveness results for in-home palliative care are subject to EOL care in the control group of the RCT study being the same as the usual care strategy; this is unlikely to be true. The model does not explicitly take into account that some of the interventions are currently provided as part of usual care therefore it is likely that the treatment effects are overestimated. Estimating the intervention effect on HRQOL as well as decrements in QALY weights through downstream resource use risks the possibility of double counting. Other:</p> <p>Overall applicability: Partially applicable^(c) Overall quality: Potentially serious limitations^(d)</p>

Abbreviations: ALC: alternate level of care; CCC: complex continuing care; CFNU: Canadian Federation of Nurses Unions; CIHI: Canadian Institute for Health Information; CEA: cost-effectiveness analysis; 95% CI: 95% confidence interval; CUA: cost-utility analysis; da: deterministic analysis; ED: emergency department; EOL: end of life; EQ-5D: EuroQoL 5 dimensions (scale: 0.0 [death] to 1.0 [full health], negative values mean worse than death); EPC: early palliative care; HQO: Health quality Ontario; ICER: incremental cost-effectiveness ratio; ICES: Institute for Clinical Evaluative Sciences; ICU: intensive care unit; LTC: Long term care; NR: not reported; OHRI: Ottawa hospital research institute; pa: probabilistic analysis; QALD: quality-adjusted life day; QALYs: quality-adjusted life years; PCPDs: patient care planning decisions; PCT: palliative care team; PCW: palliative care ward.

(a) The primary analysis in the study was a CEA and the CUA was conducted as a sensitivity analysis. Only the CUA has been extracted as considered most relevant according to the NICE reference case.

(b) Converted using 2013 purchasing power parities²⁰⁹

(c) *Directly applicable / Partially applicable / Not applicable*
 (d) *Minor limitations / Potentially serious limitations / Very serious limitations*

Table 57: Interventions, subgroups and timing of intervention strategies

Intervention	Description	Subgroup	Timing of Intervention
Usual Care	Current patterns of EoL care; decedents were identified with a palliative prognosis if they received at least 1 palliative care service (e.g., physician billing for palliative consultation)	All decedents (with and without a palliative prognosis in their last year of life); the former received additional interventions listed below	Current patterns of EoL care observed from linked health administrative databases at ICES
Palliative care team			
PTC: In-home	An inter-professional core team that coordinates and delivers palliative services in the home, including the patient and family, a physician, nurse, social worker, and other team members (e.g., a bioethicist, a chaplain)	Decedents with a palliative prognosis who received home care	When a palliative prognosis is detected in a decedent receiving home care
PTC: Inpatient	A team that includes a palliative care physician, a nurse, a hospital social worker, and a chaplain. The team assesses the needs of patients with respect to symptom management, psychosocial and spiritual support, and EoL care planning, and provides care and support for patients and informal caregivers	Decedents with a palliative prognosis who received inpatient care	When a palliative prognosis is detected in a decedent receiving hospital care
PTC: Comprehensive	A team with an outpatient clinic and an inpatient consultant team. The core intervention includes consultation and follow-up in the clinic by a physician and a nurse. The team communicates with family physicians. Home care physicians	Decedents with a palliative prognosis who received home care or inpatient care	When a palliative prognosis is detected in a decedent receiving home care or hospital care

Intervention	Description	Subgroup	Timing of Intervention
	from the team provide back-up support to family physicians doing house calls or direct care		
Patient care planning decisions			
PCPDs: Identifying LTC residents with EoL goals and preferences for EPC	A structured interview is used to identify LTC residents with a palliative prognosis. Residents' physicians are notified and asked to authorize a visit by a member of an in-home palliative care team	Decedents with a palliative prognosis in LTC	When a palliative prognosis is detected in a LTC resident
PCPDs: Ethics consultation for ICU patients with treatment conflicts	ICU nurses identify ICU patients with treatment conflicts that could lead to incompatible courses of action. An ethics consultant discusses the conflicts in easily understood ethical terms with the involved parties (e.g., patients, family, attending physicians), facilitates communication, and explores ways to address and resolve the conflicts	Decedents admitted to ICU in the last month of life	When treatment conflicts are identified by ICU nurses
PCPDs: Improving Family conferences for relatives of patients dying in the ICU	A proactive EoL conference involving the ICU team members caring for the patient and family and a brochure to facilitate communication during the conference. The aim of the family conference is to lessen the effects of bereavement for caregivers	Decedents in the ICU and their families	Last ICU stay
Educational Interventions for Patients and Caregivers			
Multicomponent psycho-educational interventions for patients and families	Education is delivered by APNs with palliative care specialty training. The APNs conduct 4 initial	Decedents with a palliative prognosis and their families	When a palliative prognosis is detected

Intervention	Description	Subgroup	Timing of Intervention
	structured educational and problem-solving sessions by phone with the patient and caregiver. The educational approach is designed to encourage patient activation, self-management, and empowerment. The APNs also conduct monthly telephone follow-up until the patient dies		
Supportive Interventions for Informal Caregivers			
Supportive interventions for Informal caregivers	Direct support for caregivers (e.g., breaks from caregiving), increasing coping skills (e.g., by providing programs that develop problem-solving) and enhancing well-being (e.g., by providing counselling, relaxation or psychotherapy)	Caregivers of decedents with a palliative prognosis	When a palliative prognosis is detected

Appendix H: Excluded studies

H.1 Excluded clinical studies

Table 58: Studies excluded from the clinical review

Reference	Reason for exclusion
Abernethy 2008 ¹	Inappropriate study design
Addington-Hall 1992 ²	Inappropriate intervention
Agar 2008 ³	Inappropriate study design
Ahrens 2005 ⁴	Inappropriate study design
Allen 2008 ⁶	Not review population
Anonymous 1998 ⁷	Inappropriate study design
Aoun 2005 ¹⁰	Inappropriate study design
Aoun 2015 ⁹	Inappropriate study design
Aoun 2015 ⁸	Inappropriate study design
Ayalon 2012 ¹¹	Inappropriate comparison
Bailey 2007 ¹³	Inappropriate population; inappropriate study design
Bainbridge 2009 ¹⁴	Inappropriate study design
Baird-Bower 2016 ¹⁵	Inappropriate study design
Bakitas 2004 ¹⁸	Inappropriate study design
Bakitas 2009 ¹⁷	Inappropriate intervention
Bakitas 2015 ¹⁹	Inappropriate intervention
Bakitas 2017 ¹⁶	No relevant outcomes
Barrett 2009 ²⁰	Inappropriate study design
Beck-Friis 1993 ²¹	Inappropriate study design
Bee 2009 ²²	Inappropriate study design
Bell 2010 ²³	Inappropriate comparison
Bird 2016 ²⁴	Inappropriate study design
Borneman 2015 ²⁵	Inappropriate study design
Borneman 2015 ²⁶	Inappropriate comparison
Bowman 2009 ²⁷	Inappropriate study design
Braun 2006 ²⁸	Inappropriate study design
Brazil 2003 ³⁰	Inappropriate study design
Brazil 2005 ²⁹	Inappropriate study design
Bristowe 2015 ³¹	Inappropriate study design
Brumley 2007 ³²	Inappropriate intervention
Bryson 2010 ³³	Inappropriate study design
Burns 2010 ³⁵	Inappropriate study design
Burns 2013 ³⁴	Inappropriate study design
Byrne 2013 ³⁶	Inappropriate study design
Cagle 2017 ³⁷	Inappropriate study design

Reference	Reason for exclusion
Campbell 2005 ³⁸	Inappropriate study design
Campbell 2015 ³⁹	Not review population
Candy 2011 ⁴⁰	Systematic review included studies checked
Carduff 2016 ⁴¹	Inappropriate study design
Carlebach 2010 ⁴³	Inappropriate study design
Carter 2006 ⁴⁴	Inappropriate study design
Caswell 2017 ⁴⁵	Inappropriate study design
Chang 1992 ⁴⁷	Inappropriate study design
Chi 2015 ⁴⁸	Not review population
Chi 2016 ⁴⁹	Systematic review not relevant PICO
Chiu 1997 ⁵¹	Inappropriate study design
Choi 2010 ⁵²	Not review population
Christakis 2003 ⁵³	No relevant outcome
Claxton-Oldfield 2015 ⁵⁵	Inappropriate study design
Clayton 2007 ⁵⁶	Inappropriate comparison
Collins 2011 ⁵⁷	Inappropriate study design
Connell 2011 ⁵⁸	Inappropriate study design
Cruz-Oliver 2016 ⁵⁹	Inappropriate study design
Curtis 2005 ⁶⁰	Inappropriate study design
Dal Santo 2007 ⁶²	Not review population
Davis 2010 ⁶³	Inappropriate study design
Davis 2011 ⁶⁵	Not review population
Davis 2016 ⁶⁴	Inappropriate study design
Demiris 2005 ⁶⁷	Inappropriate study design
Demiris 2008 ⁶⁶	Not review population
Dias 2008 ⁷⁰	Not review population
Docherty 2008 ⁷³	Inappropriate study design
Donath 2009 ⁷⁴	No relevant outcome
Donovan 2011 ⁷⁵	Inappropriate comparison
Douglas 2014 ⁷⁶	Inappropriate study design
Dracup 1997 ⁷⁷	Not review population
Droes 2000 ⁷⁹	Not review population
Dröes 2004 ⁷⁸	Not review population
DuBenske 2013 ⁸⁰	Duplicate
Easom 2013 ⁸²	Inappropriate study design
Empeno 2011 ⁸³	Inappropriate study design
Empeno 2013 ⁸⁴	Not review population
Engelhardt 2009 ⁸⁵	Inappropriate study design
Ewing 2013 ⁸⁶	Inappropriate study design
Ferre-Grau 2014 ⁸⁷	Inappropriate study design

Reference	Reason for exclusion
Ferrell 1995 ⁸⁸	Inappropriate study design
Fetherstonhaugh 2017 ⁸⁹	Inappropriate study design
Flanagan-Kaminsky 2013 ⁹⁰	Inappropriate study design
Fridriksdottir 2006 ⁹¹	Inappropriate study design
Fukui 2003 ⁹³	No relevant outcome
Fukui 2013 ⁹²	Inappropriate study design
Fusco-Karmann 1994 ⁹⁴	Inappropriate study design
Garland 2009 ⁹⁵	Inappropriate study design
Gaugler 2008 ⁹⁶	Not review population
Godkin 1983 ⁹⁷	Inappropriate study design
Golder 2008 ⁹⁸	Inappropriate study design
Gomes 2006 ¹⁰⁰	No relevant outcome
Gomes 2013 ⁹⁹	Systematic review not relevant PICO
Gomez-Batiste 2011 ¹⁰¹	Inappropriate study design
Gomez-Batiste 2017 ¹⁰²	Inappropriate study design
Gralow 1995 ¹⁰³	Inappropriate study design
Grande 2009 ¹⁰⁴	Inappropriate study design
Grande 2012 ¹⁰⁶	Not review population
Grande 2015 ¹⁰⁵	Inappropriate study design
Greene 1987 ¹⁰⁸	Not review population
Greene 2012 ¹⁰⁷	Inappropriate study design
Greer 1986 ¹⁰⁹	Inappropriate study design
Guerriere 2016 ¹¹⁰	Inappropriate comparison
Gustafson 2013 ¹¹¹	No relevant outcome
Haley 2008 ¹¹²	Not review population
Hall 2014 ¹¹³	Inappropriate study design
Hannon 2012 ¹¹⁴	Inappropriate study design
Hanson 2000 ¹¹⁵	Not review population
Harding 2002 ¹¹⁸	Inappropriate study design
Harding 2003 ¹¹⁶	Inappropriate study design
Harding 2004 ¹¹⁷	Inappropriate study design
Harding 2012 ¹¹⁹	Inappropriate study design
Hatton 2003 ¹²⁰	Inappropriate study design
Hauser 2004 ¹²¹	Inappropriate study design
Hayes 1999 ¹²²	Inappropriate study design
Healy 2013 ¹²³	Inappropriate study design
Hebert 2009 ¹²⁴	Inappropriate study design
Hecht 2003 ¹²⁵	Inappropriate study design
Hendrix 2009 ¹²⁷	Inappropriate study design
Hendrix 2013 ¹²⁶	Not review population

Reference	Reason for exclusion
Henriksson 2013 ¹²⁸	Not review population
Hess 1999 ¹²⁹	Inappropriate study design
Holdsworth 2015 ¹³⁰	Inappropriate intervention
Horey 2015 ¹³¹	Not review population
Horton 2013 ¹³²	Inappropriate study design
Hudson 2003 ¹³³	Inappropriate study design
Hudson 2004 ¹³⁴	Inappropriate study design
Hudson 2008 ¹³⁶	Inappropriate study design
Hudson 2009 ¹³⁸	Inappropriate study design
Hudson 2009 ¹³⁷	Inappropriate study design
Hudson 2010 ¹⁴²	Study data not reported
Hudson 2010 ¹⁴³	Inappropriate study design
Hudson 2012 ¹⁴⁴	Inappropriate study design
Hudson 2016 ¹³⁵	No relevant outcome
Hulbert 2006 ¹⁴⁵	Inappropriate comparison
Hwang 2009 ¹⁴⁶	Inappropriate study design
Ingleton 2003 ¹⁴⁷	Not review population
Jack 2013 ¹⁴⁸	Inappropriate study design. Not review population
Jegermalm 2002 ¹⁴⁹	Not review population
Jensen 2015 ¹⁵⁰	Not review population
Jezewski 1998 ¹⁵¹	Not review population
Joanna Briggs 2012 ¹⁵²	Inappropriate study design
Johnson 1988 ¹⁵³	Inappropriate study design
Johnson 1989 ¹⁵⁴	Inappropriate study design
Joling 2015 ¹⁵⁵	Not review population
Juarez 2008 ¹⁵⁶	Inappropriate study design
Judge 2011 ¹⁵⁷	Inappropriate study design
Kanacki 2012 ¹⁵⁸	Inappropriate study design
Kane 1984 ¹⁵⁹	Inappropriate intervention
Khan Joad 2011 ¹⁶¹	Inappropriate study design
King 2005 ¹⁶²	Not review population
Kissane 2015 ¹⁶³	Inappropriate study design: abstract only
Knight 1993 ¹⁶⁶	Not review population
Kosloski 1993 ¹⁶⁷	Not review population
Kwak 2007 ¹⁶⁸	Inappropriate study design
Lecouturier 1999 ¹⁶⁹	Inappropriate study design
Lee 2007 ¹⁷⁰	Inappropriate study design
Lee 2016 ¹⁷¹	Inappropriate study design
Lee 2017 ¹⁷²	Inappropriate comparison
Leong 2001 ¹⁷³	Inappropriate study design

Reference	Reason for exclusion
Linsk 1988 ¹⁷⁵	Not review population
Livingston 2014 ¹⁷⁶	Not review population
Longacre 2013 ¹⁷⁷	Inappropriate study design
Lorenz 2008 ¹⁷⁸	Inappropriate intervention
Luker 2015 ¹⁷⁹	Inappropriate study design
Lyon 2009 ¹⁸⁰	Not review population
Magnusson 2005 ¹⁸¹	Not review population
Mason 2007 ¹⁸²	Not review population
May 2016 ¹⁸³	Inappropriate study design
McMillan 1994 ¹⁸⁷	Not review population
McMillan 1996 ¹⁸⁵	Inappropriate study design
McMillan 2005 ¹⁸⁶	Inappropriate study design
McNamara 2010 ¹⁸⁹	Inappropriate study design
Mittelman 2007 ¹⁹⁰	Not review population
Miyashita 2009 ¹⁹¹	Inappropriate study design
Montgomery 1989 ¹⁹²	Not review population
Morris 2015 ¹⁹³	Inappropriate study design
Mystakidou 2013 ¹⁹⁴	Inappropriate study design
Newcomer 2012 ¹⁹⁶	Inappropriate study design
Ng 2009 ¹⁹⁷	Inappropriate study design
Norris 2007 ¹⁹⁸	Inappropriate study design
Northouse 2005 ¹⁹⁹	Not review population
Northouse 2007 ²⁰⁰	Not review population
O'Brien 2012 ²⁰¹	Inappropriate study design
Oh 2017 ²⁰⁶	Not review population
O'Hara 2010 ²⁰²	No relevant outcome
Oliver 2009 ²⁰⁷	Inappropriate study design
O'Malley 1996 ²⁰³	Inappropriate study design
O'Sullivan 2009 ²⁰⁴	Inappropriate study design
Otani 2014 ²¹⁰	Inappropriate study design
Park 2008 ²¹²	Inappropriate study design
Park 2010 ²¹¹	Inappropriate comparison
Parker Oliver 2010 ²¹⁴	Inappropriate study design
Parker Oliver 2016 ²¹³	Not review population
Pecora 1985 ²¹⁵	Not review population
Peeters 2010 ²¹⁶	Inappropriate study design
Pfeiffer 2017 ²¹⁷	Inappropriate study design
Phipps 2004 ²¹⁹	Inappropriate study design
Phipps 2013 ²²⁰	Inappropriate study design
Piamjariyakul 2013 ²²¹	Inappropriate study design

Reference	Reason for exclusion
Pinquart 2006 ²²²	Inappropriate study design
Pottie 2014 ²²³	Inappropriate study design
Powell 2008 ²²⁴	Inappropriate study design
Prick 2016 ²²⁵	Not review population
Ratkowski 2015 ²²⁶	Inappropriate study design
Rognlie 1988 ²²⁸	Not review population
Rosell-Murphy 2015 ²²⁹	Inappropriate study design
Rowe 2013 ²³⁰	Inappropriate study design
Salisbury 1999 ²³¹	Inappropriate comparison
Sautter 2014 ²³²	Inappropriate study design
Schadler 1991 ²³³	Inappropriate study design
Schaller 2015 ²³⁴	Inappropriate study design
Schaller 2016 ²³⁵	Not review population
Schoenmakers 2010 ²³⁷	Not review population
Schoenmakers 2010 ²³⁶	Not review population
Schoenmakers 2010 ²³⁷	Inappropriate study design
Schulz 2014 ²³⁸	Not review population
Schwartz 1993 ²³⁹	Inappropriate study design
Scott 1986 ²⁴¹	Inappropriate study design
Scott 2001 ²⁴⁰	Inappropriate study design
Seitz 1985 ²⁴²	Not review population
Shope 1993 ²⁴³	Inappropriate study design
Simonic 2012 ²⁴⁴	Inappropriate study design
Staicovici 2003 ²⁴⁵	Inappropriate study design
Stetz 1987 ²⁴⁶	Inappropriate study design
Stirling 2012 ²⁴⁷	Not review population
Stoltz 2004 ²⁴⁸	Not review population
Strang 1998 ²⁴⁹	Not review population
Surr 2016 ²⁵⁰	Inappropriate study design
Sussman 2009 ²⁵¹	Inappropriate study design
Swartz 1982 ²⁵²	Inappropriate study design
Tang 2009 ²⁵³	Not review population
Tennstedt 1993 ²⁵⁴	Inappropriate study design
Teno 2001 ²⁵⁵	Not review population
Thomas 2010 ²⁵⁶	Inappropriate study design
Thomas 2015 ²⁵⁷	Inappropriate study design
Thomas 2017 ²⁵⁸	Inappropriate study design
Thompson 1998 ²⁶⁰	Not relevant study population
Thompson 2007 ²⁵⁹	Review withdrawn
Thomsen 2017 ²⁶¹	Not review population

Reference	Reason for exclusion
Totman 2015 ²⁶²	Inappropriate comparison
Toye 2015 ²⁶³	Inappropriate study design
Tremont 2008 ²⁶⁴	Inappropriate study design
Tsai 2015 ²⁶⁵	Not review population
Urbanska 2016 ²⁶⁶	Inappropriate study design
Usha 2015 ²⁶⁷	Not available
van der Smagt-Duijnste 2001 ²⁶⁸	Inappropriate study design
van der Steen 2012 ²⁶⁹	Not review population
van Exel 2006 ²⁷⁰	Inappropriate study design
Van Geytenbeek 1991 ²⁷¹	Inappropriate study design
Vecchio 2016 ²⁷²	Inappropriate study design
Veloso 2016 ²⁷³	Inappropriate comparison
Wagner 2006 ²⁷⁴	Inappropriate study design
Walsh 2003 ²⁷⁶	Not review population
Weaver 2012 ²⁷⁷	Inappropriate study design
Weiler 1995 ²⁷⁸	Inappropriate study design
Whitlatch 2006 ²⁷⁹	Not review population
Whittier 2005 ²⁸¹	Not review population
Witkowski 2004 ²⁸²	Not review population
Wittenberg-Lyles 2013 ²⁸³	Inappropriate study design
Wodehouse 2009 ²⁸⁴	Inappropriate intervention
Wollin 2006 ²⁸⁵	Not review population
Woods 1989 ²⁸⁶	Inappropriate study design
Yamada 2008 ²⁸⁷	Inappropriate study design
Yang 2011 ²⁸⁸	Not review population
Yordi 1997 ²⁸⁹	No relevant outcome
Zapart 2007 ²⁹⁰	Not review population
Zarit 1998 ²⁹¹	Inappropriate study design
Zheng 2016 ²⁹²	Not review population

1 H.2 Excluded economic studies

2 There were no excluded economic studies for this review.