

Acute coronary syndrome

[G] Evidence review for antiplatelet therapy for people with an ongoing separate indication for anticoagulation

NICE guideline NG185

Intervention evidence review

November 2020

Final

This evidence review was developed by the National Guideline Centre based at the Royal College of Physicians

Disclaimer

The recommendations in this guideline represent the view of NICE, arrived at after careful consideration of the evidence available. When exercising their judgement, professionals are expected to take this guideline fully into account, alongside the individual needs, preferences and values of their patients or service users. The recommendations in this guideline are not mandatory and the guideline does not override the responsibility of healthcare professionals to make decisions appropriate to the circumstances of the individual patient, in consultation with the patient and, where appropriate, their carer or guardian.

Local commissioners and providers have a responsibility to enable the guideline to be applied when individual health professionals and their patients or service users wish to use it. They should do so in the context of local and national priorities for funding and developing services, and in light of their duties to have due regard to the need to eliminate unlawful discrimination, to advance equality of opportunity and to reduce health inequalities. Nothing in this guideline should be interpreted in a way that would be inconsistent with compliance with those duties.

NICE guidelines cover health and care in England. Decisions on how they apply in other UK countries are made by ministers in the [Welsh Government](#), [Scottish Government](#), and [Northern Ireland Executive](#). All NICE guidance is subject to regular review and may be updated or withdrawn.

Copyright

© NICE 2020. All rights reserved. Subject to [Notice of rights](#).

ISBN:978-1-4731-3902-2

Contents

1	Combination therapy	5
1.1	Review question: What is the most clinically and cost effective combination of antiplatelet and anticoagulant therapies for people who have had an ACS and a separate indication for anticoagulation?	5
1.2	Introduction	5
1.3	PICO table.....	5
1.4	Methods and process	7
1.5	Clinical evidence	7
1.5.1	Included studies	7
1.5.2	Excluded studies.....	7
1.5.3	Summary of clinical studies included in the evidence review.....	8
1.5.4	Quality assessment of clinical studies included in the evidence review	10
1.6	Economic evidence	27
1.6.1	Included studies	27
1.6.2	Excluded studies.....	27
1.6.3	Health economic modelling	27
1.6.4	Unit costs	27
1.7	Evidence statements	28
1.7.1	Clinical evidence statements.....	28
1.7.2	Health economic evidence statements.....	30
1.8	The committee’s discussion of the evidence.....	30
1.8.1	Interpreting the evidence.....	30
	Cost effectiveness and resource use.....	32
1.8.2	Other factors the committee took into account	33
	References	34
	Appendices	42
	Appendix A: Review protocols	42
	Appendix B: Literature search strategies	51
	Appendix C: Clinical evidence selection.....	65
	Appendix D: Clinical evidence tables	66
	Appendix E: Forest plots.....	88
	Appendix F: GRADE tables	100
	Appendix G: Network meta-analysis: Sensitivity analyses using Lopes 2019	120
	Appendix H: Health economic evidence selection	126
	Appendix I: Health economic evidence tables	127
	Appendix J: Excluded studies.....	128
	J.1 Excluded clinical studies.....	128
	J.2 Excluded health economic studies.....	131

1 Combination therapy

1.1 Review question: What is the most clinically and cost effective combination of antiplatelet and anticoagulant therapies for people who have had an ACS and a separate indication for anticoagulation?

1.2 Introduction

The roles of anti-platelet and anticoagulant therapy in the short and long-term management of acute coronary syndromes (ACS) are relatively well established, with both having a role in the acute in-hospital treatment phase but anti-platelet therapy alone generally being recommended after discharge. However, registry data indicate that a modest proportion of patients suffering ACS will also have a co-existing medical condition (e.g. atrial fibrillation (AF), venous thrombo-embolism, or mechanical heart valve) for which long-term anti-coagulant therapy is usually indicated.

Prescribing a clinically and cost effective combination of oral anti-coagulant and anti-platelet therapy in this patient group has been the subject of debate due to potential increased risks of bleeding not only with newer anti-platelet drugs (ticagrelor and prasugrel) but also when anti-platelet and anti-coagulant therapy are co-prescribed long-term. It is also unclear how an ACS and addition of anti-platelet therapy may change the clinical and cost-effectiveness of the newer direct oral anti-coagulants (dabigatran, rivaroxaban, apixaban and edoxaban) which are increasingly prescribed in patients with AF.

NICE CG 172 recommends the combination of warfarin anti-coagulation with clopidogrel or aspirin as anti-platelet therapy for most ACS patients with an indication for anti-coagulation, and specifically recommends against combining newer anti-platelet and direct oral anti-coagulant therapies. The publication of new randomised trial data evaluating direct oral anti-coagulants in ACS and coronary stent patients means that existing guidance may need to be updated, and this current review was performed to examine that possibility.

It should be noted that this review addresses only the situations in which anti-coagulants are used for a second condition which co-exists with ACS, in contrast to NICE TA335 which recommends rivaroxaban as an option, in combination with aspirin plus clopidogrel or aspirin alone, for preventing atherothrombotic events in selected people with an ACS.

1.3 PICO table

For full details see the review protocol in Appendix A:.

Table 1: PICO characteristics of review question

Population	<ul style="list-style-type: none">Adults (≥ 18 years) who have had ACS and a comorbid condition needing oral anticoagulation. <p>The following groups may be included:</p> <ul style="list-style-type: none">Patients with mechanical valve replacementsPatients with VTE needing continuing treatmentPatients who have left ventricular thrombus
-------------------	---

	<ul style="list-style-type: none"> • Patients with atrial fibrillation (AF) who have had an MI and are taking anticoagulant agents • Mixed populations (ACS and stable) may be included if > 60% ACS • Papers including between 50-60% ACS may be included and downgraded for indirectness except for bleeding outcomes as these are not likely to be different in stable and unstable patients
Interventions	<p>Intervention = Post discharge treatment (may be initiated in hospital but should not be stopped before discharge).</p> <ul style="list-style-type: none"> • Dual antiplatelet therapy + warfarin • Dual antiplatelet therapy + rivaroxaban • Dual antiplatelet therapy + dabigatran • Dual antiplatelet therapy + apixaban • Dual antiplatelet therapy + edoxaban • Aspirin + apixaban • Aspirin + warfarin • Aspirin + rivaroxaban • Aspirin + dabigatran • Aspirin + edoxaban • Clopidogrel/prasugrel/ticagrelor + warfarin • Clopidogrel/prasugrel/ticagrelor + rivaroxaban • Clopidogrel/prasugrel/ticagrelor + dabigatran • Clopidogrel/prasugrel/ticagrelor + apixaban • Clopidogrel/prasugrel/ticagrelor + edoxaban <p>Note Dual antiplatelet therapy = aspirin + clopidogrel/ticagrelor/prasugrel</p> <p>Duration Studies with durations of follow up of up to 2 years will be included in the review. The duration of treatment and follow up will be considered when evaluating the benefits and risks for these therapies:</p>
Comparisons	<p>Comparison</p> <ul style="list-style-type: none"> • Dual antiplatelet therapy alone • Warfarin alone • Rivaroxaban alone • Dabigatran alone • apixaban alone • Aspirin alone • Clopidogrel/prasugrel/ticagrelor alone • Edoxaban
Outcomes	<p>CRITICAL</p> <ul style="list-style-type: none"> • All cause mortality - short term (≤ 30 days) • All cause mortality- intermediate term (up to 1 year) • All cause mortality- long term (> 1 year) • Myocardial re-infarction - short term (≤ 30 days)

	<ul style="list-style-type: none"> • Myocardial re-infarction - intermediate term (up to 1 year) • Myocardial re-infarction - short term (≤ 30 days) • stroke - short term (≤ 30 days) • stroke - long term (> 1 year) • stroke - short term (≤ 30 days) • Complications related to bleeding short term (≤ 30 days), intermediate term (up to 1 year), and long term (> 1 year) including haemorrhagic stroke –(access bleeding and non-access bleeding need to be differentiated)- the following hierarchy of bleeding scales will be used: <ul style="list-style-type: none"> ○ BARC ○ Author's definition ○ TIMI ○ GUSTO <p>Where possible, bleeding outcomes will be categorised into:</p> <ul style="list-style-type: none"> ○ Major bleeding (including BARC 3-5 and as reported by author) ○ Minor bleeding (including BARC 2, TIMI and as reported by author). – 1 year <ul style="list-style-type: none"> • Health-related quality of life including EQ5D and SF-36. All data for the stated quality of life measures will be collected. Only overall scores will be reported for meta-analysis and GRADE. <p>IMPORTANT</p> <ul style="list-style-type: none"> • withdrawal of study drug due to any side effect • Probable and/or definite stent thrombosis at 1 year
Study design	<ul style="list-style-type: none"> • Randomised Controlled Trials (RCT) • Systematic Reviews (SR) of RCTs

1.4 Methods and process

This evidence review was developed using the methods and process described in Developing NICE guidelines: the manual.⁷⁰ Methods specific to this review question are described in the review protocol in Appendix A:

Declarations of interest were recorded according to NICE's 2014 conflicts of interest policy.

1.5 Clinical evidence

1.5.1 Included studies

Four studies (13 papers) were included in the review.^{3, 19, 20, 23, 35-37, 43, 49, 50, 60, 62, 75, 88} Evidence from these studies is summarised in the clinical evidence summary below (Table 2).

See also the study selection flow chart in Appendix C:, study evidence tables in Appendix D:, forest plots in Appendix E: and GRADE tables in Appendix F:

1.5.2 Excluded studies

See the excluded studies list in Appendix J:

1.5.3 Summary of clinical studies included in the evidence review

Table 2: Summary of studies included in the evidence review

Study	Intervention and comparison	Population	Outcomes	Comments
REDUAL Cannon 2016 ²⁰ Cannon 2017 ¹⁹ Oldgren 2019 ⁷⁵	Warfarin (INR 2-3) plus a P2Y12 inhibitor (clopidogrel 75 mg daily or ticagrelor 90 mg twice daily) plus aspirin (\leq 100 mg daily) Dabigatran (110 mg twice daily) plus a P2Y12 inhibitor (clopidogrel 75 mg daily or ticagrelor 90 mg twice daily)	2725 people with atrial fibrillation who had undergone PCI PCI population who also had AF Stable angina: 43%; ACS: 50%; other: 6%	Death Myocardial infarction Stroke Definite stent thrombosis Complications related to bleeding <ul style="list-style-type: none"> - TIMI major bleeding - TIMI major or minor bleeding - Intracranial haemorrhage - Total bleeding 	Most of the patients received clopidogrel; only 12.0% received ticagrelor
PIONEER AF PCI Gibson 2016 ³⁶ , Gibson 2015 ³⁵ , Gibson 2017 ³⁷ , Kerneis 2018 ⁴⁹ Kerneis 2019 ⁵⁰ Chi 2018 ²³	Rivaroxaban (15 mg once daily) plus clopidogrel (75 mg once daily) (or ticagrelor at a dose of 90 mg twice daily or prasugrel at a dose of 10 mg once daily in \leq 15% of participants) Rivaroxaban (2.5 mg twice daily) plus clopidogrel (75 mg once daily) (or ticagrelor at a dose of 90 mg twice daily or prasugrel at a dose of 10 mg once daily in \leq 15% of participants) plus aspirin (75 to 100 mg per day)	2124 people with paroxysmal, persistent, or permanent non-valvular atrial fibrillation who had undergone PCI with stenting NSTEMI: 18%; STEMI: 12%; unstable angina: 22%	Death Myocardial infarction Stroke Stent thrombosis Complications related to bleeding <ul style="list-style-type: none"> - Major bleeding - Minor bleeding - Bleeding requiring medical attention - Clinically significant bleeding 	Approximately 94% of participants had clopidogrel

Study	Intervention and comparison	Population	Outcomes	Comments
	Warfarin (INR 2-3) plus clopidogrel (75 mg once daily) (or ticagrelor at a dose of 90 mg twice daily or prasugrel at a dose of 10 mg once daily in ≤15% of participants+ aspirin) plus aspirin (75 to 100 mg per day)			
AUGUSTUS Lopes 2018 ⁶² Lopes 2019 ⁶⁰ Haller 2019 ⁴³	Apixaban plus aspirin plus P2Y12 inhibitor Warfarin plus aspirin plus P2Y12 inhibitor Apixaban plus P2Y12 inhibitor plus placebo Warfarin plus P2Y12 inhibitor plus placebo The P2Y12 inhibitor was clopidogrel in >90% of participants	4614 people with atrial fibrillation who had an acute coronary syndrome or had undergone PCI	Death Stroke Myocardial infarction Complications related to bleeding <ul style="list-style-type: none"> - Intracranial haemorrhage - GUSTO severe bleeding - GUSTO moderate bleeding - TIMI major bleeding - TIMI minor bleeding 	
ENTRUST-AF PCI Vranckx 2019 ⁸⁸	Edoxaban (60mg once daily) plus a P2Y12 inhibitor (clopidogrel 75mg once daily) for 12 months Vitamin K antagonist (INR 2-3) plus a P2Y12 inhibitor (clopidogrel 75mg once daily)	1506 people with atrial fibrillation requiring oral anticoagulation who were at least 18 years old and had successful PCI for stable coronary artery disease (48%) or ACS (52%)	Death Stroke Myocardial infarction Stent thrombosis Complications related to bleeding <ul style="list-style-type: none"> - Major or clinically relevant non-major bleeding 	Not clear which VKA used

Study	Intervention and comparison	Population	Outcomes	Comments
	plus aspirin (100mg once daily for 1-12 months)		<ul style="list-style-type: none"> - Major bleeding - Intracranial haemorrhage 	

See Appendix D:for full evidence tables.

1.5.4 Quality assessment of clinical studies included in the evidence review

Table 3: Clinical evidence summary: Warfarin + clopidogrel + aspirin versus warfarin + clopidogrel

Outcomes Follow up	No of Participants (studies)	Quality of the evidence (GRADE)	Relative effect (95% CI)	Anticipated absolute effects	
				Risk with warfarin + clopidogrel	Risk difference with Warfarin + clopidogrel + aspirin (95% CI)
All cause mortality - 6 months	2308 (1 study)	⊕⊕⊖⊖ LOW ¹ due to imprecision	RR 0.85 (0.54 to 1.33)	35 per 1000	5 fewer per 1000 (from 16 fewer to 12 more)
Myocardial infarction - 6 months	2308 (1 study)	⊕⊕⊕⊖ MODERATE ¹ due to imprecision	RR 0.74 (0.48 to 1.14)	40 per 1000	10 fewer per 1000 (from 21 fewer to 6 more)
Stroke - 6 months	2308 (1 study)	⊕⊕⊖⊖ LOW ¹ due to imprecision	RR 0.86 (0.4 to 1.85)	12 per 1000	2 fewer per 1000 (from 7 fewer to 10 more)
Any stent thrombosis - 6 months	2308 (1 study)	⊕⊕⊖⊖ LOW ¹ due to imprecision	RR 0.63 (0.31 to 1.3)	17 per 1000	6 fewer per 1000 (from 12 fewer to 5 more)

Outcomes Follow up	No of Participants (studies)	Quality of the evidence (GRADE)	Relative effect (95% CI)	Anticipated absolute effects	
				Risk with warfarin + clopidogrel	Risk difference with Warfarin + clopidogrel + aspirin (95% CI)
Complications relating to bleeding - TIMI major 6 months	2249 (1 study)	⊕⊕⊕⊖ MODERATE ¹ due to imprecision	RR 1.62 (0.9 to 2.89)	16 per 1000	10 more per 1000 (from 2 fewer to 30 more)
Complications relating to bleeding - TIMI major and minor - 6 months	2249 (1 study)	⊕⊕⊕⊖ MODERATE ¹ due to imprecision	RR 1.57 (1.12 to 2.21)	45 per 1000	26 more per 1000 (from 5 more to 54 more)
Complications relating to bleeding - Intracranial haemorrhage - 6 months	2249 (1 study)	⊕⊕⊖⊖ LOW ¹ due to imprecision	RR 0.5 (0.15 to 1.66)	7 per 1000	3 fewer per 1000 (from 6 fewer to 5 more)

1 Downgraded by 1 increment if the confidence interval crossed one MID or by 2 increments if the confidence interval crossed both MIDs

11

Table 4: Clinical evidence summary: Warfarin + clopidogrel + aspirin versus dabigatran + clopidogrel

Outcomes	No of Participants (studies) Follow up	Quality of the evidence (GRADE)	Relative effect (95% CI)	Anticipated absolute effects	
				Risk with dabigatran + clopidogrel	Risk difference with Warfarin + clopidogrel + aspirin (95% CI)
All-cause mortality - 14 months	1962 (1 study)	⊕⊖⊖⊖ VERY LOW ^{1,2} due to risk of bias, imprecision	RR 0.87 (0.6 to 1.27)	56 per 1000	7 fewer per 1000 (from 22 fewer to 15 more)
Myocardial infarction - 14 months	1962 (1 study)	⊕⊕⊖⊖ LOW ^{1,2} due to risk of bias, imprecision	RR 0.66 (0.42 to 1.04)	45 per 1000	15 fewer per 1000 (from 26 fewer to 2 more)

Outcomes	No of Participants (studies) Follow up	Quality of the evidence (GRADE)	Relative effect (95% CI)	Anticipated absolute effects	
				Risk with dabigatran + clopidogrel	Risk difference with Warfarin + clopidogrel + aspirin (95% CI)
Stroke - 14 months	1962 (1 study)	⊕⊕⊕⊕ VERY LOW ^{1,2} due to risk of bias, imprecision	RR 0.76 (0.37 to 1.57)	17 per 1000	4 fewer per 1000 (from 11 fewer to 10 more)
Definite stent thrombosis - 14 months	1962 (1 study)	⊕⊕⊕⊕ VERY LOW ^{1,2} due to risk of bias, imprecision	RR 0.53 (0.23 to 1.25)	15 per 1000	7 fewer per 1000 (from 12 fewer to 4 more)
Complications relating to bleeding - Intracranial haemorrhage - 14 months	1962 (1 study)	⊕⊕⊕⊖ LOW ^{1,2} due to risk of bias, imprecision	RR 3.33 (0.92 to 12.08)	3 per 1000	7 more per 1000 (from 0 fewer to 33 more)
Complications relating to bleeding - TIMI major bleeding - 14 months	1962 (1 study)	⊕⊕⊕⊖ MODERATE ¹ due to risk of bias	RR 2.64 (1.44 to 4.86)	14 per 1000	23 more per 1000 (from 6 more to 54 more)
Complications relating to bleeding - TIMI major and minor bleeding 14 months	1962 (1 study)	⊕⊕⊕⊖ MODERATE ¹ due to risk of bias	RR 2.38 (1.56 to 3.64)	30 per 1000	41 more per 1000 (from 17 more to 79 more)
<p>1 Downgraded by 1 increment if the majority of the evidence was at high risk of bias, and downgraded by 2 increments if the majority of the evidence was at very high risk of bias</p> <p>2 Downgraded once for serious imprecision, and twice for very serious imprecision</p>					

Table 5: Clinical evidence summary: Rivaroxaban (2.5 mg bd) + clopidogrel + aspirin versus rivaroxaban (15 mg od) + clopidogrel

Outcomes	No of Participants (studies) Follow up	Quality of the evidence (GRADE)	Relative effect (95% CI)	Anticipated absolute effects	
				Risk with rivaroxaban + clopidogrel	Risk difference with Rivaroxaban + clopidogrel + aspirin (95% CI)
All-cause mortality - 12 months	1398 (1 study)	⊕⊕⊕⊕ VERY LOW ^{1,2} due to risk of bias, imprecision	RR 1.05 (0.53 to 2.06)	23 per 1000	1 more per 1000 (from 11 fewer to 24 more)
Myocardial infarction - 12 months	1398 (1 study)	⊕⊕⊕⊕ VERY LOW ^{1,2} due to risk of bias, imprecision	RR 0.88 (0.46 to 1.68)	27 per 1000	3 fewer per 1000 (from 15 fewer to 18 more)
Stroke - 12 months	1398 (1 study)	⊕⊕⊕⊕ VERY LOW ^{1,2} due to risk of bias, imprecision	RR 1.23 (0.49 to 3.1)	12 per 1000	3 more per 1000 (from 6 fewer to 25 more)
Stent thrombosis - 12 months	1398 (1 study)	⊕⊕⊕⊕ VERY LOW ^{1,2} due to risk of bias, imprecision	RR 1.18 (0.36 to 3.86)	7 per 1000	1 more per 1000 (from 4 fewer to 20 more)
Complications relating to bleeding - Bleeding requiring medical attention - 12 months	1402 (1 study)	⊕⊕⊕⊕ LOW ^{1,2} due to risk of bias, imprecision	RR 1.08 (0.83 to 1.4)	134 per 1000	11 more per 1000 (from 23 fewer to 54 more)

Outcomes	No of Participants (studies) Follow up	Quality of the evidence (GRADE)	Relative effect (95% CI)	Anticipated absolute effects	
				Risk with rivaroxaban + clopidogrel	Risk difference with Rivaroxaban + clopidogrel + aspirin (95% CI)
Complications relating to bleeding - Major bleeding- 12 months	1402 (1 study)	⊕⊕⊕⊕ VERY LOW ^{1,2} due to risk of bias, imprecision	RR 0.85 (0.39 to 1.81)	20 per 1000	3 fewer per 1000 (from 12 fewer to 16 more)
Complications relating to bleeding - Minor bleeding 12 months	1402 (1 study)	⊕⊕⊕⊕ VERY LOW ^{1,2} due to risk of bias, imprecision	RR 0.99 (0.35 to 2.8)	10 per 1000	0 fewer per 1000 (from 7 fewer to 18 more)
1 Downgraded by 1 increment if the majority of the evidence was at high risk of bias, and downgraded by 2 increments if the majority of the evidence was at very high risk of bias 2 Downgraded by 1 increment if the confidence interval crossed one MID or by 2 increments if the confidence interval crossed both MIDs					

14

Table 6: Clinical evidence summary: Rivaroxaban (2.5 mg bd) + clopidogrel + aspirin versus warfarin + clopidogrel + aspirin

Outcomes Follow up	No of Participants (studies)	Quality of the evidence (GRADE)	Relative effect (95% CI)	Anticipated absolute effects	
				Risk with warfarin + clopidogrel + aspirin	Risk difference with Rivaroxaban + clopidogrel + aspirin (95% CI)

Outcomes Follow up	No of Participan ts (studies)	Quality of the evidence (GRADE)	Relativ e effect (95% CI)	Anticipated absolute effects	
				Risk with warfari n + clopid ogrel + aspirin	Risk difference with Rivaroxaban + clopidogrel + aspirin (95% CI)
All-cause mortality- 12 months	1399 (1 study)	⊕⊕⊕⊕ VERY LOW ^{1,2} due to risk of bias, imprecision	RR 1.29 (0.63 to 2.64)	19 per 1000	5 more per 1000 (from 7 fewer to 31 more)
Myocardial infarction - 12 months	1399 (1 study)	⊕⊕⊕⊕ VERY LOW ^{1,2} due to risk of bias, imprecision	RR 0.8 (0.43 to 1.5)	30 per 1000	6 fewer per 1000 (from 17 fewer to 15 more)
Stroke - 12 months	1399 (1 study)	⊕⊕⊕⊕ VERY LOW ^{1,2} due to risk of bias, imprecision	RR 1.41 (0.54 to 3.68)	10 per 1000	4 more per 1000 (from 5 fewer to 27 more)
Stent thrombosis - 12 months	1398 (1 study)	⊕⊕⊕⊕ VERY LOW ^{1,2} due to risk of bias, imprecision	RR 1.48 (0.42 to 5.22)	6 per 1000	3 more per 1000 (from 3 fewer to 25 more)
Complications relating to bleeding - Bleeding requiring medical attention - 12 months	1403 (1 study)	⊕⊕⊕⊕ LOW ^{1,2} due to risk of bias, imprecision	RR 0.72 (0.57 to 0.91)	199 per 1000	56 fewer per 1000 (from 18 fewer to 86 fewer)

Outcomes Follow up	No of Participan ts (studies)	Quality of the evidence (GRADE)	Relativ e effect (95% CI)	Anticipated absolute effects	
				Risk with warfari n + clopid ogrel + aspirin	Risk difference with Rivaroxaban + clopidogrel + aspirin (95% CI)
Complications relating to bleeding - Major bleeding 12 months	1403 (1 study)	⊕⊕⊖⊖ LOW ^{1,2} due to risk of bias, imprecision	RR 0.59 (0.29 to 1.2)	29 per 1000	12 fewer per 1000 (from 21 fewer to 6 more)
Complications relating to bleeding - Minor bleeding 12 months	1403 (1 study)	⊕⊖⊖⊖ VERY LOW ^{1,2} due to risk of bias, imprecision	RR 0.53 (0.21 to 1.32)	19 per 1000	9 fewer per 1000 (from 15 fewer to 6 more)
<p>1 Downgraded by 1 increment if the majority of the evidence was at high risk of bias, and downgraded by 2 increments if the majority of the evidence was at very high risk of bias 2 Downgraded by 1 increment if the confidence interval crossed one MID or by 2 increments if the confidence interval crossed both MIDs</p>					

Table 7: Clinical evidence summary: Warfarin + clopidogrel + aspirin versus Rivaroxaban (15 mg od)+ clopidogrel

Outcomes Follow up	No of Participants (studies)	Quality of the evidence (GRADE)	Relative effect (95% CI)	Anticipated absolute effects	
				Risk with Rivaro xaban + clopid ogrel	Risk difference with Warfarin + clopidogrel + aspirin (95% CI)
All-cause mortality - 12 months	1389 (1 study)	⊕⊕⊕⊕ VERY LOW ^{1,2} due to risk of bias, imprecision	RR 0.81 (0.39 to 1.67)	23 per 1000	4 fewer per 1000 (from 14 fewer to 15 more)
Myocardial infarction - 12 months	1389 (1 study)	⊕⊕⊕⊕ VERY LOW ^{1,2} due to risk of bias, imprecision	RR 1.1 (0.6 to 2.03)	27 per 1000	3 more per 1000 (from 11 fewer to 28 more)
Stroke - 12 months	1389 (1 study)	⊕⊕⊕⊕ VERY LOW ^{1,2} due to risk of bias, imprecision	RR 0.87 (0.32 to 2.4)	12 per 1000	2 fewer per 1000 (from 8 fewer to 17 more)

Outcomes Follow up	No of Participants (studies)	Quality of the evidence (GRADE)	Relative effect (95% CI)	Anticipated absolute effects	
				Risk with Rivaro xaban + clopid ogrel	Risk difference with Warfarin + clopidogrel + aspirin (95% CI)
Stent thrombosis - 12 months	1389 (1 study) 12 months	⊕⊖⊖⊖ VERY LOW ^{1,2} due to risk of bias, imprecision	RR 0.8 (0.22 to 2.96)	7 per 1000	1 fewer per 1000 (from 5 fewer to 14 more)
Complications related to bleeding - Bleeding requiring medical attention - 12 months	1393 (1 study)	⊕⊕⊖⊖ LOW ^{1,2} due to risk of bias, imprecision	RR 1.49 (1.17 to 1.9)	134 per 1000	66 more per 1000 (from 23 more to 121 more)
Complications related to bleeding - Major bleeding 12 months	1393 (1 study)	⊕⊖⊖⊖ VERY LOW ^{1,2} due to risk of bias, imprecision	RR 1.43 (0.73 to 2.8)	20 per 1000	9 more per 1000 (from 5 fewer to 36 more)
Complications related to bleeding - Minor bleeding 12 months	1393 (1 study)	⊕⊖⊖⊖ VERY LOW ^{1,2} due to risk of bias, imprecision	RR 1.85 (0.74 to 4.62)	10 per 1000	9 more per 1000 (from 3 fewer to 36 more)

1 Downgraded by 1 increment if the majority of the evidence was at high risk of bias, and downgraded by 2 increments if the majority of the evidence was at very high risk of bias
2 Downgraded by 1 increment if the confidence interval crossed one MID or by 2 increments if the confidence interval crossed both MIDs

Table 8: Clinical evidence summary: Apixaban + clopidogrel + aspirin versus apixaban + clopidogrel

Outcomes Follow up	No of Participants (studies)	Quality of the evidence (GRADE)	Relative effect (95% CI)	Anticipated absolute effects	
				Risk with apixaban + clopidogrel	Risk difference with Apixaban + clopidogrel + aspirin (95% CI)
All-cause mortality - 6 months	2306 (1 study)	⊕⊕⊖⊖ LOW ¹ due to imprecision	RR 0.97 (0.63 to 1.51)	34 per 1000	1 fewer per 1000 (from 13 fewer to 17 more)
Myocardial infarction - 6 months	2306 (1 study)	⊕⊕⊖⊖ LOW ¹ due to imprecision	RR 0.89 (0.57 to 1.41)	33 per 1000	4 fewer per 1000 (from 14 fewer to 14 more)
Stroke - 6 months	2306 (1 study)	⊕⊕⊖⊖ LOW ¹ due to imprecision	RR 1.6 (0.52 to 4.88)	4 per 1000	2 more per 1000 (from 2 fewer to 16 more)
Stent thrombosis - 6 months	2306 (1 study)	⊕⊕⊕⊖ MODERATE ¹ due to imprecision	RR 0.52 (0.25 to 1.08)	18 per 1000	9 fewer per 1000 (from 13 fewer to 1 more)
Complications relating to bleeding - TIMI major bleeding - 6 months	2288 (1 study)	⊕⊕⊕⊖ MODERATE ¹ due to imprecision	RR 1.92 (0.99 to 3.73)	11 per 1000	10 more per 1000 (from 0 fewer to 30 more)
Complications relating to bleeding - TIMI major and minor bleeding - 6 months	2288 (1 study)	⊕⊕⊕⊕ HIGH	RR 2 (1.32 to 3.03)	28 per 1000	28 more per 1000 (from 9 more to 57 more)
Complications relating to bleeding - Intracranial haemorrhage - 6 months	2288 (1 study)	⊕⊕⊖⊖ LOW ¹ due to imprecision	RR 3.99 (0.45 to 35.67)	Moderate	
				1 per 1000	3 more per 1000 (from 1 fewer to 35 more)

1 Downgraded by 1 increment if the confidence interval crossed one MID or by 2 increments if the confidence interval crossed both MIDs

Table 9: Clinical evidence summary: Apixaban + clopidogrel + aspirin versus warfarin + clopidogrel + aspirin

Outcomes	No of Participants (studies) Follow up	Quality of the evidence (GRADE)	Relative effect (95% CI)	Anticipated absolute effects	
				Risk with warfarin + clopidogrel + aspirin	Risk difference with Apixaban + clopidogrel + aspirin (95% CI)
All-cause mortality - 6 months	2307 (1 study)	⊕⊕⊕⊖ LOW ¹ due to imprecision	RR 1.12 (0.71 to 1.76)	30 per 1000	4 more per 1000 (from 9 fewer to 23 more)
Myocardial infarction - 6 months	2307 (1 study)	⊕⊕⊕⊖ LOW ¹ due to imprecision	RR 1 (0.63 to 1.6)	30 per 1000	0 fewer per 1000 (from 11 fewer to 18 more)
Stroke - 6 months	2307 (1 study)	⊕⊕⊕⊖ LOW ¹ due to imprecision	RR 0.67 (0.27 to 1.63)	Moderate 10 per 1000	3 fewer per 1000 (from 7 fewer to 6 more)
Any stent thrombosis - 6 months	2307 (1 study)	⊕⊕⊕⊖ LOW ¹ due to imprecision	RR 0.92 (0.41 to 2.07)	10 per 1000	1 fewer per 1000 (from 6 fewer to 11 more)
Complications related to bleeding - TIMI major bleeding - 6 months	2268 (1 study)	⊕⊕⊕⊖ LOW ¹ due to imprecision	RR 0.85 (0.5 to 1.43)	26 per 1000	4 fewer per 1000 (from 13 fewer to 11 more)
Complications related to bleeding - TIMI minor bleeding - 6 months	2268 (1 study)	⊕⊕⊕⊖ MODERATE ¹ due to imprecision	RR 0.78 (0.57 to 1.08)	71 per 1000	16 fewer per 1000 (from 31 fewer to 6 more)

Outcomes	No of Participants (studies) Follow up	Quality of the evidence (GRADE)	Relative effect (95% CI)	Anticipated absolute effects	
				Risk with warfarin + clopidogrel + aspirin	Risk difference with Apixaban + clopidogrel + aspirin (95% CI)
Complications related to bleeding - Intracranial haemorrhage - 6 months	2268 (1 study)	⊕⊕⊖⊖ LOW ¹ due to imprecision	RR 0.98 (0.25 to 3.91)	4 per 1000	0 fewer per 1000 (from 3 fewer to 12 more)

1 Downgraded by 1 increment if the confidence interval crossed one MID or by 2 increments if the confidence interval crossed both MIDs

Table 10: Clinical evidence summary: Apixaban + clopidogrel + aspirin versus warfarin + clopidogrel

Outcomes Follow up	No of Participants (studies)	Quality of the evidence (GRADE)	Relative effect (95% CI)	Anticipated absolute effects	
				Risk with warfarin + clopidogrel	Risk difference with Apixaban + clopidogrel + aspirin (95% CI)
All-cause mortality - 6 months	2307 (1 study)	⊕⊕⊖⊖ LOW ¹ due to imprecision	RR 0.95 (0.61 to 1.47)	35 per 1000	2 fewer per 1000 (from 14 fewer to 16 more)
Myocardial infarction- 6 months	2307 (1 study)	⊕⊕⊕⊖ MODERATE ¹ due to imprecision	RR 0.74 (0.48 to 1.14)	40 per 1000	10 fewer per 1000 (from 21 fewer to 6 more)
Stroke- 6 months	2307 (1 study)	⊕⊕⊖⊖ LOW ¹ due to imprecision	RR 0.57 (0.24 to 1.36)	12 per 1000	5 fewer per 1000 (from 9 fewer to 4 more)
Any stent thrombosis- 6 months	2307 (1 study)	⊕⊕⊕⊖ MODERATE ¹ due to imprecision	RR 0.58 (0.28 to 1.21)	17 per 1000	7 fewer per 1000 (from 12 fewer to 4 more)

Outcomes Follow up	No of Participants (studies)	Quality of the evidence (GRADE)	Relative effect (95% CI)	Anticipated absolute effects	
				Risk with warfarin + clopidogrel	Risk difference with Apixaban + clopidogrel + aspirin (95% CI)
Complications related to bleeding - TIMI major bleeding- 6 months	2271 (1 study)	⊕⊕⊕⊖ LOW ¹ due to imprecision	RR 1.37 (0.75 to 2.49)	16 per 1000	6 more per 1000 (from 4 fewer to 24 more)
Complications related to bleeding - TIMI major and minor bleeding 6 months	2271 (1 study)	⊕⊕⊕⊖ MODERATE ¹ due to imprecision	RR 1.23 (0.86 to 1.77)	45 per 1000	10 more per 1000 (from 6 fewer to 35 more)
Complications related to bleeding - Intracranial haemorrhage 6 months	2271 (1 study)	⊕⊕⊕⊖ LOW ¹ due to imprecision	RR 0.98 (0.25 to 3.92)	4 per 1000	0 fewer per 1000 (from 3 fewer to 12 more)

1 Downgraded by 1 increment if the confidence interval crossed one MID or by 2 increments if the confidence interval crossed both MIDs

Table 11: Clinical evidence summary: Warfarin + clopidogrel + aspirin versus apixaban + clopidogrel

Outcomes	No of Participant s (studies) Follow up	Quality of the evidence (GRADE)	Relativ e effect (95% CI)	Anticipated absolute effects	
				Risk with apixaban + clopidogrel	Risk difference with Warfarin + clopidogrel + aspirin (95% CI)
All-cause mortality- 6 months	2307 (1 study)	⊕⊕⊕⊖ LOW ¹ due to imprecision	RR 1.02 (0.66 to 1.58)	34 per 1000	1 more per 1000 (from 12 fewer to 20 more)
Myocardial infarction - 6 months	2307 (1 study)	⊕⊕⊕⊖ MODERATE ¹ due to imprecision	RR 1.35 (0.87 to 2.09)	30 per 1000	11 more per 1000 (from 4 fewer to 33 more)
Stroke- 6 months	2307 (1 study)	⊕⊕⊕⊖ LOW ¹ due to imprecision	RR 1.75 (0.74 to 4.15)	7 per 1000	5 more per 1000 (from 2 fewer to 22 more)

Outcomes	No of Participants (studies) Follow up	Quality of the evidence (GRADE)	Relative effect (95% CI)	Anticipated absolute effects	
				Risk with apixaban + clopidogrel	Risk difference with Warfarin + clopidogrel + aspirin (95% CI)
Any stent thrombosis -6 months	2307 (1 study)	⊕⊕⊕⊖ MODERATE ¹ due to imprecision	RR 1.73 (0.82 to 3.61)	10 per 1000	7 more per 1000 (from 2 fewer to 26 more)
Complications related to bleeding - TIMI major bleeding - 6 months	2269 (1 study)	⊕⊕⊖⊖ LOW ¹ due to imprecision	RR 1.41 (0.69 to 2.85)	11 per 1000	5 more per 1000 (from 3 fewer to 20 more)
Complications related to bleeding - TIMI major and minor bleeding -6 months	2269 (1 study)	⊕⊕⊕⊖ MODERATE ¹ due to imprecision	RR 1.62 (1.05 to 2.5)	28 per 1000	17 more per 1000 (from 1 more to 42 more)
Complications related to bleeding - Intracranial haemorrhage- 6 months	2269 (1 study)	⊕⊕⊕⊖ MODERATE ¹ due to imprecision	RR 8.12 (1.02 to 64.82)	1 per 1000	7 more per 1000 (from 0 more to 64 more)

1 Downgraded by 1 increment if the confidence interval crossed one MID or by 2 increments if the confidence interval crossed both MIDs

Table 12: Clinical evidence summary: Apixaban + clopidogrel versus warfarin + clopidogrel

Outcomes	No of Participants (studies) Follow up	Quality of the evidence (GRADE)	Relative effect (95% CI)	Anticipated absolute effects	
				Risk with warfarin + clopidogrel	Risk difference with Apixaban + clopidogrel (95% CI)

Outcomes	No of Participants (studies) Follow up	Quality of the evidence (GRADE)	Relative effect (95% CI)	Anticipated absolute effects	
				Risk with warfarin + clopidogrel	Risk difference with Apixaban + clopidogrel (95% CI)
All-cause mortality - 6 months	2307 (1 study)	⊕⊕⊕⊖ LOW ¹ due to imprecision	RR 0.98 (0.63 to 1.51)	35 per 1000	1 fewer per 1000 (from 13 fewer to 18 more)
Myocardial infarction- 6 months	2307 (1 study)	⊕⊕⊕⊖ LOW ¹ due to imprecision	RR 0.83 (0.54 to 1.26)	40 per 1000	7 fewer per 1000 (from 18 fewer to 10 more)
Stroke- 6 months	2307 (1 study)	⊕⊕⊕⊖ MODERATE ¹ due to imprecision	RR 0.36 (0.13 to 0.99)	12 per 1000	8 fewer per 1000 (from 0 fewer to 10 fewer)
Any stent thrombosis- 6 months	2307 (1 study)	⊕⊕⊕⊖ LOW ¹ due to imprecision	RR 1.11 (0.6 to 2.05)	17 per 1000	2 more per 1000 (from 7 fewer to 18 more)
Complications related to bleeding - TIMI major bleeding - 6 months	2269 (1 study)	⊕⊕⊕⊖ LOW ¹ due to imprecision	RR 0.71 (0.35 to 1.45)	16 per 1000	5 fewer per 1000 (from 10 fewer to 7 more)
Complications related to bleeding - TIMI major and minor bleeding - 6 months	2269 (1 study)	⊕⊕⊕⊖ MODERATE ¹ due to imprecision	RR 0.62 (0.4 to 0.95)	45 per 1000	17 fewer per 1000 (from 2 fewer to 27 fewer)
Complications related to bleeding - Intracranial haemorrhage- 6 months	2269 (1 study)	⊕⊕⊕⊖ MODERATE ¹ due to imprecision	RR 0.12 (0.02 to 0.98)	7 per 1000	6 fewer per 1000 (from 0 fewer to 7 fewer)

1 Downgraded by 1 increment if the confidence interval crossed one MID or by 2 increments if the confidence interval crossed both MIDs

Table 13: Clinical evidence summary: edoxaban + clopidogrel versus VKA + clopidogrel + aspirin

Outcomes	No of Participants (studies) Follow up	Quality of the evidence (GRADE)	Relative effect (95% CI)	Anticipated absolute effects	
				Risk with VKA + clopidogrel + aspirin	Risk difference with Edoxaban + clopidogrel (95% CI)
All-cause mortality -12 months	1506 (1 study)	⊕⊕⊕⊖ MODERATE ¹ due to imprecision	RR 1.25 (0.82 to 1.9)	49 per 1000	12 more per 1000 (from 9 fewer to 44 more)
Stroke- 12 months	1506 (1 study)	⊕⊕⊖⊖ LOW ¹ due to imprecision	RR 0.84 (0.36 to 1.93)	16 per 1000	3 fewer per 1000 (from 10 fewer to 15 more)
Myocardial infarction- 12 months	1506 (1 study)	⊕⊕⊖⊖ LOW ¹ due to imprecision	RR 1.27 (0.74 to 2.17)	31 per 1000	8 more per 1000 (from 8 fewer to 36 more)
Stent thrombosis - 12 months	1506 (1 study) 12 months	⊕⊕⊖⊖ LOW ¹ due to imprecision	RR 1.31 (0.58 to 2.96)	13 per 1000	4 more per 1000 (from 5 fewer to 25 more)
Complications related to bleeding - Major or clinically relevant non-major bleeding (ISTH)- 12 months	1506 (1 study)	⊕⊕⊕⊖ MODERATE ¹ due to imprecision	RR 0.85 (0.68 to 1.05)	201 per 1000	30 fewer per 1000 (from 64 fewer to 10 more)
Complications related to bleeding - Major bleeding (ISTH)- 12 months	1506 (1 study)	⊕⊕⊖⊖ LOW ¹ due to imprecision	RR 0.94 (0.64 to 1.4)	64 per 1000	4 fewer per 1000 (from 23 fewer to 26 more)

Outcomes	No of Participants (studies) Follow up	Quality of the evidence (GRADE)	Relative effect (95% CI)	Anticipated absolute effects	
				Risk with VKA + clopidogrel + aspirin	Risk difference with Edoxaban + clopidogrel (95% CI)
Complications related to bleeding - Intracranial haemorrhage 12 months	1506 (1 study)	⊕⊕⊖⊖ LOW ¹ due to imprecision	RR 0.45 (0.14 to 1.44)	12 per 1000	7 fewer per 1000 (from 10 fewer to 5 more)
1 Downgraded by 1 increment if the confidence interval crossed one MID or by 2 increments if the confidence interval crossed both MIDs					

See Appendix F: for full GRADE tables.

1.6 Economic evidence

1.6.1 Included studies

No health economic studies were included.

1.6.2 Excluded studies

No relevant health economic studies were excluded due to assessment of limited applicability or methodological limitations.

See also the health economic study selection flow chart in Appendix G:

1.6.3 Health economic modelling

This area was not prioritised for new cost-effectiveness analysis.

1.6.4 Unit costs

Relevant unit costs are provided below to aid consideration of cost effectiveness.

Table 14: UK costs of anticoagulants and antiplatelets

Drug	Preparation	Daily dose ^(a)	Cost per day	Cost per year
<i>Anticoagulants</i>				
Apixaban	Tablet	2.5mg twice daily	£1.90	£693.50
		5mg twice daily	£1.90	£693.50
Dabigatran	Capsule	110mg twice daily	£1.70	£620.50
		150mg twice daily	£1.70	£620.50
Edoxaban	Tablet	30mg once daily	£1.75	£638.75
		60mg once daily	£1.75	£638.75
Rivaroxaban	Tablet	2.5mg twice daily	£1.80	£657.00
		10mg once daily	£1.80	£657.00
		15mg once daily	£1.80	£657.00
		20mg once daily	£1.80	£657.00
Warfarin	Tablet	3mg once daily	£0.01	£4.82
		5mg once daily	£0.02	£5.48
<i>Antiplatelets^(b)</i>				
Aspirin	Tablet	75mg once daily	£0.02	£7.95
Clopidogrel	Tablet	75mg once daily	£0.05	£16.95
Prasugrel	Tablet	5mg once daily	£1.39	£507.22
		10mg once daily	£1.39	£507.22
Ticagrelor	Tablet	90mg twice daily	£1.95	£711.75

Source: NHS Drug Tariff prices obtained from the BNF; accessed September 2018⁴⁸

(a) Dose obtained from the BNF

(b) Cost of antiplatelets do not include loading dose

1.7 Evidence statements

1.7.1 Clinical evidence statements

Warfarin + clopidogrel + aspirin compared to warfarin + clopidogrel

- There was a clinically important benefit of the combination of warfarin + clopidogrel + aspirin compared to warfarin + clopidogrel for all-cause mortality and myocardial infarction (2038 participants in 1 study, low and moderate quality evidence respectively).
- There was a clinically important harm in TIMI major and minor bleeding when using a combination of warfarin + clopidogrel + aspirin compared to warfarin + clopidogrel (2249 participants in 1 study, moderate quality evidence).
- There was no clinically important difference between warfarin + clopidogrel + aspirin compared to warfarin + clopidogrel alone for any stent thrombosis, stroke (2038 participants in 1 study, low quality evidence), TIMI major bleeding and intracranial haemorrhage (2249 participants in 1 study, low and moderate quality evidence respectively).

Warfarin + clopidogrel + aspirin compared to dabigatran + clopidogrel

- There was a clinically important benefit of the combination of warfarin + clopidogrel + aspirin compared to dabigatran + clopidogrel for all-cause mortality and myocardial infarction (1962 participants in 1 study, very low and low quality evidence respectively)
- There was a clinically important harm in TIMI major bleeding, and TIMI major and minor bleeding when using warfarin + clopidogrel + aspirin compared to dabigatran + clopidogrel (1962 participants in 1 study, moderate quality evidence).
- There was no clinically important difference in stroke, definite stent thrombosis, and complications related to bleeding in terms of intracranial haemorrhage (1962 participants in 1 study, very low to low quality evidence).

Rivaroxaban (2.5 mg bd) + clopidogrel + aspirin compared to rivaroxaban (15 mg od) + clopidogrel

- There was a clinically important harm in all-cause mortality at 12 months (1398 participants in 1 study, very low quality evidence) when using rivaroxaban + clopidogrel + aspirin compared to rivaroxaban + clopidogrel
- There was no clinically important difference in myocardial infarction, stroke, stent thrombosis (1398 participants in 1 study, very low quality evidence) and bleeding complications requiring medical attention, major bleeding, and minor bleeding (1402 participants in 1 study, very low quality evidence).

Rivaroxaban (2.5 mg bd) + clopidogrel + aspirin compared to warfarin + clopidogrel + aspirin

- There was a clinically important benefit of rivaroxaban (2.5 mg bd) + clopidogrel + aspirin compared to warfarin + clopidogrel + aspirin for bleeding complications requiring medical attention (1403 participants in 1 study, very low quality evidence).
- There was a clinically important harm in all-cause mortality when using rivaroxaban (2.5 mg bd) + clopidogrel + aspirin compared to warfarin + clopidogrel + aspirin (1399 participants in 1 study, very low quality evidence).
- There was no clinically important difference in myocardial infarction, stroke, stent thrombosis (1399 participants in 1 study, very low quality evidence) and major and minor bleeding (1403 participants in 1 study, low and very low quality evidence respectively).

Warfarin + clopidogrel + aspirin compared to Rivaroxaban (15 mg od)+ clopidogrel

- There was a clinically important benefit of warfarin + clopidogrel + aspirin compared rivaroxaban (15 mg od) + clopidogrel for all-cause mortality (1389 participants in 1 study, very low quality evidence).
- There was a clinically important harm in bleeding requiring medical attention when using warfarin + clopidogrel + aspirin compared to rivaroxaban + clopidogrel (1393 participants in 1 study, low quality evidence).
- There was no clinically important difference in myocardial infarction, stroke, stent thrombosis, (1389 participants in 1 study, very low quality evidence), major and minor bleeding (1393 participants in 1 study, very low quality evidence).

Apixaban + clopidogrel + aspirin compared to apixaban + clopidogrel

- There was a clinically important benefit of apixaban + clopidogrel + aspirin compared to apixaban + clopidogrel for all-cause mortality (2306 participants in 1 study, low quality evidence).
- There was a clinically important harm in TIMI major and minor bleeding when using apixaban + clopidogrel + aspirin compared to apixaban + clopidogrel (2288 participants in 1 study, high quality evidence).
- There was no clinically important difference in myocardial infarction, stroke, stent thrombosis (2306 participants in 1 study, low to moderate quality evidence) and in TIMI major bleeding, and intracranial haemorrhage (2288 participants in 1 study, high and low quality evidence respectively).

Apixaban + clopidogrel + aspirin compared to warfarin + clopidogrel + aspirin

- There was a clinically important harm in all-cause mortality when using apixaban + clopidogrel + aspirin compared to warfarin + clopidogrel + aspirin (2307 participants in 1 study, low quality evidence).
- There was no clinically important difference in myocardial infarction, stroke, any stent thrombosis (2307 participants in 1 study, low quality evidence) and in TIMI major bleeding, TIMI major and minor bleeding, and intracranial haemorrhage (2268 participants in 1 study, low quality evidence).

Apixaban + clopidogrel + aspirin compared to warfarin + clopidogrel

- There was a clinically important benefit of apixaban + clopidogrel + aspirin compared to warfarin + clopidogrel for all-cause mortality and myocardial infarction (2307 participants in 1 study, low and moderate quality evidence respectively).
- There was no clinically important difference between apixaban + clopidogrel + aspirin and warfarin + clopidogrel for stroke, any stent thrombosis (2307 participants in 1 study, moderate quality evidence) and in TIMI major bleeding, TIMI major and minor bleeding, and intracranial haemorrhage (2271 participants in 1 study, low to moderate quality evidence).

Warfarin + clopidogrel + aspirin compared to apixaban + clopidogrel

- There was a clinically important harm in all-cause mortality and myocardial infarction when using warfarin + clopidogrel + aspirin compared to apixaban + clopidogrel (2307 participants in 1 study, low and moderate quality evidence respectively).
- There was no clinically important difference in stroke, any stent thrombosis (2307 participants in 1 study, low and moderate quality evidence respectively) and in TIMI major bleeding, TIMI major and minor bleeding, and intracranial haemorrhage (2269 participants in 1 study, low to moderate quality evidence).

Apixaban + clopidogrel compared to warfarin + clopidogrel

- There was a clinically important benefit of apixaban + clopidogrel compared to warfarin + clopidogrel for all-cause mortality (2307 participants in 1 study, low quality evidence).
- There was no clinically important difference in myocardial infarction, stroke, any stent thrombosis (2307 participants in 1 study, low to moderate quality evidence), TIMI major bleeding, TIMI major and minor bleeding, and intracranial haemorrhage (2269 participants in 1 study, low to moderate quality evidence).

Edoxaban + clopidogrel compared to VKA + clopidogrel + aspirin

- There was a clinically important benefit of edoxaban + clopidogrel versus VKA + clopidogrel + aspirin in major or clinically relevant non-major bleeding (1506 participants in 1 study, moderate quality evidence).
- There was a clinically important harm in all-cause mortality when using edoxaban + clopidogrel versus VKA + clopidogrel + aspirin (1506 participants in 1 study, moderate and low quality evidence respectively).
- There was no clinically important difference in stroke, myocardial infarction, stent thrombosis, and all bleeding outcomes including intracranial haemorrhage (1506 participants in 1 study, low to moderate quality evidence).

1.7.2 Health economic evidence statements

- No relevant economic evaluations were identified.

1.8 The committee's discussion of the evidence

1.8.1 Interpreting the evidence

1.8.1.1 The outcomes that matter most

The committee agreed that outcomes critical for decision making were all-cause mortality, myocardial re-infarction, stroke and complications related to bleeding, in the short term (≤ 30 days), intermediate term (up to 1 year) and long term (> 1 year). Health related quality of life was also considered critical for decision making.

Withdrawal of study drug due to any side effect and stent thrombosis were considered important outcomes for decision making.

1.8.1.2 The quality of the evidence

Four randomised controlled trials were included in the review. One study (REDUAL) compared triple therapy with warfarin, clopidogrel and aspirin to DAPT with dabigatran and clopidogrel. The second study (PIONEER AF-PCI) compared three different treatment strategies: low dose rivaroxaban (15 mg once daily) plus clopidogrel, a very low dose rivaroxaban (2.5 mg twice daily) plus clopidogrel and aspirin, and triple therapy with warfarin, clopidogrel and aspirin. The third trial (AUGUSTUS) was a 2 x 2 factorial trial which compared apixaban with warfarin and aspirin with placebo and therefore provided several comparisons relevant to our review. This trial did not report the data for all the comparison arms that were relevant to our review and we were initially unable to obtain the raw data for this trial to be included. However, a network meta-analysis was later published by the same authors and this was used as the source of the raw data for the AUGUSTUS trial within this review. The fourth trial (ENTRUST PCI) compared edoxaban plus clopidogrel to triple therapy with a vitamin K antagonist (VKA) and aspirin. This study did not specify which VKA

was used but the committee agreed that as this was a very recent study, the VKA was likely to be warfarin.

From the outset, the committee did not wish to analyse the data grouped by the different classes of drugs. The aim was to make recommendations on specific drug combinations and therefore each comparison was analysed separately.

GRADE assessments across all outcomes ranged from very low to high. This was mainly due to risk of bias and imprecision.

There was no evidence available for any of the outcomes in the short term (≤ 30 days), nor of health related quality of life at any time point.

1.8.1.3 Benefits and harms

The committee agreed that when using triple therapy there was a general trend towards a reduction in mortality and MI, but no firm conclusion could be drawn because of inconsistency between studies and wide confidence intervals. Moreover, these potential benefits needed to be balanced against the clinically important increase in bleeding rates when using triple therapy. This pattern of results was seen in the study that used triple therapy with an unspecified VKA compared to dual therapy with edoxaban plus clopidogrel, and in the arms of the AUGUSTUS study in which triple therapy comprising apixaban, clopidogrel and aspirin was compared to dual therapy with either apixaban or warfarin combined with clopidogrel. However, in AUGUSTUS triple therapy with warfarin combined with clopidogrel and aspirin did not reduce mortality compared to dual therapy with apixaban plus clopidogrel. In the PIONEER study the differences between triple therapy with rivaroxaban, clopidogrel and aspirin versus dual therapy without aspirin were small and in opposite directions for mortality and myocardial infarction, but again there was an increase in bleeding complications with triple therapy even though the dose of rivaroxaban was lower in this arm of the study. Overall the increase in bleeding risk with triple therapy was more consistent and larger than the benefit in reduction of mortality or MI, although the committee noted that there was no short-term data and they could not rule out a possible role for triple therapy in the first few weeks after presenting with ACS.

There are few opportunities in these data to directly compare newer anticoagulants with warfarin, but 2 arms of the AUGUSTUS study allow this. Triple therapy with apixaban, clopidogrel and aspirin led to slightly worse mortality than triple therapy with warfarin, but all other outcomes favoured apixaban; and when dual therapy with apixaban plus clopidogrel was compared to dual therapy using warfarin all clinical outcomes favoured apixaban. The differences were mostly relatively small, but more likely to be significant when considering bleeding complications which were less with apixaban. In the PIONEER study the combination of rivaroxaban, clopidogrel and aspirin was compared to triple therapy with warfarin. All-cause mortality, stroke and stent thrombosis were higher in the rivaroxaban arm, but risk of myocardial infarction and bleeding complications were lower, the latter significantly so. The dose of rivaroxaban used in this study was lower than that recommended for treating conditions such as atrial fibrillation or deep venous thrombosis, and the committee took this into account when considering the results.

There were no direct comparisons between any of the anticoagulant drugs other than those with warfarin.

Whilst reviewing the pairwise outcome data, the committee found it difficult to reach an overarching conclusion about the most clinically effective treatment/s. The committee considered the proposal of conducting network meta-analyses (NMAs) of this evidence review to inform decision-making. Traditionally, an NMA can provide some clarity around the relative effects for treatments within a network and aid decision-making. However, this can be limited if there are few studies included in an NMA, leading to potential uncertainty in the results. This was the case with the NMAs that were conducted for the outcomes: all-cause mortality,

myocardial infarction and major bleeding (see further details in Appendix G). There is a lot of uncertainty in the relative effects, with overlapping credible intervals.

A recently published NMA was identified and subsequently excluded from this review for the following reasons. Firstly, it did not have a threshold for the proportion of ACS in the included study populations. The committee had agreed a threshold of >60% ACS (with 50-60% being acceptable but downgraded). One of the studies included in the published NMA had been excluded from this evidence review as the population of ACS was only 28%. In addition, a recent additional study was included in our evidence review but was not included in the published NMA. Lastly, the published NMA had grouped the drugs into their respective classes but the committee wanted to look at the specific drug combinations. A sensitivity analysis was conducted which showed that there was a difference in the direction of effect for the NMAs conducted for our evidence versus the recently published NMA. It was therefore agreed that using the recently published NMA would not be appropriate for decision-making for this evidence review.

The committee noted that the majority of evidence about combining antiplatelets and anticoagulants related to clopidogrel or aspirin rather than prasugrel or ticagrelor. The committee were concerned that bleeding risk may be higher in combinations of anticoagulants and prasugrel or ticagrelor and so given the lack of evidence were cautious about using them in this population. However, the studies using newer anticoagulants with clopidogrel and/or aspirin were reassuring in that outcomes were not inferior to those with warfarin, and previous guidance in favour of using combinations with warfarin were therefore judged inappropriate.

Cost effectiveness and resource use

No economic evaluations were identified for this review. It is noted that cost effectiveness analyses have been undertaken comparing oral anticoagulants in general populations where they are indicated such as AF and VTE and comparing antiplatelets in a general ACS population (see Evidence review A) and they are all options in current NHS practice for their respective indications. Many people who come into hospital with an ACS will already be on an oral anticoagulant that has been selected as most appropriate for them based on the evidence for that indication. However, it is not clear if risks and benefits from each respective treatment are the same in people that have both indications. In particular bleeding risk is a key clinical concern.

Unit costs were presented to aid committee consideration of cost-effectiveness. There is variation in the cost of anticoagulants and antiplatelets with newer agents being more expensive than older agents. Also, different combinations of these drugs will have different costs. Although the newer anticoagulants are more expensive, the committee estimated that over 50% of people will be taking these instead of warfarin. Also, while warfarin is the cheapest anticoagulant available, there are monitoring costs associated with warfarin as people taking warfarin need to have regular blood tests. The committee did not state which anticoagulant should be offered to people as there was insufficient clinical evidence to support using a specific combination over another. However the committee discussed that the majority of people that are already taking anticoagulants when they have an MI would usually continue taking the same anticoagulant post-MI. Clopidogrel and aspirin are lower cost than prasugrel and ticagrelor.

The recommendations are mostly unchanged from the previous guideline therefore they should not lead to significant change in practice or a substantial resource impact for the NHS in England.

1.8.2 Other factors the committee took into account

The need for regular monitoring of warfarin dosage was noted, with the attendant inconvenience for people taking this treatment and the additional cost. The possibility that warfarin control might be less tightly regulated in routine practice than in the clinical studies was also considered. Conversely, the committee noted that warfarin effects can be reversed if necessary and whilst reversal agents have recently become available for most of the other drugs these are more expensive.

It was noted that the available studies randomised subjects to treatment arms after PCI had been performed. There is therefore no evidence to inform choice of anticoagulant/antiplatelet combinations in the acute peri-procedural treatment phase. The committee were aware that in many centres initial treatment would include triple therapy (i.e. dual anti-platelet therapy plus some form of anticoagulation, although this might be temporary administration of heparin rather than one of the anticoagulants used for continued treatment) and on balance this was felt to be appropriate since at presentation the major concern is to address the acute arterial occlusion. Triple therapy needs to be stopped at some stage because the bleeding risk shown in this Evidence Review will become the predominant problem, but the available studies do not allow a clear statement about how quickly this should happen. The committee therefore recommended that continued treatment should be with the combination of an anticoagulant plus a single anti-platelet agent (either clopidogrel or aspirin depending on individual patient circumstances). They could not specify when the third agent should be stopped but included a statement within their recommendations that prescribers should be aware of the increased bleeding risk with triple therapy.

The committee noted that there are different indications for anti-coagulation in people with ACS, and different patient risk factors (bleeding risk, thromboembolic risk and cardiovascular risk) and wishes. The evidence presented did not clearly favour any particular combination of anti-platelet and anticoagulant therapy and it was agreed that it is not possible to make specific recommendations for one treatment over another. Recommendations of a more general nature were formulated.

References

1. Ako J, Okumura K, Nakao K, Kozuma K, Morino Y, Okazaki K et al. Dual anti-thrombotic therapy with dabigatran after percutaneous coronary intervention in atrial fibrillation - Japanese and East-Asian Subgroup analysis of the RE-DUAL PCI Trial. *Circulation Journal*. 2019; 83(2):327-333
2. Alexander J. Safety of the factor Xa inhibitor, apixaban, in combination with antiplatelet therapy after acute coronary syndrome: Results of the APPRAISE-I dose guiding trial. *Clinical Research in Cardiology*. 2008; 97(12):854
3. Alexander JH. Apixaban, an oral, direct, selective factor Xa inhibitor, in combination with antiplatelet therapy after acute coronary syndrome: Results of the apixaban for prevention of acute ischemic and safety events (APPRAISE) trial. *Circulation*. 2009; 119(22):2877-2885
4. Alexander JH, Lopes RD, James S, Kilaru R, He Y, Mohan P et al. Apixaban with antiplatelet therapy after acute coronary syndrome. *New England Journal of Medicine*. 2011; 365(8):699-708
5. Alexander JH, Lopes RD, Thomas L, Alings M, Atar D, Aylward P et al. Apixaban vs. warfarin with concomitant aspirin in patients with atrial fibrillation: Insights from the ARISTOTLE trial. *European Heart Journal*. 2014; 35(4):224-32
6. Amarenco P, Davis S, Jones EF, Cohen AA, Heiss WD, Kaste M et al. Clopidogrel plus aspirin versus warfarin in patients with stroke and aortic arch plaques. *Stroke*. 2014; 45(5):1248-57
7. Anand SS, Bosch J, Eikelboom JW, Connolly SJ, Diaz R, Widimsky P et al. Rivaroxaban with or without aspirin in patients with stable peripheral or carotid artery disease: an international, randomised, double-blind, placebo-controlled trial. *Lancet*. 2018; 391(10117):219-229
8. Anastasius M, Lau JK, Hyun K, D'Souza M, Patel A, Rankin J et al. The underutilisation of dual antiplatelet therapy in acute coronary syndrome. *International Journal of Cardiology*. 2017; 240:30-36
9. Anonymous. Acute coronary syndrome and rivaroxaban: Not so fast. *Prescrire International*. 2012; 21(132):260
10. Banerjee A. There may be a role for addition of rivaroxaban to aspirin in patients with stable coronary artery disease. *BMJ Evidence-Based Medicine*. 2019; 24(2):78-79
11. Bastiany A, Matteau A, El-Turaby F, Angers-Goulet A, Mansour S, Daneault B et al. Comparison of systematic ticagrelor-based dual antiplatelet therapy to selective triple antithrombotic therapy for left ventricle dysfunction following anterior STEMI. *Scientific Reports*. 2018; 8:10326
12. Bennaghmouch N, de Veer A, Bode K, Mahmoodi BK, Dewilde WJM, Lip GYH et al. Efficacy and safety of the use of non-vitamin k antagonist oral anticoagulants in patients with nonvalvular atrial fibrillation and concomitant aspirin therapy: A meta-analysis of randomized trials. *Circulation*. 2018; 137(11):1117-1129
13. Bhagirath VC, Eikelboom JW, Anand SS. Low-dose rivaroxaban plus aspirin for the prevention of cardiovascular events: An evaluation of COMPASS. *Future Cardiology*. 2018; 14(6):443-453
14. Bosch J, Eikelboom JW, Connolly SJ, Bruns NC, Lanius V, Yuan F et al. Rationale, design and baseline characteristics of participants in the cardiovascular outcomes for

- people using anticoagulation strategies (COMPASS) trial. *Canadian Journal of Cardiology*. 2017; 33(8):1027-1035
15. Brodin E, Seljeflot I, Arnesen H, Hurlen M, Appelbom H, Hansen JB. Endogenous thrombin potential (ETP) in plasma from patients with AMI during antithrombotic treatment. *Thrombosis Research*. 2009; 123(4):573-9
 16. Brunetti ND, Tarantino N, De Gennaro L, Correale M, Santoro F, Di Biase M. Direct oral anticoagulants versus standard triple therapy in atrial fibrillation and PCI: Meta-analysis. *Open Heart*. 2018; 5(2):e000785
 17. Bunmark W, Jinatongthai P, Vathesatogkit P, Thakkinstian A, Reid CM, Wongcharoen W et al. Antithrombotic regimens in patients with percutaneous coronary intervention whom an anticoagulant is indicated: A systematic review and network meta-analysis. *Frontiers in Pharmacology*. 2018; 9:1322
 18. Cairns JA, Wittes J, Wyse DG, Pogue J, Gent M, Hirsh J et al. Monitoring the ACTIVE-W trial: some issues in monitoring a noninferiority trial. *American Heart Journal*. 2008; 155(1):33-41
 19. Cannon CP, Bhatt DL, Oldgren J, Lip GYH, Ellis SG, Kimura T et al. Dual antithrombotic therapy with dabigatran after PCI in atrial fibrillation. *New England Journal of Medicine*. 2017; 377(16):1513-1524
 20. Cannon CP, Gropper S, Bhatt DL, Ellis SG, Kimura T, Lip GY et al. Design and rationale of the RE-DUAL PCI Trial: A prospective, randomized, phase 3b study comparing the safety and efficacy of dual antithrombotic therapy with dabigatran etexilate versus warfarin triple therapy in patients with nonvalvular atrial fibrillation who have undergone percutaneous coronary intervention with stenting. *Clinical Cardiology*. 2016; 39(10):555-564
 21. Cavallari I, Patti G. Meta-analysis comparing the safety and efficacy of dual versus triple antithrombotic therapy in patients with atrial fibrillation undergoing percutaneous coronary intervention. *American Journal of Cardiology*. 2018; 121(6):718-724
 22. Chi G, Kerneis M, Kalayci A, Liu Y, Mehran R, Bode C et al. Safety and efficacy of non-vitamin K oral anticoagulant for atrial fibrillation patients after percutaneous coronary intervention: A bivariate analysis of the PIONEER AF-PCI and RE-DUAL PCI trial. *American Heart Journal*. 2018; 203:17-24
 23. Chi G, Yee MK, Kalayci A, Kerneis M, AlKhalfan F, Mehran R et al. Total bleeding with rivaroxaban versus warfarin in patients with atrial fibrillation receiving antiplatelet therapy after percutaneous coronary intervention. *Journal of Thrombosis and Thrombolysis*. 2018; 46(3):346-350
 24. Connolly SJ, Eikelboom JW, Bosch J, Dagenais G, Dyal L, Lanan F et al. Rivaroxaban with or without aspirin in patients with stable coronary artery disease: An international, randomised, double-blind, placebo-controlled trial. *Lancet*. 2018; 391(10117):205-218
 25. Dewilde W, Berg JT. Design and rationale of the WOEST trial: What is the Optimal antiplatelet and anticoagulant therapy in patients with oral anticoagulation and coronary Stenting (WOEST). *American Heart Journal*. 2009; 158(5):713-718
 26. Dewilde WJ, Janssen PW, Kelder JC, Verheugt FW, De Smet BJ, Adriaenssens T et al. Uninterrupted oral anticoagulation versus bridging in patients with long-term oral anticoagulation during percutaneous coronary intervention: Subgroup analysis from the WOEST trial. *EuroIntervention*. 2015; 11(4):381-90

27. Dewilde WJ, Oirbans T, Verheugt FW, Kelder JC, De Smet BJ, Herrman JP et al. Use of clopidogrel with or without aspirin in patients taking oral anticoagulant therapy and undergoing percutaneous coronary intervention: An open-label, randomised, controlled trial. *Lancet*. 2013; 381(9872):1107-1115
28. Eikelboom JW, Connolly SJ, Bosch J, Dagenais GR, Hart RG, Shestakovska O et al. Rivaroxaban with or without aspirin in stable cardiovascular disease. *New England Journal of Medicine*. 2017; 377(14):1319-1330
29. Fortuni F, Ferlini M, Leonardi S, Angelini F, Crimi G, Somaschini A et al. Dual versus triple therapy in patients on oral anticoagulants and undergoing coronary stent implantation: A systematic review and meta-analysis. *International Journal of Cardiology*. 2018; 273:80-87
30. Franchi F, Rollini F, Cho JR, King R, Phoenix F, Bhatti M et al. Effects of dabigatran on the cellular and protein phase of coagulation in patients with coronary artery disease on dual antiplatelet therapy with aspirin and clopidogrel: Results from a prospective, randomised, double-blind, placebo-controlled study. *Thrombosis and Haemostasis*. 2016; 115(3):622-631
31. Gao F, Shen H, Wang ZJ, Yang SW, Liu XL, Zhou YJ. Rationale and design of the RT-AF study: Combination of rivaroxaban and ticagrelor in patients with atrial fibrillation and coronary artery disease undergoing percutaneous coronary intervention. *Contemporary Clinical Trials*. 2015; 43:129-32
32. Gao YX, Li Y, Yu XZ, Li L, Li L, Yuan YQ et al. Prevention of non-acute stent thrombosis after drug-eluting stent implantation. *Zhonghua Wei Zhong Bing Ji Jiu Yi Xue*. 2013; 25(5):285-289
33. Gibson CM, Levitan B, Gibson WJ, Yee MK, Murphy SA, Yuan Z et al. Fatal or irreversible bleeding and ischemic events with rivaroxaban in acute coronary syndrome. *Journal of the American College of Cardiology*. 2018; 72(2):129-136
34. Gibson CM, Mega JL, Burton P, Goto S, Verheugt F, Bode C et al. Rationale and design of the Anti-Xa therapy to lower cardiovascular events in addition to standard therapy in subjects with acute coronary syndrome-thrombolysis in myocardial infarction 51 (ATLAS-ACS 2 TIMI 51) trial: a randomized, double-blind, placebo-controlled study to evaluate the efficacy and safety of rivaroxaban in subjects with acute coronary syndrome. *American Heart Journal*. 2011; 161(5):815-821.e6
35. Gibson CM, Mehran R, Bode C, Halperin J, Verheugt F, Wildgoose P et al. An open-label, randomized, controlled, multicenter study exploring two treatment strategies of rivaroxaban and a dose-adjusted oral vitamin K antagonist treatment strategy in subjects with atrial fibrillation who undergo percutaneous coronary intervention (PIONEER AF-PCI). *American Heart Journal*. 2015; 169(4):472-8.e5
36. Gibson CM, Mehran R, Bode C, Halperin J, Verheugt FW, Wildgoose P et al. Prevention of bleeding in patients with atrial fibrillation undergoing PCI. *New England Journal of Medicine*. 2016; 375(25):2423-2434
37. Gibson CM, Pinto DS, Chi G, Arbetter D, Yee M, Mehran R et al. Recurrent hospitalization among patients with atrial fibrillation undergoing intracoronary stenting treated with 2 treatment strategies of rivaroxaban or a dose-adjusted oral vitamin K antagonist treatment strategy. *Circulation*. 2017; 135(4):323-333
38. Gibson WJ, Gibson CM, Yee MK, Korjian S, Daaboul Y, Plotnikov AN et al. Safety and efficacy of rivaroxaban when added to aspirin monotherapy among stabilized post-acute coronary syndrome patients: A pooled analysis study of ATLAS ACS-TIMI

- 46 and ATLAS ACS 2-TIMI 51. *Journal of the American Heart Association*. 2019; 8(5):e009451
39. Goette A, Merino JL, Ezekowitz MD, Zamoryakhin D, Melino M, Jin J et al. Edoxaban versus enoxaparin-warfarin in patients undergoing cardioversion of atrial fibrillation (ENSURE-AF): A randomised, open-label, phase 3b trial. *Lancet*. 2016; 388(10055):1995-2003
40. Golwala HB, Cannon CP, Steg PG, Doros G, Qamar A, Ellis SG et al. Safety and efficacy of dual vs. triple antithrombotic therapy in patients with atrial fibrillation following percutaneous coronary intervention: A systematic review and meta-analysis of randomized clinical trials. *European Heart Journal*. 2018; 39(19):1726-1735
41. Greenberg B, Neaton JD, Anker SD, Byra WM, Cleland JGF, Deng H et al. Association of rivaroxaban with thromboembolic events in patients with heart failure, coronary disease, and sinus rhythm: A post hoc analysis of the COMMANDER HF trial. *JAMA Cardiology*. 2019; 4(6):515-523
42. Halg C, Brunner-La Rocca HP, Kaiser C, Jeger R, Osswald S, Pfisterer M et al. Early and late increased bleeding rates after angioplasty and stenting due to combined antiplatelet and anticoagulant therapy. *EuroIntervention*. 2009; 5(4):425-431
43. Haller PM, Sulzgruber P, Kaufmann C, Geelhoed B, Tamargo J, Wassmann S et al. Bleeding and ischemic outcomes in patients treated with dual or triple antithrombotic therapy - systematic review and meta-analysis. *European Heart Journal Cardiovascular Pharmacotherapy*. 2019; 5(4):226-236
44. Hess CN, James S, Lopes RD, Wojdyla DM, Neely ML, Liaw D et al. Apixaban plus mono versus dual antiplatelet therapy in acute coronary syndromes: Insights from the APPRAISE-2 Trial. *Journal of the American College of Cardiology*. 2015; 66(7):777-787
45. Hoshi T, Sato A, Nogami A, Goshō M, Aonuma K, Safe-A Investigators. Rationale and design of the SAFE-A study: SAFETY and Effectiveness trial of Apixaban use in association with dual antiplatelet therapy in patients with atrial fibrillation undergoing percutaneous coronary intervention. *Journal of Cardiology*. 2017; 69(4):648-651
46. Jackson LR, 2nd, Ju C, Zettler M, Messenger JC, Cohen DJ, Stone GW et al. Outcomes of patients with acute myocardial infarction undergoing percutaneous coronary intervention receiving an oral anticoagulant and dual antiplatelet therapy: A comparison of clopidogrel versus prasugrel from the TRANSLATE-ACS study. *JACC: Cardiovascular Interventions*. 2015; 8(14):1880-9
47. Jackson LR, 2nd, Piccini JP, Cyr DD, Roe MT, Neely ML, Martinez F et al. Dual antiplatelet therapy and outcomes in patients with atrial fibrillation and acute coronary syndromes managed medically without revascularization: Insights from the TRILOGY ACS trial. *Clinical Cardiology*. 2016; 39(9):497-506
48. Joint Formulary Committee. British National Formulary (BNF) Online. Available from: <http://www.medicinescomplete.com> Last accessed: 08/11/2019
49. Kerneis M, Gibson CM, Chi G, Mehran R, AlKhalfan F, Talib U et al. Effect of procedure and coronary lesion characteristics on clinical outcomes among atrial fibrillation patients undergoing percutaneous coronary intervention: Insights from the PIONEER AF-PCI trial. *JACC: Cardiovascular Interventions*. 2018; 11(7):626-634
50. Kerneis M, Yee MK, Mehran R, Nafee T, Bode C, Halperin JL et al. Association of international normalized ratio stability and bleeding outcomes among atrial fibrillation

- patients undergoing percutaneous coronary intervention. *Circulation: Cardiovascular Interventions*. 2019; 12(2):e007124
51. Khan SU, Arshad A, Riaz IB, Talluri S, Nasir F, Kaluski E. Meta-analysis of the safety and efficacy of the oral anticoagulant agents (apixaban, rivaroxaban, dabigatran) in patients with acute coronary syndrome. *American Journal of Cardiology*. 2018; 121(3):301-307
 52. Khan SU, Khan MU, Ghani AR, Lone AN, Arshad A, Kaluski E. Meta-analysis of antithrombotic therapy in atrial fibrillation after percutaneous coronary intervention. *American Journal of Cardiology*. 2018; 121(10):1200-1206
 53. Korjian S, Braunwald E, Daaboul Y, Verheugt F, Bode C, Tendera M et al. Safety and efficacy of rivaroxaban for the secondary prevention following acute coronary syndromes among biomarker-positive patients: Insights from the ATLAS ACS 2-TIMI 51 trial. *European Heart Journal: Acute Cardiovascular Care*. 2019; 8(2):186-193
 54. Lamy A, Eikelboom J, Sheth T, Connolly S, Bosch J, Fox KAA et al. Rivaroxaban, aspirin, or both to prevent early coronary bypass graft occlusion: The COMPASS-CABG study. *Journal of the American College of Cardiology*. 2019; 73(2):121-130
 55. Li JX, Li Y, Yan SJ, Han BH, Song ZY, Song W et al. Optimal antithrombotic therapy in patients with atrial fibrillation following percutaneous coronary intervention: A systemic review and meta-analysis. *Biomedical Reports*. 2018; 8(2):138-147
 56. Liang GZ, Zhang FX, Luo XY, Zhang CM, Hu L, Feng YP et al. A prospective randomized control clinical trial about clopidogrel combined with warfarin versus clopidogrel alone in the prevention of restenosis after femoral-popliteal artery angioplasty. *Chinese Journal of Surgery*. 2012; 50(8):704-708
 57. Lip GYH, Al-Saady N, Ezekowitz MD, Banach M, Goette A. The relationship of renal function to outcome: A post hoc analysis from the Edoxaban versus warfarin in subjects Undergoing cardioversion of Atrial Fibrillation (ENSURE-AF) study. *American Heart Journal*. 2017; 193:16-22
 58. Lip GYH, Al-Saady N, Jin J, Sun M, Melino M, Winters SM et al. Anticoagulation control in warfarin-treated patients undergoing cardioversion of atrial fibrillation (from the edoxaban versus enoxaparin-warfarin in patients undergoing cardioversion of atrial fibrillation trial). *American Journal of Cardiology*. 2017; 120(5):792-796
 59. Lip GYH, Mauri L, Montalescot G, Ozkor M, Vardas P, Steg PG et al. Relationship of stroke and bleeding risk profiles to efficacy and safety of dabigatran dual therapy versus warfarin triple therapy in atrial fibrillation after percutaneous coronary intervention: An ancillary analysis from the RE-DUAL PCI trial. *American Heart Journal*. 2019; 212:13-22
 60. Lopes RD, Heizer G, Aronson R, Vora AN, Massaro T, Mehran R et al. Antithrombotic therapy after acute coronary syndrome or PCI in atrial fibrillation. *New England Journal of Medicine*. 2019; 380(16):1509-1524
 61. Lopes RD, Hong H, Harskamp RE, Bhatt DL, Mehran R, Cannon CP et al. Safety and efficacy of antithrombotic strategies in patients with atrial fibrillation undergoing percutaneous coronary intervention: A network meta-analysis of randomized controlled trials. *JAMA Cardiology*. 2019; 4(8):747-755
 62. Lopes RD, Vora AN, Liaw D, Granger CB, Darius H, Goodman SG et al. An open-label, 2 x 2 factorial, randomized controlled trial to evaluate the safety of apixaban vs. vitamin K antagonist and aspirin vs. placebo in patients with atrial fibrillation and

- acute coronary syndrome and/or percutaneous coronary intervention: Rationale and design of the AUGUSTUS trial. *American Heart Journal*. 2018; 200:17-23
63. Lou B, Liang X, Wu Y, Deng Y, Zhou B, Yuan Z et al. Meta-analysis comparing dual versus single antiplatelet therapy in combination with antithrombotic therapy in patients with atrial fibrillation who underwent percutaneous coronary intervention with stent implantation. *American Journal of Cardiology*. 2018; 122(4):604-611
64. Lu W, Chen L, Wang Y, Yao Y, Fu C, Zuo P et al. Rationale and design of MANJUSRI trial: A randomized, open-label, active-controlled multicenter study to evaluate the safety of combined therapy with ticagrelor and warfarin in AF subjects after PCI-eS. *Contemporary Clinical Trials*. 2015; 40:166-71
65. Maegdefessel L, Schlitt A, Faerber J, Bond SP, Messow CM, Buerke M et al. Anticoagulant and/or antiplatelet treatment in patients with atrial fibrillation after percutaneous coronary intervention. A single-center experience. *Medizinische Klinik*. 2008; 103(9):628-32
66. Massie BM, Collins JF, Ammon SE, Armstrong PW, Cleland JG, Ezekowitz M et al. Randomized trial of warfarin, aspirin, and clopidogrel in patients with chronic heart failure: the Warfarin and Antiplatelet Therapy in Chronic Heart Failure (WATCH) trial. *Circulation*. 2009; 119(12):1616-24
67. Matsumura-Nakano Y, Shizuta S, Komasa A, Morimoto T, Masuda H, Shiomi H et al. Open-label randomized trial comparing oral anticoagulation with and without single antiplatelet therapy in patients with atrial fibrillation and stable coronary artery disease beyond 1 year after coronary stent implantation. *Circulation*. 2019; 139(5):604-616
68. Mega JL, Braunwald E, Mohanavelu S, Burton P, Poulter R, Misselwitz F et al. Rivaroxaban versus placebo in patients with acute coronary syndromes (ATLAS ACS-TIMI 46): A randomised, double-blind, phase II trial. *Lancet*. 2009; 374(9683):29-38
69. Mo F, Li J, Yan Y, Wu W, Lai S. Effect and safety of antithrombotic therapies for secondary prevention after acute coronary syndrome: A network meta-analysis. *Drug Design, Development and Therapy*. 2018; 12:3583-3594
70. National Institute for Health and Care Excellence. Developing NICE guidelines: the manual [updated October 2018]. London. National Institute for Health and Care Excellence, 2014. Available from: <http://www.nice.org.uk/article/PMG20/chapter/1%20Introduction%20and%20overview>
71. Nijenhuis VJ, Bennaghmouch N, Hassell M, Baan J, Jr., van Kuijk JP, Agostoni P et al. Rationale and design of POPular-TAVI: antiPlatelet therapy fOr Patients undergoing Transcatheter Aortic Valve Implantation. *American Heart Journal*. 2016; 173:77-85
72. Ogawa H, Goto S, Matsuzaki M, Hiro S, Shima D, investigators A-J. Randomized, double-blind trial to evaluate the safety of apixaban with antiplatelet therapy after acute coronary syndrome in Japanese patients (APPRAISE-J). *Circulation Journal*. 2013; 77(9):2341-8
73. Ohman EM, Roe MT, Steg PG, James SK, Povsic TJ, White J et al. Clinically significant bleeding with low-dose rivaroxaban versus aspirin, in addition to P2Y12 inhibition, in acute coronary syndromes (GEMINI-ACS-1): A double-blind, multicentre, randomised trial. *Lancet*. 2017; 389(10081):1799-1808
74. Oldgren J, Budaj A, Granger CB, Khder Y, Roberts J, Siegbahn A et al. Dabigatran vs. placebo in patients with acute coronary syndromes on dual antiplatelet therapy: A

- randomized, double-blind, phase II trial. *European Heart Journal*. 2011; 32(22):2781-2789
75. Oldgren J, Steg PG, Hohnloser SH, Lip GYH, Kimura T, Nordaby M et al. Dabigatran dual therapy with ticagrelor or clopidogrel after percutaneous coronary intervention in atrial fibrillation patients with or without acute coronary syndrome: A subgroup analysis from the RE-DUAL PCI trial. *European Heart Journal*. 2019; 40(19):1553-1562
76. Özdemir M. PIONEER AF-PCI trial. *Turk Kardiyoloji Dernegi Arsivi*. 2017; 45(Suppl 4):10-14
77. Palla M, Briasoulis A, Kondur A. Oral anticoagulants with dual antiplatelet therapy versus clopidogrel in patients after percutaneous coronary intervention: A meta-analysis. *American Journal of Therapeutics*. 2019; 26(1):e143-e150
78. Pandor A, Pollard D, Chico T, Henderson R, Stevenson M. Rivaroxaban for preventing atherothrombotic events in people with acute coronary syndrome and elevated cardiac biomarkers: An evidence review group perspective of a NICE single technology appraisal. *Pharmacoeconomics*. 2016; 34(5):463-77
79. Patti G, Pecun L, Lucerna M, Huber K, Rohla M, Renda G et al. Outcomes of anticoagulated patients with atrial fibrillation treated with or without antiplatelet therapy - A pooled analysis from the PREFER in AF and PREFER in AF PROLONGATON registries. *International Journal of Cardiology*. 2018; 270:160-166
80. Povsic TJ, Roe MT, Ohman EM, Steg PG, James S, Plotnikov A et al. A randomized trial to compare the safety of rivaroxaban vs aspirin in addition to either clopidogrel or ticagrelor in acute coronary syndrome: The design of the GEMINI-ACS-1 phase II study. *American Heart Journal*. 2016; 174:120-8
81. Sambola A, Montoro JB, Del Blanco BG, Llaverro N, Barrabes JA, Alfonso F et al. Dual antiplatelet therapy versus oral anticoagulation plus dual antiplatelet therapy in patients with atrial fibrillation and low-to-moderate thromboembolic risk undergoing coronary stenting: design of the MUSICA-2 randomized trial. *American Heart Journal*. 2013; 166(4):669-75
82. Schwalm JD, Ahmad M, Salehian O, Eikelboom JW, Natarajan MK. Warfarin after anterior myocardial infarction in current era of dual antiplatelet therapy: A randomized feasibility trial. *Journal of Thrombosis and Thrombolysis*. 2010; 30(2):127-132
83. Shin D, Mohanty BD, Lee ES. Dual versus triple antithrombotic therapy after percutaneous coronary intervention or acute coronary syndrome in patients with indication for anticoagulation: an updated meta-analysis. *Coronary Artery Disease*. 2018; 29(8):670-680
84. Steg PG, Mehta SR, Jukema JW, Lip GY, Gibson CM, Kovar F et al. RUBY-1: A randomized, double-blind, placebo-controlled trial of the safety and tolerability of the novel oral factor Xa inhibitor darexaban (YM150) following acute coronary syndrome. *European Heart Journal*. 2011; 32(20):2541-54
85. Tan JY, Shi WH, He J, Zhu L, Wang TP, Yu B. A clinical trial of using antiplatelet therapy to prevent restenosis following peripheral artery angioplasty and stenting. *Chinese Journal of Medical Genetics*. 2008; 88(12):812-815
86. Vafaey HR, Omran MTS, Abbaspour S, Banihashem N, Ganji GF. Anti-coagulation therapy following coronary endarterectomy in patient with coronary artery bypass graft. *Caspian Journal of Internal Medicine*. 2018; 9(1):27-31

87. Vranckx P, Lewalter T, Valgimigli M, Tijssen JG, Reimitz PE, Eckardt L et al. Evaluation of the safety and efficacy of an edoxaban-based antithrombotic regimen in patients with atrial fibrillation following successful percutaneous coronary intervention (PCI) with stent placement: Rationale and design of the ENTRUST-AF PCI trial. *American Heart Journal*. 2018; 196:105-112
88. Vranckx P, Valgimigli M, Eckardt L, Tijssen J, Lewalter T, Gargiulo G et al. Edoxaban-based versus vitamin K antagonist-based antithrombotic regimen after successful coronary stenting in patients with atrial fibrillation (ENTRUST-AF PCI): a randomised, open-label, phase 3b trial. *Lancet*. 2019; 394(10206):P1335-1343
89. Windecker S, Tijssen J, Giustino G, Guimaraes AH, Mehran R, Valgimigli M et al. Trial design: Rivaroxaban for the prevention of major cardiovascular events after transcatheter aortic valve replacement: Rationale and design of the GALILEO study. *American Heart Journal*. 2017; 184:81-87
90. Yasuda S, Kaikita K, Ogawa H, Akao M, Ako J, Matoba T et al. Atrial fibrillation and ischemic events with rivaroxaban in patients with stable coronary artery disease (AFIRE): Protocol for a multicenter, prospective, randomized, open-label, parallel group study. *International Journal of Cardiology*. 2018; 265:108-112
91. Yuan J. Efficacy and safety of adding rivaroxaban to the anti-platelet regimen in patients with coronary artery disease: a systematic review and meta-analysis of randomized controlled trials. *BMC Pharmacology & Toxicology*. 2018; 19:19
92. Zhang J, Wang Z, Sang W, Wei M, Xu F, Chen Y. Omission of aspirin in patients taking oral anticoagulation after percutaneous coronary intervention: A systematic review and meta-analysis. *Coronary Artery Disease*. 2019; 30(2):109-115

Appendices

Appendix A: Review protocols

Table 15: Review protocol: Combination therapy

ID	Field	Content
0.	PROSPERO registration number	CRD42019147574
1.	Review title	What is the most clinically and cost effective combination of antiplatelet and anticoagulant therapies for people who have had an ACS and a separate indication for anticoagulation?
2.	Review question	What is the most clinically and cost effective combination of antiplatelet and anticoagulant therapies for people who have had an ACS and a separate indication for anticoagulation?
3.	Objective	To assess the most clinically and cost effective combination of antiplatelet and anticoagulant therapies in patients with an indication for long-term anticoagulant therapy, who have also had ACS.
4.	Searches	<p>The following databases will be searched:</p> <ul style="list-style-type: none"> • Cochrane Central Register of Controlled Trials (CENTRAL) • Cochrane Database of Systematic Reviews (CDSR) • Embase • MEDLINE <p>Searches will be restricted by:</p> <ul style="list-style-type: none"> • English language • Human studies • Letters and comments are excluded. <p>Other searches:</p> <ul style="list-style-type: none"> • Inclusion lists of relevant systematic reviews will be checked by the reviewer. <p>The searches may be re-run 6 weeks before the final committee meeting and further studies retrieved for inclusion if relevant.</p>

		The full search strategies will be published in the final review.
5.	Condition or domain being studied	Acute coronary syndrome
6.	Population	<p>Inclusion:</p> <ul style="list-style-type: none"> Adults (≥ 18 years) who have had ACS and a comorbid condition needing oral anticoagulation. <p>The following groups may be included:</p> <ul style="list-style-type: none"> Patients with mechanical valve replacements Patients with VTE needing continuing treatment Patients who have left ventricular thrombus Patients with atrial fibrillation (AF) who have had an MI and are taking anticoagulant agents Mixed populations (ACS and stable) may be included if $> 60\%$ ACS <p>Exclusion: None</p>
7.	Intervention/Exposure/Test	<p>Post discharge treatment (may be initiated in hospital but should not be stopped before discharge).</p> <ul style="list-style-type: none"> Dual antiplatelet therapy + warfarin Dual antiplatelet therapy + rivaroxaban Dual antiplatelet therapy + dabigatran Dual antiplatelet therapy + apixaban Dual antiplatelet therapy + Edoxaban Aspirin + apixaban Aspirin + warfarin Aspirin + rivaroxaban Aspirin + dabigatran Aspirin + edoxaban Clopidogrel/prasugrel/ticagrelor + warfarin Clopidogrel/prasugrel/ticagrelor + rivaroxaban Clopidogrel/prasugrel/ticagrelor + dabigatran

		<ul style="list-style-type: none"> • Clopidogrel/prasugrel/ticagrelor + apixaban • Clopidogrel/ prasugrel/ticagrelor + edoxaban <p>Note</p> <p>Dual antiplatelet therapy = aspirin + clopidogrel/ticagrelor/prasugrel</p>
8.	Comparator/Reference standard/Confounding factors	<ul style="list-style-type: none"> • Dual antiplatelet therapy alone • Warfarin alone • Rivaroxaban alone • Dabigatran alone • apixaban alone • Aspirin alone • Clopidogrel/prasugrel/ticagrelor alone • Edoxaban
9.	Types of study to be included	<ul style="list-style-type: none"> • Randomised Controlled Trials (RCT) • Systematic Reviews (SR) of RCTs <p>Non-randomised studies will be excluded.</p>
10.	Other exclusion criteria	<p>Non-English language studies.</p> <p>Abstracts will be excluded as it is expected there will be sufficient full text published studies available.</p>
11.	Context	N/A
12.	Primary outcomes (critical outcomes)	<ul style="list-style-type: none"> • All-cause mortality - short term (≤ 30 days) • All-cause mortality- intermediate term (up to 1 year) • All-cause mortality- long term (>1 year) • Myocardial re-infarction - short term (≤ 30 days) • Myocardial re-infarction - intermediate term (up to 1 year) • Myocardial re-infarction - short term (≤ 30 days) • stroke - short term (≤ 30 days) • stroke - long term (>1 year) • stroke - short term (≤ 30 days) • Complications related to bleeding short term (≤ 30 days), intermediate term (up to 1 year), and long term (>1 year) including haemorrhagic stroke –(access bleeding and non-access bleeding need to be differentiated)- the following hierarchy of bleeding scales will be used: <ul style="list-style-type: none"> ○ BARC ○ Author’s definition

		<ul style="list-style-type: none"> ○ TIMI ○ GUSTO <p>Where possible, bleeding outcomes will be categorised into:</p> <ul style="list-style-type: none"> ○ Major bleeding (including BARC 3-5 and as reported by author) ○ Minor bleeding (including BARC 2, TIMI and as reported by author). – 1 year <ul style="list-style-type: none"> ● Health-related quality of life including EQ5D and SF-36.
13	Secondary outcomes (important outcomes)	<ul style="list-style-type: none"> ● Withdrawal of study drug due to any side effects ● Probable and/or definite stent thrombosis at 1 year
14	Data extraction (selection and coding)	<p>EndNote will be used for reference management, sifting, citations and bibliographies. Titles and/or abstracts of studies retrieved using the search strategy and those from additional sources will be screened for inclusion.</p> <p>The full text of potentially eligible studies will be retrieved and will be assessed for eligibility in line with the criteria outlined above.</p> <p>10% of the abstracts will be reviewed by two reviewers, with any disagreements resolved by discussion or, if necessary, a third independent reviewer.</p> <p>An in-house developed database; EviBase, will be used for data extraction. A standardised form is followed to extract data from studies (see Developing NICE guidelines: the manual section 6.4) and for undertaking assessment of study quality. Summary evidence tables will be produced including information on: study setting; study population and participant demographics and baseline characteristics; details of the intervention and control interventions; study methodology' recruitment and missing data rates; outcomes and times of measurement; critical appraisal ratings.</p> <p>A second reviewer will quality assure the extracted data. Discrepancies will be identified and resolved through discussion (with a third reviewer where necessary).</p>
15	Risk of bias (quality) assessment	<p>Risk of bias will be assessed using the appropriate checklist as described in Developing NICE guidelines: the manual.</p> <p>For Intervention reviews the following checklist will be used according to study design being assessed:</p> <ul style="list-style-type: none"> ● Systematic reviews: Risk of Bias in Systematic Reviews (ROBIS) ● Randomised Controlled Trial: Cochrane RoB (2.0)

		Disagreements between the review authors over the risk of bias in particular studies will be resolved by discussion, with involvement of a third review author where necessary.
16	Strategy for data synthesis	<p>Where possible, data will be meta-analysed. Pairwise meta-analyses will be performed using Cochrane Review Manager (RevMan5) to combine the data given in all studies for each of the outcomes stated above. A fixed effect meta-analysis, with weighted mean differences for continuous outcomes and risk ratios for binary outcomes will be used, and 95% confidence intervals will be calculated for each outcome.</p> <p>Heterogeneity between the studies in effect measures will be assessed using the I^2 statistic and visually inspected. We will consider an I^2 value greater than 50% indicative of substantial heterogeneity. Sensitivity analyses will be conducted based on pre-specified subgroups using stratified meta-analysis to explore the heterogeneity in effect estimates. If this does not explain the heterogeneity, the results will be presented using random-effects.</p> <p>GRADE pro will be used to assess the quality of each outcome, taking into account individual study quality and the meta-analysis results. The 4 main quality elements (risk of bias, indirectness, inconsistency and imprecision) will be appraised for each outcome.</p> <p>Publication bias is tested for when there are more than 5 studies for an outcome. Other bias will only be taken into consideration in the quality assessment if it is apparent.</p> <p>Where meta-analysis is not possible, data will be presented and quality assessed individually per outcome.</p> <p>If sufficient data is available to make a network of treatments, WinBUGS will be used for network meta-analysis.</p>
17	Analysis of sub-groups	<ul style="list-style-type: none"> • Indication for anticoagulant (mechanical heart valves vs. VTE) • Type of treatment of MI (PCI or CABG or medical) • Types of stents (bare metal stent vs. drug eluting stent)
18	Type and method of review	<input checked="" type="checkbox"/> Intervention <input type="checkbox"/> Diagnostic <input type="checkbox"/> Prognostic <input type="checkbox"/> Qualitative <input type="checkbox"/> Epidemiologic <input type="checkbox"/> Service Delivery <input type="checkbox"/> Other (please specify)

19	Language	English		
20	Country	England		
21	Anticipated or actual start date	30/04/19		
22	Anticipated completion date	14/05/20		
23	Stage of review at time of this submission	Review stage	Started	Completed
		Preliminary searches	<input type="checkbox"/> <input type="checkbox"/>	<input checked="" type="checkbox"/> <input checked="" type="checkbox"/>
		Piloting of the study selection process	<input type="checkbox"/> <input type="checkbox"/>	<input checked="" type="checkbox"/> <input checked="" type="checkbox"/>
		Formal screening of search results against eligibility criteria	<input type="checkbox"/> <input type="checkbox"/>	<input checked="" type="checkbox"/> <input checked="" type="checkbox"/>
		Data extraction	<input type="checkbox"/> <input type="checkbox"/>	<input checked="" type="checkbox"/> <input checked="" type="checkbox"/>
		Risk of bias (quality) assessment	<input type="checkbox"/> <input type="checkbox"/>	<input checked="" type="checkbox"/> <input checked="" type="checkbox"/>
		Data analysis	<input type="checkbox"/> <input type="checkbox"/>	<input checked="" type="checkbox"/> <input checked="" type="checkbox"/>
24	Named contact	<p>5a. Named contact National Guideline Centre</p> <p>5b Named contact e-mail Acute Coronary Syndromes@nice.org.uk</p> <p>5e Organisational affiliation of the review National Institute for Health and Care Excellence (NICE) and the National Guideline Centre</p>		

25	Review team members	<p>From the National Guideline Centre:</p> <ul style="list-style-type: none"> • Dr Bernard Higgins [Guideline lead] • Dr Saoussen Ftouh/Ms Sedina Lewis [Senior Systematic Reviewers] • Miss Sophie Carlisle [Systematic reviewer] • Ms Annabelle Davies/Ms Kate Lovibond [Health economist; Health economists lead] • Ms Agnes Cuyas/Ms Jill Cobb [Information specialists]
26	Funding sources/sponsor	This systematic review is being completed by the National Guideline Centre which receives funding from NICE.
27	Conflicts of interest	All guideline committee members and anyone who has direct input into NICE guidelines (including the evidence review team and expert witnesses) must declare any potential conflicts of interest in line with NICE's code of practice for declaring and dealing with conflicts of interest. Any relevant interests, or changes to interests, will also be declared publicly at the start of each guideline committee meeting. Before each meeting, any potential conflicts of interest will be considered by the guideline committee Chair and a senior member of the development team. Any decisions to exclude a person from all or part of a meeting will be documented. Any changes to a member's declaration of interests will be recorded in the minutes of the meeting. Declarations of interests will be published with the final guideline.
28	Collaborators	Development of this systematic review will be overseen by an advisory committee who will use the review to inform the development of evidence-based recommendations in line with section 3 of Developing NICE guidelines: the manual . Members of the guideline committee are available on the NICE website: [NICE guideline webpage].
29	Other registration details	
30	Reference/URL for published protocol	https://www.crd.york.ac.uk/PROSPERO/display_record.php?RecordID=147574
31	Dissemination plans	<p>NICE may use a range of different methods to raise awareness of the guideline. These include standard approaches such as:</p> <ul style="list-style-type: none"> • notifying registered stakeholders of publication • publicising the guideline through NICE's newsletter and alerts • issuing a press release or briefing as appropriate, posting news articles on the NICE website, using social media channels, and publicising the guideline within NICE.
32	Keywords	Acute coronary syndrome, anti-platelets, anti-coagulation

33 .	Details of existing review of same topic by same authors	N/A
34 .	Current review status	<input type="checkbox"/> Ongoing <input checked="" type="checkbox"/> Completed but not published <input type="checkbox"/> Completed and published <input type="checkbox"/> Completed, published and being updated <input type="checkbox"/> Discontinued
35 ..	Additional information	N/A
36 .	Details of final publication	www.nice.org.uk

Table 16: Health economic review protocol

Review question	All questions – health economic evidence
Objectives	To identify health economic studies relevant to any of the review questions.
Search criteria	<ul style="list-style-type: none"> • Populations, interventions and comparators must be as specified in the clinical review protocol above. • Studies must be of a relevant health economic study design (cost–utility analysis, cost-effectiveness analysis, cost–benefit analysis, cost–consequences analysis, comparative cost analysis). • Studies must not be a letter, editorial or commentary, or a review of health economic evaluations. (Recent reviews will be ordered although not reviewed. The bibliographies will be checked for relevant studies, which will then be ordered.) • Unpublished reports will not be considered unless submitted as part of a call for evidence. • Studies must be in English.
Search strategy	A health economic study search will be undertaken using population-specific terms and a health economic study filter – see appendix B below.
Review strategy	<p>Studies not meeting any of the search criteria above will be excluded. Studies published before 2003, abstract-only studies and studies from non-OECD countries or the USA will also be excluded.</p> <p>Studies published after 2003 that were included in the previous guidelines will be reassessed for inclusion and may be included or selectively excluded based on their relevance to the questions covered in this update and whether more applicable evidence is also identified.</p> <p>Each remaining study will be assessed for applicability and methodological limitations using the NICE economic evaluation checklist which can be found in appendix H of Developing NICE guidelines: the manual (2014).⁷⁰</p> <p>Inclusion and exclusion criteria</p> <ul style="list-style-type: none"> • If a study is rated as both ‘Directly applicable’ and with ‘Minor limitations’ then it will be included in the guideline. A health economic evidence table will be completed and it will be included in the health economic evidence profile.

- If a study is rated as either 'Not applicable' or with 'Very serious limitations' then it will usually be excluded from the guideline. If it is excluded then a health economic evidence table will not be completed and it will not be included in the health economic evidence profile.
- If a study is rated as 'Partially applicable', with 'Potentially serious limitations' or both then there is discretion over whether it should be included.

Where there is discretion

The health economist will make a decision based on the relative applicability and quality of the available evidence for that question, in discussion with the guideline committee if required. The ultimate aim is to include health economic studies that are helpful for decision-making in the context of the guideline and the current NHS setting. If several studies are considered of sufficiently high applicability and methodological quality that they could all be included, then the health economist, in discussion with the committee if required, may decide to include only the most applicable studies and to selectively exclude the remaining studies. All studies excluded on the basis of applicability or methodological limitations will be listed with explanation in the excluded health economic studies appendix below.

The health economist will be guided by the following hierarchies.

Setting:

- UK NHS (most applicable).
- OECD countries with predominantly public health insurance systems (for example, France, Germany, Sweden).
- OECD countries with predominantly private health insurance systems (for example, Switzerland).
- Studies set in non-OECD countries or in the USA will be excluded before being assessed for applicability and methodological limitations.

Health economic study type:

- Cost–utility analysis (most applicable).
- Other type of full economic evaluation (cost–benefit analysis, cost-effectiveness analysis, cost–consequences analysis).
- Comparative cost analysis.
- Non-comparative cost analyses including cost-of-illness studies will be excluded before being assessed for applicability and methodological limitations.

Year of analysis:

- The more recent the study, the more applicable it will be.
- Studies published in 2003 or later (including any such studies included in the previous guideline(s)) but that depend on unit costs and resource data entirely or predominantly from before 2003 will be rated as 'Not applicable'.
- Studies published before 2003 (including any such studies included in the previous guidelines) will be excluded before being assessed for applicability and methodological limitations.

Quality and relevance of effectiveness data used in the health economic analysis:

- The more closely the clinical effectiveness data used in the health economic analysis match with the outcomes of the studies included in the clinical review the more useful the analysis will be for decision-making in the guideline.
- The following will be rated as 'Very serious limitations' and excluded: economic analyses undertaken as part of clinical studies that are excluded from the clinical review; economic models where relative treatment effects are based entirely on studies that are excluded from the clinical review.

Appendix B: Literature search strategies

The literature searches for this review are detailed below and complied with the methodology outlined in Developing NICE guidelines: the manual.⁷⁰

For more information, please see the Methods report published as part of the accompanying documents for this guideline.

B.1 Clinical search literature search strategy

Searches were constructed using a PICO framework where population (P) terms were combined with Intervention (I) and in some cases Comparison (C) terms. Outcomes (O) are rarely used in search strategies for interventions as these concepts may not be well described in title, abstract or indexes and therefore difficult to retrieve. Search filters were applied to the search where appropriate.

Table 17: Database date parameters and filters used

Database	Dates searched	Search filter used
Medline (OVID)	01 January 2008 – 22 July 2019	Exclusions Randomised controlled trials Systematic review studies
Embase (OVID)	01 January 2008 – 22 July 2019	Exclusions Randomised controlled trials Systematic review studies
The Cochrane Library (Wiley)	Cochrane Reviews 2008 to 2019 Issue 7 of 12 CENTRAL 2008 to 2019 Issue 7 of 12	None

Medline (Ovid) search terms

1.	Acute Coronary Syndrome/ or Angina Pectoris/ or Angina, Unstable/ or Coronary Thrombosis/ or exp Myocardial Infarction/
2.	Heart Arrest/
3.	(acute coronary adj2 syndrome*).ti,ab.
4.	((myocardial or heart) adj infarct*).ti,ab.
5.	(heart adj (attack* or event*)).ti,ab.
6.	((heart or cardiac) adj arrest*).ti,ab.
7.	(coronary adj2 thrombos*).ti,ab.
8.	(stemi or st-segment or st segment or st-elevation or st elevation).ti,ab.
9.	"non-ST-segment elevation".ti,ab.
10.	(non-STEMI or NSTEMI or nonSTEMI).ti,ab.
11.	"Q wave myocardial infarction".ti,ab.
12.	"non Q wave MI".ti,ab.
13.	(NSTE-ACS or STE-ACS).ti,ab.
14.	(subendocardial adj3 infarct*).ti,ab.
15.	((unstable or variant) adj2 angina*).ti,ab.
16.	(unstable adj2 coronary).ti,ab.
17.	or/1-16

18.	letter/
19.	editorial/
20.	news/
21.	exp historical article/
22.	Anecdotes as Topic/
23.	comment/
24.	case report/
25.	(letter or comment*).ti.
26.	or/18-25
27.	randomized controlled trial/ or random*.ti,ab.
28.	26 not 27
29.	animals/ not humans/
30.	exp Animals, Laboratory/
31.	exp Animal Experimentation/
32.	exp Models, Animal/
33.	exp Rodentia/
34.	(rat or rats or mouse or mice).ti.
35.	or/28-34
36.	17 not 35
37.	limit 36 to English language
38.	randomized controlled trial.pt.
39.	controlled clinical trial.pt.
40.	randomi#ed.ti,ab.
41.	placebo.ab.
42.	randomly.ti,ab.
43.	Clinical Trials as topic.sh.
44.	trial.ti.
45.	or/38-44
46.	Meta-Analysis/
47.	exp Meta-Analysis as Topic/
48.	(meta analy* or metanaly* or metaanaly* or meta regression).ti,ab.
49.	((systematic* or evidence*) adj3 (review* or overview*)).ti,ab.
50.	(reference list* or bibliograph* or hand search* or manual search* or relevant journals).ab.
51.	(search strategy or search criteria or systematic search or study selection or data extraction).ab.
52.	(search* adj4 literature).ab.
53.	(medline or pubmed or cochrane or embase or psychlit or psyclit or psychinfo or psycinfo or cinahl or science citation index or bids or cancerlit).ab.
54.	cochrane.jw.
55.	((multiple treatment* or indirect or mixed) adj2 comparison*).ti,ab.
56.	or/46-55
57.	Percutaneous Coronary Intervention/
58.	Percutaneous coronary intervention*.ti,ab.
59.	(PPCI or PCI).ti,ab.
60.	Percutaneous Transluminal Coronary Angioplasty.ti,ab.

61.	PTCA.ti,ab.
62.	Angioplasty, Balloon, Coronary/
63.	exp Angioplasty/
64.	(Balloon adj3 coronary).ti,ab.
65.	((primary or coronary or transluminal or balloon) adj3 angioplasty).ti,ab.
66.	Coronary artery dilat*.ti,ab.
67.	exp *Stents/
68.	drug eluting stent*.ti,ab.
69.	(eluting adj3 stent*).ti,ab.
70.	((paclitaxel or sirolimus or everolimus or biolimus or ridaforolimus or zotarolimus or novolimus) adj3 stent*).ti,ab.
71.	or/57-70
72.	(37 or 71) and (45 or 56)
73.	Factor Xa Inhibitors/
74.	(factor Xa inhibitors or apixaban or eliquis or rivaroxaban or xarelto or edoxaban or lixiana or dabigatran or pradaxa or warfarin or coumadin).ti,ab.
75.	rivaroxaban/
76.	DABIGATRAN/
77.	warfarin/
78.	oral anticoagul*.ti,ab.
79.	or/73-78
80.	72 and 79

Embase (Ovid) search terms

1.	acute coronary syndrome/ or angina pectoris/ or unstable angina pectoris/ or coronary artery thrombosis/ or exp heart infarction/
2.	heart arrest/
3.	(acute coronary adj2 syndrome*).ti,ab.
4.	((myocardial or heart) adj infarct*).ti,ab.
5.	(heart adj (attack* or event*)).ti,ab.
6.	((heart or cardiac) adj arrest*).ti,ab.
7.	(coronary adj2 thrombos*).ti,ab.
8.	(stemi or st-segment or st segment or st-elevation or st elevation).ti,ab.
9.	"non-ST-segment elevation".ti,ab.
10.	(non-STEMI or NSTEMI or nonSTEMI).ti,ab.
11.	"Q wave myocardial infarction".ti,ab.
12.	"non Q wave MI".ti,ab.
13.	(NSTE-ACS or STE-ACS).ti,ab.
14.	(subendocardial adj3 infarct*).ti,ab.
15.	((unstable or variant) adj2 angina*).ti,ab.
16.	(unstable adj2 coronary).ti,ab.
17.	or/1-16
18.	letter.pt. or letter/
19.	note.pt.
20.	editorial.pt.
21.	Case report/ or Case study/

22.	(letter or comment*).ti.
23.	or/18-22
24.	randomized controlled trial/ or random*.ti,ab.
25.	23 not 24
26.	animal/ not human/
27.	Nonhuman/
28.	exp Animal Experiment/
29.	exp Experimental animal/
30.	Animal model/
31.	exp Rodent/
32.	(rat or rats or mouse or mice).ti.
33.	or/25-32
34.	17 not 33
35.	limit 34 to English language
36.	random*.ti,ab.
37.	factorial*.ti,ab.
38.	(crossover* or cross over*).ti,ab.
39.	((doubl* or singl*) adj blind*).ti,ab.
40.	(assign* or allocat* or volunteer* or placebo*).ti,ab.
41.	crossover procedure/
42.	single blind procedure/
43.	randomized controlled trial/
44.	double blind procedure/
45.	or/36-44
46.	systematic review/
47.	meta-analysis/
48.	(meta analy* or metanaly* or metaanaly* or meta regression).ti,ab.
49.	((systematic or evidence) adj3 (review* or overview*)).ti,ab.
50.	(reference list* or bibliograph* or hand search* or manual search* or relevant journals).ab.
51.	(search strategy or search criteria or systematic search or study selection or data extraction).ab.
52.	(search* adj4 literature).ab.
53.	(medline or pubmed or cochrane or embase or psychlit or psyclit or psychinfo or psycinfo or cinahl or science citation index or bids or cancerlit).ab.
54.	((pool* or combined) adj2 (data or trials or studies or results)).ab.
55.	cochrane.jw.
56.	((multiple treatment* or indirect or mixed) adj2 comparison*).ti,ab.
57.	or/46-56
58.	transluminal coronary angioplasty/ or percutaneous coronary intervention/
59.	Percutaneous coronary intervention*.ti,ab.
60.	(PPCI or PCI).ti,ab.
61.	Percutaneous Transluminal Coronary Angioplasty.ti,ab.
62.	PTCA.ti,ab.
63.	transluminal coronary angioplasty/ or percutaneous transluminal angioplasty/ or angioplasty/ or percutaneous transluminal angioplasty balloon/

64.	(Balloon adj3 coronary).ti,ab.
65.	((primary or coronary or transluminal or balloon) adj3 angioplasty).ti,ab.
66.	Coronary artery dilat*.ti,ab.
67.	or/58-66
68.	*stent/ or exp *cardiovascular stent/ or exp *drug eluting stent/ or exp *metal stent/
69.	drug eluting stent*.ti,ab.
70.	(eluting adj3 stent*).ti,ab.
71.	((paclitaxel or sirolimus or everolimus or biolimus or ridaforolimus or zotarolimus or novolimus) adj3 stent*).ti,ab.
72.	or/68-71
73.	35 or 67 or 72
74.	73 and (45 or 57)
75.	blood clotting factor 10a inhibitor/
76.	(factor Xa inhibitors or apixaban or eliquis or rivaroxaban or xarelto or edoxaban or lixiana or dabigatran or pradaxa or warfarin or coumadin).ti,ab.
77.	apixaban/
78.	rivaroxaban/
79.	edoxaban/
80.	dabigatran/
81.	warfarin/
82.	oral anticoagul*.ti,ab.
83.	or/75-82
84.	74 and 83

Cochrane Library (Wiley) search terms

#1.	MeSH descriptor: [Acute Coronary Syndrome] this term only
#2.	MeSH descriptor: [Angina Pectoris] this term only
#3.	MeSH descriptor: [Angina, Unstable] this term only
#4.	MeSH descriptor: [Coronary Thrombosis] this term only
#5.	MeSH descriptor: [Myocardial Infarction] explode all trees
#6.	(or #1-#5)
#7.	MeSH descriptor: [Heart Arrest] this term only
#8.	(acute coronary near/2 syndrome*).ti,ab
#9.	((myocardial or heart) next infarct*).ti,ab
#10.	(heart next (attack* or event*)):ti,ab
#11.	((heart or cardiac) next arrest*).ti,ab
#12.	(coronary near/2 thrombos*).ti,ab
#13.	(stemi or st-segment or st segment or st-elevation or st elevation):ti,ab
#14.	non-ST-segment elevation:ti,ab
#15.	(non-STEMI or NSTEMI or nonSTEMI):ti,ab
#16.	Q wave myocardial infarction:ti,ab
#17.	non Q wave MI:ti,ab
#18.	(NSTEMI-ACS or STE-ACS):ti,ab
#19.	(subendocardial near/3 infarct*).ti,ab
#20.	((unstable or variant) near/2 angina*).ti,ab
#21.	(unstable near/2 coronary):ti,ab

#22.	(or #6-#21)
#23.	MeSH descriptor: [Percutaneous Coronary Intervention] explode all trees
#24.	Percutaneous coronary intervention*:ti,ab
#25.	(PPCI or PCI):ti,ab
#26.	MeSH descriptor: [Angioplasty, Balloon, Coronary] explode all trees
#27.	Percutaneous Transluminal Coronary Angioplasty:ti,ab
#28.	PTCA:ti,ab
#29.	MeSH descriptor: [Angioplasty] explode all trees
#30.	(Balloon near/3 coronary):ti,ab
#31.	((primary or coronary or transluminal or balloon) near/3 angioplasty):ti,ab
#32.	Coronary artery dilat*:ti,ab
#33.	(or #23-#32)
#34.	MeSH descriptor: [Stents] explode all trees
#35.	(drug next eluting next stent*):ti,ab
#36.	(eluting near/3 stent*):ti,ab
#37.	((paclitaxel or sirolimus or everolimus or biolimus or ridaforolimus or zotarolimus or novolimus) near/3 stent*):ti,ab
#38.	(or #34-#37)
#39.	#22 or #33 or #38
#40.	MeSH descriptor: [Factor Xa Inhibitors] explode all trees
#41.	(factor Xa inhibitors or apixaban or eliquis or rivaroxaban or xarelto or edoxaban or lixiana or dabigatran or pradaxa or warfarin or coumadin):ti,ab
#42.	MeSH descriptor: [Rivaroxaban] explode all trees
#43.	MeSH descriptor: [Dabigatran] explode all trees
#44.	MeSH descriptor: [Warfarin] explode all trees
#45.	oral anticoagul*:ti,ab
#46.	(or #40-#45)
#47.	#39 and #46

B.2 Health Economics literature search strategy

Health economic evidence was identified by conducting a search relating to acute coronary syndromes population combined with terms for interventions in NHS Economic Evaluation Database (NHS EED – this ceased to be updated after March 2015) and the Health Technology Assessment database (HTA) with no date restrictions. NHS EED and HTA databases are hosted by the Centre for Research and Dissemination (CRD). Additional searches were run on Medline and Embase using a filter for health economics studies.

Table 18: Database date parameters and filters used

Database	Dates searched	Search filter used
Medline	01 January 2014 – 18 June 2019	Exclusions Health economics studies
Embase	01 January 2014 – 18 June 2019	Exclusions Health economics studies
Centre for Research and Dissemination (CRD)	HTA - 2003 – 31 March 2018 NHSEED - 2003 to 31 March 2015	None

Database	Dates searched	Search filter used

Medline (Ovid) search terms

1.	Acute Coronary Syndrome/ or Angina Pectoris/ or Angina, Unstable/ or Coronary Thrombosis/ or exp Myocardial Infarction/
2.	Heart Arrest/
3.	(acute coronary adj2 syndrome*).ti,ab.
4.	((myocardial or heart) adj infarct*).ti,ab.
5.	(heart adj (attack* or event*)).ti,ab.
6.	((heart or cardiac) adj arrest*).ti,ab.
7.	(coronary adj2 thrombos*).ti,ab.
8.	(stemi or st-segment or st segment or st-elevation or st elevation).ti,ab.
9.	"non-ST-segment elevation".ti,ab.
10.	(non-STEMI or NSTEMI or nonSTEMI).ti,ab.
11.	"Q wave myocardial infarction".ti,ab.
12.	"non Q wave MI".ti,ab.
13.	NSTE-ACS.ti,ab.
14.	(subendocardial adj3 infarct*).ti,ab.
15.	((unstable or variant) adj2 angina*).ti,ab.
16.	(unstable adj2 coronary).ti,ab.
17.	or/1-16
18.	letter/
19.	editorial/
20.	news/
21.	exp historical article/
22.	Anecdotes as Topic/
23.	comment/
24.	case report/
25.	(letter or comment*).ti.
26.	or/18-25
27.	randomized controlled trial/ or random*.ti,ab.
28.	26 not 27
29.	animals/ not humans/
30.	exp Animals, Laboratory/
31.	exp Animal Experimentation/
32.	exp Models, Animal/
33.	exp Rodentia/
34.	(rat or rats or mouse or mice).ti.
35.	or/28-34
36.	17 not 35

37.	limit 36 to English language
38.	Economics/
39.	Value of life/
40.	exp "Costs and Cost Analysis"/
41.	exp Economics, Hospital/
42.	exp Economics, Medical/
43.	Economics, Nursing/
44.	Economics, Pharmaceutical/
45.	exp "Fees and Charges"/
46.	exp Budgets/
47.	budget*.ti,ab.
48.	cost*.ti.
49.	(economic* or pharmaco?economic*).ti.
50.	(price* or pricing*).ti,ab.
51.	(cost* adj2 (effective* or utilit* or benefit* or minimi* or unit* or estimat* or variable*)).ab.
52.	(financ* or fee or fees).ti,ab.
53.	(value adj2 (money or monetary)).ti,ab.
54.	or/38-53
55.	37 and 54
56.	*Angiography/
57.	Angiocardiography/
58.	Coronary Angiography/
59.	Angiograph*.ti.
60.	Arteriograph*.ti.
61.	Angiocardiograph*.ti,ab.
62.	Coronary Angiograph*.ti,ab.
63.	Angiogram*.ti,ab.
64.	Cardioangiograph*.ti,ab.
65.	Angiocardiogram.ti,ab.
66.	Angio Cardiograph*.ti,ab.
67.	Coronary Arteriogra*.ti,ab.
68.	Coronarograph*.ti,ab.
69.	*Myocardial Revascularization/
70.	Angioplasty, Balloon, Coronary/
71.	(Myocardial adj revasculari?ation).ti,ab.
72.	PCI.ti,ab.
73.	Percutaneous coronary intervention.ti,ab.
74.	Percutaneous Transluminal Coronary Angioplasty.ti,ab.
75.	PTCA.ti,ab.
76.	exp Angioplasty/
77.	Blunt microdissection.ti,ab.
78.	((laser or patch) adj angioplasty).ti,ab.
79.	Percutaneous Transluminal Angioplasty.ti,ab.

80.	Transluminal Coronary Angioplasty.ti,ab.
81.	(Balloon adj3 coronary).ti,ab.
82.	(Balloon adj3 angioplasty).ti,ab.
83.	exp STENTS/
84.	stent*.ti,ab.
85.	Or/56-84
86.	aspirin/
87.	(aspirin or acetylsalicylic acid).ti,ab.
88.	(clopidogrel or plavix).ti,ab.
89.	(ticagrelor or briliq).ti,ab.
90.	(prasugrel or efient or effient or prasita).ti,ab.
91.	Prasugrel Hydrochloride/
92.	platelet aggregation inhibitors/
93.	(Glycoproteins IIb-IIIa or GPIIb-IIIa Receptors or Integrin alpha-IIb beta-3 or Integrin alphaIIb beta3 or GPIIB IIIA).ti,ab.
94.	exp Platelet Glycoprotein GPIIb-IIIa Complex/
95.	exp Receptors, Fibrinogen/
96.	(Abciximab or Reopro or Eptifibatid or Integrelin or Integrilin or Intrifiban or Tirofiban or Aggrastat).ti,ab.
97.	exp adrenergic beta-antagonists/
98.	(propranolol or angilol or inderal-la or half-nderal or inderal or bedranol or prograne or slo-pro or acebutolol or sectral or atenolol or tenormin or bisoprolol or cardicor or emcor or carvedilol or eucardic or celiprolol or celectol or co-tenidone or tenoret or tenoretic or esmolol or breviploc or labetalol or trandate or metoprolol or betaloc or lopesor or nadolol or corgard or nebivolol or nebilet or hypoloc or oxprenolol or trasicor or slow-trasicor or pindolol or visken or sotalol or beta-cardone or sotacor or timolol or betim).ti,ab.
99.	propranolol/ or acebutolol/ or atenolol/ or bisoprolol/ or celiprolol/ or labetalol/ or metoprolol/ or nadolol/ or nebivolol/ or oxprenolol/ or pindolol/ or sotalol/ or timolol/
100.	(beta adj3 block*).ti,ab.
101.	(b adj3 block*).ti,ab.
102.	(beta adj2 antagonist*).ti,ab.
103.	Antithrombins/
104.	Antithrombin*.ti,ab.
105.	(thrombin adj3 inhibitor*).ti,ab.
106.	Hirudins/
107.	Hirudin*.ti,ab.
108.	Hirulog.ti,ab.
109.	Bivalirudin.ti,ab.
110.	Or/86-109
111.	55 and (85 or 110)

Embase (Ovid) search terms

1.	acute coronary syndrome/ or angina pectoris/ or unstable angina pectoris/ or coronary artery thrombosis/ or exp heart infarction/
2.	heart arrest/
3.	(acute coronary adj2 syndrome*).ti,ab.
4.	((myocardial or heart) adj infarct*).ti,ab.

5.	(heart adj (attack* or event*)).ti,ab.
6.	((heart or cardiac) adj arrest*).ti,ab.
7.	(coronary adj2 thrombos*).ti,ab.
8.	(stemi or st-segment or st segment or st-elevation or st elevation).ti,ab.
9.	"non-ST-segment elevation".ti,ab.
10.	(non-STEMI or NSTEMI or nonSTEMI).ti,ab.
11.	"Q wave myocardial infarction".ti,ab.
12.	"non Q wave MI".ti,ab.
13.	NSTE-ACS.ti,ab.
14.	(subendocardial adj3 infarct*).ti,ab.
15.	((unstable or variant) adj2 angina*).ti,ab.
16.	(unstable adj2 coronary).ti,ab.
17.	or/1-16
18.	letter.pt. or letter/
19.	note.pt.
20.	editorial.pt.
21.	Case report/ or Case study/
22.	(letter or comment*).ti.
23.	or/18-22
24.	randomized controlled trial/ or random*.ti,ab.
25.	23 not 24
26.	animal/ not human/
27.	Nonhuman/
28.	exp Animal Experiment/
29.	exp Experimental animal/
30.	Animal model/
31.	exp Rodent/
32.	(rat or rats or mouse or mice).ti.
33.	or/25-32
34.	17 not 33
35.	limit 34 to English language
36.	health economics/
37.	exp economic evaluation/
38.	exp health care cost/
39.	exp fee/
40.	budget/
41.	funding/
42.	budget*.ti,ab.
43.	cost*.ti.
44.	(economic* or pharmaco?economic*).ti.

45.	(price* or pricing*).ti,ab.
46.	(cost* adj2 (effective* or utilit* or benefit* or minimi* or unit* or estimat* or variable*)).ab.
47.	(financ* or fee or fees).ti,ab.
48.	(value adj2 (money or monetary)).ti,ab.
49.	or/36-48
50.	35 and 49
51.	angiography/
52.	angiocardiography/
53.	coronary angiography/
54.	Angiograph*.ti.
55.	Arteriograph*.ti.
56.	Angiocardiograph*.ti,ab.
57.	Coronary Angiograph*.ti,ab.
58.	Angiogram*.ti,ab.
59.	Cardioangiograph*.ti,ab.
60.	Angiocardiogram.ti,ab.
61.	Angio Cardiograph*.ti,ab.
62.	Coronary Arteriogra*.ti,ab.
63.	Coronarograph*.ti,ab.
64.	*heart muscle revascularization/
65.	transluminal coronary angioplasty/
66.	(Myocardial adj revasculari?ation).ti,ab.
67.	PCI.ti,ab.
68.	Percutaneous coronary intervention.ti,ab.
69.	Percutaneous Transluminal Coronary Angioplasty.ti,ab.
70.	PTCA.ti,ab.
71.	*angioplasty/
72.	Blunt microdissection.ti,ab.
73.	((laser or patch) adj angioplasty).ti,ab.
74.	Percutaneous Transluminal Angioplasty.ti,ab.
75.	Transluminal Coronary Angioplasty.ti,ab.
76.	(Balloon adj3 coronary).ti,ab.
77.	(Balloon adj3 angioplasty).ti,ab.
78.	exp STENTS/
79.	stent*.ti,ab.
80.	Or/51-79
81.	acetylsalicylic acid/
82.	(aspirin or acetylsalicylic acid).ti,ab.
83.	(clopidogrel or plavix).ti,ab.
84.	(ticagrelor or briliq).ti,ab.

85.	(prasugrel or efiel or efiel or prasita).ti,ab.
86.	prasugrel/
87.	antithrombotic agent/
88.	(Glycoproteins IIb-IIIa or GPIIb-IIIa Receptors or Integrin alpha-IIb beta-3 or Integrin alphaIIbeta3 or GPIIB IIIA).ti,ab.
89.	exp fibrinogen receptor/
90.	(Abciximab or Reopro or Eptifibatide or Integrelin or Integilin or Intrifiban or Tirofiban or Aggrastat).ti,ab.
91.	abciximab/ or eptifibatide/ or tirofiban/
92.	exp beta adrenergic receptor blocking agent/
93.	(propranolol or angilol or inderal-1a or half-inalderal or inderal or bedranol or prograne or slo-pro or acebutolol or setral or atenolol or tenormin or bisoprolol or cardicor or emcor or carvedilol or eucardic or celiprolol or celectol or co-tenidone or tenoret or tenoretic or esmolol or brevibloc or labetalol or transtate or metoprolol or betaloc or lopresor or nadolol or corgard or nebivolol or nebilet or hypoloc or oxprenolol or trasicor or slow-trasicor or pindolol or visken or sotalol or beta-cardone or sotacor or timolol or betim).ti,ab.
94.	propranolol/ or acebutolol/ or atenolol/ or bisoprolol/ or bisoprolol fumarate/ or carvedilol/ or celiprolol/ or esmolol/ or labetalol/ or metoprolol/ or nadolol/ or nebivolol/ or oxprenolol/ or pindolol/ or sotalol/ or timolol/ or timolol maleate/
95.	(beta adj3 block*).ti,ab.
96.	(b adj3 block*).ti,ab.
97.	(beta adj2 antagonist*).ti,ab.
98.	antithrombin/
99.	Antithrombin*.ti,ab.
100.	(thrombin adj3 inhibitor*).ti,ab.
101.	hirudin derivative/
102.	Hirudin*.ti,ab.
103.	Hirulog.ti,ab.
104.	Bivalirudin.ti,ab.
105.	Or/81-104
106.	50 and (80 or 105)

NHS EED and HTA (CRD) search terms

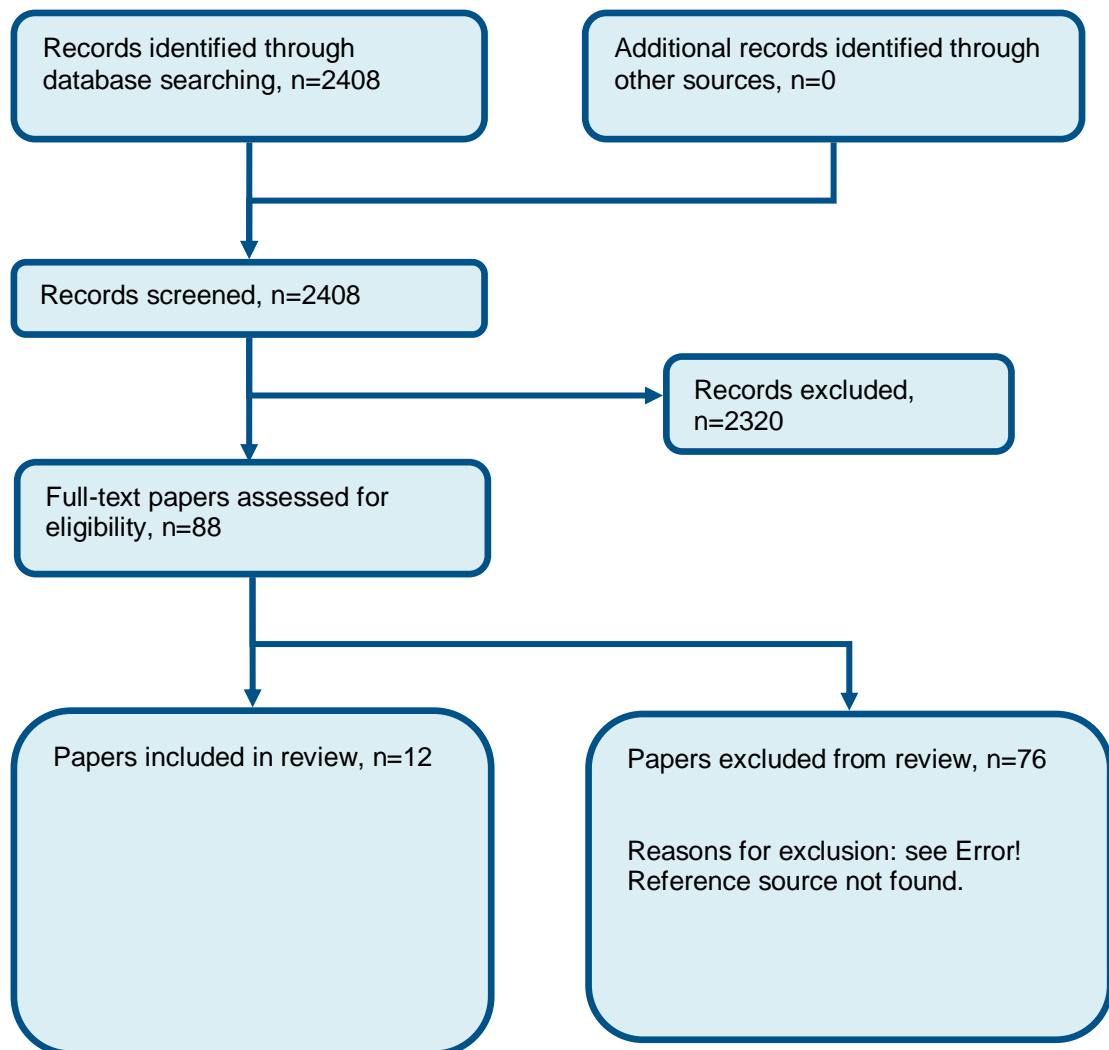
#1.	MeSH DESCRIPTOR Acute Coronary Syndrome
#2.	(MeSH DESCRIPTOR angina pectoris)
#3.	(MeSH DESCRIPTOR Angina, Unstable)
#4.	(MeSH DESCRIPTOR Coronary Thrombosis)
#5.	MeSH DESCRIPTOR Myocardial Infarction EXPLODE ALL TREES
#6.	#1 OR #2 OR #3 OR #4 OR #5
#7.	(MeSH DESCRIPTOR Heart Arrest)
#8.	((acute coronary adj2 syndrome*))
#9.	((((myocardial or heart) adj infarct*))
#10.	((heart adj (attack* or event*)))
#11.	((((heart or cardiac) adj arrest*))
#12.	((coronary adj2 thrombos*))
#13.	((stemi or st-segment or st segment or st-elevation or st elevation))

#14.	("non-ST-segment elevation")
#15.	((non-STEMI or NSTEMI or nonSTEMI))
#16.	("Q wave myocardial infarction")
#17.	("non Q wave MI")
#18.	(NSTE-ACS)
#19.	(STE-ACS)
#20.	((subendocardial adj3 infarct*))
#21.	((((unstable or variant) adj2 angina*)))
#22.	((unstable adj2 coronary))
#23.	(#6 OR #7 OR #8 OR #9 OR #10 OR #11 OR #12 OR #13 OR #14 OR #15 OR #16 OR #17 OR #18 OR #19 OR #20 OR #21 OR #22)
#24.	(MeSH DESCRIPTOR Angiography)
#25.	(MeSH DESCRIPTOR Angiocardiology)
#26.	((MeSH DESCRIPTOR Coronary Angiography))
#27.	((Angiograph*))
#28.	((Arteriograph*))
#29.	((Angiocardiology*))
#30.	((Coronary Angiograph*))
#31.	((Angiogram*))
#32.	((Cardioangiograph*))
#33.	((Angiocardiology))
#34.	((Angio Cardiograph*))
#35.	((Coronary Arteriogra*))
#36.	((Coronarograph*))
#37.	(MeSH DESCRIPTOR Myocardial Revascularization)
#38.	(MeSH DESCRIPTOR Angioplasty, Balloon, Coronary)
#39.	((Myocardial adj revasculari?ation))
#40.	((PCI))
#41.	((Percutaneous coronary intervention))
#42.	((Percutaneous Transluminal Coronary Angioplasty))
#43.	((PTCA))
#44.	(MeSH DESCRIPTOR Angioplasty EXPLODE ALL TREES)
#45.	((Blunt microdissection))
#46.	((((laser or patch) adj angioplasty)))
#47.	((Percutaneous Transluminal Angioplasty))
#48.	((Transluminal Coronary Angioplasty))
#49.	((Balloon adj3 coronary))
#50.	((Balloon adj3 angioplasty))
#51.	(MeSH DESCRIPTOR Stents EXPLODE ALL TREES)
#52.	((stent*))
#53.	(#24 OR #25 OR #26 OR #27 OR #28 OR #29 OR #30 OR #31 OR #32 OR #33 OR #34 OR #35 OR #36 OR #37 OR #38 OR #39 OR #40 OR #41 OR #42 OR #43 OR #44 OR #45 OR #46 OR #47 OR #48 OR #49 OR #50 OR #51 OR #52)
#54.	(MeSH DESCRIPTOR Aspirin)
#55.	((aspirin or acetylsalicylic acid))
#56.	((clopidogrel or plavix))

#57.	((ticagrelor or brilique))
#58.	((prasugrel or efiend or effient or prasita))
#59.	MeSH DESCRIPTOR Prasugrel Hydrochloride
#60.	MeSH DESCRIPTOR Platelet Aggregation Inhibitors
#61.	((Glycoproteins IIb-IIIa or GPIIb-IIIa Receptors or Integrin alpha-IIb beta-3 or Integrin alphaIIbbeta3 or GPIIB IIIA))
#62.	MeSH DESCRIPTOR Platelet Glycoprotein GPIIb-IIIa Complex EXPLODE ALL TREES
#63.	MeSH DESCRIPTOR Receptors, Fibrinogen EXPLODE ALL TREES
#64.	((Abciximab or Reopro or Eptifibatide or Integrelin or Integrilin or Intrifiban or Tirofiban or Aggrastat))
#65.	MeSH DESCRIPTOR Adrenergic beta-Antagonists EXPLODE ALL TREES
#66.	((propranolol or angilol or inderal-1a or half-inderal or inderal or bedranol or prograne or slo-pro or acebutolol or sectral or atenolol or tenormin or bisoprolol or cardicor or emcor or carvedilol or eucardic or celiprolol or celectol or co-tenidone or tenoret or tenoretic or esmolol or brevibloc or labetalol or trandate or metoprolol or betaloc or lopesor or nadolol or corgard or nebivolol or nebilet or hypoloc or oxprenolol or trasicor or slow-trasicor or pindolol or visken or sotalol or beta-cardone or sotacor or timolol or betim))
#67.	(MeSH DESCRIPTOR propranolol)
#68.	(MeSH DESCRIPTOR acebutolol)
#69.	(MeSH DESCRIPTOR atenolol)
#70.	(MeSH DESCRIPTOR bisoprolol)
#71.	(MeSH DESCRIPTOR celiprolol)
#72.	(MeSH DESCRIPTOR labetalol)
#73.	(MeSH DESCRIPTOR metoprolol)
#74.	(MeSH DESCRIPTOR nadolol)
#75.	(MeSH DESCRIPTOR nebivolol)
#76.	(MeSH DESCRIPTOR oxprenolol)
#77.	(MeSH DESCRIPTOR pindolol)
#78.	(MeSH DESCRIPTOR sotalol)
#79.	(MeSH DESCRIPTOR timolol)
#80.	((beta adj3 block*))
#81.	((b adj3 block*))
#82.	((beta adj2 antagonist*))
#83.	MeSH DESCRIPTOR Antithrombins
#84.	(Antithrombin*)
#85.	((thrombin adj3 inhibitor*))
#86.	MeSH DESCRIPTOR Hirudins
#87.	(Hirudin*)
#88.	(Hirulog)
#89.	(Bivalirudin)
#90.	#54 OR #55 OR #56 OR #57 OR #58 OR #59 OR #60 OR #61 OR #62 OR #63 OR #64 OR #65 OR #66 OR #67 OR #68 OR #69 OR #70 OR #71 OR #72 OR #73 OR #74 OR #75 OR #76 OR #77 OR #78 OR #79 OR #80 OR #81 OR #82 OR #83 OR #84 OR #85 OR #86 OR #87 OR #88 OR #89
#91.	(#23 AND (#53 OR #90))

Appendix C: Clinical evidence selection

Figure 1: Flow chart of clinical study selection for the review of combination therapy



Appendix D: Clinical evidence tables

Study (subsidiary papers)	AUGUSTUS trial: Lopes 2019 ⁶⁰ (Lopes 2018 ⁶² , Haller 2019 ⁴³)
Study type	RCT (Patient randomised; Parallel)
Number of studies (number of participants)	1 (n=4614)
Countries and setting	Conducted in Multiple countries; Setting: Multicentre
Line of therapy	Unclear
Duration of study	Intervention + follow up: 6 months
Method of assessment of guideline condition	Unclear method of assessment/diagnosis
Stratum	Overall
Subgroup analysis within study	Not applicable
Inclusion criteria	Adults with either active or a history of non-valvular atrial fibrillation or flutter with the planned or existing use of an oral anticoagulant for prophylaxis of thromboembolism. In addition, subjects must have had an acute coronary syndrome or percutaneous coronary intervention with a stent within the prior 14 days. Planned use of antiplatelet agents for at least 1 to 6 months. Males and Females ≥ 18 years of age. Women of childbearing potential must have a negative serum or urine pregnancy test within 24 hours prior to the start of study drug
Exclusion criteria	Conditions other than atrial fibrillation that require chronic anticoagulation. (e.g. prosthetic mechanical heart valve); severe renal insufficiency (serum creatinine > 2.5 mg/dL or a calculated creatinine clearance < 30 mL/min; patients with a history of intracranial hemorrhage; patients have had or will undergo Coronary arterial bypass graft (CABG) for their index acute coronary syndrome (ACS) event; patients with known ongoing bleeding and patients with known coagulopathies; any contraindications or allergies to VKA, apixaban, or to intended P2Y12 antagonists or to aspirin
Recruitment/selection of patients	Not reported
Age, gender and ethnicity	Age - Median (IQR): 70.7 (64.2-77.2). Gender (M:F): 1337/3277. Ethnicity: 92% White, 1.3% black, 3.1% asian, 0.4% Native American, 3.5% Other
Further population details	

Indirectness of population	No indirectness
Interventions	<p>(n=1153) Intervention 1: Dual antiplatelet therapy + apixaban - aspirin + clopidogrel + apixaban. All participants received a P2Y inhibitor, left to the discretion of the treating physician, although 92% of participants had clopidogrel. Participants received apixaban (5 mg twice daily or to take 2.5 mg twice daily if they met two or more of the following dose-reduction criteria: were at least 80 years of age, had a weight of no more than 60 kg, or had a creatinine level of at least 1.5 mg per deciliter (133 μmol per liter) and aspirin (81 mg). After 6 months, patients were transitioned from their two trial interventions to receive antiplatelet and anticoagulant therapy according to the local standard of care. Duration 6 months. Concurrent medication/care: Not reported. Indirectness: No indirectness Further details: 1. Indication for anticoagulant : Mechanical valves (Atrial fibrillation). 2. type of treatment of MI: PCI 3. Types of stents : Not stated / Unclear</p> <p>(n=1154) Intervention 2: Dual antiplatelet therapy + warfarin - aspirin + clopidogrel + warfarin. All participants received a P2Y inhibitor, left to the discretion of the treating physician, although 92% of participants had clopidogrel. Participants received vitamin k antagnoist (dose adjusted to reach a target international normalized ratio (INR) within a range of 2.0 to 3.0) and aspirin (81 mg) (or placebo). After 6 months, patients were transitioned from their two trial interventions to receive antiplatelet and anticoagulant therapy according to the local standard of care. Duration 6 months. Concurrent medication/care: Not reported. Indirectness: No indirectness Further details: 1. Indication for anticoagulant : Mechanical valves 2. type of treatment of MI: PCI 3. Types of stents : Not stated / Unclear</p> <p>(n=1153) Intervention 3: Clopidogrel + apixaban. Same as the apixaban + clopidogrel + aspirin group except participants received placebo instead of aspirin. Duration 6 months. Concurrent medication/care: Not reported. Indirectness: No indirectness Further details: 1. Indication for anticoagulant : Mechanical valves 2. type of treatment of MI: PCI 3. Types of stents : Not stated / Unclear</p> <p>(n=1154) Intervention 4: Clopidogrel + warfarin. Same as the warfarin + clopidogrel + aspirin group except participants received placebo instead of aspirin. Duration 6 months. Concurrent medication/care: Not reported. Indirectness: No indirectness Further details: 1. Indication for anticoagulant : Mechanical valves 2. type of treatment of MI: PCI 3. Types of stents : Not stated / Unclear</p>
Funding	Study funded by industry (Supported by Bristol-Myers Squibb and Pfizer)

RESULTS (NUMBERS ANALYSED) AND RISK OF BIAS FOR COMPARISON: ASPIRIN + CLOPIDOGREL + APIXABAN versus ASPIRIN +

CLOPIDOGREL + WARFARIN

Protocol outcome 1: All-cause mortality at intermediate term (>30 days up to 1 year)

- Actual outcome: All-cause mortality at 6 months; Group 1: 38/1153, Group 2: 34/1154

Risk of bias: All domain - Low, Selection - Low, Blinding - Low, Incomplete outcome data - Low, Outcome reporting - Low, Measurement - Low, Crossover - Low; Indirectness of outcome: No indirectness ; Blinding details: Blinded to aspirin vs placebo but not to apixaban vs warfarin; Group 1 Number missing: ; Group 2 Number missing:

Protocol outcome 2: Myocardial re-infarction at intermediate term (>30 days up to 1 year)

- Actual outcome: Myocardial infarction at 6 months; Group 1: 34/1153, Group 2: 34/1154

Risk of bias: All domain - Low, Selection - Low, Blinding - Low, Incomplete outcome data - Low, Outcome reporting - Low, Measurement - Low, Crossover - Low; Indirectness of outcome: No indirectness ; Blinding details: Blinded to aspirin vs placebo but not to apixaban vs warfarin; Group 1 Number missing: ; Group 2 Number missing:

Protocol outcome 3: Stroke - any type at intermediate term (>30 days up to 1 year)

- Actual outcome: Stroke at 6 months; Group 1: 8/1153, Group 2: 12/1154

Risk of bias: All domain - Low, Selection - Low, Blinding - Low, Incomplete outcome data - Low, Outcome reporting - Low, Measurement - Low, Crossover - Low; Indirectness of outcome: No indirectness ; Blinding details: Blinded to aspirin vs placebo but not to apixaban vs warfarin; Group 1 Number missing: ; Group 2 Number missing:

Protocol outcome 4: Complications related to bleeding at intermediate term (>30 days up to 1 year)

- Actual outcome: TIMI major bleeding at 6 months; Group 1: 25/1145, Group 2: 29/1123

Risk of bias: All domain - Low, Selection - Low, Blinding - Low, Incomplete outcome data - Low, Outcome reporting - Low, Measurement - Low, Crossover - Low; Indirectness of outcome: No indirectness ; Blinding details: Blinded to aspirin vs placebo but not to apixaban vs warfarin; Group 1 Number missing: 8; Group 2 Number missing: 18

- Actual outcome: TIMI major and minor bleeding at 6 months; Group 1: 64/1145, Group 2: 80/1123

Risk of bias: All domain - Low, Selection - Low, Blinding - Low, Incomplete outcome data - Low, Outcome reporting - Low, Measurement - Low, Crossover - Low; Indirectness of outcome: No indirectness ; Blinding details: Blinded to aspirin vs placebo but not to apixaban vs warfarin; Group 1 Number missing: 18; Group 2 Number missing: 21

- Actual outcome: Intracranial haemorrhage at 6 months; Group 1: 4/1145, Group 2: 4/1123

Risk of bias: All domain - Low, Selection - Low, Blinding - Low, Incomplete outcome data - Low, Outcome reporting - Low, Measurement - Low, Crossover - Low; Indirectness of outcome: No indirectness ; Blinding details: Blinded to aspirin vs placebo but not to apixaban vs warfarin; Group 1 Number missing: 18; Group 2 Number missing: 21

Protocol outcome 5: Probable and/or definite stent thrombosis at 1 year at any time

- Actual outcome: Stent thrombosis at 6 months; Group 1: 11/1153, Group 2: 12/1154

Risk of bias: All domain - Low, Selection - Low, Blinding - Low, Incomplete outcome data - Low, Outcome reporting - Low, Measurement - Low, Crossover - Low; Indirectness of outcome: No indirectness ; Blinding details: Blinded to aspirin vs placebo but not to apixaban vs warfarin; Group 1 Number missing:

; Group 2 Number missing:

RESULTS (NUMBERS ANALYSED) AND RISK OF BIAS FOR COMPARISON: ASPIRIN + CLOPIDOGREL + APIXABAN versus CLOPIDOGREL + APIXABAN

Protocol outcome 1: All-cause mortality at intermediate term (>30 days up to 1 year)

- Actual outcome: All-cause mortality at 6 months; Group 1: 38/1153, Group 2: 39/1153

Risk of bias: All domain - Low, Selection - Low, Blinding - Low, Incomplete outcome data - Low, Outcome reporting - Low, Measurement - Low, Crossover - Low; Indirectness of outcome: No indirectness ; Blinding details: Blinded to aspirin vs placebo but not to apixaban vs warfarin; Group 1 Number missing: ; Group 2 Number missing:

Protocol outcome 2: Myocardial re-infarction at intermediate term (>30 days up to 1 year)

- Actual outcome: Myocardial infarction at 6 months; Group 1: 34/1153, Group 2: 38/1153

Risk of bias: All domain - Low, Selection - Low, Blinding - Low, Incomplete outcome data - Low, Outcome reporting - Low, Measurement - Low, Crossover - Low; Indirectness of outcome: No indirectness ; Blinding details: Blinded to aspirin vs placebo but not to apixaban vs warfarin; Group 1 Number missing: ; Group 2 Number missing:

Protocol outcome 3: Stroke - any type at intermediate term (>30 days up to 1 year)

- Actual outcome: Stroke at 6 months; Group 1: 8/1153, Group 2: 5/1153

Risk of bias: All domain - Low, Selection - Low, Blinding - Low, Incomplete outcome data - Low, Outcome reporting - Low, Measurement - Low, Crossover - Low; Indirectness of outcome: No indirectness ; Blinding details: Blinded to aspirin vs placebo but not to apixaban vs warfarin; Group 1 Number missing: ; Group 2 Number missing:

Protocol outcome 4: Complications related to bleeding at intermediate term (>30 days up to 1 year)

- Actual outcome: TIMI major bleeding at 6 months; Group 1: 25/1145, Group 2: 13/1143

Risk of bias: All domain - Low, Selection - Low, Blinding - Low, Incomplete outcome data - Low, Outcome reporting - Low, Measurement - Low, Crossover - Low; Indirectness of outcome: No indirectness ; Blinding details: Blinded to aspirin vs placebo but not to apixaban vs warfarin; Group 1 Number missing: 8; Group 2 Number missing: 10

- Actual outcome: TIMI major and minor bleeding at 6 months; Group 1: 64/1145, Group 2: 32/1143

Risk of bias: All domain - Low, Selection - Low, Blinding - Low, Incomplete outcome data - Low, Outcome reporting - Low, Measurement - Low, Crossover - Low; Indirectness of outcome: No indirectness ; Blinding details: Blinded to aspirin vs placebo but not to apixaban vs warfarin; Group 1 Number missing: 8; Group 2 Number missing: 10

- Actual outcome: Intracranial haemorrhage at 6 months; Group 1: 4/1145, Group 2: 1/1143

Risk of bias: All domain - Low, Selection - Low, Blinding - Low, Incomplete outcome data - Low, Outcome reporting - Low, Measurement - Low, Crossover - Low; Indirectness of outcome: No indirectness ; Blinding details: Blinded to aspirin vs placebo but not to apixaban vs warfarin; Group 1 Number missing: 8; Group 2 Number missing: 10

Protocol outcome 5: Probable and/or definite stent thrombosis at 1 year at any time

- Actual outcome: Stent thrombosis at 6 months; Group 1: 11/1153, Group 2: 21/1153

Risk of bias: All domain - Low, Selection - Low, Blinding - Low, Incomplete outcome data - Low, Outcome reporting - Low, Measurement - Low, Crossover - Low; Indirectness of outcome: No indirectness ; Blinding details: Blinded to aspirin vs placebo but not to apixaban vs warfarin; Group 1 Number missing: ; Group 2 Number missing:

RESULTS (NUMBERS ANALYSED) AND RISK OF BIAS FOR COMPARISON: ASPIRIN + CLOPIDOGREL + APIXABAN versus CLOPIDOGREL + WARFARIN

Protocol outcome 1: All-cause mortality at intermediate term (>30 days up to 1 year)

- Actual outcome: All-cause mortality at 6 months; Group 1: 38/1153, Group 2: 40/1154

Risk of bias: All domain - Low, Selection - Low, Blinding - Low, Incomplete outcome data - Low, Outcome reporting - Low, Measurement - Low, Crossover - Low; Indirectness of outcome: No indirectness ; Blinding details: Blinded to aspirin vs placebo but not to apixaban vs warfarin; Group 1 Number missing: ; Group 2 Number missing:

Protocol outcome 2: Myocardial re-infarction at intermediate term (>30 days up to 1 year)

- Actual outcome: Myocardial infarction at 6 months; Group 1: 34/1153, Group 2: 46/1154

Risk of bias: All domain - Low, Selection - Low, Blinding - Low, Incomplete outcome data - Low, Outcome reporting - Low, Measurement - Low, Crossover - Low; Indirectness of outcome: No indirectness ; Blinding details: Blinded to aspirin vs placebo but not to apixaban vs warfarin; Group 1 Number missing: ; Group 2 Number missing:

Protocol outcome 3: Stroke - any type at intermediate term (>30 days up to 1 year)

- Actual outcome: Stroke at 6 months; Group 1: 8/1153, Group 2: 14/1154

Risk of bias: All domain - Low, Selection - Low, Blinding - Low, Incomplete outcome data - Low, Outcome reporting - Low, Measurement - Low, Crossover - Low; Indirectness of outcome: No indirectness ; Blinding details: Blinded to aspirin vs placebo but not to apixaban vs warfarin; Group 1 Number missing: ; Group 2 Number missing:

Protocol outcome 4: Complications related to bleeding at intermediate term (>30 days up to 1 year)

- Actual outcome: TIMI major bleeding at 6 months; Group 1: 25/1145, Group 2: 18/1126

Risk of bias: All domain - Low, Selection - Low, Blinding - Low, Incomplete outcome data - Low, Outcome reporting - Low, Measurement - Low, Crossover - Low; Indirectness of outcome: No indirectness ; Blinding details: Blinded to aspirin vs placebo but not to apixaban vs warfarin; Group 1 Number missing: 8; Group 2 Number missing: 18

- Actual outcome: TIMI major and minor bleeding at 6 months; Group 1: 64/1145, Group 2: 51/1126

Risk of bias: All domain - Low, Selection - Low, Blinding - Low, Incomplete outcome data - Low, Outcome reporting - Low, Measurement - Low, Crossover - Low; Indirectness of outcome: No indirectness ; Blinding details: Blinded to aspirin vs placebo but not to apixaban vs warfarin; Group 1 Number missing: 8; Group 2 Number missing: 18

- Actual outcome: Intracranial haemorrhage at 6 months; Group 1: 4/1145, Group 2: 8/1126

Risk of bias: All domain - Low, Selection - Low, Blinding - Low, Incomplete outcome data - Low, Outcome reporting - Low, Measurement - Low, Crossover - Low; Indirectness of outcome: No indirectness ; Blinding details: Blinded to aspirin vs placebo but not to apixaban vs warfarin; Group 1 Number missing:

8; Group 2 Number missing: 18

Protocol outcome 5: Probable and/or definite stent thrombosis at 1 year at any time

- Actual outcome: Stent thrombosis at 6 months; Group 1: 11/1153, Group 2: 19/1154

Risk of bias: All domain - Low, Selection - Low, Blinding - Low, Incomplete outcome data - Low, Outcome reporting - Low, Measurement - Low, Crossover - Low; Indirectness of outcome: No indirectness ; Blinding details: Blinded to aspirin vs placebo but not to apixaban vs warfarin; Group 1 Number missing: ; Group 2 Number missing:

RESULTS (NUMBERS ANALYSED) AND RISK OF BIAS FOR COMPARISON: ASPIRIN + CLOPIDOGREL + WARFARIN versus CLOPIDOGREL + APIXABAN

Protocol outcome 1: All-cause mortality at intermediate term (>30 days up to 1 year)

- Actual outcome: All-cause mortality at 6 months; Group 1: 34/1154, Group 2: 39/1153

Risk of bias: All domain - Low, Selection - Low, Blinding - Low, Incomplete outcome data - Low, Outcome reporting - Low, Measurement - Low, Crossover - Low; Indirectness of outcome: No indirectness ; Blinding details: Blinded to aspirin vs placebo but not to apixaban vs warfarin; Group 1 Number missing: ; Group 2 Number missing:

Protocol outcome 2: Myocardial re-infarction at intermediate term (>30 days up to 1 year)

- Actual outcome: Myocardial infarction at 6 months; Group 1: 34/1154, Group 2: 38/1153

Risk of bias: All domain - Low, Selection - Low, Blinding - Low, Incomplete outcome data - Low, Outcome reporting - Low, Measurement - Low, Crossover - Low; Indirectness of outcome: No indirectness ; Blinding details: Blinded to aspirin vs placebo but not to apixaban vs warfarin; Group 1 Number missing: ; Group 2 Number missing:

Protocol outcome 3: Stroke - any type at intermediate term (>30 days up to 1 year)

- Actual outcome: Stroke at 6 months; Group 1: 12/1154, Group 2: 5/1153

Risk of bias: All domain - Low, Selection - Low, Blinding - Low, Incomplete outcome data - Low, Outcome reporting - Low, Measurement - Low, Crossover - Low; Indirectness of outcome: No indirectness ; Blinding details: Blinded to aspirin vs placebo but not to apixaban vs warfarin; Group 1 Number missing: ; Group 2 Number missing:

Protocol outcome 4: Complications related to bleeding at intermediate term (>30 days up to 1 year)

- Actual outcome: TIMI major bleeding at 6 months; Group 1: 29/1123, Group 2: 13/1143

Risk of bias: All domain - Low, Selection - Low, Blinding - Low, Incomplete outcome data - Low, Outcome reporting - Low, Measurement - Low, Crossover - Low; Indirectness of outcome: No indirectness ; Blinding details: Blinded to aspirin vs placebo but not to apixaban vs warfarin; Group 1 Number missing: 21; Group 2 Number missing: 10

- Actual outcome: TIMI major and minor bleeding at 6 months; Group 1: 80/1123, Group 2: 32/1143

Risk of bias: All domain - Low, Selection - Low, Blinding - Low, Incomplete outcome data - Low, Outcome reporting - Low, Measurement - Low, Crossover - Low; Indirectness of outcome: No indirectness ; Blinding details: Blinded to aspirin vs placebo but not to apixaban vs warfarin; Group 1 Number missing: 21; Group 2 Number missing: 10

- Actual outcome: Intracranial haemorrhage at 6 months; Group 1: 4/1123, Group 2: 1/1143

Risk of bias: All domain - Low, Selection - Low, Blinding - Low, Incomplete outcome data - Low, Outcome reporting - Low, Measurement - Low, Crossover - Low; Indirectness of outcome: No indirectness ; Blinding details: Blinded to aspirin vs placebo but not to apixaban vs warfarin; Group 1 Number missing: 21; Group 2 Number missing: 10

Protocol outcome 5: Probable and/or definite stent thrombosis at 1 year at any time

- Actual outcome: Stent thrombosis at 6 months; Group 1: 12/1154, Group 2: 21/1153

Risk of bias: All domain - Low, Selection - Low, Blinding - Low, Incomplete outcome data - Low, Outcome reporting - Low, Measurement - Low, Crossover - Low; Indirectness of outcome: No indirectness ; Blinding details: Blinded to aspirin vs placebo but not to apixaban vs warfarin; Group 1 Number missing: ; Group 2 Number missing:

RESULTS (NUMBERS ANALYSED) AND RISK OF BIAS FOR COMPARISON: ASPIRIN + CLOPIDOGREL + WARFARIN versus CLOPIDOGREL + WARFARIN

Protocol outcome 1: All-cause mortality at intermediate term (>30 days up to 1 year)

- Actual outcome: All-cause mortality at 6 months; Group 1: 34/1154, Group 2: 40/1154

Risk of bias: All domain - Low, Selection - Low, Blinding - Low, Incomplete outcome data - Low, Outcome reporting - Low, Measurement - Low, Crossover - Low; Indirectness of outcome: No indirectness ; Blinding details: Blinded to aspirin vs placebo but not to apixaban vs warfarin; Group 1 Number missing: ; Group 2 Number missing:

Protocol outcome 2: Myocardial re-infarction at intermediate term (>30 days up to 1 year)

- Actual outcome: Myocardial infarction at 6 months; Group 1: 34/1154, Group 2: 46/1154

Risk of bias: All domain - Low, Selection - Low, Blinding - Low, Incomplete outcome data - Low, Outcome reporting - Low, Measurement - Low, Crossover - Low; Indirectness of outcome: No indirectness ; Blinding details: Blinded to aspirin vs placebo but not to apixaban vs warfarin; Group 1 Number missing: ; Group 2 Number missing:

Protocol outcome 3: Stroke - any type at intermediate term (>30 days up to 1 year)

- Actual outcome: Stroke at 6 months; Group 1: 12/1154, Group 2: 14/1154

Risk of bias: All domain - Low, Selection - Low, Blinding - Low, Incomplete outcome data - Low, Outcome reporting - Low, Measurement - Low, Crossover - Low; Indirectness of outcome: No indirectness ; Blinding details: Blinded to aspirin vs placebo but not to apixaban vs warfarin; Group 1 Number missing: ; Group 2 Number missing:

Protocol outcome 4: Complications related to bleeding at intermediate term (>30 days up to 1 year)

- Actual outcome: TIMI major bleeding at 6 months; Group 1: 29/1123, Group 2: 18/1126

Risk of bias: All domain - Low, Selection - Low, Blinding - Low, Incomplete outcome data - Low, Outcome reporting - Low, Measurement - Low, Crossover - Low; Indirectness of outcome: No indirectness ; Blinding details: Blinded to aspirin vs placebo but not to apixaban vs warfarin; Group 1 Number missing: 18; Group 2 Number missing: 21

- Actual outcome: TIMI major and minor bleeding at 6 months; Group 1: 80/1123, Group 2: 51/1126

Risk of bias: All domain - Low, Selection - Low, Blinding - Low, Incomplete outcome data - Low, Outcome reporting - Low, Measurement - Low, Crossover - Low; Indirectness of outcome: No indirectness ; Blinding details: Blinded to aspirin vs placebo but not to apixaban vs warfarin; Group 1 Number missing: 18; Group 2 Number missing: 21

- Actual outcome: Intracranial haemorrhage at 6 months; Group 1: 4/1123, Group 2: 8/1126

Risk of bias: All domain - Low, Selection - Low, Blinding - Low, Incomplete outcome data - Low, Outcome reporting - Low, Measurement - Low, Crossover - Low; Indirectness of outcome: No indirectness ; Blinding details: Blinded to aspirin vs placebo but not to apixaban vs warfarin; Group 1 Number missing: 18; Group 2 Number missing: 21

Protocol outcome 5: Probable and/or definite stent thrombosis at 1 year at any time

- Actual outcome: Stent thrombosis at 6 months; Group 1: 12/1154, Group 2: 19/1154

Risk of bias: All domain - Low, Selection - Low, Blinding - Low, Incomplete outcome data - Low, Outcome reporting - Low, Measurement - Low, Crossover - Low; Indirectness of outcome: No indirectness ; Blinding details: Blinded to aspirin vs placebo but not to apixaban vs warfarin; Group 1 Number missing: ; Group 2 Number missing:

RESULTS (NUMBERS ANALYSED) AND RISK OF BIAS FOR COMPARISON: CLOPIDOGREL + APIXABAN versus CLOPIDOGREL + WARFARIN

Protocol outcome 1: All-cause mortality at intermediate term (>30 days up to 1 year)

- Actual outcome: All-cause mortality at 6 months; Group 1: 39/1153, Group 2: 40/1154

Risk of bias: All domain - Low, Selection - Low, Blinding - Low, Incomplete outcome data - Low, Outcome reporting - Low, Measurement - Low, Crossover - Low; Indirectness of outcome: No indirectness ; Blinding details: Blinded to aspirin vs placebo but not to apixaban vs warfarin; Group 1 Number missing: ; Group 2 Number missing:

Protocol outcome 2: Myocardial re-infarction at intermediate term (>30 days up to 1 year)

- Actual outcome: Myocardial infarction at 6 months; Group 1: 38/1153, Group 2: 46/1154

Risk of bias: All domain - Low, Selection - Low, Blinding - Low, Incomplete outcome data - Low, Outcome reporting - Low, Measurement - Low, Crossover - Low; Indirectness of outcome: No indirectness ; Blinding details: Blinded to aspirin vs placebo but not to apixaban vs warfarin; Group 1 Number missing: ; Group 2 Number missing:

Protocol outcome 3: Stroke - any type at intermediate term (>30 days up to 1 year)

- Actual outcome: Stroke at 6 months; Group 1: 5/1153, Group 2: 14/1154

Risk of bias: All domain - Low, Selection - Low, Blinding - Low, Incomplete outcome data - Low, Outcome reporting - Low, Measurement - Low, Crossover - Low; Indirectness of outcome: No indirectness ; Blinding details: Blinded to aspirin vs placebo but not to apixaban vs warfarin; Group 1 Number missing: ; Group 2 Number missing:

Protocol outcome 4: Complications related to bleeding at intermediate term (>30 days up to 1 year)

- Actual outcome: TIMI major bleeding at 6 months; Group 1: 13/1143, Group 2: 18/1126

Risk of bias: All domain - Low, Selection - Low, Blinding - Low, Incomplete outcome data - Low, Outcome reporting - Low, Measurement - Low, Crossover - Low; Indirectness of outcome: No indirectness ; Blinding details: Blinded to aspirin vs placebo but not to apixaban vs warfarin; Group 1 Number missing:

10; Group 2 Number missing: 18
 - Actual outcome: TIMI major and minor bleeding at 6 months; Group 1: 32/1143, Group 2: 51/1126
 Risk of bias: All domain - Low, Selection - Low, Blinding - Low, Incomplete outcome data - Low, Outcome reporting - Low, Measurement - Low, Crossover - Low; Indirectness of outcome: No indirectness ; Blinding details: Blinded to aspirin vs placebo but not to apixaban vs warfarin; Group 1 Number missing: 10; Group 2 Number missing: 18
 - Actual outcome: Intracranial heamorrhage at 6 months; Group 1: 1/1143, Group 2: 8/1126
 Risk of bias: All domain - Low, Selection - Low, Blinding - Low, Incomplete outcome data - Low, Outcome reporting - Low, Measurement - Low, Crossover - Low; Indirectness of outcome: No indirectness ; Blinding details: Blinded to aspirin vs placebo but not to apixaban vs warfarin; Group 1 Number missing: 10; Group 2 Number missing: 18

Protocol outcome 5: Probable and/or definite stent thrombosis at 1 year at any time
 - Actual outcome: Stent thrombosis at 6 months; Group 1: 21/1153, Group 2: 19/1154
 Risk of bias: All domain - Low, Selection - Low, Blinding - Low, Incomplete outcome data - Low, Outcome reporting - Low, Measurement - Low, Crossover - Low; Indirectness of outcome: No indirectness ; Blinding details: Blinded to aspirin vs placebo but not to apixaban vs warfarin; Group 1 Number missing: ; Group 2 Number missing:

Protocol outcomes not reported by the study	All-cause mortality at short term (≤ 30 days) ; All cause mortality at long term (>1 year); Myocardial re-infarction at short term (≤ 30 days) ; Myocardial re-infarction at long term (>1 year); Stroke - any type at short term (≤ 30 days) ; Stroke - any type at long term (>1 year); Complications related to bleeding at short term (≤ 30 days) ; Complications related to bleeding at long term (>1 year); Quality of life at any time; Withdrawal of study drug due to any side effects at any time
---	---

Study	ENTRUST-AF PCI trial: Vranckx 2019 ⁸⁸
Study type	RCT (Patient randomised; Parallel)
Number of studies (number of participants)	1 (n=1506)
Countries and setting	Conducted in Belgium, Germany, Italy, Netherlands, Switzerland, Ukraine; Setting: Hospital
Line of therapy	Unclear
Duration of study	Intervention + follow up: 12 monts
Method of assessment of guideline condition	Adequate method of assessment/diagnosis
Stratum	Overall
Subgroup analysis within study	Not applicable

Inclusion criteria	Eligible patients had atrial fibrillation requiring oral anticoagulation, were aged at least 18 years, and had a successful PCI for stable coronary artery disease or acute coronary syndrome
Exclusion criteria	Patients with non-valvular atrial fibrillation not secondary to a reversible disorder were included and patients with mechanical heart valves, moderate-to-severe mitral stenosis, end-stage renal disease, and other major comorbidities were excluded
Recruitment/selection of patients	Not reported
Age, gender and ethnicity	Age - Median (IQR): Edoxaban group: 69 (63–77); VKA group: 70 (64–77). Gender (M:F): 1120/386. Ethnicity: Not reported
Further population details	
Indirectness of population	No indirectness
Interventions	<p>(n=751) Intervention 1: Clopidogrel + edoxaban - Clopidogrel+ edoxaban. Patients assigned to the edoxaban regimen received a dose of 60 mg once daily and by default clopidogrel 75 mg once daily for 12 months. At the investigator's discretion, either prasugrel (5 mg or 10 mg once daily) or ticagrelor (90 mg twice daily) could be used instead of clopidogrel. The periprocedural antiplatelet therapy was per routine practice. The edoxaban dose was reduced to 30 mg once daily for patients with any of the following characteristics at randomisation or during the study: moderate or severe renal impairment (calculated creatinine clearance 15–50 mL/min), bodyweight 60 kg or less, or concurrent use of specific potent P-glycoprotein inhibitors (cyclosporine, dronedarone, erythromycin, or ketoconazole). At the end of the trial, patients in the edoxaban group could transition to VKA by receiving both edoxaban 30 mg once daily (15 mg for patients qualifying for dose reduction) and a VKA until an international normalised ratio (INR) of 2.0 was reached. At that point, edoxaban was stopped and the VKA was continued at the discretion of the treating physician, aiming for an INR of 2.0–3.0. Duration 12 months. Concurrent medication/care: Not reported. Indirectness: No indirectness</p> <p>Further details: 1. Indication for anticoagulant : Not stated / Unclear 2. type of treatment of MI: PCI 3. Types of stents : Not stated / Unclear</p> <p>(n=755) Intervention 2: Dual antiplatelet therapy + warfarin - aspirin + clopidogrel + warfarin. Patients who were randomly assigned to the VKA regimen received a VKA in combination with clopidogrel 75 mg once daily (or at the discretion of the investigator, prasugrel 5 mg or 10 mg once daily or ticagrelor 90 mg twice daily) for 12 months and aspirin (100 mg once daily) for a minimum of 1 month and up to 12 months' duration at the discretion of the investigator. The dose of VKA was adjusted to achieve and maintain a therapeutic INR of 2.0–3.0. INR measurements were taken once every 2–3 days until the value reached the therapeutic range; thereafter, ad-hoc INR measurements were performed at the discretion of the investigator. The choice of P2Y12 inhibitor and duration of aspirin treatment was predeclared by the investigator before random group assignment as guided by the clinical presentation. The use of gastric protection drugs that</p>

	do not interact with cytochrome P450 2C19 (such as pantoprazole) was strongly recommended. Duration 12 months. Concurrent medication/care: Not reported. Indirectness: No indirectness Further details: 1. Indication for anticoagulant : Not stated / Unclear 2. type of treatment of MI: PCI 3. Types of stents : Not stated / Unclear
Funding	Study funded by industry (Daiichi Sankyo Pharma Development and Daiichi Sankyo Europe)
<p>RESULTS (NUMBERS ANALYSED) AND RISK OF BIAS FOR COMPARISON: CLOPIDOGREL+ EDOXABAN versus ASPIRIN + CLOPIDOGREL + WARFARIN</p> <p>Protocol outcome 1: Complications related to bleeding at intermediate term (>30 days up to 1 year) - Actual outcome: Major or CRNM bleeding (ISTH) at 1 year; Group 1: 128/751, Group 2: 152/755 Risk of bias: All domain - Low, Selection - Low, Blinding - High, Incomplete outcome data - Low, Outcome reporting - Low, Measurement - Low, Crossover - Low; Indirectness of outcome: No indirectness ; Group 1 Number missing: ; Group 2 Number missing: - Actual outcome: Major bleeding (ISTH) at 1 year; Group 1: 45/751, Group 2: 48/755 Risk of bias: All domain - Low, Selection - Low, Blinding - High, Incomplete outcome data - Low, Outcome reporting - Low, Measurement - Low, Crossover - Low; Indirectness of outcome: No indirectness ; Group 1 Number missing: ; Group 2 Number missing:</p>	
Protocol outcomes not reported by the study	All-cause mortality at short term (≤30 days) ; All-cause mortality at intermediate term (>30 days up to 1 year) ; All cause mortality at long term (>1 year); Myocardial re-infarction at short term (≤30 days) ; Myocardial re-infarction at intermediate term (>30 days up to 1 year) ; Myocardial re-infarction at long term (>1 year); Stroke - any type at short term (≤30 days) ; Stroke - any type at intermediate term (>30 days up to 1 year) ; Stroke - any type at long term (>1 year); Complications related to bleeding at short term (≤30 days) ; Complications related to bleeding at long term (>1 year); Quality of life at any time; Withdrawal of study drug due to any side effects at any time; Probable and/or definite stent thrombosis at 1 year at any time

Study (subsidiary papers)	PIONEER AF-PCI trial: Gibson 2016³⁶ (Kerneis 2019⁵⁰, Kerneis 2018⁴⁹, Gibson 2015³⁵, Gibson 2017³⁷, Chi 2018²³)
Study type	RCT (Patient randomised; Parallel)
Number of studies (number of participants)	1 (n=2124)
Countries and setting	Conducted in Argentina, Australia, Belgium, Brazil, Bulgaria, Canada, Chile, Democratic Republic of the Congo, Denmark, France, Germany, Italy, Malaysia, Mexico, Netherlands, Poland, Romania, Russia, South Africa, South Korea, Sweden, Taiwan, Turkey, Ukraine, United Kingdom, USA; Setting: Multicentre
Line of therapy	Unclear
Duration of study	Intervention + follow up: 12 months
Method of assessment of guideline condition	Adequate method of assessment/diagnosis
Stratum	Overall
Subgroup analysis within study	Not applicable
Inclusion criteria	<p>Patients must undergo performance of PCI plus:</p> <ol style="list-style-type: none"> 1. The minimum source documentation requirements for inclusion and exclusion criteria that specify a need for “documented medical history” are as follows: <ul style="list-style-type: none"> - Electrocardiogram, Holter monitor, pacemaker/defibrillator, or any device that provides a rhythm strip documenting paroxysmal, persistent, or permanent nonvalvular AF within 1 y before screening. OR - Electrocardiogram, Holter monitor, pacemaker/defibrillator, or any device that provides a rhythm strip documenting paroxysmal, persistent, or permanent nonvalvular AF that was performed more than 1 y before screening if the subject has been receiving oral anticoagulation therapy (VKA or a novel oral anticoagulant) for the AF for 3 mo immediately before the index PCI. <p>2. Inclusion and exclusion criteria not requiring documented medical history must be verified at a minimum by subject interview or other protocol required assessment (eg, laboratory assessment) and documented in the source documents.</p>
Exclusion criteria	<p>Any condition that contraindicates anticoagulant therapy or would confer an unacceptable risk of bleeding, such as, but not limited to:</p> <ol style="list-style-type: none"> 1. Active internal bleeding 2. Clinically significant bleeding 3. Bleeding at a noncompressible site

	<p>4. Bleeding diathesis within 30 d before randomization</p> <p>5. A platelet count $\geq 90,000/\mu\text{L}$ at screening or prerandomization</p> <p>6. A history of intracranial hemorrhage</p> <p>7. Clinically significant gastrointestinal bleeding within 12 mo before randomization</p> <p>8. Contraindications to the use of VKAs, ASA, or P2Y12 platelet inhibitors (clopidogrel, prasugrel, or ticagrelor), per prescribing information.</p>
Recruitment/selection of patients	Not reported
Age, gender and ethnicity	Age - Mean (SD): Group 1: 70.4 (9.1); group 2: 70.0 (9.1); group 3 69.9 (8.7). Gender (M:F): Define. Ethnicity: 94% white, 0.5% Black, 4% Asian, 1.4% other or unknown
Further population details	
Indirectness of population	No indirectness
Interventions	<p>(n=709) Intervention 1: Clopidogrel + rivaroxaban. rivaroxaban at a dose of 15 mg once daily (or a dose of 10 mg once daily if they had moderate renal impairment, indicated by a creatinine clearance of 30 to 50 ml per minute) plus background single antiplatelet therapy with clopidogrel at a dose of 75 mg once daily (or ticagrelor at a dose of 90 mg twice daily or prasugrel at a dose of 10 mg once daily in $\leq 15\%$ of participants). Duration 12 months. Concurrent medication/care: Although aspirin could be administered up to 24 hours before the first dose of the trial drugs, aspirin at all doses was to be withheld after randomization.. Indirectness: No indirectness Further details: 1. Indication for anticoagulant : Mechanical valves (nonvalvular atrial fibrillation). 2. type of treatment of MI: PCI 3. Types of stents : Not stated / Unclear (Mixed).</p> <p>(n=709) Intervention 2: Dual antiplatelet therapy + rivaroxaban - aspirin + clopidogrel + rivaroxaban. rivaroxaban at a dose of 2.5 mg twice daily plus background DAPT with low-dose aspirin (75 to 100 mg per day) and clopidogrel at a dose of 75 mg once daily (or ticagrelor at a dose of 90 mg twice daily or prasugrel at a dose of 10 mg once daily in $\leq 15\%$ of participants) for a prespecified duration of 1, 6, or 12 months. Participants who received the treatment for 1 or 6 months then received rivaroxaban at a dose of 15 mg once daily (or 10 mg once daily if they had moderate renal impairment) plus background single antiplatelet therapy with low-dose aspirin (75 to 100 mg per day) for the remainder of the 12-month treatment period.. Duration 12 months. Concurrent medication/care: Not reported. Indirectness: No indirectness Further details: 1. Indication for anticoagulant : Mechanical valves (nonvalvular atrial fibrillation). 2. type of treatment of MI: PCI 3. Types of stents : Not stated / Unclear (Mixed).</p> <p>(n=706) Intervention 3: Dual antiplatelet therapy + warfarin - aspirin + clopidogrel + warfarin. dose/quantity, brand name, extra details. Duration 12 months. Concurrent medication/care: the vitamin K antagonist warfarin once daily (with dose adjustment to achieve a target INR of 2.0 to 3.0) plus background DAPT with low-dose aspirin (75 to 100 mg per day) and clopidogrel at a dose of 75 mg once daily (or ticagrelor at a</p>

dose of 90 mg twice daily or prasugrel at a dose of 10 mg once daily in $\leq 15\%$ of participants) for a prespecified duration of 1, 6, or 12 months. Participants who received the treatment for 1 or 6 months then received warfarin once daily (with dose adjustment to achieve a target INR of 2.0 to 3.0) plus background single antiplatelet therapy with low-dose aspirin (75 to 100 mg per day) for the remainder of the 12-month treatment period.. Indirectness: No indirectness
Further details: 1. Indication for anticoagulant : Mechanical valves 2. type of treatment of MI: PCI 3. Types of stents : Not stated / Unclear

Funding Study funded by industry (Janssen Scientific Affairs and Bayer Pharmaceuticals)

RESULTS (NUMBERS ANALYSED) AND RISK OF BIAS FOR COMPARISON: CLOPIDOGREL + RIVAROXABAN versus ASPIRIN + CLOPIDOGREL + RIVAROXABAN

Protocol outcome 1: All cause mortality at long term (>1 year)
 - Actual outcome: Death from cardiovascular causes at 12 months; Group 1: 15/694, Group 2: 14/704
 Risk of bias: All domain - High, Selection - High, Blinding - High, Incomplete outcome data - Low, Outcome reporting - Low, Measurement - Low, Crossover - Low; Indirectness of outcome: No indirectness ; Group 1 Number missing: 15; Group 2 Number missing: 5
 - Actual outcome: All-cause death at 12 months; Group 1: 16/696, Group 2: 17/706
 Risk of bias: All domain - High, Selection - High, Blinding - High, Incomplete outcome data - Low, Outcome reporting - Low, Measurement - Low, Crossover - Low; Indirectness of outcome: Serious indirectness ; Group 1 Number missing: 13; Group 2 Number missing: 3

Protocol outcome 2: Myocardial re-infarction at long term (>1 year)
 - Actual outcome: Myocardial infarction at 12 months; Group 1: 19/694, Group 2: 17/704
 Risk of bias: All domain - High, Selection - High, Blinding - High, Incomplete outcome data - Low, Outcome reporting - Low, Measurement - Low, Crossover - Low; Indirectness of outcome: No indirectness ; Group 1 Number missing: 15; Group 2 Number missing: 5

Protocol outcome 3: Stroke - any type at long term (>1 year)
 - Actual outcome: Stroke at 12 months; Group 1: 8/694, Group 2: 10/704
 Risk of bias: All domain - High, Selection - High, Blinding - High, Incomplete outcome data - Low, Outcome reporting - Low, Measurement - Low, Crossover - Low; Indirectness of outcome: No indirectness ; Group 1 Number missing: 15; Group 2 Number missing: 5

Protocol outcome 4: Complications related to bleeding at long term (>1 year)
 - Actual outcome: Major bleeding at 12 months; Group 1: 14/696, Group 2: 12/706
 Risk of bias: All domain - High, Selection - High, Blinding - High, Incomplete outcome data - Low, Outcome reporting - Low, Measurement - Low, Crossover - Low; Indirectness of outcome: No indirectness ; Group 1 Number missing: 13; Group 2 Number missing: 3
 - Actual outcome: Minor bleeding at 12 months; Group 1: 7/696, Group 2: 7/706
 Risk of bias: All domain - High, Selection - High, Blinding - High, Incomplete outcome data - Low, Outcome reporting - Low, Measurement - Low, Crossover - Low; Indirectness of outcome: No indirectness ; Group 1 Number missing: 13; Group 2 Number missing: 3

- Actual outcome: Bleeding requiring medical attention at 12 months; Group 1: 93/696, Group 2: 102/706
 Risk of bias: All domain - High, Selection - High, Blinding - High, Incomplete outcome data - Low, Outcome reporting - Low, Measurement - Low, Crossover - Low; Indirectness of outcome: No indirectness ; Group 1 Number missing: 13; Group 2 Number missing: 3

Protocol outcome 5: Probable and/or definite stent thrombosis at 1 year at any time

- Actual outcome: Stent thrombosis at 12 months; Group 1: 5/694, Group 2: 6/704
 Risk of bias: All domain - High, Selection - High, Blinding - High, Incomplete outcome data - Low, Outcome reporting - Low, Measurement - Low, Crossover - Low; Indirectness of outcome: No indirectness ; Group 1 Number missing: 15; Group 2 Number missing: 5

RESULTS (NUMBERS ANALYSED) AND RISK OF BIAS FOR COMPARISON: CLOPIDOGREL + RIVAROXABAN versus ASPIRIN + CLOPIDOGREL + WARFARIN

Protocol outcome 1: All cause mortality at long term (>1 year)

- Actual outcome: Death from cardiovascular diseases at 12 months; Group 1: 15/694, Group 2: 11/695
 Risk of bias: All domain - High, Selection - High, Blinding - High, Incomplete outcome data - Low, Outcome reporting - Low, Measurement - Low, Crossover - Low; Indirectness of outcome: No indirectness ; Group 1 Number missing: 15; Group 2 Number missing: 11
 - Actual outcome: All-cause death at 12 months; Group 1: 16/696, Group 2: 13/697
 Risk of bias: All domain - High, Selection - High, Blinding - High, Incomplete outcome data - Low, Outcome reporting - Low, Measurement - Low, Crossover - Low; Indirectness of outcome: Serious indirectness ; Group 1 Number missing: 13; Group 2 Number missing: 9

Protocol outcome 2: Myocardial re-infarction at long term (>1 year)

- Actual outcome: Myocardial infarction at 12 months; Group 1: 19/694, Group 2: 21/695
 Risk of bias: All domain - High, Selection - High, Blinding - High, Incomplete outcome data - Low, Outcome reporting - Low, Measurement - Low, Crossover - Low; Indirectness of outcome: No indirectness ; Group 1 Number missing: 15; Group 2 Number missing: 11

Protocol outcome 3: Stroke - any type at long term (>1 year)

- Actual outcome: Stroke at 12 months; Group 1: 8/694, Group 2: 7/695
 Risk of bias: All domain - High, Selection - High, Blinding - High, Incomplete outcome data - Low, Outcome reporting - Low, Measurement - Low, Crossover - Low; Indirectness of outcome: No indirectness ; Group 1 Number missing: 15; Group 2 Number missing: 11

Protocol outcome 4: Complications related to bleeding at long term (>1 year)

- Actual outcome: Bleeding requiring medical attention at 12 months; Group 1: 93/696, Group 2: 139/697
 Risk of bias: All domain - High, Selection - High, Blinding - High, Incomplete outcome data - Low, Outcome reporting - Low, Measurement - Low, Crossover - Low; Indirectness of outcome: No indirectness ; Group 1 Number missing: 13; Group 2 Number missing: 9
 - Actual outcome: Major bleeding at 12 months; Group 1: 14/696, Group 2: 20/697
 Risk of bias: All domain - High, Selection - High, Blinding - High, Incomplete outcome data - Low, Outcome reporting - Low, Measurement - Low, Crossover - Low; Indirectness of outcome: No indirectness ; Group 1 Number missing: 13; Group 2 Number missing: 9
 - Actual outcome: Minor bleeding at 12 months; Group 1: 7/696, Group 2: 13/697

Risk of bias: All domain - High, Selection - High, Blinding - High, Incomplete outcome data - Low, Outcome reporting - Low, Measurement - Low, Crossover - Low; Indirectness of outcome: No indirectness ; Group 1 Number missing: 13; Group 2 Number missing: 9

Protocol outcome 5: Probable and/or definite stent thrombosis at 1 year at any time

- Actual outcome: Stent thrombosis at 12 months; Group 1: 5/694, Group 2: 4/695

Risk of bias: All domain - High, Selection - High, Blinding - High, Incomplete outcome data - Low, Outcome reporting - Low, Measurement - Low, Crossover - Low; Indirectness of outcome: No indirectness ; Group 1 Number missing: 15; Group 2 Number missing: 11

RESULTS (NUMBERS ANALYSED) AND RISK OF BIAS FOR COMPARISON: ASPIRIN + CLOPIDOGREL + WARFARIN versus ASPIRIN + CLOPIDOGREL + RIVAROXABAN

Protocol outcome 1: All cause mortality at long term (>1 year)

- Actual outcome: Death from cardiovascular causes at 12 months; Group 1: 11/706, Group 2: 14/709

Risk of bias: All domain - High, Selection - High, Blinding - High, Incomplete outcome data - Low, Outcome reporting - Low, Measurement - Low, Crossover - Low; Indirectness of outcome: Serious indirectness ; Group 1 Number missing: 9; Group 2 Number missing: 5

- Actual outcome: All-cause death at 12 months; Group 1: 13/697, Group 2: 17/706

Risk of bias: All domain - High, Selection - High, Blinding - High, Incomplete outcome data - Low, Outcome reporting - Low, Measurement - Low, Crossover - Low; Indirectness of outcome: Serious indirectness ; Group 1 Number missing: 9; Group 2 Number missing: 3

Protocol outcome 2: Myocardial re-infarction at long term (>1 year)

- Actual outcome: Myocardial infarction at 12 months; Group 1: 21/706, Group 2: 17/709

Risk of bias: All domain - High, Selection - High, Blinding - High, Incomplete outcome data - Low, Outcome reporting - Low, Measurement - Low, Crossover - Low; Indirectness of outcome: Serious indirectness ; Group 1 Number missing: 15; Group 2 Number missing: 11

Protocol outcome 3: Stroke - any type at long term (>1 year)

- Actual outcome: Stroke at 12 months; Group 1: 7/706, Group 2: 10/709

Risk of bias: All domain - High, Selection - High, Blinding - High, Incomplete outcome data - Low, Outcome reporting - Low, Measurement - Low, Crossover - Low; Indirectness of outcome: No indirectness ; Group 1 Number missing: 9; Group 2 Number missing: 5

Protocol outcome 4: Complications related to bleeding at long term (>1 year)

- Actual outcome: Major bleeding at 12 months; Group 1: 20/697, Group 2: 12/706

Risk of bias: All domain - High, Selection - High, Blinding - High, Incomplete outcome data - Low, Outcome reporting - Low, Measurement - Low, Crossover - Low; Indirectness of outcome: No indirectness ; Group 1 Number missing: 9; Group 2 Number missing: 3

- Actual outcome: Minor bleeding at 12 months; Group 1: 13/706, Group 2: 7/709

Risk of bias: All domain - High, Selection - High, Blinding - High, Incomplete outcome data - Low, Outcome reporting - Low, Measurement - Low, Crossover - Low; Indirectness of outcome: No indirectness ; Group 1 Number missing: 9; Group 2 Number missing: 3

- Actual outcome: Bleeding requiring medical attention at 12 months; Group 1: 139/697, Group 2: 102/706

Risk of bias: All domain - High, Selection - High, Blinding - High, Incomplete outcome data - Low, Outcome reporting - Low, Measurement - Low,

Crossover - Low; Indirectness of outcome: No indirectness ; Group 1 Number missing: 9; Group 2 Number missing: 3

Protocol outcome 5: Probable and/or definite stent thrombosis at 1 year at any time

- Actual outcome: Stent thrombosis at 12 months; Group 1: 4/706, Group 2: 6/709

Risk of bias: All domain - High, Selection - High, Blinding - High, Incomplete outcome data - Low, Outcome reporting - Low, Measurement - Low,

Crossover - Low; Indirectness of outcome: No indirectness ; Group 1 Number missing: 9; Group 2 Number missing: 5

Protocol outcomes not reported by the study

All-cause mortality at short term (≤ 30 days) ; All-cause mortality at intermediate term (>30 days up to 1 year) ; Myocardial re-infarction at short term (≤ 30 days) ; Myocardial re-infarction at intermediate term (>30 days up to 1 year) ; Stroke - any type at short term (≤ 30 days) ; Stroke - any type at intermediate term (>30 days up to 1 year) ; Complications related to bleeding at short term (≤ 30 days) ; Complications related to bleeding at intermediate term (>30 days up to 1 year) ; Quality of life at any time; Withdrawal of study drug due to any side effects at any time

Study (subsidiary papers)	RE-DUAL trial: Cannon 2017¹⁹ (Oldgren 2019⁷⁵, Cannon 2016²⁰)
Study type	RCT (Patient randomised; Parallel)
Number of studies (number of participants)	1 (n=2725)
Countries and setting	Conducted in Argentina, Australia, Austria, Belgium, Brazil, Bulgaria, Canada, Chile, Colombia, Croatia, Czech Republic, Denmark, Finland, France, Germany, Greece, Hong Kong (China), Hungary, India, Irish Republic, Israel, Italy, Japan, Mexico, Multiple countries, Netherlands, New Zealand, Norway, Poland, Portugal, Russia, Singapore, Slovakia, Slovenia, South Korea, Spain, Sweden, Taiwan, Thailand, Turkey, United Kingdom, USA; Setting: Multicentre
Line of therapy	Unclear
Duration of study	Intervention time: Mean follow up 14 months
Method of assessment of guideline condition	Unclear method of assessment/diagnosis
Stratum	Overall
Subgroup analysis within study	Not applicable
Inclusion criteria	<ul style="list-style-type: none"> • Age ≥18 yr • Patients with NVAf who have been receiving an OAC or who are treatment-naïve prior to PCI; AF not secondary to a reversible disorder unless long-term anticoagulation was planned • ACS or unstable angina successfully treated by PCI and stenting or stable CAD with ≥1 lesion eligible for PCI that was successfully treated by elective PCI and stenting
Exclusion criteria	<ul style="list-style-type: none"> • Mechanical or biological heart valve prosthesis • Cardiogenic shock during current hospitalization • Use of fibrinolytic agents within 24 hr of randomization that will put the patient at high risk of bleeding (in the opinion of the investigator) • Stroke within 1 month prior to screening • Major surgery within 1 month prior to screening • Organ transplant, or on the waiting list for organ transplant • History of intraocular, spinal, retroperitoneal, or traumatic intra-articular bleeding, unless the causative factor has been permanently resolved • GI hemorrhage within 1 month before screening, unless the causative factor has been permanently resolved • A major bleeding episode including life-threatening bleeding within 1 month before screening • Hemorrhagic disorder or bleeding diathesis • Anemia or thrombocytopenia

	<ul style="list-style-type: none"> • Severe renal impairment (eCrCl <30 ml/min) • Active liver disease (ALT, AST, AP >3× ULN or known active hepatitis A, B, or C) • Recent malignancy or radiation therapy (≤6 months), unless life expectancy is >36 months • Continued treatment with systemic ketoconazole, itraconazole, posaconazole, cyclosporine, tacrolimus, dronedarone, rifampicin, phenytoin, carbamazepine, or St John's wort • Continued treatment with NSAIDs • Known allergy to dabigatran or warfarin or excipients of a study drug • Patients who should not be treated with an OAC • Contraindication to clopidogrel, ticagrelor, or ASA • Premenopausal women who are pregnant, breast-feeding, not surgically sterile, or not practicing 2 acceptable methods of birth control • Participation in another trial with an investigational drug or device within the past 30 days • Patients unable or unwilling to comply with the protocol, or with life expectancy shorter than the duration of the study
Recruitment/selection of patients	Not reported
Age, gender and ethnicity	Age - --: . Gender (M:F): Define. Ethnicity: Not reported
Further population details	
Indirectness of population	No indirectness
Interventions	<p>(n=1744) Intervention 1: Clopidogrel + dabigatran. dual therapy with dabigatran etexilate (110 or 150mg twice daily) plus either clopidogrel or ticagrelor. 981 patients had 110mg, and 763 had 150 mg. All the patients were to receive either clopidogrel (75 mg daily) or ticagrelor (90 mg twice daily) for at least 12 months after randomization; the choice of agent was at the discretion of the investigator.. Duration 6 months minimum. Concurrent medication/care: Not reported. Indirectness: No indirectness Further details: 1. Indication for anticoagulant : Not stated / Unclear (Non valvular atrial fibrillation). 2. type of treatment of MI: PCI 3. Types of stents : Not stated / Unclear (Mixed).</p> <p>(n=981) Intervention 2: Clopidogrel + dabigatran. triple therapy with warfarin plus aspirin (≤100 mg daily) and either clopidogrel or ticagrelor (triple-therapy group). In the triple-therapy group, aspirin was discontinued after 1 month in patients in whom a bare-metal stent was implanted and after 3 months in patients in whom a drug-eluting stent was implanted . Duration 6 months minimum. Concurrent medication/care: Not reported. Indirectness: No indirectness Further details: 1. Indication for anticoagulant : Not stated / Unclear (Non valvular atrial fibrillation). 2. type of treatment of MI: PCI 3. Types of stents : Not stated / Unclear (Mixed).</p>
Funding	Principal author funded by industry

RESULTS (NUMBERS ANALYSED) AND RISK OF BIAS FOR COMPARISON: CLOPIDOGREL + DABIGATRAN versus ASPIRIN + CLOPIDOGREL + WARFARIN

Protocol outcome 1: All cause mortality at long term (>1 year)

- Actual outcome: Death at Mean 14 months; Group 1: 85/1744, Group 2: 48/981

Risk of bias: All domain - High, Selection - High, Blinding - High, Incomplete outcome data - Low, Outcome reporting - Low, Measurement - Low, Crossover - Low; Indirectness of outcome: No indirectness ; Group 1 Number missing: ; Group 2 Number missing:

Protocol outcome 2: Myocardial re-infarction at long term (>1 year)

- Actual outcome: Myocardial infarction at Mean 14 months; Group 1: 70/1744, Group 2: 29/981

Risk of bias: All domain - High, Selection - High, Blinding - High, Incomplete outcome data - Low, Outcome reporting - Low, Measurement - Low, Crossover - Low; Indirectness of outcome: No indirectness ; Group 1 Number missing: ; Group 2 Number missing:

Protocol outcome 3: Stroke - any type at long term (>1 year)

- Actual outcome: Stroke at Mean 14 months; Group 1: 26/1744, Group 2: 13/981

Risk of bias: All domain - High, Selection - High, Blinding - High, Incomplete outcome data - Low, Outcome reporting - Low, Measurement - Low, Crossover - Low; Indirectness of outcome: No indirectness ; Group 1 Number missing: ; Group 2 Number missing:

Protocol outcome 4: Complications related to bleeding at long term (>1 year)

- Actual outcome: TIMI major bleeding at Mean 14 months; Group 1: 30/1744, Group 2: 37/981

Risk of bias: All domain - High, Selection - High, Blinding - High, Incomplete outcome data - Low, Outcome reporting - Low, Measurement - Low, Crossover - Low; Indirectness of outcome: No indirectness ; Group 1 Number missing: ; Group 2 Number missing:

- Actual outcome: TIMI major or minor bleeding at Mean 14 months; Group 1: 56/1744, Group 2: 69/981

Risk of bias: All domain - High, Selection - High, Blinding - High, Incomplete outcome data - Low, Outcome reporting - Low, Measurement - Low, Crossover - Low; Indirectness of outcome: No indirectness ; Group 1 Number missing: ; Group 2 Number missing:

- Actual outcome: Intracranial hemorrhage at Mean 14 months; Group 1: 4/1744, Group 2: 10/981

Risk of bias: All domain - High, Selection - High, Blinding - High, Incomplete outcome data - Low, Outcome reporting - Low, Measurement - Low, Crossover - Low; Indirectness of outcome: No indirectness ; Group 1 Number missing: ; Group 2 Number missing:

Protocol outcome 5: Probable and/or definite stent thrombosis at 1 year at any time

- Actual outcome: Definite stent thrombosis at Mean 14 months; Group 1: 22/1744, Group 2: 8/981

Risk of bias: All domain - High, Selection - High, Blinding - High, Incomplete outcome data - Low, Outcome reporting - Low, Measurement - Low, Crossover - Low; Indirectness of outcome: No indirectness ; Group 1 Number missing: ; Group 2 Number missing:

Protocol outcomes not reported by the study

All-cause mortality at short term (≤30 days) ; All-cause mortality at intermediate term (>30 days up to 1 year) ; Myocardial re-infarction at short term (≤30 days) ; Myocardial re-infarction at intermediate term (>30 days up to 1 year) ; Stroke - any type at short term (≤30 days) ; Stroke - any type at intermediate term

(>30 days up to 1 year) ; Complications related to bleeding at short term (≤ 30 days) ; Complications related to bleeding at intermediate term (>30 days up to 1 year) ; Quality of life at any time; Withdrawal of study drug due to any side effects at any time

Appendix E: Forest plots

E.1 Warfarin + clopidogrel + aspirin versus warfarin + clopidogrel

E.2 AUGUSTUS data only

Figure 2: All-cause mortality (6 months)

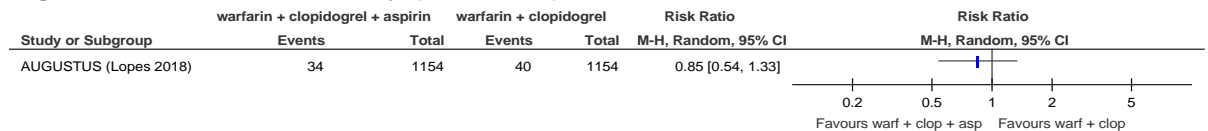


Figure 3: Myocardial infarction (6 months)

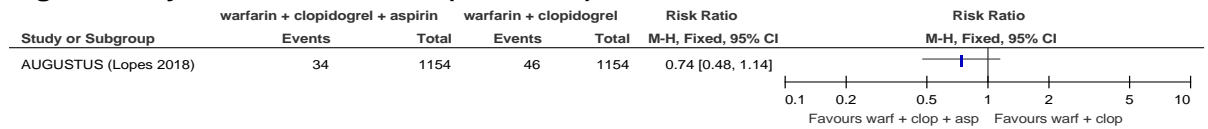


Figure 4: Stroke (6 months)

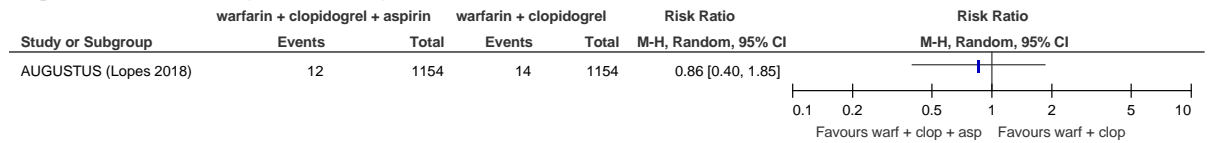


Figure 5: Any stent thrombosis (6 months)

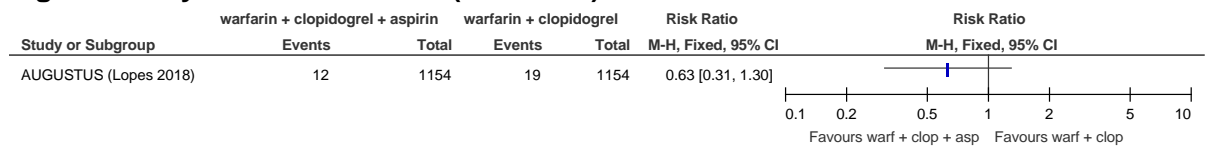
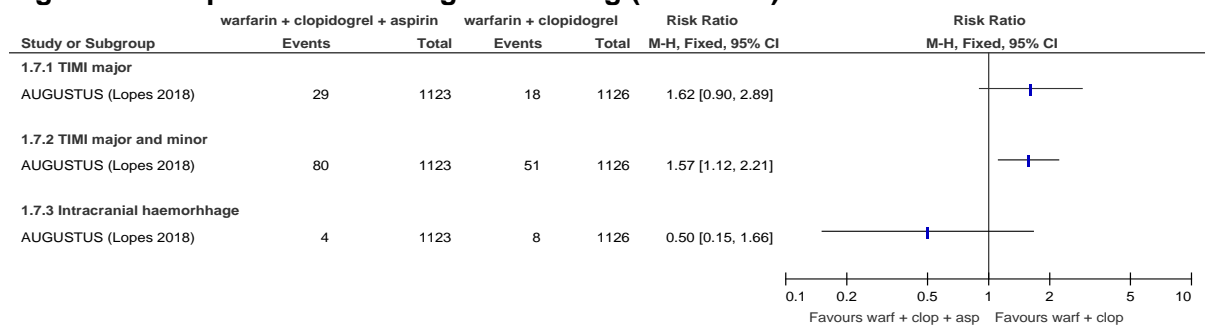


Figure 6: Complications relating to bleeding (6 months)



E.3 Warfarin + clopidogrel + aspirin versus dabigatran + clopidogrel

Figure 7: All-cause mortality (14 months)




Figure 8: Myocardial infarction (14 months)

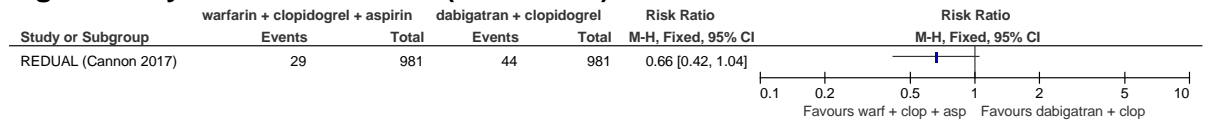


Figure 9: Stroke (14 months)

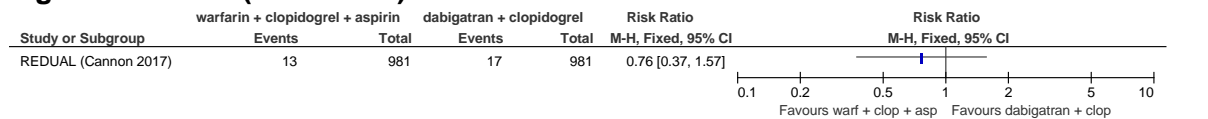


Figure 10: Definite stent thrombosis (14 months)

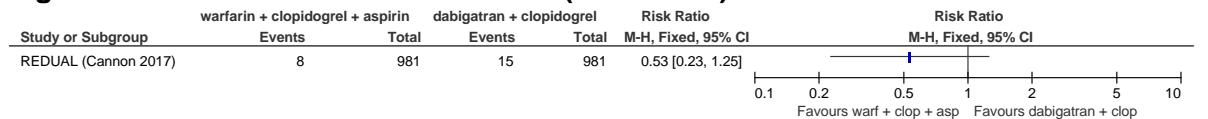
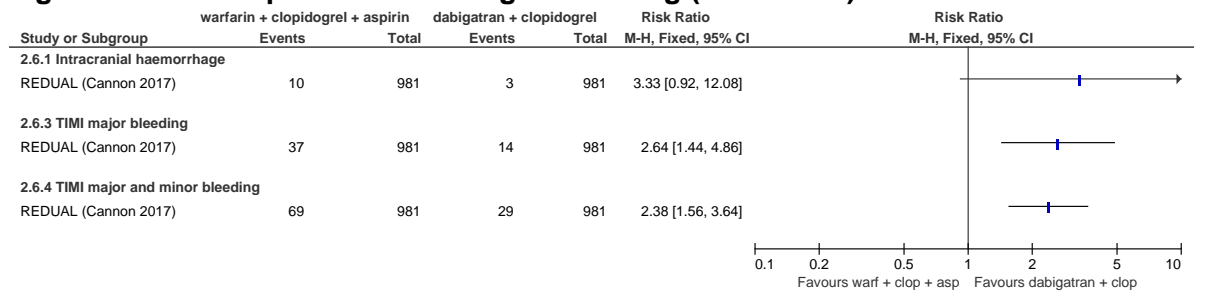


Figure 11: Complications relating to bleeding (14 months)



E.4 Rivaroxaban + clopidogrel + aspirin versus rivaroxaban + clopidogrel

Figure 12: All cause mortality (12 months)

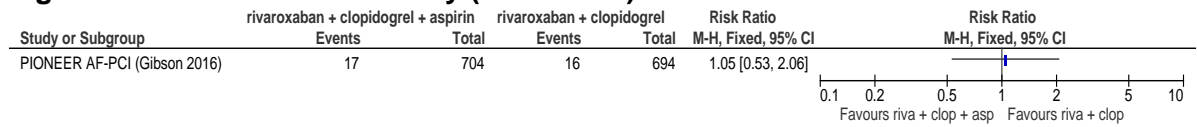


Figure 13: Myocardial infarction (12 months)




Figure 14: Stroke (12 months)

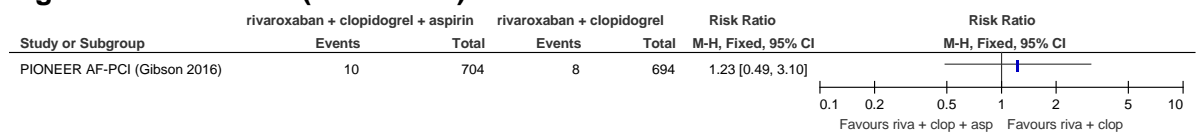


Figure 15: Stent thrombosis (12 months)

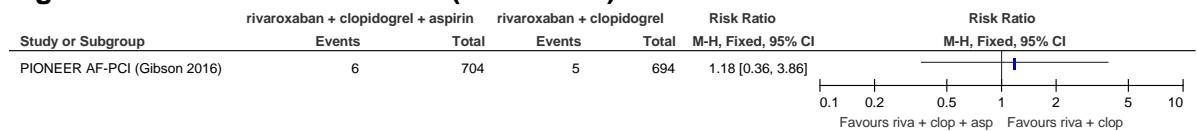
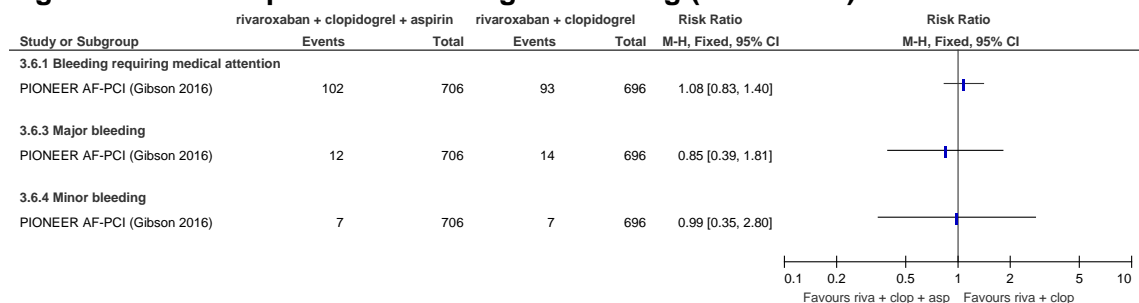


Figure 16: Complications relating to bleeding (12 months)



E.5 Rivaroxaban + clopidogrel + aspirin versus warfarin + clopidogrel + aspirin

Figure 17: All-cause mortality (12 months)




Figure 18: Myocardial infarction (12 months)

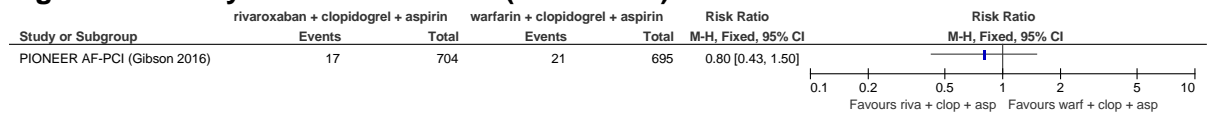


Figure 19: Stroke (12 months)




Figure 20: Stent thrombosis (12 months)

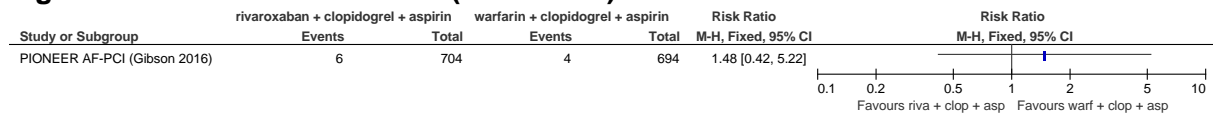
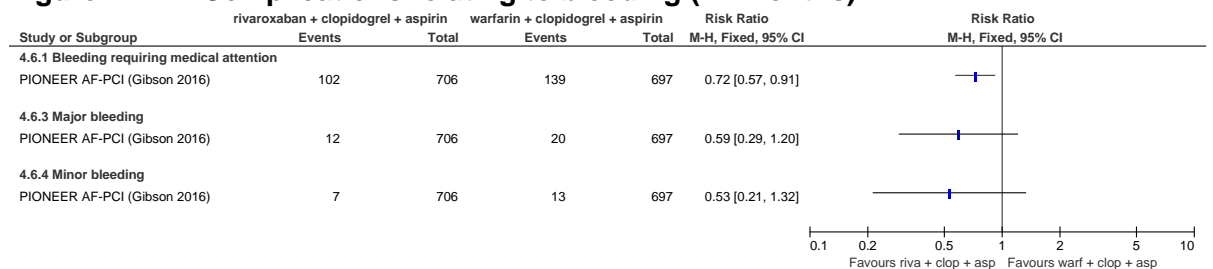


Figure 21: Complications relating to bleeding (12 months)



E.6 Warfarin + clopidogrel + aspirin versus rivaroxaban + clopidogrel

Figure 22: All-cause mortality (12 months)

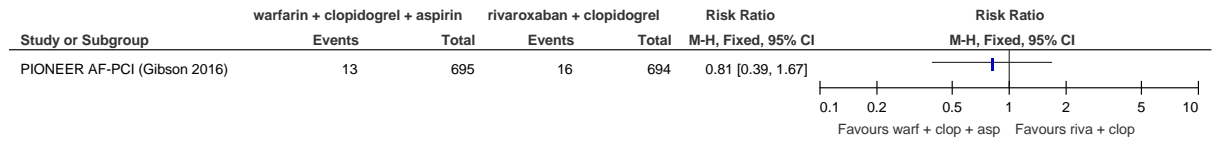


Figure 23: Myocardial infarction (12 months)

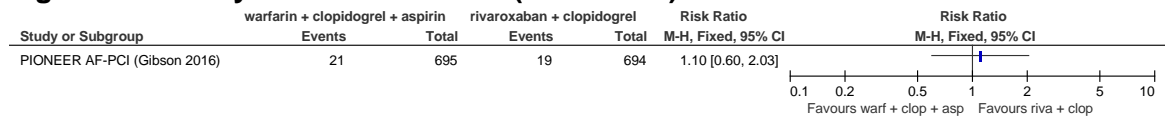


Figure 24: Stroke (12 months)




Figure 25: Stent thrombosis (12 months)


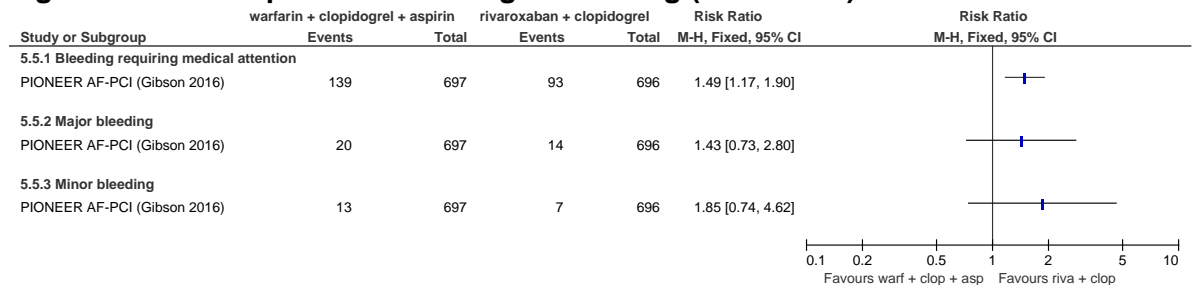


Figure 26: Complications relating to bleeding (12 months)



E.7 AUGUSTUS – Apixaban + clopidogrel + aspirin versus apixaban + clopidogrel

Figure 27: All-cause mortality (6 months)

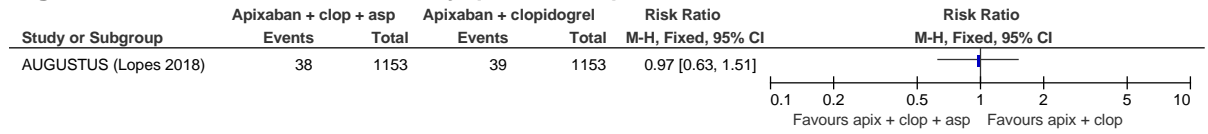


Figure 28: Myocardial infarction (6 months)

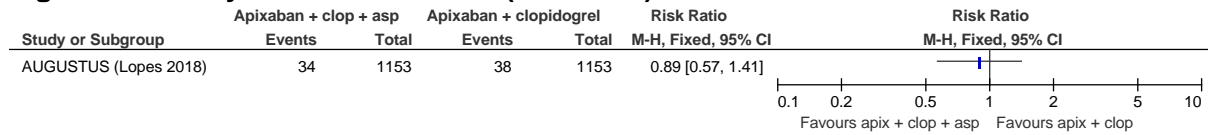


Figure 29: Stroke (6 months)

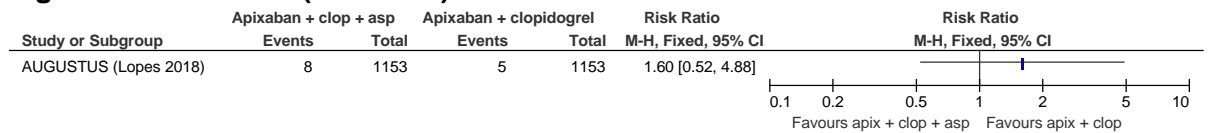


Figure 30: Any stent thrombosis (6 months)

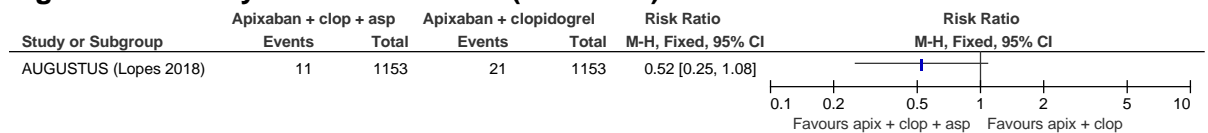
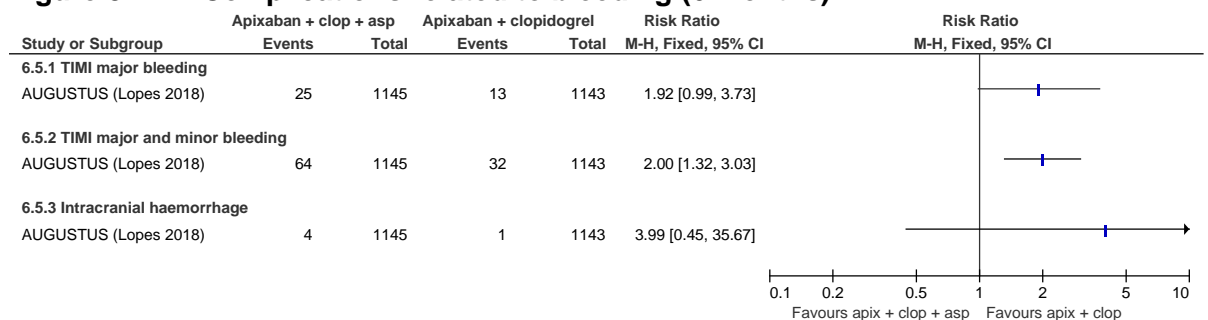


Figure 31: Complications related to bleeding (6 months)



E.8 AUGUSTUS – Apixaban + clopidogrel + aspirin versus warfarin + clopidogrel + aspirin

Figure 32: All-cause mortality (6 months)

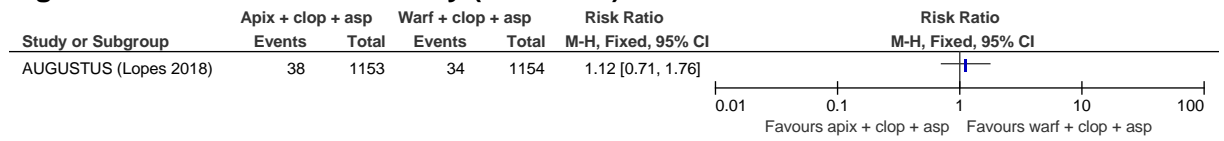


Figure 33: Myocardial infarction (6 months)

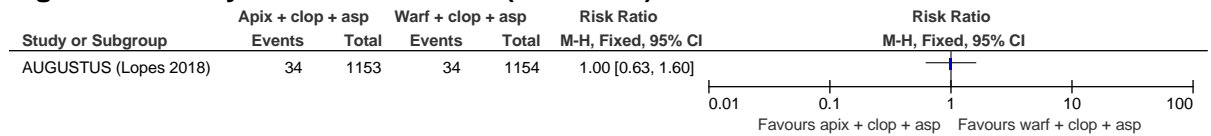


Figure 34: Stroke (6 months)

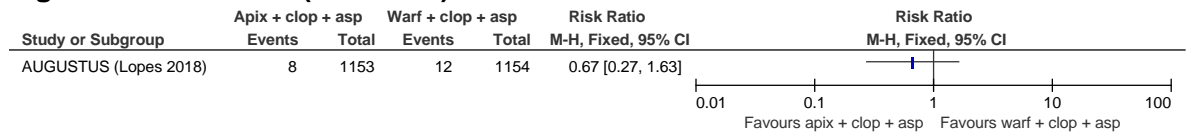


Figure 35: Any stent thrombosis (6 months)

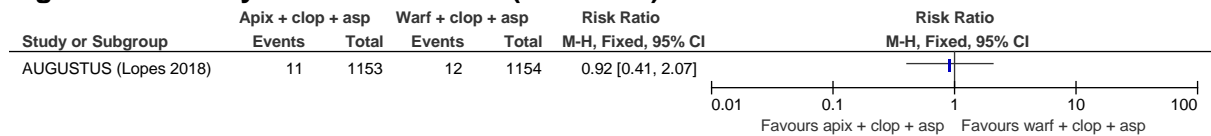
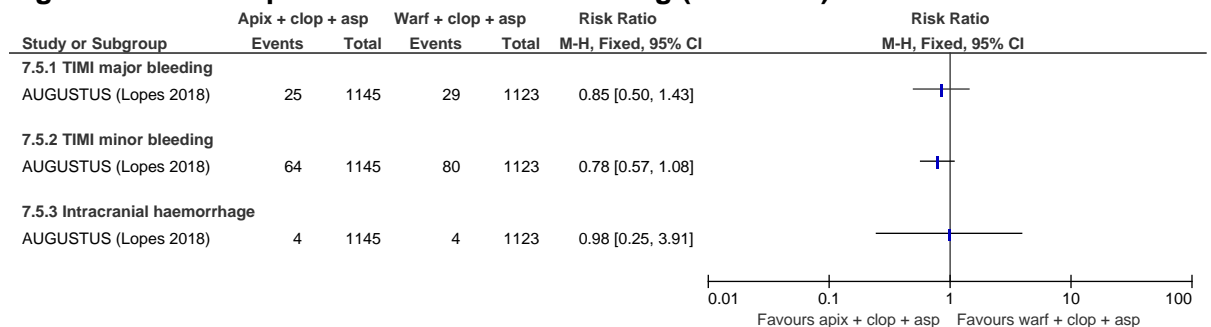


Figure 36: Complications related to bleeding (6 months)



E.9 AUGUSTUS – Apixaban + clopidogrel + aspirin versus warfarin + clopidogrel

Figure 37: All-cause mortality (6 months)

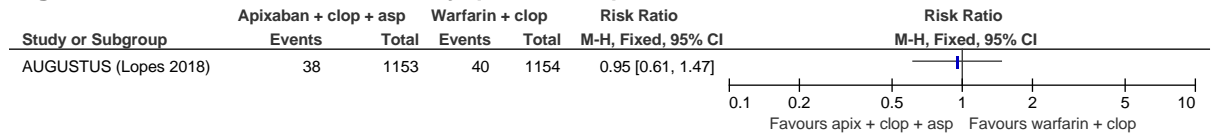


Figure 38: Myocardial infarction (6 months)

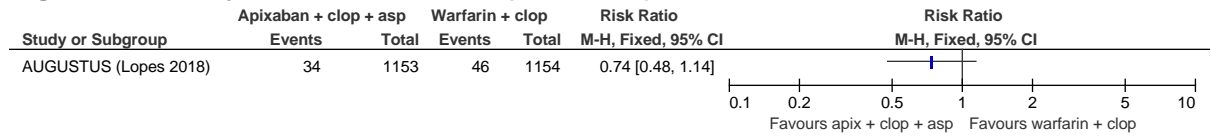


Figure 39: Stroke (6 months)

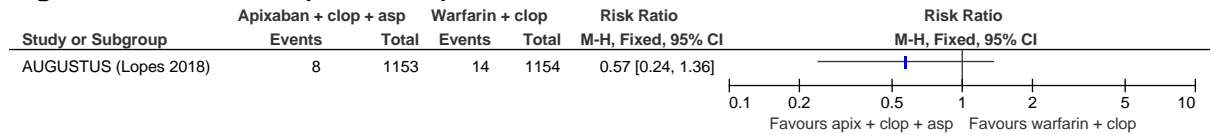


Figure 40: Any stent thrombosis (6 months)

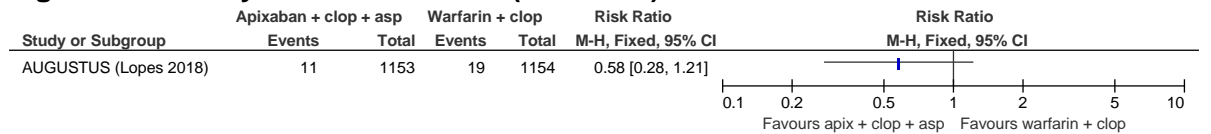
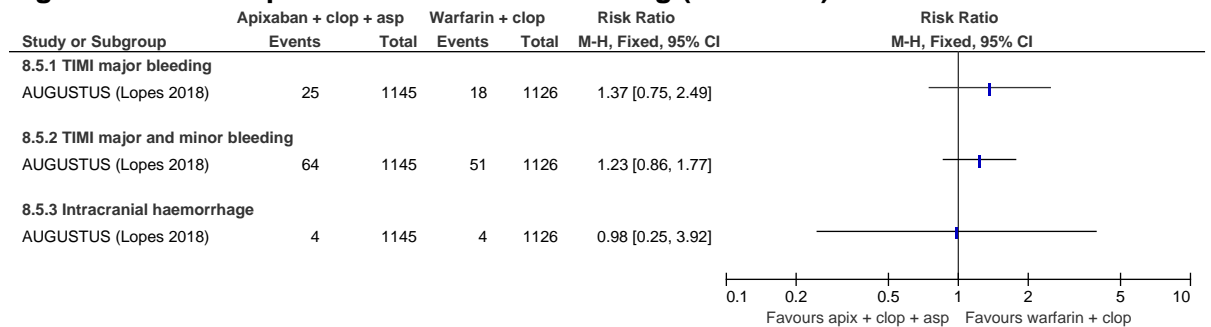


Figure 41: Complications related to bleeding (6 months)



E.10 AUGUSTUS – Warfarin + clopidogrel + aspirin versus apixaban + clopidogrel

Figure 42: All-cause mortality (6 months)

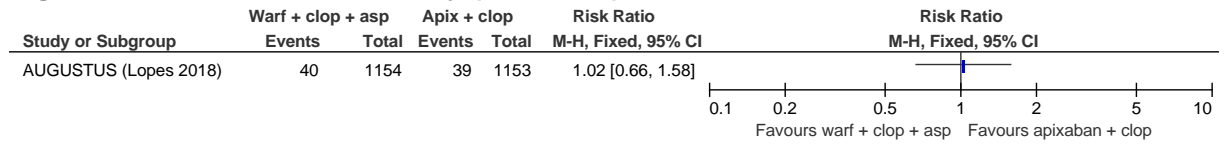


Figure 43: Myocardial infarction (6 months)

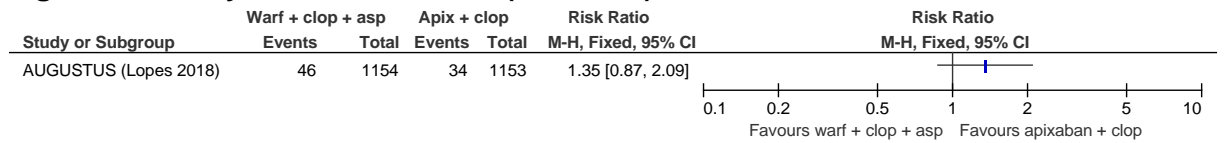


Figure 44: Stroke (6 months)

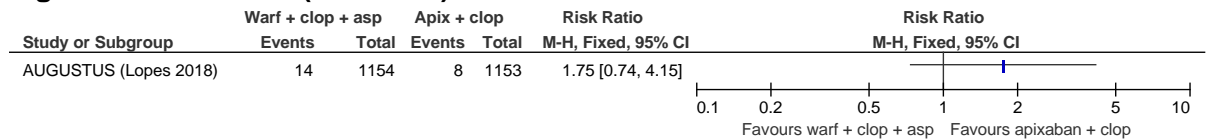


Figure 45: Any stent thrombosis (6 months)

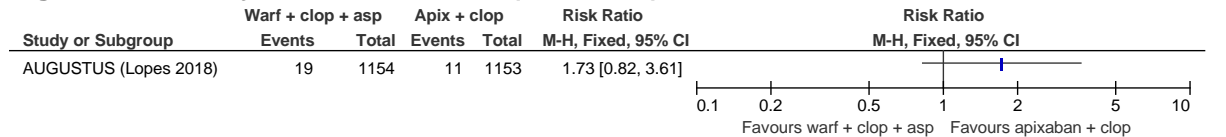
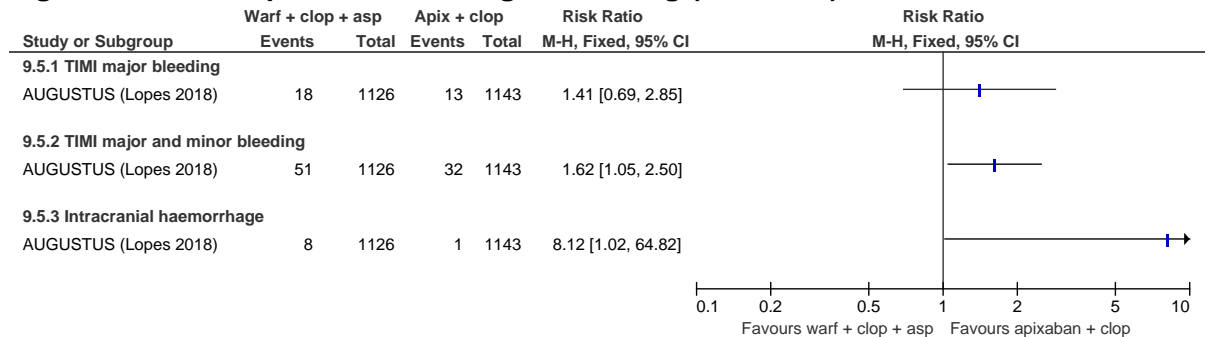


Figure 46: Complications relating to bleeding (6 months)



E.11 AUGUSTUS – Apixaban + clopidogrel versus warfarin + clopidogrel

Figure 47: All-cause mortality (6 months)

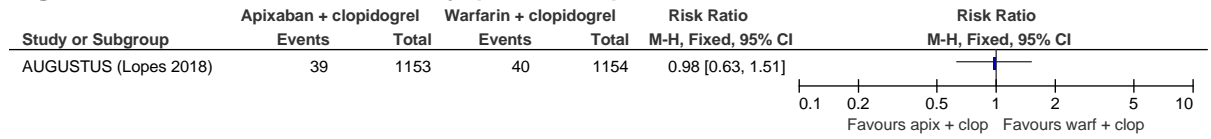


Figure 48: Myocardial infarction (6 months)




Figure 49: Stroke (6 months)




Figure 50: Any stent thrombosis (6 months)

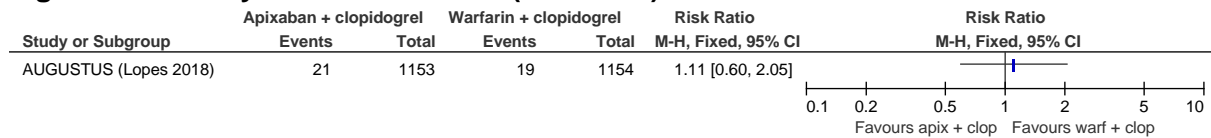
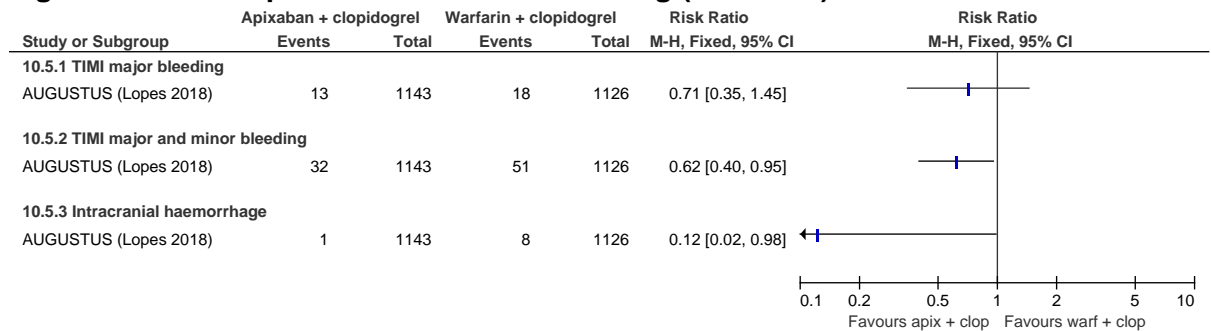
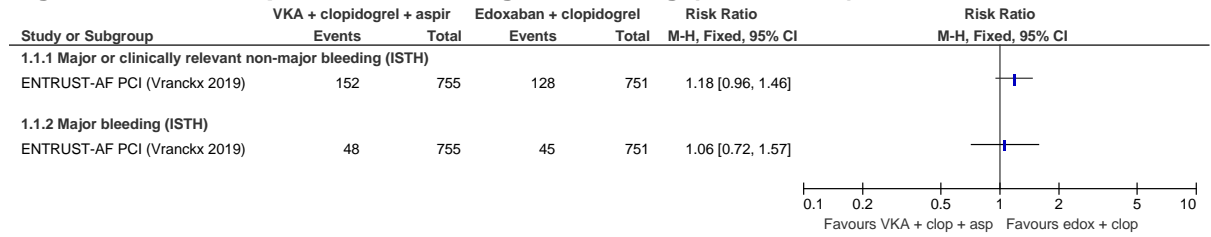


Figure 51: Complications related to bleeding (6 months)



E.12 VKA + clopidogrel + aspirin versus edoxaban + clopidogrel

Figure 52: Complications relating to bleeding (12 months)



E.13 Edoxaban + clopidogrel versus VKA + clopidogrel + aspirin

Figure 53: All-cause mortality (12 months)




Figure 54: Stroke (12 months)




Figure 55: Myocardial infarction (12 months)




Figure 56: Stent thrombosis (12 months)

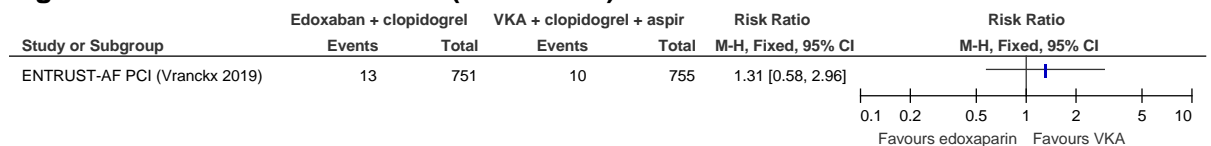
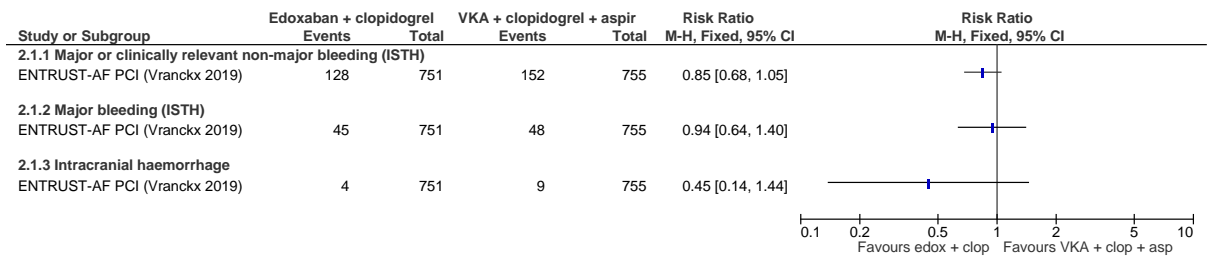


Figure 57: Complications relating to bleeding (12 months)



Appendix F: GRADE tables

Table 19: Clinical evidence profile: Warfarin + clopidogrel + aspirin versus warfarin + clopidogrel (AUGUSTUS data only)

Quality assessment							No of patients		Effect		Quality	Importance
No of studies	Design	Risk of bias	Inconsistency	Indirectness	Imprecision	Other considerations	Warfarin + clopidogrel + aspirin versus warfarin + clopidogrel	Control	Relative (95% CI)	Absolute		
All-cause mortality (follow-up 6 months)												
1	randomised trials	no serious risk of bias	no serious inconsistency	no serious indirectness	very serious ¹	none	34/1154 (2.9%)	3.5%	RR 0.85 (0.54 to 1.33)	5 fewer per 1000 (from 16 fewer to 12 more)	⊕⊕⊕⊕ LOW	CRITICAL
Myocardial infarction (follow-up 6 months)												
1	randomised trials	no serious risk of bias	no serious inconsistency	no serious indirectness	serious ¹	none	34/1154 (2.9%)	4%	RR 0.74 (0.48 to 1.14)	10 fewer per 1000 (from 21 fewer to 6 more)	⊕⊕⊕⊕ MODERATE	CRITICAL
Stroke (follow-up 6 months)												
1	randomised trials	no serious risk of bias	no serious inconsistency	no serious indirectness	very serious ¹	none	12/1154 (1%)	1.2%	RR 0.86 (0.4 to 1.85)	2 fewer per 1000 (from 7 fewer to 10 more)	⊕⊕⊕⊕ LOW	CRITICAL
Any stent thrombosis (follow-up 6 months)												

1	randomised trials	no serious risk of bias	no serious inconsistency	no serious indirectness	very serious ¹	none	12/1154 (1%)	1.7%	RR 0.63 (0.31 to 1.3)	6 fewer per 1000 (from 12 fewer to 5 more)	⊕⊕⊕⊕ LOW	IMPORTANT
Complications relating to bleeding - TIMI major (follow-up 6 months)												
1	randomised trials	no serious risk of bias	no serious inconsistency	no serious indirectness	serious ¹	none	29/1123 (2.6%)	1.6%	RR 1.62 (0.9 to 2.89)	10 more per 1000 (from 2 fewer to 30 more)	⊕⊕⊕⊕ MODERATE	CRITICAL
Complications relating to bleeding - TIMI major and minor (follow-up 6 months)												
1	randomised trials	no serious risk of bias	no serious inconsistency	no serious indirectness	serious ¹	none	80/1123 (7.1%)	4.5%	RR 1.57 (1.12 to 2.21)	26 more per 1000 (from 5 more to 54 more)	⊕⊕⊕⊕ MODERATE	CRITICAL
Complications relating to bleeding - Intracranial haemorrhage (follow-up 6 months)												
1	randomised trials	no serious risk of bias	no serious inconsistency	no serious indirectness	very serious ¹	none	4/1123 (0.36%)	0.7%	RR 0.5 (0.15 to 1.66)	3 fewer per 1000 (from 6 fewer to 5 more)	⊕⊕⊕⊕ LOW	CRITICAL

¹ Downgraded by 1 increment if the confidence interval crossed one MID or by 2 increments if the confidence interval crossed both MIDs

Table 20: Clinical evidence profile: Warfarin + clopidogrel + aspirin versus dabigatran + clopidogrel							Quality assessment		Effect		Quality	Importance
No of studies	Design	Risk of bias	Inconsistency	Indirectness	Imprecision	Other considerations	Warfarin + clopidogrel + aspirin	Dabigatran + clopidogrel	Relative (95% CI)	Absolute		

All-cause mortality (follow-up 14 months)												
1	randomised trials	serious ¹	no serious inconsistency	no serious indirectness	very serious ²	none	48/981 (4.9%)	5.6%	RR 0.87 (0.6 to 1.27)	7 fewer per 1000 (from 22 fewer to 15 more)	⊕⊕⊕⊕ VERY LOW	CRITICAL
Myocardial infarction (follow-up 14 months)												
1	randomised trials	serious ¹	no serious inconsistency	no serious indirectness	serious ²	none	29/981 (3%)	4.5%	RR 0.66 (0.42 to 1.04)	15 fewer per 1000 (from 26 fewer to 2 more)	⊕⊕⊕⊕ LOW	CRITICAL
Stroke (follow-up 14 months)												
1	randomised trials	serious ¹	no serious inconsistency	no serious indirectness	very serious ²	none	13/981 (1.3%)	1.7%	RR 0.76 (0.37 to 1.57)	4 fewer per 1000 (from 11 fewer to 10 more)	⊕⊕⊕⊕ VERY LOW	CRITICAL
Definite stent thrombosis (follow-up 14 months)												
1	randomised trials	serious ¹	no serious inconsistency	no serious indirectness	very serious ²	none	8/981 (0.82%)	1.5%	RR 0.53 (0.23 to 1.25)	7 fewer per 1000 (from 12 fewer to 4 more)	⊕⊕⊕⊕ VERY LOW	IMPORTANT
Complications relating to bleeding - Intracranial haemorrhage (follow-up 14 months)												
1	randomised trials	serious ¹	no serious inconsistency	no serious indirectness	serious ²	none	10/981 (1%)	0.3%	RR 3.33 (0.92 to 12.08)	7 more per 1000 (from 0 fewer to 33 more)	⊕⊕⊕⊕ LOW	CRITICAL
Complications relating to bleeding - TIMI major bleeding (follow-up 14 months)												

1	randomised trials	serious ¹	no serious inconsistency	no serious indirectness	no serious imprecision	none	37/981 (3.8%)	1.4%	RR 2.64 (1.44 to 4.86)	23 more per 1000 (from 6 more to 54 more)	⊕⊕⊕○ MODERATE	CRITICAL
Complications relating to bleeding - TIMI major and minor bleeding (follow-up 14 months)												
1	randomised trials	serious ¹	no serious inconsistency	no serious indirectness	no serious imprecision	none	69/981 (7%)	3%	RR 2.38 (1.56 to 3.64)	41 more per 1000 (from 17 more to 79 more)	⊕⊕⊕○ MODERATE	CRITICAL

¹ Downgraded by 1 increment if the majority of the evidence was at high risk of bias, and downgraded by 2 increments if the majority of the evidence was at very high risk of bias

² Downgraded once for serious imprecision, and twice for very serious imprecision

Table 21: Clinical evidence profile: Rivaroxaban + clopidogrel + aspirin versus rivaroxaban + clopidogrel

Quality assessment							No of patients		Effect		Quality	Importance
No of studies	Design	Risk of bias	Inconsistency	Indirectness	Imprecision	Other considerations	Rivaroxaban + clopidogrel + aspirin versus rivaroxaban + clopidogrel	Control	Relative (95% CI)	Absolute		
All-cause mortality (follow-up 12 months)												

1	randomised trials	serious ¹	no serious inconsistency	no serious indirectness	very serious ²	none	17/704 (2.4%)	2.3%	RR 1.05 (0.53 to 2.06)	1 more per 1000 (from 11 fewer to 24 more)	⊕○○○ VERY LOW	CRITICAL
Myocardial infarction (follow-up 12 months)												
1	randomised trials	serious ¹	no serious inconsistency	no serious indirectness	very serious ²	none	17/704 (2.4%)	2.7%	RR 0.88 (0.46 to 1.68)	3 fewer per 1000 (from 15 fewer to 18 more)	⊕○○○ VERY LOW	CRITICAL
Stroke (follow-up 12 months)												
1	randomised trials	serious ¹	no serious inconsistency	no serious indirectness	very serious ²	none	10/704 (1.4%)	1.2%	RR 1.23 (0.49 to 3.1)	3 more per 1000 (from 6 fewer to 25 more)	⊕○○○ VERY LOW	CRITICAL
Stent thrombosis (follow-up 12 months)												
1	randomised trials	serious ¹	no serious inconsistency	no serious indirectness	very serious ²	none	6/704 (0.85%)	0.7%	RR 1.18 (0.36 to 3.86)	1 more per 1000 (from 4 fewer to 20 more)	⊕○○○ VERY LOW	IMPORTANT
Complications relating to bleeding - Bleeding requiring medical attention (follow-up 12 months)												
1	randomised trials	serious ¹	no serious inconsistency	no serious indirectness	serious ²	none	102/706 (14.4%)	13.4%	RR 1.08 (0.83 to 1.4)	11 more per 1000 (from 23 fewer to 54 more)	⊕⊕○○ LOW	CRITICAL
Complications relating to bleeding - Major bleeding (follow-up 12 months)												
1	randomised trials	serious ¹	no serious inconsistency	no serious indirectness	very serious ²	none	12/706 (1.7%)	2%	RR 0.85 (0.39 to 1.81)	3 fewer per 1000 (from 12 fewer to 16 more)	⊕○○○ VERY LOW	CRITICAL

Complications relating to bleeding - Minor bleeding (follow-up 12 months)												
1	randomised trials	serious ¹	no serious inconsistency	no serious indirectness	very serious ²	none	7/706 (0.99%)	1%	RR 0.99 (0.35 to 2.8)	0 fewer per 1000 (from 7 fewer to 18 more)	⊕○○○ VERY LOW	CRITICAL

¹ Downgraded by 1 increment if the majority of the evidence was at high risk of bias, and downgraded by 2 increments if the majority of the evidence was at very high risk of bias

² Downgraded once for serious imprecision, and twice for very serious imprecision

Table 22: Clinical evidence profile: Rivaroxaban + clopidogrel + aspirin versus warfarin + clopidogrel + aspirin

Quality assessment							No of patients		Effect		Quality	Importance
No of studies	Design	Risk of bias	Inconsistency	Indirectness	Imprecision	Other considerations	Rivaroxaban + clopidogrel + aspirin versus warfarin + clopidogrel + aspirin	Control	Relative (95% CI)	Absolute		
All-cause mortality (follow-up 12 months)												
1	randomised trials	serious ¹	no serious inconsistency	no serious indirectness	very serious ²	none	17/704 (2.4%)	1.9%	RR 1.29 (0.63 to 2.64)	5 more per 1000 (from 7 fewer to 31 more)	⊕○○○ VERY LOW	CRITICAL
Myocardial infarction (follow-up 12 months)												
1	randomised trials	serious ¹	no serious inconsistency	no serious indirectness	very serious ²	none	17/704 (2.4%)	3%	RR 0.8 (0.43 to 1.5)	6 fewer per 1000 (from 17 fewer to 15 more)	⊕○○○ VERY LOW	CRITICAL
Stroke (follow-up 12 months)												

1	randomised trials	serious ¹	no serious inconsistency	no serious indirectness	very serious ²	none	10/704 (1.4%)	1%	RR 1.41 (0.54 to 3.68)	4 more per 1000 (from 5 fewer to 27 more)	⊕○○○ VERY LOW	CRITICAL
Stent thrombosis (follow-up 12 months)												
1	randomised trials	serious ¹	no serious inconsistency	no serious indirectness	very serious ²	none	6/704 (0.85%)	0.6%	RR 1.48 (0.42 to 5.22)	3 more per 1000 (from 3 fewer to 25 more)	⊕○○○ VERY LOW	IMPORTANT
Complications relating to bleeding - Bleeding requiring medical attention (follow-up 12 months)												
1	randomised trials	serious ¹	no serious inconsistency	no serious indirectness	serious ²	none	102/706 (14.4%)	19.9%	RR 0.72 (0.57 to 0.91)	56 fewer per 1000 (from 18 fewer to 86 fewer)	⊕⊕○○ LOW	CRITICAL
Complications relating to bleeding - Major bleeding (follow-up 12 months)												
1	randomised trials	serious ¹	no serious inconsistency	no serious indirectness	serious ²	none	12/706 (1.7%)	2.9%	RR 0.59 (0.29 to 1.2)	12 fewer per 1000 (from 21 fewer to 6 more)	⊕⊕○○ LOW	CRITICAL
Complications relating to bleeding - Minor bleeding (follow-up 12 months)												
1	randomised trials	serious ¹	no serious inconsistency	no serious indirectness	very serious ²	none	7/706 (0.99%)	1.9%	RR 0.53 (0.21 to 1.32)	9 fewer per 1000 (from 15 fewer to 6 more)	⊕○○○ VERY LOW	CRITICAL

¹ Downgraded by 1 increment if the majority of the evidence was at high risk of bias, and downgraded by 2 increments if the majority of the evidence was at very high risk of bias

² Downgraded once for serious imprecision, and twice for very serious imprecision

Table 23: Clinical evidence profile: Warfarin + clopidogrel + aspirin versus Rivaroxaban + clopidogrel

Quality assessment							No of patients		Effect		Quality	Importance
No of studies	Design	Risk of bias	Inconsistency	Indirectness	Imprecision	Other considerations	Warfarin + clopidogrel + aspirin versus Rivaroxaban + clopidogrel	Control	Relative (95% CI)	Absolute		
All-cause mortality (follow-up 12 months)												
1	randomised trials	serious ¹	no serious inconsistency	no serious indirectness	very serious ²	none	13/695 (1.9%)	2.3%	RR 0.81 (0.39 to 1.67)	4 fewer per 1000 (from 14 fewer to 15 more)	⊕○○○ VERY LOW	CRITICAL
Myocardial infarction (follow-up 12 months)												
1	randomised trials	serious ¹	no serious inconsistency	no serious indirectness	very serious ²	none	21/695 (3%)	2.7%	RR 1.1 (0.6 to 2.03)	3 more per 1000 (from 11 fewer to 28 more)	⊕○○○ VERY LOW	CRITICAL
Stroke (follow-up 12 months)												
1	randomised trials	serious ¹	no serious inconsistency	no serious indirectness	very serious ²	none	7/695 (1%)	1.2%	RR 0.87 (0.32 to 2.4)	2 fewer per 1000 (from 8 fewer to 17 more)	⊕○○○ VERY LOW	CRITICAL
Stent thrombosis (follow-up 12 months)												
1	randomised trials	serious ¹	no serious inconsistency	no serious indirectness	very serious ²	none	4/695 (0.58%)	0.7%	RR 0.8 (0.22 to 2.96)	1 fewer per 1000 (from 5 fewer to 14 more)	⊕○○○ VERY LOW	IMPORTANT
Complications related to bleeding - Bleeding requiring medical attention (follow-up 12 months)												

1	randomised trials	serious ¹	no serious inconsistency	no serious indirectness	serious ²	none	139/697 (19.9%)	13.4%	RR 1.49 (1.17 to 1.9)	66 more per 1000 (from 23 more to 121 more)	⊕⊕○○ LOW	CRITICAL
Complications related to bleeding - Major bleeding (follow-up 12 months)												
1	randomised trials	serious ¹	no serious inconsistency	no serious indirectness	very serious ²	none	20/697 (2.9%)	2%	RR 1.43 (0.73 to 2.8)	9 more per 1000 (from 5 fewer to 36 more)	⊕○○○ VERY LOW	CRITICAL
Complications related to bleeding - Minor bleeding (follow-up 12 months)												
1	randomised trials	serious ¹	no serious inconsistency	no serious indirectness	very serious ²	none	13/697 (1.9%)	1%	RR 1.85 (0.74 to 4.62)	9 more per 1000 (from 3 fewer to 36 more)	⊕○○○ VERY LOW	CRITICAL

¹ Downgraded by 1 increment if the majority of the evidence was at high risk of bias, and downgraded by 2 increments if the majority of the evidence was at very high risk of bias

² Downgraded once for serious imprecision and twice for very serious imprecision

Table 24: Clinical evidence profile: AUGUSTUS – apixaban + clopidogrel + aspirin versus apixaban + clopidogrel

Quality assessment							No of patients		Effect		Quality	Importance
No of studies	Design	Risk of bias	Inconsistency	Indirectness	Imprecision	Other considerations	Apixaban + clopidogrel + aspirin versus apixaban + clopidogrel	Control	Relative (95% CI)	Absolute		
All-cause mortality (follow-up 6 months)												

1	randomised trials	no serious risk of bias	no serious inconsistency	no serious indirectness	very serious ¹	none	38/1153 (3.3%)	3.4%	RR 0.97 (0.63 to 1.51)	1 fewer per 1000 (from 13 fewer to 17 more)	⊕⊕⊕⊕ LOW	CRITICAL
Myocardial infarction (follow-up 6 months)												
1	randomised trials	no serious risk of bias	no serious inconsistency	no serious indirectness	very serious ¹	none	34/1153 (2.9%)	3.3%	RR 0.89 (0.57 to 1.41)	4 fewer per 1000 (from 14 fewer to 14 more)	⊕⊕⊕⊕ LOW	CRITICAL
Stroke (follow-up 6 months)												
1	randomised trials	no serious risk of bias	no serious inconsistency	no serious indirectness	very serious ¹	none	8/1153 (0.69%)	0.4%	RR 1.6 (0.52 to 4.88)	2 more per 1000 (from 2 fewer to 16 more)	⊕⊕⊕⊕ LOW	CRITICAL
Stent thrombosis (follow-up 6 months)												
1	randomised trials	no serious risk of bias	no serious inconsistency	no serious indirectness	serious ¹	none	11/1153 (0.95%)	1.8%	RR 0.52 (0.25 to 1.08)	9 fewer per 1000 (from 13 fewer to 1 more)	⊕⊕⊕⊕ MODERATE	IMPORTANT
Complications relating to bleeding - TIMI major bleeding (follow-up 6 months)												
1	randomised trials	no serious risk of bias	no serious inconsistency	no serious indirectness	serious ¹	none	25/1145 (2.2%)	1.1%	RR 1.92 (0.99 to 3.73)	10 more per 1000 (from 0 fewer to 30 more)	⊕⊕⊕⊕ MODERATE	IMPORTANT
Complications relating to bleeding - TIMI major and minor bleeding (follow-up 6 months)												
1	randomised trials	no serious risk of bias	no serious inconsistency	no serious indirectness	no serious imprecision	none	64/1145 (5.6%)	2.8%	RR 2 (1.32 to 3.03)	28 more per 1000 (from 9 more to 57 more)	⊕⊕⊕⊕ HIGH	IMPORTANT

Complications relating to bleeding - Intracranial haemorrhage (follow-up 6 months)												
1	randomised trials	no serious risk of bias	no serious inconsistency	no serious indirectness	very serious ¹	none	4/1145 (0.35%)	0.1%	RR 3.99 (0.45 to 35.67)	3 more per 1000 (from 1 fewer to 35 more)	⊕⊕⊕⊕ LOW	IMPORTANT

¹ Downgraded by 1 increment if the confidence interval crossed one MID or by 2 increments if the confidence interval crossed both MIDs

Table 25: Clinical evidence profile: AUGUSTUS – Apixaban + clopidogrel + aspirin versus warfarin + clopidogrel + aspirin

Quality assessment							No of patients		Effect		Quality	Importance
No of studies	Design	Risk of bias	Inconsistency	Indirectness	Imprecision	Other considerations	Apixaban + clopidogrel + aspirin versus warfarin + clopidogrel + aspirin	Control	Relative (95% CI)	Absolute		
All-cause mortality (follow-up 6 months)												
1	randomised trials	no serious risk of bias	no serious inconsistency	no serious indirectness	very serious ¹	none	38/1153 (3.3%)	3%	RR 1.12 (0.71 to 1.76)	4 more per 1000 (from 9 fewer to 23 more)	⊕⊕⊕⊕ LOW	CRITICAL
Myocardial infarction (follow-up 6 months)												
1	randomised trials	no serious risk of bias	no serious inconsistency	no serious indirectness	very serious ¹	none	34/1153 (2.9%)	3%	RR 1 (0.63 to 1.6)	0 fewer per 1000 (from 11 fewer to 18 more)	⊕⊕⊕⊕ LOW	CRITICAL
Stroke (follow-up 6 months)												

1	randomised trials	no serious risk of bias	no serious inconsistency	no serious indirectness	very serious ¹	none	8/1153 (0.69%)	1%	RR 0.67 (0.27 to 1.63)	3 fewer per 1000 (from 7 fewer to 6 more)	⊕⊕⊕⊕ LOW	IMPORTANT
Any stent thrombosis (follow-up 6 months)												
1	randomised trials	no serious risk of bias	no serious inconsistency	no serious indirectness	very serious ¹	none	11/1153 (0.95%)	1%	RR 0.92 (0.41 to 2.07)	1 fewer per 1000 (from 6 fewer to 11 more)	⊕⊕⊕⊕ LOW	IMPORTANT
Complications related to bleeding - TIMI major bleeding (follow-up 6 months)												
1	randomised trials	no serious risk of bias	no serious inconsistency	no serious indirectness	very serious ¹	none	25/1145 (2.2%)	2.6%	RR 0.85 (0.5 to 1.43)	4 fewer per 1000 (from 13 fewer to 11 more)	⊕⊕⊕⊕ LOW	IMPORTANT
Complications related to bleeding - TIMI minor bleeding (follow-up 6 months)												
1	randomised trials	no serious risk of bias	no serious inconsistency	no serious indirectness	serious ¹	none	64/1145 (5.6%)	7.1%	RR 0.78 (0.57 to 1.08)	16 fewer per 1000 (from 31 fewer to 6 more)	⊕⊕⊕⊕ MODERATE	IMPORTANT
Complications related to bleeding - Intracranial haemorrhage (follow-up 6 months)												
1	randomised trials	no serious risk of bias	no serious inconsistency	no serious indirectness	very serious ¹	none	4/1145 (0.35%)	0.4%	RR 0.98 (0.25 to 3.91)	0 fewer per 1000 (from 3 fewer to 12 more)	⊕⊕⊕⊕ LOW	IMPORTANT

¹ Downgraded by 1 increment if the confidence interval crossed one MID or by 2 increments if the confidence interval crossed both MIDs

Table 26: Clinical evidence profile: AUGUSTUS – Apixaban + clopidogrel + aspirin versus warfarin + clopidogrel

Quality assessment							No of patients		Effect		Quality	Importance
No of studies	Design	Risk of bias	Inconsistency	Indirectness	Imprecision	Other considerations	Apixaban + clopidogrel + aspirin versus warfarin + clopidogrel	Control	Relative (95% CI)	Absolute		
All-cause mortality (follow-up 6 months)												
1	randomised trials	no serious risk of bias	no serious inconsistency	no serious indirectness	very serious ¹	none	38/1153 (3.3%)	3.5%	RR 0.95 (0.61 to 1.47)	2 fewer per 1000 (from 14 fewer to 16 more)	⊕⊕⊕⊕ LOW	CRITICAL
Myocardial infarction (follow-up 6 months)												
1	randomised trials	no serious risk of bias	no serious inconsistency	no serious indirectness	serious ¹	none	34/1153 (2.9%)	4%	RR 0.74 (0.48 to 1.14)	10 fewer per 1000 (from 21 fewer to 6 more)	⊕⊕⊕⊕ MODERATE	CRITICAL
Stroke (follow-up 6 months)												
1	randomised trials	no serious risk of bias	no serious inconsistency	no serious indirectness	very serious ¹	none	8/1153 (0.69%)	1.2%	RR 0.57 (0.24 to 1.36)	5 fewer per 1000 (from 9 fewer to 4 more)	⊕⊕⊕⊕ LOW	CRITICAL
Any stent thrombosis (follow-up 6 months)												
1	randomised trials	no serious risk of bias	no serious inconsistency	no serious indirectness	serious ¹	none	11/1153 (0.95%)	1.7%	RR 0.58 (0.28 to 1.21)	7 fewer per 1000 (from 12 fewer to 4 more)	⊕⊕⊕⊕ MODERATE	IMPORTANT
Complications related to bleeding - TIMI major bleeding (follow-up 6 months)												

1	randomised trials	no serious risk of bias	no serious inconsistency	no serious indirectness	very serious ¹	none	25/1145 (2.2%)	1.6%	RR 1.37 (0.75 to 2.49)	6 more per 1000 (from 4 fewer to 24 more)	⊕⊕⊕⊕ LOW	IMPORTANT
Complications related to bleeding - TIMI major and minor bleeding (follow-up 6 months)												
1	randomised trials	no serious risk of bias	no serious inconsistency	no serious indirectness	serious ¹	none	64/1145 (5.6%)	4.5%	RR 1.23 (0.86 to 1.77)	10 more per 1000 (from 6 fewer to 35 more)	⊕⊕⊕⊕ MODERATE	IMPORTANT
Complications related to bleeding - Intracranial haemorrhage (follow-up 6 months)												
1	randomised trials	no serious risk of bias	no serious inconsistency	no serious indirectness	very serious ¹	none	4/1145 (0.35%)	0.4%	RR 0.98 (0.25 to 3.92)	0 fewer per 1000 (from 3 fewer to 12 more)	⊕⊕⊕⊕ LOW	IMPORTANT

¹ Downgraded by 1 increment if the confidence interval crossed one MID or by 2 increments if the confidence interval crossed both MIDs

Table 27: Clinical evidence profile: AUGUSTUS – Warfarin + clopidogrel + aspirin versus apixaban + clopidogrel

Quality assessment							No of patients		Effect		Quality	Importance
No of studies	Design	Risk of bias	Inconsistency	Indirectness	Imprecision	Other considerations	Warfarin + clopidogrel + aspirin versus apixaban + clopidogrel	Control	Relative (95% CI)	Absolute		
All-cause mortality (follow-up 6 months)												
1	randomised trials	no serious risk of bias	no serious inconsistency	no serious indirectness	very serious ¹	none	40/1154 (3.5%)	3.4%	RR 1.02 (0.66 to 1.58)	1 more per 1000 (from 12 fewer to 20 more)	⊕⊕⊕⊕ LOW	CRITICAL

Myocardial infarction (follow-up 6 months)												
1	randomised trials	no serious risk of bias	no serious inconsistency	no serious indirectness	serious ¹	none	46/1154 (4%)	3%	RR 1.35 (0.87 to 2.09)	11 more per 1000 (from 4 fewer to 33 more)	⊕⊕⊕○ MODERATE	CRITICAL
Stroke (follow-up 6 months)												
1	randomised trials	no serious risk of bias	no serious inconsistency	no serious indirectness	very serious ¹	none	14/1154 (1.2%)	0.7%	RR 1.75 (0.74 to 4.15)	5 more per 1000 (from 2 fewer to 22 more)	⊕⊕○○ LOW	CRITICAL
Any stent thrombosis (follow-up 6 months)												
1	randomised trials	no serious risk of bias	no serious inconsistency	no serious indirectness	serious ¹	none	19/1154 (1.6%)	1%	RR 1.73 (0.82 to 3.61)	7 more per 1000 (from 2 fewer to 26 more)	⊕⊕⊕○ MODERATE	IMPORTANT
Complications related to bleeding - TIMI major bleeding (follow-up 6 months)												
1	randomised trials	no serious risk of bias	no serious inconsistency	no serious indirectness	very serious ¹	none	18/1126 (1.6%)	1.1%	RR 1.41 (0.69 to 2.85)	5 more per 1000 (from 3 fewer to 20 more)	⊕⊕○○ LOW	IMPORTANT
Complications related to bleeding - TIMI major and minor bleeding (follow-up 6 months)												
1	randomised trials	no serious risk of bias	no serious inconsistency	no serious indirectness	serious ¹	none	51/1126 (4.5%)	2.8%	RR 1.62 (1.05 to 2.5)	17 more per 1000 (from 1 more to 42 more)	⊕⊕⊕○ MODERATE	IMPORTANT
Complications related to bleeding - Intracranial haemorrhage (follow-up 6 months)												

1	randomised trials	no serious risk of bias	no serious inconsistency	no serious indirectness	serious ¹	none	8/1126 (0.71%)	0.1%	RR 8.12 (1.02 to 64.82)	7 more per 1000 (from 0 more to 64 more)	⊕⊕⊕⊕ MODERATE	IMPORTANT
---	-------------------	-------------------------	--------------------------	-------------------------	----------------------	------	----------------	------	-------------------------	--	------------------	-----------

¹ Downgraded by 1 increment if the confidence interval crossed one MID or by 2 increments if the confidence interval crossed both MIDs

Table 28: Clinical evidence profile: AUGUSTUS – Apixaban + clopidogrel versus warfarin + clopidogrel

Quality assessment							No of patients		Effect		Quality	Importance
No of studies	Design	Risk of bias	Inconsistency	Indirectness	Imprecision	Other considerations	Apixaban + clopidogrel versus warfarin + clopidogrel	Control	Relative (95% CI)	Absolute		
All-cause mortality (follow-up 6 months)												
1	randomised trials	no serious risk of bias	no serious inconsistency	no serious indirectness	very serious ¹	none	39/1153 (3.4%)	3.5%	RR 0.98 (0.63 to 1.51)	1 fewer per 1000 (from 13 fewer to 18 more)	⊕⊕⊕⊕ LOW	CRITICAL
Myocardial infarction (follow-up 6 months)												
1	randomised trials	no serious risk of bias	no serious inconsistency	no serious indirectness	very serious ¹	none	38/1153 (3.3%)	4%	RR 0.83 (0.54 to 1.26)	7 fewer per 1000 (from 18 fewer to 10 more)	⊕⊕⊕⊕ LOW	CRITICAL
Stroke (follow-up 6 months)												
1	randomised trials	no serious risk of bias	no serious inconsistency	no serious indirectness	serious ¹	none	5/1153 (0.43%)	1.2%	RR 0.36 (0.13 to 0.99)	8 fewer per 1000 (from 0 fewer to 10 fewer)	⊕⊕⊕⊕ MODERATE	CRITICAL

Any stent thrombosis (follow-up 6 months)												
1	randomised trials	no serious risk of bias	no serious inconsistency	no serious indirectness	very serious ¹	none	21/1153 (1.8%)	1.7%	RR 1.11 (0.6 to 2.05)	2 more per 1000 (from 7 fewer to 18 more)	⊕⊕⊕⊕ LOW	IMPORTANT
Complications related to bleeding - TIMI major bleeding												
1	randomised trials	no serious risk of bias	no serious inconsistency	no serious indirectness	very serious ¹	none	13/1143 (1.1%)	1.6%	RR 0.71 (0.35 to 1.45)	5 fewer per 1000 (from 10 fewer to 7 more)	⊕⊕⊕⊕ LOW	IMPORTANT
Complications related to bleeding - TIMI major and minor bleeding (follow-up 6 months)												
1	randomised trials	no serious risk of bias	no serious inconsistency	no serious indirectness	serious ¹	none	32/1143 (2.8%)	4.5%	RR 0.62 (0.4 to 0.95)	17 fewer per 1000 (from 2 fewer to 27 fewer)	⊕⊕⊕⊕ MODERATE	IMPORTANT
Complications related to bleeding - Intracranial haemorrhage (follow-up 6 months)												
1	randomised trials	no serious risk of bias	no serious inconsistency	no serious indirectness	serious ¹	none	1/1143 (0.09%)	0.7%	RR 0.12 (0.02 to 0.98)	6 fewer per 1000 (from 0 fewer to 7 fewer)	⊕⊕⊕⊕ MODERATE	IMPORTANT

¹ Downgraded by 1 increment if the confidence interval crossed one MID or by 2 increments if the confidence interval crossed both MIDs

Table 29: Clinical evidence profile: VKA + clopidogrel + aspirin versus edoxaban + clopidogrel (ENTRUST-AF PCI)

Quality assessment	No of patients	Effect	Quality	Importance

No of studies	Design	Risk of bias	Inconsistency	Indirectness	Imprecision	Other considerations	VKA + clopidogrel + aspirin	Edoxaban + clopidogrel	Relative (95% CI)	Absolute		
Complications related to bleeding – Major or clinically relevant non-major bleeding (ISTH) (follow-up 12 months)												
1	randomised trials	no serious risk of bias	no serious inconsistency	no serious indirectness	serious ¹	none	152/755 (20.1%)	17%	RR 1.18 (0.96 to 1.46)	31 more per 1000 (from 7 fewer to 78 more)	⊕⊕⊕○ MODERATE	CRITICAL
Complications related to bleeding - Major bleeding (ISTH)												
1	randomised trials	no serious risk of bias	no serious inconsistency	no serious indirectness	very serious ¹	none	48/755 (6.4%)	6%	RR 1.06 (0.72 to 1.57)	4 more per 1000 (from 17 fewer to 34 more)	⊕⊕○○ LOW	CRITICAL

¹ Downgraded by 1 increment if the confidence interval crossed one MID or by 2 increments if the confidence interval crossed both MIDs

Table 30: Clinical evidence summary: edoxaban + clopidogrel versus VKA + clopidogrel + aspirin (ENTRUST-AF PCI)

Quality assessment							No of patients		Effect		Quality	Importance
No of studies	Design	Risk of bias	Inconsistency	Indirectness	Imprecision	Other considerations	Edoxaban + clopidogrel versus VKA + clopidogrel + aspirin	Control	Relative (95% CI)	Absolute		
All-cause mortality (follow-up 12 months)												
1	randomised trials	no serious risk of bias	no serious inconsistency	no serious indirectness	serious ¹	none	46/751 (6.1%)	4.9%	RR 1.25 (0.82 to 1.9)	12 more per 1000 (from 9 fewer to 44 more)	⊕⊕⊕○ MODERATE	CRITICAL

Stroke (follow-up 12 months)												
1	randomised trials	no serious risk of bias	no serious inconsistency	no serious indirectness	very serious ¹	none	10/751 (1.3%)	1.6%	RR 0.84 (0.36 to 1.93)	3 fewer per 1000 (from 10 fewer to 15 more)	⊕⊕⊕⊕ LOW	
Myocardial infarction (follow-up 12 months)												
1	randomised trials	no serious risk of bias	no serious inconsistency	no serious indirectness	very serious ¹	none	29/751 (3.9%)	3.1%	RR 1.27 (0.74 to 2.17)	8 more per 1000 (from 8 fewer to 36 more)	⊕⊕⊕⊕ LOW	CRITICAL
Stent thrombosis (follow-up 12 months)												
1	randomised trials	no serious risk of bias	no serious inconsistency	no serious indirectness	very serious ¹	none	13/751 (1.7%)	1.3%	RR 1.31 (0.58 to 2.96)	4 more per 1000 (from 5 fewer to 25 more)	⊕⊕⊕⊕ LOW	IMPORTANT
Complications related to bleeding - Major or clinically relevant non-major bleeding (ISTH) (follow-up 12 months)												
1	randomised trials	no serious risk of bias	no serious inconsistency	no serious indirectness	serious ¹	none	128/751 (17%)	20.1%	RR 0.85 (0.68 to 1.05)	30 fewer per 1000 (from 64 fewer to 10 more)	⊕⊕⊕⊕ MODERATE	CRITICAL
Complications related to bleeding - Major bleeding (ISTH) (follow-up 12 months)												
1	randomised trials	no serious risk of bias	no serious inconsistency	no serious indirectness	very serious ¹	none	45/751 (6%)	6.4%	RR 0.94 (0.64 to 1.4)	4 fewer per 1000 (from 23 fewer to 26 more)	⊕⊕⊕⊕ LOW	CRITICAL
Complications related to bleeding - Intracranial haemorrhage (follow-up 12 months)												

1	randomised trials	no serious risk of bias	no serious inconsistency	no serious indirectness	very serious ¹	none	4/751 (0.53%)	1.2%	RR 0.45 (0.14 to 1.44)	7 fewer per 1000 (from 10 fewer to 5 more)	⊕⊕⊕ LOW	CRITICAL
---	-------------------	-------------------------	--------------------------	-------------------------	---------------------------	------	------------------	------	---------------------------	---	------------	----------

¹ Downgraded by 1 increment if the confidence interval crossed one MID or by 2 increments if the confidence interval crossed both MIDs

Appendix G: Network meta-analysis: Sensitivity analyses using Lopes 2019

Introduction

Whilst reviewing the pairwise outcome data, the committee found it difficult to reach an overarching conclusion about the most clinically effective treatment/s. The committee considered the proposal of conducting network meta-analyses (NMAs) in this evidence review to inform decision-making. Traditionally, an NMA can provide some clarity around the relative effects for treatments within a network and aid decision-making.

A recently published NMA was identified as being relevant for this review (Lopes 2019) ⁶¹. Whilst reviewing this publication some differences between the evidence-base of Lopes 2019 and this guideline evidence-base were highlighted:

- The committee agreed a threshold of >60% ACS (with 50-60% being acceptable but downgraded) for inclusion in this review, Lopes 2019 did not have a threshold for ACS
- One of the studies (included in Lopes 2019) was excluded from this evidence review as the population of ACS was only 28% ²⁷
- A recent additional study was included this evidence review but was not included in the published NMA ⁸⁸
- This review has analysed drugs separately, Lopes 2019 has combined drugs into their classes in their analyses, e.g. apixaban and rivaroxaban are classified as NOACs

Objective

Sensitivity analyses were conducted to assess if it was appropriate to use Lopes 2019 to inform decision-making. The sensitivity analyses took into account the current guideline evidence-base for the question on the most clinically and cost effective combination of antiplatelet and anticoagulant therapies for people who have had an ACS and a separate indication for anticoagulation.

Statistical Methods

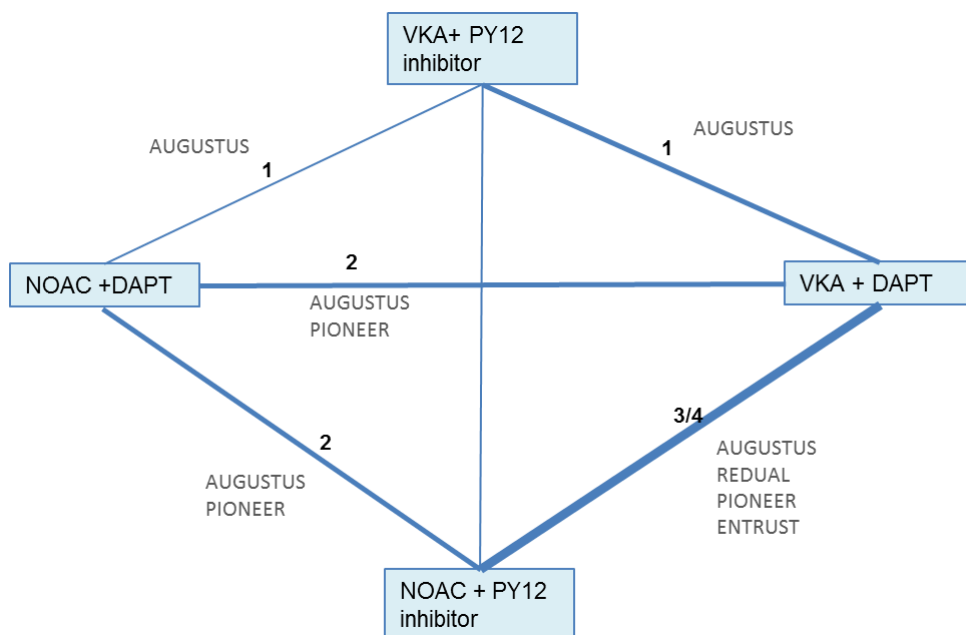
The description of the statistical methods used is described elsewhere in the guideline, see NMA document. Whilst relative risk values have been reported in this evidence review for pairwise meta-analyses, odd ratios have been used to be consistent with the summary statistics reported in Lopes 2019.

Results

Network meta-analyses were conducted for three outcomes (all-cause mortality, myocardial infarction and major bleeding). All of the networks were informed by outcome data from the four trials included in this evidence review. Outcome data for all-cause mortality, myocardial infarction and major bleeding can be found in **Table 31**, **Table 32**, **Table 33**, respectively. The network diagram for all of the outcomes is displayed in **Figure 58**.

The results (odd ratios) for the network meta-analyses were compared in plots for each of the outcomes, as seen in **Figure 59**, **Figure 60**, **Figure 61**. Checks for inconsistency were conducted following methods described in the NMA chapter. No inconsistency was identified in the three networks.

Figure 58: Network diagram for the three outcomes (all-cause mortality, myocardial infarction and major bleeding)



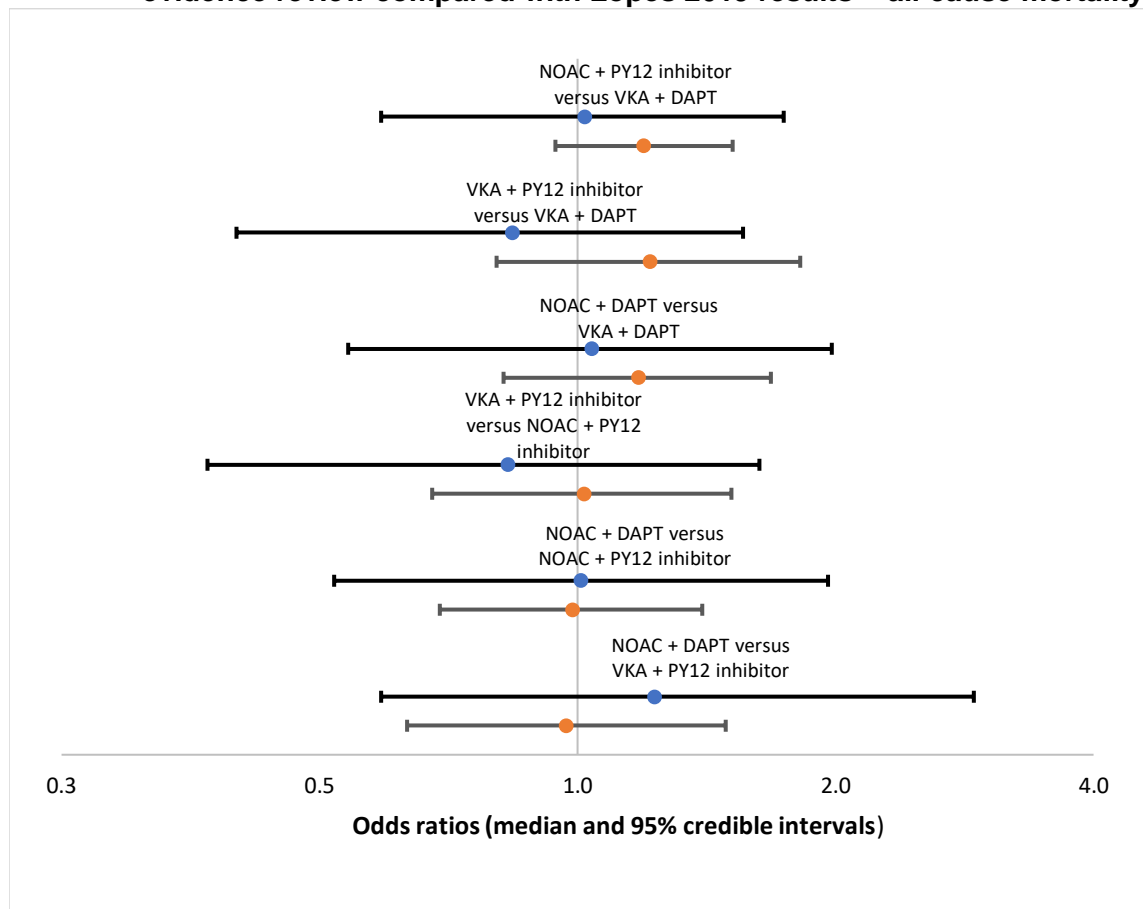
All-cause mortality

Table 31: Study data for all-cause mortality network meta-analysis – guideline review evidence-base

Study ID	Interventions				Number of events/number of participants (per intervention)			
	1	2	3	4	1	2	3	4
REDUAL	VKA + DAPT	NOAC + PY12 inhibitor			48/981	55/981		
PIONEER	NOAC + PY12 inhibitor	NOAC + DAPT	VKA + DAPT		16/694	17/704	13/695	
AUGUSTUS	VKA + DAPT	NOAC + DAPT	NOAC + PY12 inhibitor	VKA + PY12 inhibitor	34/1154	38/1153	39/1153	40/1154
ENTRUST	NOAC + PY12 inhibitor	VKA + DAPT			46/751	37/755		

VKA – vitamin K antagonist; DAPT – dual antiplatelet therapy; NOAC – novel oral antagonist

Figure 59: Sensitivity analysis results (odds ratios) – NMA conducted for this evidence review compared with Lopes 2019 results – all-cause mortality



Blue circle = Lopes 2019; Orange circle = National Guideline Centre

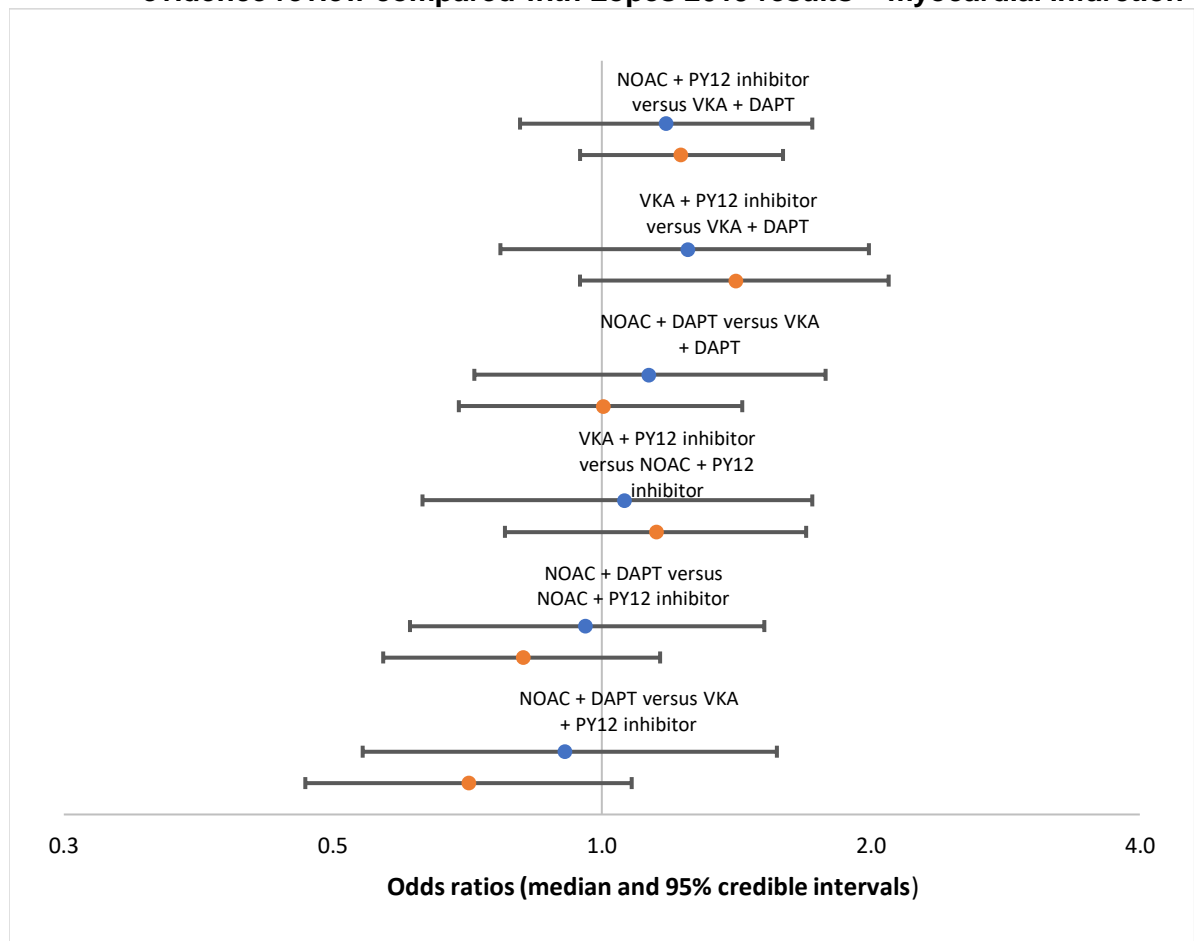
Myocardial infarction

Table 32: Study data for myocardial infarction network meta-analysis – guideline review evidence-base

Study ID	Intervention				Number of events/number of participants (per intervention)			
	1	2	3	4	1	2	3	4
REDUAL	VKA + DAPT	NOAC + PY12 inhibitor			29/981	44/981		
PIONEER	NOAC + PY12 inhibitor	NOAC + DAPT	VKA + DAPT		19/694	17/704	21/695	
AUGUSTUS	VKA + DAPT	NOAC + DAPT	NOAC + PY12 inhibitor	VKA + PY12 inhibitor	34/1154	34/1153	38/1153	46/1154
ENTRUST	NOAC + PY12 inhibitor	VKA + DAPT			29/751	23/755		

VKA – vitamin K antagonist; DAPT – dual antiplatelet therapy; NOAC – novel oral antagonist

Figure 60: Sensitivity analysis results (odds ratios) – NMA conducted for this evidence review compared with Lopes 2019 results – myocardial infarction



Blue circle = Lopes 2019; Orange circle = National Guideline Centre

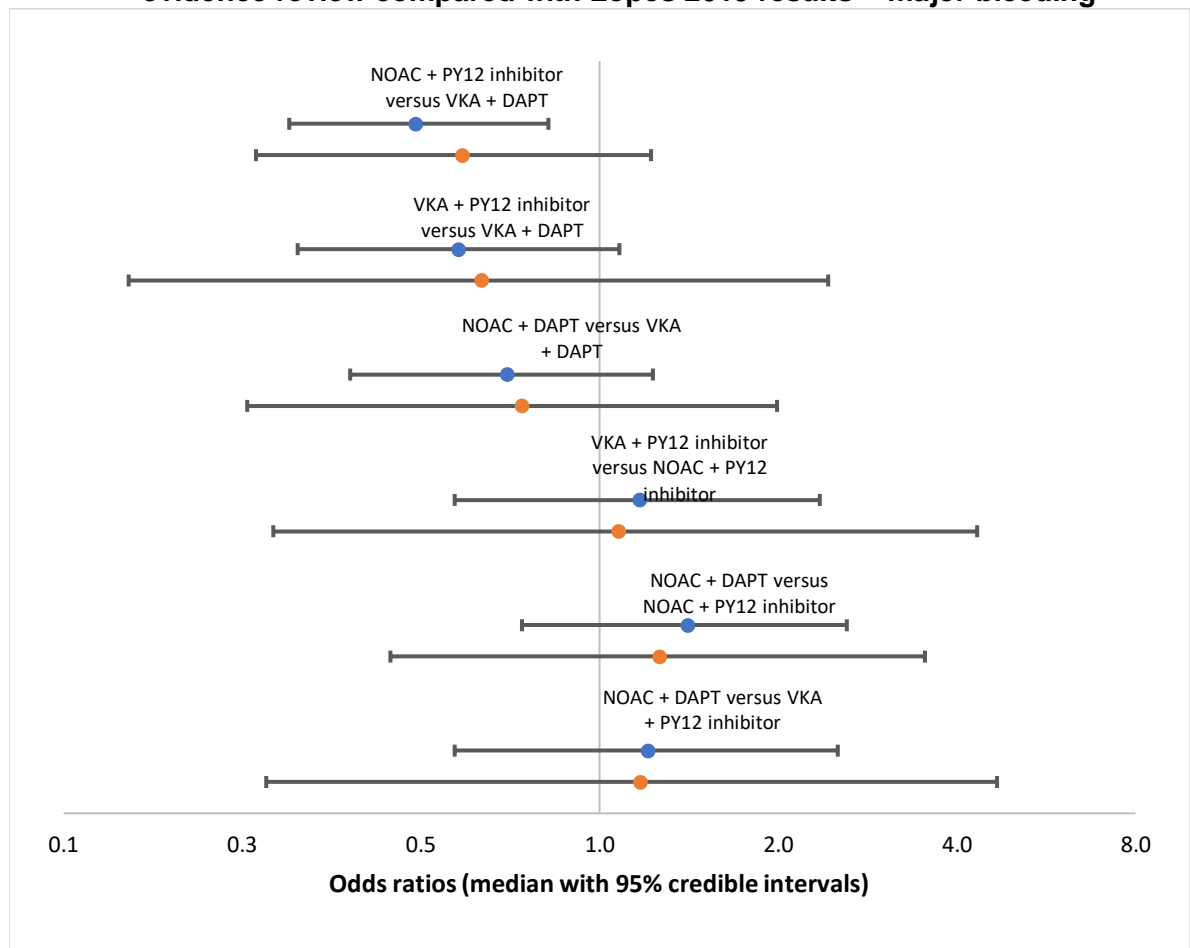
Major bleeding

Table 33: Study data for major bleeding network meta-analysis – guideline review evidence-base

Study ID	Interventions				Number of events/number of participants (per intervention)			
	1	2	3	4	1	2	3	4
REDUAL	VKA + DAPT	NOAC + PY12 inhibitor			37/981	14/981		
PIONEER	NOAC + PY12 inhibitor	NOAC + DAPT	VKA + DAPT		14/696	12/706	20/697	
AUGUSTUS	VKA + DAPT	NOAC + DAPT	NOAC + PY12 inhibitor	VKA + PY12 inhibitor	29/1123	25/1145	13/1143	18/1126
ENTRUST	NOAC + PY12 inhibitor	VKA + DAPT			45/751	48/755		

VKA – vitamin K antagonist; DAPT – dual antiplatelet therapy; NOAC – novel oral antagonist

Figure 61: Sensitivity analysis results (odds ratios) – NMA conducted for this evidence review compared with Lopes 2019 results – major bleeding



Blue circle = Lopes 2019; Orange circle = National Guideline Centre

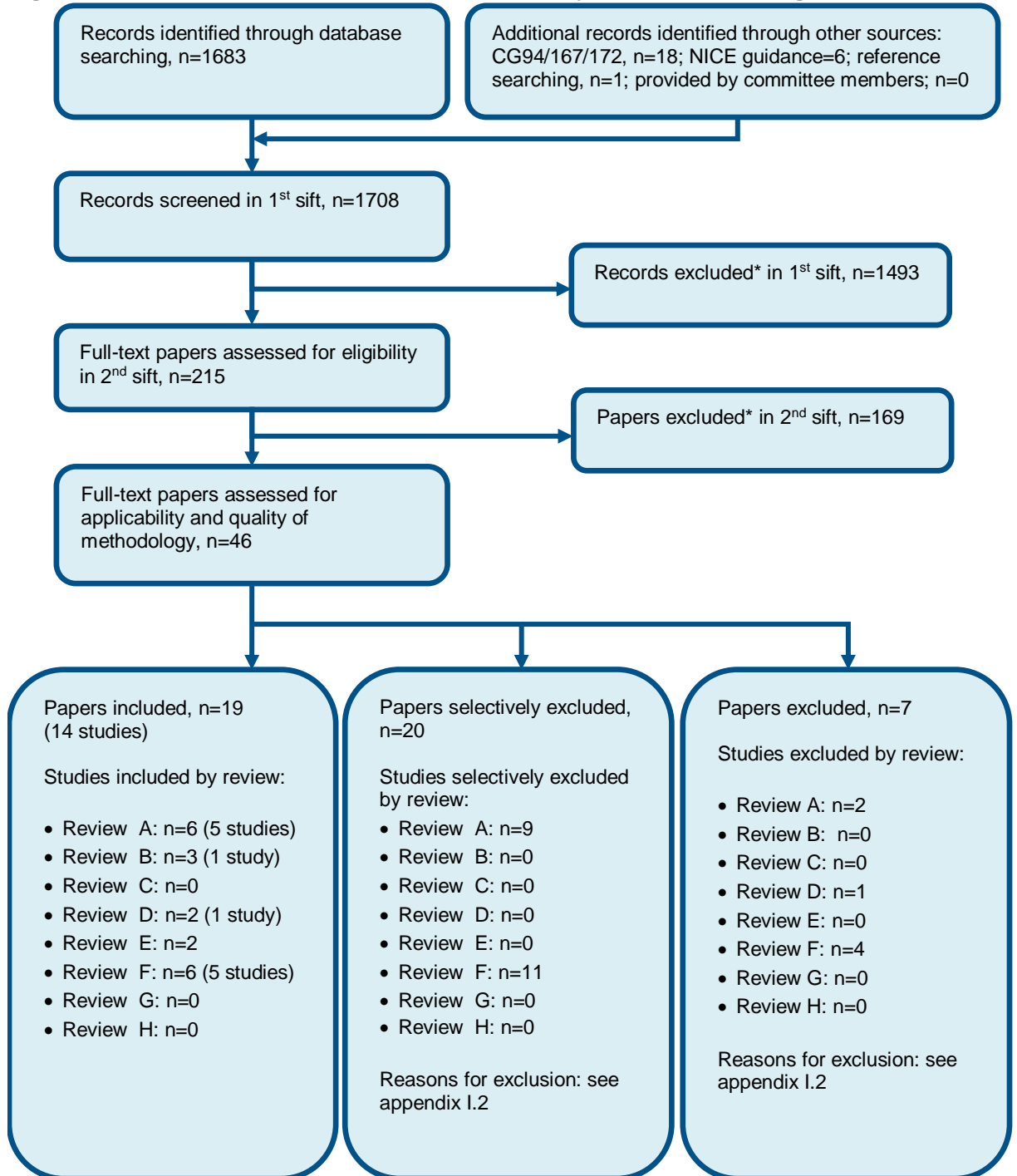
Conclusion

The sensitivity analyses showed that there seemed to be good agreement between the results for major bleeding, but there are some differences in the point estimates for the other two outcomes. Since there were some differences in the direction of relative effectiveness estimated from the two evidence bases, the committee concluded that Lopes 2019 is not representative of the guideline’s evidence base and its results did not influence decision-making. Nevertheless, based on the guideline-specific results for the three outcomes considered, there was not enough evidence to conclude any differences between the clinical effectiveness and harms of these treatments. There is a lot of uncertainty in the relative effects, with overlapping credible intervals. The committee concluded that there is not enough evidence to conclude these treatments are more effective or safer than the others.

See section 1.8 for full details on the committee’s discussion of the evidence.

Appendix H: Health economic evidence selection

Figure 62: Flow chart of health economic study selection for the guideline



* Non-relevant population, intervention, comparison, design or setting; non-English language

Review A = dual-antiplatelet therapy; Review B = early invasive investigation for UA/NSTEMI; Review C = antithrombins in UA/NSTEMI; Review D = bivalirudin in STEMI; Review E = multi-vessel PCI; Review F = drug-eluting stents; Review G = combination of antiplatelets and anticoagulants; Review H = beta-blocker therapy.

Appendix I: Health economic evidence tables

None.

Appendix J: Excluded studies

J.1 Excluded clinical studies

Table 34: Studies excluded from the clinical review

Study	Exclusion reason
Ako 2019 ¹	Sub-population of REDUAL
Alexander 2008 ²	Not review population
Alexander 2009 ³	Not review population
Alexander 2011 ⁴	Not review population
Alexander 2014 ⁵	Not review population
Amarenco 2014 ⁶	Not review population
Anand 2018 ⁷	Not review population
Anastasius 2017 ⁸	Incorrect study design
Anonymous 2012 ⁹	Abstract only
Banerjee 2019 ¹⁰	Not review population. Incorrect study design
Bastiany 2018 ¹¹	Incorrect study design
Bennaghmouch 2018 ¹²	Meta-analysis - checked for references
Bhagirath 2018 ¹³	Incorrect study design
Bosch 2017 ¹⁴	Not review population
Brodin 2009 ¹⁵	Not review population
Brunetti 2018 ¹⁶	Meta-analysis - checked for references
Bunmark 2018 ¹⁷	Meta-analysis - checked for references
Cairns 2008 ¹⁸	Incorrect study design
Cavallari 2018 ²¹	Meta-analysis - checked for references
Chi 2018 ²²	Bivariate analysis of PIONEER and REDUAL, no usable outcomes
Connolly 2018 ²⁴	Not review population

Dewilde 2009 ²⁵	Not review population
Dewilde 2013 ²⁷	Not review population
Dewilde 2015 ²⁶	Not review population
Eikelboom 2017 ²⁸	Systematic review - checked for reference
Fortuni 2018 ²⁹	Systematic review - checked for references
Franchi 2016 ³⁰	Not review population
Gao 2013 ³²	Results not yet published
Gao 2015 ³¹	Results not yet published
Gibson 2011 ³⁴	Not review population
Gibson 2018 ³³	Not review population
Gibson 2019 ³⁸	Not review population
Goette 2016 ³⁹	Not review population
Golwala 2018 ⁴⁰	Meta-analysis - checked for references
Greenberg 2019 ⁴¹	Not review population
Halg 2009 ⁴²	Incorrect interventions
Hess 2015 ⁴⁴	Not review population
Hoshi 2017 ⁴⁵	Inappropriate comparison
Jackson 2015 ⁴⁶	Incorrect study design
Jackson 2016 ⁴⁷	Inappropriate comparison
Khan 2018 ⁵²	Meta-analysis - checked for references
Khan 2018 ⁵¹	Meta-anlaysis - check for references
Korjian 2019 ⁵³	Not review population
Lamy 2019 ⁵⁴	Not review population
Li 2018 ⁵⁵	Meta-analysis - checked for references
Liang 2012 ⁵⁶	Not in English
Lip 2017 ⁵⁸	Not review population

Lip 2017 ⁵⁷	Not review population
Lip 2019 ⁵⁹	Ancillary study of the REDUAL trial that does not address the clinical question
Lopes 2019 ⁶¹	Network meta-analysis – incorrect population. This network meta-analysis did not have a threshold for the proportion of ACS in the study populations. The committee agreed a threshold of >60% ACS. One of the studies included in Lopes 2019 has been excluded from this evidence review as proportion of ACS is <60%.
Lou 2018 ⁶³	Meta-analysis - checked for references
Lu 2015 ⁶⁴	Results not yet published
Maegdefessel 2008 ⁶⁵	Incorrect study design
Massie 2009 ⁶⁶	Incorrect interventions
Matsumura-Nakano 2019 ⁶⁷	Not review population
Mega 2009 ⁶⁸	Not review population
Mo 2018 ⁶⁹	Meta-analysis - references checked
Nijenhuis 2016 ⁷¹	Results not yet publishes
Ogawa 2013 ⁷²	Not review population
Ohman 2017 ⁷³	Not review population
Oldgren 2011 ⁷⁴	Not review population
Özdemir 2017 ⁷⁶	Not in English
Palla 2019 ⁷⁷	Meta-analysis - references checked
Pandor 2016 ⁷⁸	Incorrect study design
Patti 2018 ⁷⁹	Incorrect study design
Povsic 2016 ⁸⁰	Not review population
Sambola 2013 ⁸¹	Results not yet published
Schwalm 2010 ⁸²	Not review population
Shin 2018 ⁸³	Meta-analysis - references checked
Steg 2011 ⁸⁴	Incorrect interventions
Tan 2008 ⁸⁵	Not in English

Vafaey 2018 ⁸⁶	No outcomes
Vranckx 2018 ⁸⁷	Design and rationale only, full paper not yet publishes
Windecker 2017 ⁸⁹	Study terminated, no results
Yasuda 2018 ⁹⁰	Results not yet published
Yuan 2018 ⁹¹	Meta-analysis - references checked
Zhang 2019 ⁹²	Meta-analysis - references checked

J.2 Excluded health economic studies

Published health economic studies that met the inclusion criteria (relevant population, comparators, economic study design, published 2003 or later and not from non-OECD country or USA) but that were excluded following appraisal of applicability and methodological quality are listed below. See the health economic protocol for more details.

Table 35: Studies excluded from the health economic review

Reference	Reason for exclusion
None.	