

Myalgic encephalomyelitis (or encephalopathy) / chronic fatigue syndrome: diagnosis and management

[H] Appendices for the management of ME/CFS

NICE guideline <number>

Evidence reviews underpinning recommendations and research recommendations in the NICE guideline

November 2020

Draft for Consultation

*These evidence reviews were developed
by the National Guideline Centre*

Disclaimer

The recommendations in this guideline represent the view of NICE, arrived at after careful consideration of the evidence available. When exercising their judgement, professionals are expected to take this guideline fully into account, alongside the individual needs, preferences and values of their patients or service users. The recommendations in this guideline are not mandatory and the guideline does not override the responsibility of healthcare professionals to make decisions appropriate to the circumstances of the individual patient, in consultation with the patient and/or their carer or guardian.

Local commissioners and/or providers have a responsibility to enable the guideline to be applied when individual health professionals and their patients or service users wish to use it. They should do so in the context of local and national priorities for funding and developing services, and in light of their duties to have due regard to the need to eliminate unlawful discrimination, to advance equality of opportunity and to reduce health inequalities. Nothing in this guideline should be interpreted in a way that would be inconsistent with compliance with those duties.

NICE guidelines cover health and care in England. Decisions on how they apply in other UK countries are made by ministers in the [Welsh Government](#), [Scottish Government](#), and [Northern Ireland Executive](#). All NICE guidance is subject to regular review and may be updated or withdrawn.

Copyright

© NICE 2021. All rights reserved. Subject to Notice of rights.

ISBN:

Contents

Contents	4
1. Non-Pharmacological interventions	8
Appendix A – Review protocols	8
Appendix B – Literature search strategies	21
B.1 Clinical search literature search strategy	21
B.2 Health economics literature search strategy	26
Appendix C – Effectiveness evidence study selection	30
Appendix D – Effectiveness evidence	31
Appendix E – Forest plots	266
E.1 Self-management	266
E.1.1 Self-management versus Relaxation: adults, severity mixed or unclear	266
E.1.2 Self-management (programme) versus Usual care: adults, severity mixed or unclear	267
E.1.3 Self-management (adaptive pacing therapy) versus usual care: adults, severity mixed or unclear	267
E.1.4 Self-management versus Usual care: adults; severe	270
E.1.5 Self-management versus Stairway to health programme: children and young people; severe	271
E.2 Psychological/behavioural interventions	272
E.2.1 Cognitive behavioural therapy versus usual care: adults, severity mixed or unclear	272
E.2.2 Group-based cognitive behavioural stress management versus control (psycho-education): adults, severity mixed or unclear	280
E.2.3 Group-based cognitive behavioural therapy versus education and support group: adults, severity mixed or unclear	281
E.2.4 Individual face-to-face cognitive behavioural therapy versus multidisciplinary rehabilitation: adults, severity mixed or unclear	283
E.2.5 Individual face-to-face cognitive behavioural therapy versus relaxation: adults, severity mixed or unclear	284
E.2.6 Individual face-to-face cognitive behavioural therapy versus adaptive pacing therapy: adults, severity mixed or unclear	286
E.2.7 Individual face-to-face cognitive behavioural therapy versus graded exercise therapy: adults, severity mixed or unclear	289
E.2.8 Group-based cognitive behavioural therapy + graded exercise therapy versus usual care: age and severity mixed or unclear	292
E.2.9 Individual face-to-face cognitive behavioural therapy versus counselling: age and severity mixed or unclear	293
E.2.10 Individual face-to-face cognitive behavioural therapy versus graded exercise therapy: age and severity mixed or unclear	294
E.2.11 Individual face-to-face cognitive behavioural therapy versus relaxation: adults, moderate severity	294

E.2.12	Individual face-to-face cognitive behavioural therapy versus cognitive therapy: adults, moderate severity	295
E.2.13	Individual face-to-face cognitive behavioural therapy versus anaerobic activity therapy: adults, moderate severity	297
E.2.14	Individual face-to-face cognitive behavioural therapy versus psycho-education/pacing: children and young people, severity mixed or unclear	299
E.2.15	Individual face-to-face cognitive behavioural therapy versus waiting list: children and young people, severity mixed or unclear.....	300
E.2.16	Web/written cognitive behavioural therapy versus usual care: children and young people, severity mixed or unclear	301
E.2.17	Individual face-to-face cognitive behavioural therapy + biofeedback versus standard care: children and young people, severity mixed or unclear	302
	Other psychological interventions.....	303
E.2.18	Education and support group versus usual care: adults, severity mixed or unclear	303
E.2.19	Cognitive therapy versus relaxation: adults, moderate severity	305
E.2.20	Buddy/mentor programme versus Wait-list: adults, severity mixed or unclear	307
E.2.21	Pragmatic rehabilitation versus Supportive listening: adults, severity mixed or unclear.....	308
E.2.22	Pragmatic rehabilitation versus Usual care: adults, severity mixed or unclear	309
E.2.23	Supportive Listening versus Usual care: adults, severity mixed or unclear	310
E.2.24	Mindfulness and medical Qigong versus Usual care: adults, severity mixed or unclear.....	310
E.2.25	Mindfulness based cognitive therapy versus Wait-list: adults, severity mixed or unclear.....	311
E.2.26	Focused group therapy versus Wait-list: adults, severity mixed or unclear	312
E.2.27	The Lightning Process and Specialist Medical Care versus Specialist Medical Care: children and young people, moderate	312
E.3	Exercise interventions	314
E.3.1	Graded exercise therapy versus standard care: adults, severity mixed or unclear	314
E.3.2	Graded exercise therapy versus flexibility/relaxation treatment: adults, severity mixed or unclear	318
E.3.3	Graded exercise therapy versus heart rate variability biofeedback therapy: adults, severity mixed or unclear	320
E.3.4	Graded exercise therapy versus adaptive pacing therapy: adults, severity mixed or unclear	321
E.3.5	GET versus Intermittent exercise: adults, severity mixed or unclear	323
E.3.6	GET versus Activity diaries: adults, severity mixed or unclear	324
E.3.7	Graded exercise therapy versus standard care: age and severity mixed or unclear.....	325
	Other exercise interventions	326

E.3.8	Intermittent exercise versus standard care: adults, severity mixed or unclear	326
E.3.9	Orthostatic training versus sham: adults, severity mixed or unclear.....	326
E.3.10	Qigong versus no treatment: adults, severity mixed or unclear.....	327
E.3.11	Isometric yoga versus Usual care: adults, severity mixed or unclear.....	328
E.3.12	Anaerobic activity therapy versus cognitive therapy: adults, moderate severity.....	328
E.3.13	Anaerobic activity therapy versus relaxation techniques: adults, moderate severity.....	330
E.4	Complementary therapies	331
E.4.1	Music therapy and Traditional Chinese Medicine versus Traditional Chinese Medicine: age and severity mixed or unclear	331
E.4.2	Homeopathy versus Placebo: adults, severity mixed or unclear.....	332
E.4.3	Acupuncture versus Sham acupuncture: adults, severity mixed or unclear	333
E.4.4	Abdominal tuina versus Acupuncture: adults, severity mixed or unclear ..	334
E.4.5	Myelophil versus Placebo: adults, severity mixed or unclear.....	335
E.5	Dietary Strategies.....	337
E.5.1	Low Sugar, Low Yeast Diet versus Healthy Eating (Advice): adults, severity mixed or unclear	337
E.6	Dietary Supplements	338
E.6.1	Aclydine and Amino Acids versus Placebo: adults, severity mixed or unclear	338
E.6.2	Polynutrient supplement versus Placebo: adults, severity mixed or unclear	339
E.6.3	Aribinoxylane versus Placebo: adults, severity mixed or unclear.....	340
E.6.4	Vitamin D versus Placebo: adults, severity mixed or unclear.....	342
E.6.5	Coenzyme Q10 and NADH versus Placebo: adults, severity mixed or unclear	343
E.6.6	Guanidinoacetic acid (GAA) versus Placebo: adults, severity mixed or unclear	344
E.6.7	Ubiquinol-10 versus Placebo: adults, severity mixed or unclear.....	345
Appendix F	– GRADE and/or GRADE-CERQual tables.....	346
Appendix G	– Economic evidence study selection	433
Appendix H	– Economic evidence tables	434
Appendix I	– Excluded studies.....	448
I.1	Excluded clinical studies	448
I.2	Excluded health economic studies	454
Appendix J	– MIDs for continuous outcomes	455
Appendix K	Research recommendations	494
K.1.1	Research recommendation.....	494
K.1.2	Why this is important.....	494
K.1.3	Rationale for research recommendation / Modified PICO	494

K.1.4	Research recommendation.....	495
K.1.5	Why this is important.....	495
K.1.6	Rationale for research recommendation / Modified PICO	495
K.1.7	Research recommendation.....	496
K.1.8	Why this is important.....	496
K.1.9	Rationale for research recommendation / Modified PICO	497
K.1.10	Research recommendation.....	498
K.1.11	Why this is important.....	498
K.1.12	Rationale for research recommendation / Modified PICO	498
2.	Experience of interventions.....	500
Appendix A	– Review protocols	500
Appendix B	– Literature search strategies	508
B.1	Clinical search literature search strategy.....	508
B.2	Health economics literature search strategy.....	512
Appendix C	– Effectiveness evidence study selection	517
Appendix D	– Qualitative evidence tables	518
Appendix E	– Qualitative evidence summary	569
Appendix F	– Excluded studies.....	626
References		646

1. Non-Pharmacological interventions

2 Appendix A – Review protocols

3 Review protocol for non-pharmacological interventions

ID	Field	Content
	Scope	Management of ME/CFS
	Draft review question	3.2 What is the clinical and cost effectiveness of non-pharmacological interventions (such as diet and pacing) for people with ME/CFS?
0.	PROSPERO registration number	Not registered.
1.	Review title	What is the clinical and cost-effectiveness of non-pharmacological interventions for people with ME/CFS?
2.	Review question	What is the clinical and cost-effectiveness of non-pharmacological interventions for people with ME/CFS?
3.	Objective	To identify the most clinically and cost effective non-pharmacological methods to improve outcomes in adults and children with a diagnosis of ME/CFS.
4.	Searches	<p>The following databases will be searched:</p> <ul style="list-style-type: none"> • Cochrane Central Register of Controlled Trials (CENTRAL) • Cochrane Database of Systematic Reviews (CDSR) • Embase • MEDLINE • Cinahl <p>Searches will be restricted by:</p> <ul style="list-style-type: none"> • English language • Human studies • Letters and comments are excluded. <p>Other searches:</p>

		<ul style="list-style-type: none"> • Inclusion lists of relevant systematic reviews will be checked by the reviewer. <p>The searches may be re-run 6 weeks before the final committee meeting and further studies retrieved for inclusion if relevant.</p> <p>The full search strategies will be published in the final review</p>
5.	Condition or domain being studied	ME/CFS
6.	Population	Adults, children and young people who are diagnosed as having ME/CFS.
7.	Intervention/Exposure/Test	<p>Any non-pharmacological treatments for the eligible population covered by RCTs. These can include (but are not restricted to):</p> <ul style="list-style-type: none"> • Self-management <ul style="list-style-type: none"> ○ Diaries ○ Step counters (pedometers) ○ Rest /convalescence ○ Pacing ○ Heart rate monitoring ○ Adaptive Pacing Therapy • Aids/ adaptations / OT • Occupational/school advice • Behavioural/ Psychological support/ interventions <ul style="list-style-type: none"> ○ NLP ○ Counselling ○ CBT ○ Pragmatic rehab ○ The Lightning Process ○ Mindfulness ○ Buddy/mentor programmes • Exercise interventions <ul style="list-style-type: none"> ○ GET ○ Physical rehabilitation • rTMS (repetitive transcranial magnetic stimulation)

	<ul style="list-style-type: none">• Compression socks• Hyperbaric O₂• Lifestyle advice. For example:<ul style="list-style-type: none">○ Avoiding blue light• Relaxation techniques (ie Alexander Technique)• Dietary supplementation<ul style="list-style-type: none">○ Co-enzyme Q10○ magnesium○ NADH○ Salt/saline○ vitamin D○ vitamin B12○ Fatty acids - omega 3 and 6○ multivitamin supplementation○ Iron○ Probiotics○ Pollen extract○ Medicinal mushrooms○ acclidine and amino acids○ acetyl-L-carnitine and propionyl-L-carnitine f○ alpha lipoic acid• Dietary strategies<ul style="list-style-type: none">○ PEG feeding/ enteral feeding/ NG feeding○ Nutritional support○ Weight management○ Exclusion diets / FODMAPS (dermentable, oligosaccharides, disaccharides, monosaccharides and polyols)○ Dietary advice – healthy eating/balanced diet• Sleep interventions<ul style="list-style-type: none">○ Sleep hygiene
--	--

		<ul style="list-style-type: none"> ○ CBTI ● Pain management <ul style="list-style-type: none"> ○ TENS ● Complementary therapies. For example: <ul style="list-style-type: none"> ○ Homeopathy ○ Massage ○ Osteopathy ○ Reflexology ○ Acupuncture ○ Acupressure ○ Yoga ○ Tai Chi <p>Combinations of treatments (including combinations with pharmacological treatments) are allowed.</p>
8.	Comparator/Reference standard/Confounding factors	<ul style="list-style-type: none"> ● Each other ● No treatment /wait list control / usual care ● Sham/placebo/attention control
9.	Types of study to be included	<ul style="list-style-type: none"> ● Randomised controlled trials ● Systematic review of randomised controlled trials. For a systematic review to be included it must be conducted to the same methodological standard as NICE guideline reviews. If sufficient details are not provided to include a relevant systematic review, the review will be used for citation searching. <p>Non RCTs will not be considered as they will yield data that is at too high a risk of bias for decision-making.</p> <p>Cross-over RCTs will be considered if the wash-out period is deemed to be appropriate.</p>
10.	Other exclusion criteria	<p>Non-English language studies.</p> <p>Abstracts will be excluded as it is expected there will be sufficient full text published studies available.</p>

11.	Context	N/A
12.	Primary outcomes (critical outcomes)	<p>Longest follow up available:</p> <p>CRITICAL OUTCOMES:</p> <ul style="list-style-type: none"> • Mortality • Quality of life (any validated scales). For example: <ul style="list-style-type: none"> ○ SF36 ○ EQ5D • General symptom scales (any validated scales). For example: <ul style="list-style-type: none"> ○ De Paul Symptom Questionnaire ○ Self-Rated Clinical Global Impression Change Score • Fatigue/fatiguability (any validated scales). For example: <ul style="list-style-type: none"> ○ Chalder fatigue Scale ○ Fatigue Severity Scale ○ Fatigue Impact scale • Physical functioning (any validated scales). For example: <ul style="list-style-type: none"> ○ SF36 physical function ○ SF36 PCS • Cognitive function (any validated scales). For example: <ul style="list-style-type: none"> ○ MMSE • Psychological status (any validated scales). For example: <ul style="list-style-type: none"> ○ Hospital Anxiety and Depression Scale ○ Becks Depression Inventory • Pain (VAS/NRS) • Sleep quality (any validated scales). For example: <ul style="list-style-type: none"> ○ Pittsburgh Sleep quality Index ○ Epworth Sleepiness Scale ○ Leeds Sleep Evaluation Questionnaire VAS • Treatment-related adverse effects • Activity levels – step counts

		<ul style="list-style-type: none"> • Return to school / work • Exercise performance measures. For example: <ul style="list-style-type: none"> ○ Hand grip ○ Maximal Cycle Exercise Capacity ○ 6 min walk ○ Timed Up and Go ○ 5 repetition sit to stand ○ 40m walk speed ○ Step test
13.	Secondary outcomes (important outcomes)	<ul style="list-style-type: none"> • Care needs • Impact on families and carers
14.	Data extraction (selection and coding)	<p>EndNote will be used for reference management, sifting, citations and bibliographies. Titles and/or abstracts of studies retrieved using the search strategy and those from additional sources will be screened for inclusion.</p> <p>The full text of potentially eligible studies will be retrieved and will be assessed for eligibility in line with the criteria outlined above.</p> <p>10% of the abstracts will be reviewed by two reviewers, with any disagreements resolved by discussion or, if necessary, a third independent reviewer.</p> <p>An in-house developed database; EviBase, will be used for data extraction. A standardised form is followed to extract data from studies (see Developing NICE guidelines: the manual section 6.4) and for undertaking assessment of study quality. Summary evidence tables will be produced including information on: study setting; study population and participant demographics and baseline characteristics; details of the intervention and control interventions; study methodology' recruitment and missing data rates; outcomes and times of measurement; critical appraisal ratings.</p> <p>A second reviewer will quality-assure the extracted data. Discrepancies will be identified and resolved through discussion (with a third reviewer where necessary).</p>

15.	Risk of bias (quality) assessment	<p>Risk of bias will be assessed using the appropriate checklist as described in Developing NICE guidelines: the manual.</p> <p>For Intervention reviews the following checklist will be used according to study design being assessed:</p> <ul style="list-style-type: none"> • Systematic reviews: Risk of Bias in Systematic Reviews (ROBIS) • Randomised Controlled Trial: Cochrane RoB (2.0) <p>Disagreements between the review authors over the risk of bias in particular studies will be resolved by discussion, with involvement of a third review author where necessary.</p>
16.	Strategy for data synthesis	<p>Where possible, data will be meta-analysed. Pairwise meta-analyses will be performed using Cochrane Review Manager (RevMan5) to combine the data given in all studies for each of the outcomes stated above. A fixed effect meta-analysis, with weighted mean differences for continuous outcomes and risk ratios for binary outcomes will be used, and 95% confidence intervals will be calculated for each outcome.</p> <p>Heterogeneity between the studies in effect measures will be assessed using the I^2 statistic and visually inspected. We will consider an I^2 value greater than 50% indicative of substantial heterogeneity. Sensitivity analyses will be conducted based on pre-specified subgroups using stratified meta-analysis to explore the heterogeneity in effect estimates. If this does not explain the heterogeneity, the results will be presented using random-effects.</p> <p>GRADE pro will be used to assess the quality of each outcome, taking into account individual study quality and the meta-analysis results. The 4 main quality elements (risk of bias, indirectness, inconsistency and imprecision) will be appraised for each outcome.</p> <p>Indirectness</p> <ol style="list-style-type: none"> 1. If the population included in an individual study includes children aged under 12, it will be included if the majority of the population is aged over 12, and downgraded for indirectness if the overlap into those aged less than 12 is greater than 20%.

		<p>2. The criteria used to diagnose people with CFS/ME should include post exertional malaise (PEM) as a compulsory feature. If the criteria does not include PEM the population will be downgraded for indirectness.</p> <p>Publication bias is tested for when there are more than 5 studies for an outcome. Other bias will only be taken into consideration in the quality assessment if it is apparent.</p> <p>Where meta-analysis is not possible, data will be presented and quality assessed individually per outcome.</p> <p>If sufficient data is available to make a network of treatments, WinBUGS will be used for network meta-analysis.</p>
17.	Analysis of sub-groups	<p><u>Stratification:</u> Age: children and young people vs adults Severity: severe vs moderate</p> <p><u>Subgroups to investigate if heterogeneity is present</u> Interventions delivered by experienced (or specialist) CFS practitioners specifically designed for ME/CFS versus other interventions.</p>
18.	Type and method of review	<p><input checked="" type="checkbox"/> Intervention</p> <p><input type="checkbox"/> Diagnostic</p> <p><input type="checkbox"/> Prognostic</p> <p><input type="checkbox"/> Qualitative</p> <p><input type="checkbox"/> Epidemiologic</p> <p><input type="checkbox"/> Service Delivery</p> <p><input type="checkbox"/> Other (please specify)</p>
19.	Language	English

20.	Country	England		
21.	Anticipated or actual start date	01/01/20		
22.	Anticipated completion date	01/01/21		
23.	Stage of review at time of this submission	Review stage	Started	Completed
		Preliminary searches	<input checked="" type="checkbox"/>	<input type="checkbox"/>
		Piloting of the study selection process	<input checked="" type="checkbox"/>	<input type="checkbox"/>
		Formal screening of search results against eligibility criteria	<input type="checkbox"/>	<input type="checkbox"/>
		Data extraction	<input type="checkbox"/>	<input type="checkbox"/>
		Risk of bias (quality) assessment	<input type="checkbox"/>	<input type="checkbox"/>
		Data analysis	<input type="checkbox"/>	<input type="checkbox"/>
24.	Named contact	<p>5a. Named contact National Guideline Centre</p> <p>5b Named contact e-mail</p> <p>5e Organisational affiliation of the review National Institute for Health and Care Excellence (NICE) and the National Guideline Centre</p>		
25.	Review team members	<p>From the National Guideline Centre:</p> <ul style="list-style-type: none"> • Dr Kate Kelley [Guideline lead] • Ms Maria Smyth [Senior systematic reviewer] • Ms Melina Vasileiou [Systematic reviewer] • Dr Richard Clubbe [Systematic reviewer] 		

		<ul style="list-style-type: none"> • Dr Karin van Bart [Systematic reviewer] • Mr David Wonderling [Health economist] • Ms Agnes Cuyas [Information specialist] • Ms Kate Ashmore [Project manager]
26.	Funding sources/sponsor	This systematic review is being completed by the National Guideline Centre which receives funding from NICE.
27.	Conflicts of interest	All guideline committee members and anyone who has direct input into NICE guidelines (including the evidence review team and expert witnesses) must declare any potential conflicts of interest in line with NICE's code of practice for declaring and dealing with conflicts of interest. Any relevant interests, or changes to interests, will also be declared publicly at the start of each guideline committee meeting. Before each meeting, any potential conflicts of interest will be considered by the guideline committee Chair and a senior member of the development team. Any decisions to exclude a person from all or part of a meeting will be documented. Any changes to a member's declaration of interests will be recorded in the minutes of the meeting. Declarations of interests will be published with the final guideline.
28.	Collaborators	Development of this systematic review will be overseen by an advisory committee who will use the review to inform the development of evidence-based recommendations in line with section 3 of Developing NICE guidelines: the manual . Members of the guideline committee are available on the NICE website: [NICE guideline webpage].
29.	Other registration details	
30.	Reference/URL for published protocol	
31.	Dissemination plans	<p>NICE may use a range of different methods to raise awareness of the guideline. These include standard approaches such as:</p> <ul style="list-style-type: none"> • notifying registered stakeholders of publication • publicising the guideline through NICE's newsletter and alerts • issuing a press release or briefing as appropriate, posting news articles on the NICE website, using social media channels, and publicising the guideline within NICE.
32.	Keywords	

33.	Details of existing review of same topic by same authors	N/A
34.	Current review status	<input checked="" type="checkbox"/> Ongoing <input type="checkbox"/> Completed but not published <input type="checkbox"/> Completed and published <input type="checkbox"/> Completed, published and being updated <input type="checkbox"/> Discontinued
35.	Additional information	N/A
36.	Details of final publication	www.nice.org.uk

1

2 Health economic review protocol

Review question	All questions – health economic evidence
Objectives	To identify health economic studies relevant to any of the review questions.
Search criteria	<ul style="list-style-type: none"> • Populations, interventions and comparators must be as specified in the clinical review protocol above. • Studies must be of a relevant health economic study design (cost–utility analysis, cost-effectiveness analysis, cost–benefit analysis, cost–consequences analysis, comparative cost analysis). • Studies must not be a letter, editorial or commentary, or a review of health economic evaluations. (Recent reviews will be ordered although not reviewed. The bibliographies will be checked for relevant studies, which will then be ordered.) • Unpublished reports will not be considered unless submitted as part of a call for evidence. • Studies must be in English.
Search strategy	A health economic study search will be undertaken using population-specific terms and a health economic study filter – see appendix B below.
Review strategy	<p>Studies not meeting any of the search criteria above will be excluded. Studies published before 2004, abstract-only studies and studies from non-OECD countries or the USA will also be excluded.</p> <p>Each remaining study will be assessed for applicability and methodological limitations using the NICE economic evaluation checklist which can be found in appendix H of Developing NICE guidelines: the manual (2014).⁵²⁹</p> <p>Inclusion and exclusion criteria</p>

- If a study is rated as both ‘Directly applicable’ and with ‘Minor limitations’ then it will be included in the guideline. A health economic evidence table will be completed and it will be included in the health economic evidence profile.
- If a study is rated as either ‘Not applicable’ or with ‘Very serious limitations’ then it will usually be excluded from the guideline. If it is excluded then a health economic evidence table will not be completed and it will not be included in the health economic evidence profile.
- If a study is rated as ‘Partially applicable’, with ‘Potentially serious limitations’ or both then there is discretion over whether it should be included.

Where there is discretion

The health economist will make a decision based on the relative applicability and quality of the available evidence for that question, in discussion with the guideline committee if required. The ultimate aim is to include health economic studies that are helpful for decision-making in the context of the guideline and the current NHS setting. If several studies are considered of sufficiently high applicability and methodological quality that they could all be included, then the health economist, in discussion with the committee if required, may decide to include only the most applicable studies and to selectively exclude the remaining studies. All studies excluded on the basis of applicability or methodological limitations will be listed with explanation in the excluded health economic studies appendix below.

The health economist will be guided by the following hierarchies.

Setting:

- UK NHS (most applicable).
- OECD countries with predominantly public health insurance systems (for example, France, Germany, Sweden).
- OECD countries with predominantly private health insurance systems (for example, Switzerland).
- Studies set in non-OECD countries or in the USA will be excluded before being assessed for applicability and methodological limitations.

Health economic study type:

- Cost–utility analysis (most applicable).
- Other type of full economic evaluation (cost–benefit analysis, cost-effectiveness analysis, cost–consequences analysis).
- Comparative cost analysis.
- Non-comparative cost analyses including cost-of-illness studies will be excluded before being assessed for applicability and methodological limitations.

Year of analysis:

- The more recent the study, the more applicable it will be.

- Studies published in 2004 or later but that depend on unit costs and resource data entirely or predominantly from before 2004 will be rated as 'Not applicable'.
- Studies published before 2004 will be excluded before being assessed for applicability and methodological limitations.

Quality and relevance of effectiveness data used in the health economic analysis:

- The more closely the clinical effectiveness data used in the health economic analysis match with the outcomes of the studies included in the clinical review the more useful the analysis will be for decision-making in the guideline.

1

2

1 Appendix B – Literature search strategies

2 This literature search strategy was used for the following review questions:

- 3 • What is the clinical and cost-effectiveness of non-pharmacological interventions for people
4 with ME/CFS?

5 The literature searches for this review are detailed below and complied with the methodology
6 outlined in Developing NICE guidelines: the manual.⁵²⁹

7 For more information, please see the Methodology review published as part of the
8 accompanying documents for this guideline.

B.1.9 Clinical search literature search strategy

10 Searches were constructed using a PICO framework where population (P) terms were
11 combined with Intervention (I) and in some cases Comparison (C) terms. Outcomes (O) are
12 rarely used in search strategies for interventions as these concepts may not be well
13 described in title, abstract or indexes and therefore difficult to retrieve.

14 Searches for patient views were run in Medline (OVID), Embase (OVID), CINAHL, and
15 PsycINFO (ProQuest).

16 **Table 1: Database date parameters and filters used**

Database	Dates searched	Search filter used
Medline (OVID)	1946 – 23 June 2020	Exclusions
Embase (OVID)	1974 – 23 June 2020	Exclusions
The Cochrane Library (Wiley)	Cochrane Reviews to 2020 Issue 6 of 12 CENTRAL to 2020 Issue 6 of 12	None
CINAHL, Current Nursing and Allied Health Literature (EBSCO)	Inception – 23 June 2020	None
PsycINFO (ProQuest)	Inception – 23 June 2020	Exclusions
Epistemonikos (The Epistemonikos Foundation)	Inception - 23 June 2020	None

17 Medline (Ovid) search terms

1.	Fatigue Syndrome, Chronic/
2.	chronic* fatigue*.ti,ab.
3.	(fatigue* adj2 (disorder* or syndrome* or post viral or postviral or immune dysfunction* or post infection* or postinfection*)).ti,ab.
4.	((myalgic or post infection* or postinfection*) adj (encephalomyelitis or encephalopathy)).ti,ab.
5.	((ME adj CFS) or (CFS adj ME) or CFIDS or PVFS).ti,ab.
6.	(Systemic Exertion Intolerance Disease or SEID).ti,ab.
7.	((CFS adj SEID) or (SEID adj CFS) or (ME adj CFS adj SEID) or (ME adj SEID) or (SEID adj ME)).ti,ab.

8.	((Orthostatic intolerance or postural orthostatic tachycardia syndrome or postural tachycardia syndrome or POTS) adj6 (CFS or chronic* fatigue* or ME or myalgic or SEID or systemic exertion)).ti,ab.
9.	((Post-exertional or postexertional) adj2 malaise).ti,ab.
10.	(neurasthenic neuroses or epidemic neuromyasthenia or neurataxia or neuroasthenia or neurasthenia).ti,ab.
11.	((atypical or simulating or resembling) adj poliomyelitis).ti,ab.
12.	((chronic adj2 epstein Barr virus) or CEBV or CAEBV or chronic mononucleosis).ti,ab.
13.	xenotropic murine leukemia virus-related virus.ti,ab.
14.	effort syndrome*.ti,ab.
15.	((akureyri or iceland or tapanui or royal free or royal free hospital) adj disease*) or ((yuppie or yuppy or tapanui) adj flu)).ti,ab.
16.	or/1-15
17.	letter/
18.	editorial/
19.	news/
20.	exp historical article/
21.	Anecdotes as Topic/
22.	comment/
23.	case report/
24.	(letter or comment*).ti.
25.	or/17-24
26.	randomized controlled trial/ or random*.ti,ab.
27.	25 not 26
28.	animals/ not humans/
29.	exp Animals, Laboratory/
30.	exp Animal Experimentation/
31.	exp Models, Animal/
32.	exp Rodentia/
33.	(rat or rats or mouse or mice).ti.
34.	or/27-33
35.	16 not 34
36.	limit 35 to English language

1 Embase (Ovid) search terms

1.	chronic fatigue syndrome/
2.	chronic* fatigue*.ti,ab.
3.	(fatigue* adj2 (disorder* or syndrome* or post viral or postviral or immune dysfunction* or post infection* or postinfection*)).ti,ab.
4.	((myalgic or post infection* or postinfection*) adj (encephalomyelitis or encephalopathy)).ti,ab.
5.	((ME adj CFS) or (CFS adj ME) or CFIDS or PVFS).ti,ab.
6.	(Systemic Exertion Intolerance Disease or SEID).ti,ab.
7.	((CFS adj SEID) or (SEID adj CFS) or (ME adj CFS adj SEID) or (ME adj SEID) or (SEID adj ME)).ti,ab.

8.	((Orthostatic intolerance or postural orthostatic tachycardia syndrome or postural tachycardia syndrome or POTS) adj6 (CFS or chronic* fatigue* or ME or myalgic or SEID or systemic exertion)).ti,ab.
9.	((Post-exertional or postexertional) adj2 malaise).ti,ab.
10.	(neurasthenic neuroses or epidemic neuromyasthenia or neurataxia or neuroasthenia or neurasthenia).ti,ab.
11.	((atypical or simulating or resembling) adj poliomyelitis).ti,ab.
12.	((chronic adj2 epstein Barr virus) or CEBV or CAEBV or chronic mononucleosis).ti,ab.
13.	xenotropic murine leukemia virus-related virus.ti,ab.
14.	effort syndrome*.ti,ab.
15.	((akureyri or iceland or tapanui or royal free (or royal free hospital) adj disease*) or ((yuppie or yuppy or tapanui) adj flu)).ti,ab.
16.	or/1-15
17.	letter.pt. or letter/
18.	note.pt.
19.	editorial.pt.
20.	case report/ or case study/
21.	(letter or comment*).ti.
22.	or/17-21
23.	randomized controlled trial/ or random*.ti,ab.
24.	22 not 23
25.	animal/ not human/
26.	nonhuman/
27.	exp Animal Experiment/
28.	exp Experimental Animal/
29.	animal model/
30.	exp Rodent/
31.	(rat or rats or mouse or mice).ti.
32.	or/24-31
33.	16 not 32
34.	limit 33 to English language

1 Cochrane Library (Wiley) search terms

#1.	MeSH descriptor: [Fatigue Syndrome, Chronic] this term only
#2.	chronic* fatigue*.ti,ab
#3.	(fatigue* near/2 (disorder* or syndrome* or post viral or postviral or immune dysfunction* or post infection* or postinfection*)):ti,ab
#4.	((myalgic or post infection* or postinfection*) near/1 (encephalomyelitis or encephalopathy)):ti,ab
#5.	((ME near/1 CFS) or (CFS near/1 ME) or CFIDS or PVFS):ti,ab
#6.	(Systemic Exertion Intolerance Disease or SEID):ti,ab
#7.	((CFS near/1 SEID) or (SEID near/1 CFS) or (ME near/1 CFS near/1 SEID) or (ME near/1 SEID) or (SEID near/1 ME)):ti,ab
#8.	(Orthostatic intolerance or postural orthostatic tachycardia syndrome or postural tachycardia syndrome or POTS)
#9.	((Post-exertional or postexertional) near/2 malaise):ti,ab

#10.	(neurasthenic neuroses or epidemic neuromyasthenia or neurataxia or neuroasthenia or neurasthenia):ti,ab
#11.	((atypical or simulating or resembling) near/1 poliomyelitis):ti,ab
#12.	((chronic epstein Barr virus) or CEBV or CAEBV or chronic mononucleosis):ti,ab
#13.	xenotropic murine leukemia virus-related virus:ti,ab
#14.	effort syndrome*:ti,ab
#15.	((akureyri or iceland or tapanui or "royal free" or "royal free hospital") near/1 disease*):ti,ab
#16.	((yuppie or yuppy or tapanui) near flu):ti,ab
#17.	(or #1-#16)

1 CINAHL (EBSCO) search terms

S1.	(MH "Fatigue Syndrome, Chronic")
S2.	chronic* fatigue*
S3.	(fatigue* n2 (disorder* or syndrome* or post viral or postviral or immune dysfunction* or post infection* or postinfection*))
S4.	((myalgic or post infection* or postinfection*) and (encephalomyelitis or encephalopathy))
S5.	((ME and CFS) or (CFS and ME) or CFIDS or PVFS)
S6.	(Systemic Exertion Intolerance Disease or SEID)
S7.	((CFS and SEID) or (SEID and CFS) or (ME and CFS and SEID) or (CFS and ME and SEID) or (ME and SEID) or (SEID and ME))
S8.	((Orthostatic intolerance or postural orthostatic tachycardia syndrome or postural tachycardia syndrome) and (CFS or chronic* fatigue* or ME or myalgic or SEID or systemic exertion))
S9.	((Post-exertional or postexertional) n2 malaise)
S10.	(neurasthenic neuroses or epidemic neuromyasthenia or neurataxia or neuroasthenia)
S11.	((atypical or simulating or resembling) and poliomyelitis)
S12.	(chronic epstein Barr virus or chronic mononucleosis)
S13.	xenotropic murine leukemia virus-related virus
S14.	effort syndrome*
S15.	((akureyri or iceland or tapanui or royal free or royal free hospital) and disease*) or ((yuppie or yuppy or tapanui) and flu))
S16.	S1 OR S2 OR S3 OR S4 OR S5 OR S6 OR S7 OR S8 OR S9 OR S10 OR S11 OR S12 OR S13 OR S14 OR S15

2 PsycINFO (ProQuest) search terms

1.	(((chronic* fatigue*) OR (fatigue* NEAR2 (disorder* OR syndrome* OR post viral OR postviral OR immune dysfunction* OR post infection* OR postinfection*)) OR ((myalgic OR post infection* OR postinfection*) NEAR1 (encephalomyelitis OR encephalopathy)) OR ((ME NEAR1 CFS) OR (CFS NEAR1 ME) OR CFIDS OR PVFS) OR (Systemic Exertion Intolerance Disease OR SEID) OR ((CFS NEAR1 SEID) OR (SEID NEAR1 CFS)) OR ((ME NEAR1 CFS NEAR1 SEID) OR (ME NEAR1 SEID) OR (SEID NEAR1 ME)) OR ((Orthostatic intolerance OR postural orthostatic tachycardia syndrome OR postural tachycardia syndrome OR POTS) NEAR6 (CFS OR chronic* fatigue* OR ME OR myalgic OR SEID OR systemic exertion)) OR (neurasthenic neuroses OR epidemic neuromyasthenia OR neurataxia OR neuroasthenia OR neurasthenia) OR ((atypical OR simulating OR resembling) NEAR1 poliomyelitis)) OR (((chronic NEAR2 epstein Barr virus) OR CEBV OR CAEBV OR chronic mononucleosis) OR (xenotropic murine leukemia virus-related virus) OR (effort syndrome*) OR ((akureyri OR iceland OR tapanui OR royal free OR royal free hospital) NEAR1 disease*) OR ((yuppie OR yuppy OR tapanui) NEAR1 flu) OR MAINSUBJECT.EXACT.EXPLODE("Chronic Fatigue
----	--

	Syndrome")) AND (styp.e.exact("Scholarly Journals") AND la.exact("ENG") AND po.exact("Human") NOT (me.exact("Empirical Study" OR "Quantitative Study" OR "Longitudinal Study" OR "Clinical Trial" OR "Qualitative Study" OR "Prospective Study" OR "Followup Study" OR "Literature Review" OR "Retrospective Study" OR "Systematic Review" OR "Meta Analysis") AND po.exact("Human"))
--	---

1 Epistemonikos search terms

1.	(advanced_title_en:((advanced_title_en:((chronic* fatigue* syndrome*) OR (fatigue* syndrome* OR fatigue* disorder* OR postviral fatigue* OR post viral fatigue* OR fatigue* immune dysfunction OR post infection fatigue* OR postinfection fatigue*) OR (encephalomyelitis OR encephalopathy) OR ("ME/CFS" OR "CFS/ME" OR "CFIDS" OR "PVFS") OR (Systemic Exertion Intolerance Disease OR SEID) OR ((CFS AND SEID) OR (SEID AND CFS) OR (ME AND CFS AND SEID) OR (ME AND SEID) OR (SEID AND ME)) OR (Orthostatic intolerance OR postural orthostatic tachycardia syndrome OR postural tachycardia syndrome OR POTS) OR ((Post-exertional OR postexertional) AND malaise) OR (neurasthenic neuroses OR epidemic neuromyasthenia OR neurataxia OR neuroasthenia OR neurasthenia) OR (atypical poliomyelitis OR simulating poliomyelitis OR resembling poliomyelitis) OR (chronic epstein Barr virus OR CEBV OR CAEBV OR chronic mononucleosis) OR (xenotropic murine leukemia virus-related virus) OR (effort syndrome*) OR (akureyri OR iceland disease OR tapanui OR royal free disease) OR (yuppie flu OR yuppy flu OR tapanui flu)) OR advanced_abstract_en:((chronic* fatigue* syndrome*) OR (fatigue* syndrome* OR fatigue* disorder* OR postviral fatigue* OR post viral fatigue* OR fatigue* immune dysfunction OR post infection fatigue* OR postinfection fatigue*) OR (encephalomyelitis OR encephalopathy) OR ("ME/CFS" OR "CFS/ME" OR "CFIDS" OR "PVFS") OR (Systemic Exertion Intolerance Disease OR SEID) OR ((CFS AND SEID) OR (SEID AND CFS) OR (ME AND CFS AND SEID) OR (ME AND SEID) OR (SEID AND ME)) OR (Orthostatic intolerance OR postural orthostatic tachycardia syndrome OR postural tachycardia syndrome OR POTS) OR ((Post-exertional OR postexertional) AND malaise) OR (neurasthenic neuroses OR epidemic neuromyasthenia OR neurataxia OR neuroasthenia OR neurasthenia) OR (atypical poliomyelitis OR simulating poliomyelitis OR resembling poliomyelitis) OR (chronic epstein Barr virus OR CEBV OR CAEBV OR chronic mononucleosis) OR (xenotropic murine leukemia virus-related virus) OR (effort syndrome*) OR (akureyri OR iceland disease OR tapanui OR royal free disease) OR (yuppie flu OR yuppy flu OR tapanui flu)))) OR advanced_abstract_en:((advanced_title_en:((chronic* fatigue* syndrome*) OR (fatigue* syndrome* OR fatigue* disorder* OR postviral fatigue* OR post viral fatigue* OR fatigue* immune dysfunction OR post infection fatigue* OR postinfection fatigue*) OR (encephalomyelitis OR encephalopathy) OR ("ME/CFS" OR "CFS/ME" OR "CFIDS" OR "PVFS") OR (Systemic Exertion Intolerance Disease OR SEID) OR ((CFS AND SEID) OR (SEID AND CFS) OR (ME AND CFS AND SEID) OR (ME AND SEID) OR (SEID AND ME)) OR (Orthostatic intolerance OR postural orthostatic tachycardia syndrome OR postural tachycardia syndrome OR POTS) OR ((Post-exertional OR postexertional) AND malaise) OR (neurasthenic neuroses OR epidemic neuromyasthenia OR neurataxia OR neuroasthenia OR neurasthenia) OR (atypical poliomyelitis OR simulating poliomyelitis OR resembling poliomyelitis) OR (chronic epstein Barr virus OR CEBV OR CAEBV OR chronic mononucleosis) OR (xenotropic murine leukemia virus-related virus) OR (effort syndrome*) OR (akureyri OR iceland disease OR tapanui OR royal free disease) OR (yuppie flu OR yuppy flu OR tapanui flu)) OR advanced_abstract_en:((chronic* fatigue* syndrome*) OR (fatigue* syndrome* OR fatigue* disorder* OR postviral fatigue* OR post viral fatigue* OR fatigue* immune dysfunction OR post infection fatigue* OR postinfection fatigue*) OR (encephalomyelitis OR encephalopathy) OR ("ME/CFS" OR "CFS/ME" OR "CFIDS" OR "PVFS") OR (Systemic Exertion Intolerance Disease OR SEID) OR ((CFS AND SEID) OR (SEID AND CFS) OR (ME AND CFS AND SEID) OR (ME AND SEID) OR (SEID AND ME)) OR (Orthostatic intolerance OR postural orthostatic tachycardia syndrome OR postural tachycardia syndrome OR POTS) OR ((Post-exertional OR postexertional) AND malaise) OR (neurasthenic neuroses OR epidemic neuromyasthenia OR neurataxia OR neuroasthenia OR neurasthenia) OR (atypical poliomyelitis OR simulating poliomyelitis OR resembling poliomyelitis) OR (chronic
----	---

	epstein Barr virus OR CEBV OR CAEBV OR chronic mononucleosis) OR (xenotropic murine leukemia virus-related virus) OR (effort syndrome*) OR (akureyri OR iceland disease OR tapanui OR royal free disease) OR (yuppie flu OR yuppy flu OR tapanui flu))))))
--	--

B.2.1 Health economics literature search strategy

2 Health economic evidence was identified by conducting a broad search relating to ME/CFS
 3 population in NHS Economic Evaluation Database (NHS EED – this ceased to be updated
 4 after March 2015) and the Health Technology Assessment database (HTA – this ceased to
 5 be updated after March 2018), with no date restrictions. NHS EED and HTA databases are
 6 hosted by the Centre for Research and Dissemination (CRD). Additional searches were run
 7 on Medline and Embase for health economics.

8 **Table 2: Database date parameters and filters used**

Database	Dates searched	Search filter used
Medline	2014 – 30 June 2020	Exclusions Health economics studies
Embase	2014 –30 June 2020	Exclusions Health economics studies
Centre for Research and Dissemination (CRD)	HTA - 2003 – 31 March 2018 NHSEED - 2003 to 31 March 2015	None

9

10 **Medline (Ovid) search terms**

1.	Fatigue Syndrome, Chronic/
2.	chronic* fatigue*.ti,ab.
3.	(fatigue* adj2 (disorder* or syndrome* or post viral or postviral or immune dysfunction* or post infection* or postinfection*).ti,ab.
4.	((myalgic or post infection* or postinfection*) adj (encephalomyelitis or encephalopathy)).ti,ab.
5.	((ME adj CFS) or (CFS adj ME) or CFIDS or PVFS).ti,ab.
6.	(Systemic Exertion Intolerance Disease or SEID).ti,ab.
7.	((CFS adj SEID) or (SEID adj CFS) or (ME adj CFS adj SEID) or (ME adj SEID) or (SEID adj ME)).ti,ab.
8.	((Orthostatic intolerance or postural orthostatic tachycardia syndrome or postural tachycardia syndrome or POTS) adj6 (CFS or chronic* fatigue* or ME or myalgic or SEID or systemic exertion)).ti,ab.
9.	((Post-exertional or postexertional) adj2 malaise).ti,ab.
10.	(neurasthenic neuroses or epidemic neuromyasthenia or neurataxia or neuroasthenia or neurasthenia).ti,ab.
11.	((atypical or simulating or resembling) adj poliomyelitis).ti,ab.
12.	((chronic adj2 epstein Barr virus) or CEBV or CAEBV or chronic mononucleosis).ti,ab.
13.	xenotropic murine leukemia virus-related virus.ti,ab.
14.	effort syndrome*.ti,ab.
15.	((((akureyri or iceland or tapanui or royal free or royal free hospital) adj disease*) or ((yuppie or yuppy or tapanui) adj flu)).ti,ab.
16.	or/1-15

17.	letter/
18.	editorial/
19.	news/
20.	exp historical article/
21.	Anecdotes as Topic/
22.	comment/
23.	case report/
24.	(letter or comment*).ti.
25.	or/17-24
26.	randomized controlled trial/ or random*.ti,ab.
27.	25 not 26
28.	animals/ not humans/
29.	exp Animals, Laboratory/
30.	exp Animal Experimentation/
31.	exp Models, Animal/
32.	exp Rodentia/
33.	(rat or rats or mouse or mice).ti.
34.	or/27-33
35.	16 not 34
36.	limit 35 to English language
37.	Economics/
38.	Value of life/
39.	exp "Costs and Cost Analysis"/
40.	exp Economics, Hospital/
41.	exp Economics, Medical/
42.	Economics, Nursing/
43.	Economics, Pharmaceutical/
44.	exp "Fees and Charges"/
45.	exp Budgets/
46.	budget*.ti,ab.
47.	cost*.ti.
48.	(economic* or pharmaco?economic*).ti.
49.	(price* or pricing*).ti,ab.
50.	(cost* adj2 (effective* or utilit* or benefit* or minimi* or unit* or estimat* or variable*)).ab.
51.	(financ* or fee or fees).ti,ab.
52.	(value adj2 (money or monetary)).ti,ab.
53.	or/37-52
54.	36 and 53

1 Embase (Ovid) search terms

1.	chronic fatigue syndrome/
2.	chronic* fatigue*.ti,ab.
3.	(fatigue* adj2 (disorder* or syndrome* or post viral or postviral or immune dysfunction* or post infection* or postinfection*)).ti,ab.

4.	((myalgic or post infection* or postinfection*) adj (encephalomyelitis or encephalopathy)).ti,ab.
5.	((ME adj CFS) or (CFS adj ME) or CFIDS or PVFS).ti,ab.
6.	(Systemic Exertion Intolerance Disease or SEID).ti,ab.
7.	((CFS adj SEID) or (SEID adj CFS) or (ME adj CFS adj SEID) or (ME adj SEID) or (SEID adj ME)).ti,ab.
8.	((Orthostatic intolerance or postural orthostatic tachycardia syndrome or postural tachycardia syndrome or POTS) adj6 (CFS or chronic* fatigue* or ME or myalgic or SEID or systemic exertion)).ti,ab.
9.	((Post-exertional or postexertional) adj2 malaise).ti,ab.
10.	(neurasthenic neuroses or epidemic neuromyasthenia or neurataxia or neuroasthenia or neurasthenia).ti,ab.
11.	((atypical or simulating or resembling) adj poliomyelitis).ti,ab.
12.	((chronic adj2 epstein Barr virus) or CEBV or CAEBV or chronic mononucleosis).ti,ab.
13.	xenotropic murine leukemia virus-related virus.ti,ab.
14.	effort syndrome*.ti,ab.
15.	((akureyri or iceland or tapanui or royal free or royal free hospital) adj disease*) or ((yuppie or yuppy or tapanui) adj flu)).ti,ab.
16.	or/1-15
17.	letter.pt. or letter/
18.	note.pt.
19.	editorial.pt.
20.	case report/ or case study/
21.	(letter or comment*).ti.
22.	or/17-21
23.	randomized controlled trial/ or random*.ti,ab.
24.	22 not 23
25.	animal/ not human/
26.	nonhuman/
27.	exp Animal Experiment/
28.	exp Experimental Animal/
29.	animal model/
30.	exp Rodent/
31.	(rat or rats or mouse or mice).ti.
32.	or/24-31
33.	16 not 32
34.	limit 33 to English language
35.	health economics/
36.	exp economic evaluation/
37.	exp health care cost/
38.	exp fee/
39.	budget/
40.	funding/
41.	budget*.ti,ab.
42.	cost*.ti.

43.	(economic* or pharmaco?economic*).ti.
44.	(price* or pricing*).ti,ab.
45.	(cost* adj2 (effective* or utilit* or benefit* or minimi* or unit* or estimat* or variable*)).ab.
46.	(financ* or fee or fees).ti,ab.
47.	(value adj2 (money or monetary)).ti,ab.
48.	or/35-47
49.	34 and 48

1 NHS EED and HTA (CRD) search terms

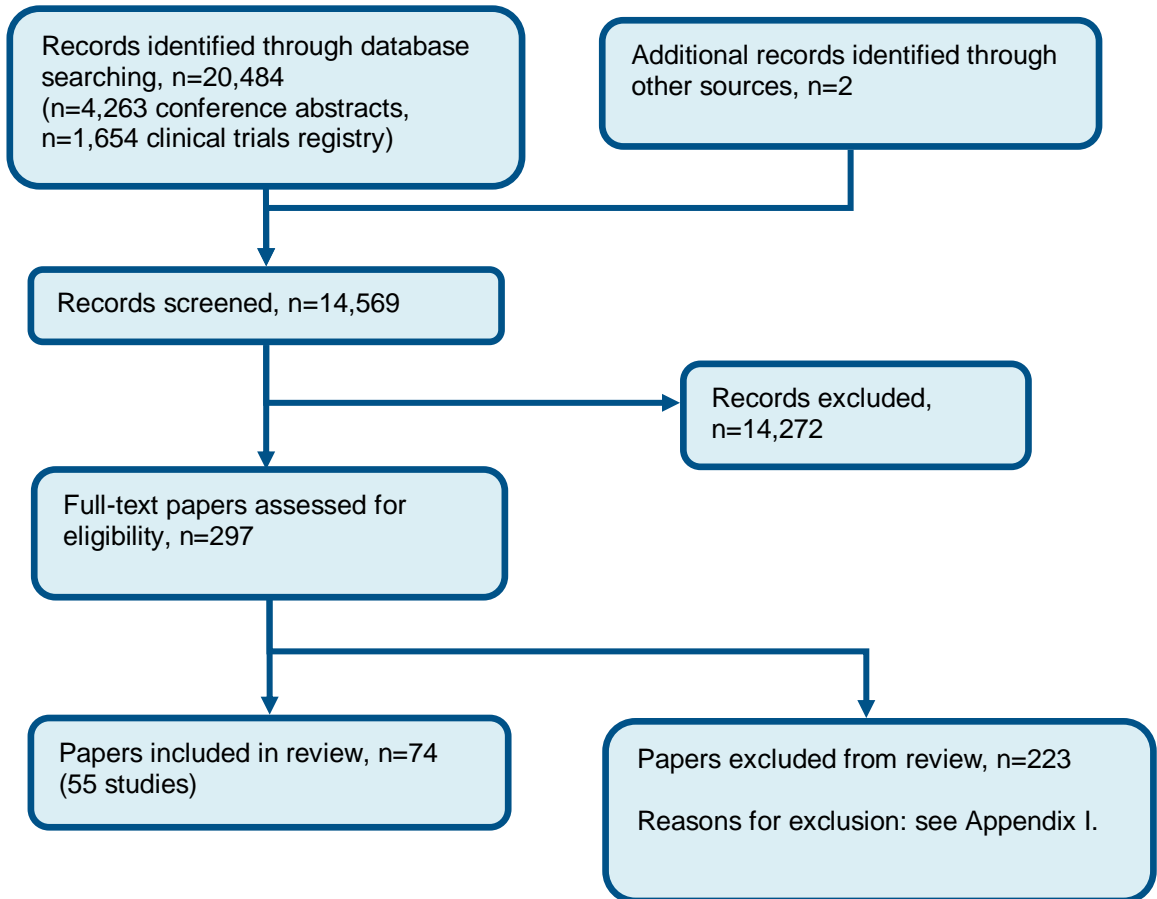
#1.	MeSH DESCRIPTOR Fatigue Syndrome, Chronic
#2.	(chronic fatigue or fatigue syndrome*)
#3.	((myalgic adj (encephalomyelitis or encephalopathy)))
#4.	((((ME adj CFS) or (CFS adj ME)))
#5.	(post viral fatigue or post viral syndrome* or viral fatigue syndrome* or PVFS)
#6.	#1 OR #2 OR #3 OR #4 OR #5
#7.	(neurasthenic neuroses or epidemic neuromyasthenia or post infectious encephalomyelitis or neurataxia or neuroasthenia)
#8.	((atypical or simulating or resembling) adj poliomyelitis))
#9.	(chronic epstein Barr virus or chronic mononucleosis)
#10.	(xenotropic murine leukemia virus-related virus)
#11.	((((chronic fatigue and immune dysfunction syndrome*) or cfids or chronic fatigue-fibromyalgia syndrome* or chronic fatigue disorder* or Systemic Exertion Intolerance Disease or SEID or effort syndrome or post infectious fatigue))
#12.	(((((akureyri or iceland or tapanui or royal free or royal free hospital) adj disease*) or ((yuppie or yuppy or tapanui) adj flu)))
#13.	#7 OR #8 OR #9 OR #10 OR #11 OR #12
#14.	#6 or #13

2

3

1 Appendix C – Effectiveness evidence study selection

Figure 1: Flow chart of clinical study selection for the review of non-pharmacological interventions



2

3

4

1 Appendix D – Effectiveness evidence

2

Study	Al-Haggar 2006 ¹⁴
Study type	RCT (Patient randomised; Parallel)
Number of studies (number of participants)	1 (n=159)
Countries and setting	Conducted in Egypt; Setting: specifically designed CFS clinic run by three well-trained paediatric psychotherapists
Line of therapy	Unclear
Duration of study	Intervention time: 18 months
Method of assessment of guideline condition	Adequate method of assessment/diagnosis: diagnosed according to Fukuda 1994 criteria; evaluation included detailed history taking, clinical examination and routine laboratory investigations
Stratum	Children and young people; severity mixed or unclear: age range 10-14 years, meeting Fukuda 1994 criteria (no further detail on severity)
Subgroup analysis within study	Not applicable: NA
Inclusion criteria	Screened positive for chronic fatigue using a questionnaire (The American Academy of Family Physician 1994-2005); detailed history taking, thorough clinical examination and routine laboratory investigations to rule out organic disease; >10 years old; complained of severe fatigue symptoms for >6 months; functional impairment of CIS >40%
Exclusion criteria	Exclusionary criteria of Fukuda; any unexplained physical or laboratory finding must have been resolved before further classification

Recruitment/selection of patients	Recruited from health records and attendance profiles of students in Egyptian schools of Eastern Province, Saudi Arabia and referral by family doctors, general practitioners and physicians
Age, gender and ethnicity	Age - Mean (SD): intervention group 13.1 (3.2) years; control group 11.9 (2.4) years. Gender (M: F): 25/67. Ethnicity: not reported
Further population details	-
Indirectness of population	Serious indirectness: 1994 CDC criteria used; PEM is not a compulsory feature.
Interventions	<p>(n=81) Intervention 1: Psychological and behavioural interventions - CBT. CBT + Biofeedback: 40-60 sessions once or twice a week then tapered gradually depending on fatigue severity. Sessions included patients and their families. Contact maintained between families and psychotherapists by phone and email to answer queries. Patients were trained to improve their health using signals from their own bodies; biofeedback machines (most commonly muscle monitors and freeze framer for treatment of muscle aches and headache) gave information about internal body functions to direct the progress of CBT. Patients trained to perform relaxation exercises, to identify circumstances that trigger symptoms, to avoid or cope with these stressful events, to change habits and in self-control. Treatment protocols adopted according to activity pattern - active patients who had periods of activity and rest were advised to limit activity and build up gradually, passive patients who spent most of the time at home were assured that activity wouldn't aggravate their symptoms and advised to undergo gradual building up by performing recreational exercises usually in the form of variable non-exhausting walks. Duration 18 months. Concurrent medication/care: Psychotherapists were responsible for arrangement and formulation of all types of therapy; sometimes they consult family doctors for medical treatment of isolated systemic symptoms. No psychotherapeutic drugs were used. Indirectness: No indirectness; Indirectness comment: NA Further details: 1. type of intervention: intervention delivered by experienced or specialist CFS practitioners specifically designed for ME/CFS (specifically designed CFS clinic; CBT focused on CFS).</p> <p>(n=78) Intervention 2: usual care - standard medical care. Conservative and symptomatic treatment. Duration 18 months. Concurrent medication/care: Psychotherapists were responsible for arrangement and formulation of all types of therapy; sometimes they consult family doctors for medical treatment of isolated systemic symptoms. No psychotherapeutic drugs were used. Indirectness: No indirectness; Indirectness</p>

	comment: NA Further details: 1. type of intervention: Not applicable
Funding	Funding not stated
<p>RESULTS (NUMBERS ANALYSED) AND RISK OF BIAS FOR COMPARISON: CBT versus STANDARD MEDICAL CARE</p> <p>Protocol outcome 1: Fatigue at longest follow up available - Actual outcome for children; severity mixed or unclear: Fatigue Assessment Scale % at 18 months; Group 1: mean 32.2 percentage points (SD 3.8); n=50, Group 2: mean 46.5 percentage points (SD 14.2); n=42; Fatigue Assessment Scale 0-100 Top=High is poor outcome; Comments: Baseline values: intervention 54.8 (3.6), control 51.9 (4.3) Risk of bias: All domain - Very high, Selection - Low, Blinding - High, Incomplete outcome data - High, Outcome reporting - Low, Measurement - Low, Crossover - Low; Indirectness of outcome: No indirectness, Comments: NA; Baseline details: no statistically significant baseline differences in demographics or outcome measures; Group 1 Number missing: 31, Reason: lost to follow up due to non-compliance, travels, school examinations and other undetermined factors; Group 2 Number missing: 36, Reason: lost to follow up due to non-compliance, travels, school examinations and other undetermined factors; 4 excluded from analysis due to switching</p> <p>Protocol outcome 2: Return to school or work at longest follow up available - Actual outcome for children; severity mixed or unclear: School attendance (hours/month) at 18 months; Group 1: mean 92.8 hours (SD 18.4); n=50, Group 2: mean 66.6 hours (SD 22.8); n=42; Comments: Baseline values: intervention 64.4 (13.2), control 64.8 (14.5) Risk of bias: All domain - Very high, Selection - Low, Blinding - High, Incomplete outcome data - High, Outcome reporting - Low, Measurement - Low, Crossover - Low; Indirectness of outcome: No indirectness, Comments: NA; Baseline details: no statistically significant baseline differences in demographics or outcome measures; Group 1 Number missing: 31, Reason: lost to follow up due to non-compliance, travels, school examinations and other undetermined factors; Group 2 Number missing: 36, Reason: lost to follow up due to non-compliance, travels, school examinations and other undetermined factors; 4 excluded from analysis due to switching</p>	
Protocol outcomes not reported by the study	Quality of life at longest follow up available; Mortality at longest follow up available; General symptom scales longest follow up available; Physical functioning at longest follow up available; Cognitive function at longest follow up available; Psychological status at longest follow up available; Pain at longest follow up available; Sleep quality at longest follow up available; Adverse events at longest follow up available; Activity levels at longest follow up available; Exercise performance measure at longest follow up available

Study (subsidiary papers)	Broadbent 2016 ⁹³ (Broadbent 2013 ⁹⁵ , Broadbent 2017 ⁹⁴)
Study type	RCT (Patient randomised; Parallel)
Number of studies (number of participants)	1 (n=24)
Countries and setting	Conducted in Australia; Setting: primary care
Line of therapy	Unclear
Duration of study	Intervention time: 12 weeks
Method of assessment of guideline condition	Adequate method of assessment/diagnosis: diagnosis from participant's medical practitioner, according to the CDC 1994 criteria
Stratum	adults; severity mixed or unclear
Subgroup analysis within study	Not applicable
Inclusion criteria	A diagnosis of 'CFS' from the participant's medical practitioner, according to the CDC 1994 criteria, an age range of 18 to 65 years, the ability to communicate in English, and informed consent.
Exclusion criteria	Diagnosed cardiorespiratory, endocrine and metabolic conditions, current musculoskeletal injury that would make exercise participation hazardous;
Recruitment/selection of patients	Patients were recruited from the local community through advertisements at the Southern Cross University campus and Health Clinic, local medical clinics and hospitals, local newspapers, television and radio media.
Age, gender and ethnicity	Age - Mean (SD): 50.9 (10). Gender (M:F): 7/17. Ethnicity: not specified
Further population details	-

Extra comments	Mean time since diagnosis (SD) was 2.9 (2.6) years; pre intervention self-reported fatigue severity scores ranged between 15.8% (very low) and 100% (severe)
Indirectness of population	Serious indirectness: 1994 CDC criteria used; PEM is not a compulsory feature.
Interventions	<p>(n=8) Intervention 1: Exercise interventions - GET. The 12-week program consisted of GE using a spin cycle ergometer. The exercise sessions were conducted at the Southern Cross University fitness facility, three times per week. All sessions were supervised by an accredited exercise physiologist and postgraduate clinical exercise physiology students. The workloads were determined from the baseline VO₂ peak cycle test for each participant. Each exercise session consistent of a 5-min gentle warm-up of unloaded cycling, initially followed by a 10- to 15-min block of GE (load equivalent to 50% VO₂peak, RPE 3). Recommended cadence was between 50 and 70 rpm. Exercise sessions were progressed by increasing the duration of the session only as tolerated for each participant. The workload was not increased until participants had achieved three consecutive exercise sessions of 30 min in total with no increase in symptoms, and the increase was 10% of the current workload. If participants reported any increase in fatigue or other symptoms during post-exercise, the exercise intensity was reduced until participants felt able to manage progression. Duration 12 weeks. Concurrent medication/care: Each CFS participant completed a pre- and post-intervention incremental test on a cycle ergometer. The pre intervention test was to determine each participant's peak exercise heart rate (HR), VO₂, RER, RPE and power as a basis of their exercise session intensities. Participants completed a three minute warm up of unloaded cycling with the workload then increasing to 10 W/min until volitional exhaustion. Indirectness: No indirectness Further details: 1. type of intervention: Not reported/Unclear: All sessions were supervised by an accredited exercise physiologist and postgraduate clinical exercise physiology students.</p> <p>(n=8) Intervention 2: Exercise interventions - GET. The 12-week program consisted of IE using a spin cycle ergometer. The exercise sessions were conducted at the Southern Cross University fitness facility, three times per week. All sessions were supervised by an accredited exercise physiologist and postgraduate clinical exercise physiology students. The workloads were determined from the baseline VO₂ peak cycle test for each participant. Each exercise session consistent of a 5-min gentle warm-up of unloaded cycling, initially followed by a 10- to 15-min block of IE of 1 minute of moderate intensity cycling (60% VO₂peak, RPE 4-5) alternated with 1 minute of unloaded or very low-intensity cycling (30% VO₂peak, RPE 1-2). Recommended cadence was between 50 and 70 rpm. Exercise sessions were progressed by increasing the duration of the</p>

	<p>session only as tolerated for each participant. The workload was not increased until participants had achieved three consecutive exercise sessions of 30 min in total with no increase in symptoms, and the increase was 10% of the current workload. If participants reported any increase in fatigue or other symptoms during post-exercise, the exercise intensity was reduced until participants felt able to manage progression. Duration 12 weeks. Concurrent medication/care: Each CFS participant completed a pre- and post-intervention incremental test on a cycle ergometer. The pre intervention test was to determine each participant's peak exercise heart rate (HR), VO₂, RER, RPE and power as a basis of their exercise session intensities. Participants completed a three minute warm up of unloaded cycling with the workload then increasing to 10 W/min until volitional exhaustion. Indirectness: No indirectness Further details: 1. type of intervention: Not reported/Unclear: All sessions were supervised by an accredited exercise physiologist and postgraduate clinical exercise physiology students.</p> <p>(n=8) Intervention 3: usual care - standard medical care. Participants were asked to follow the advice of their medical practitioner (rest and maintaining activity for daily activities) and not engage in any other physical activity during the study. Duration 12 weeks. Concurrent medication/care: not specified. Indirectness: No indirectness Further details: not applicable</p>
Funding	Other (the O.J. and J.R. Wicking Trust and Mason Foundation)
<p>RESULTS (NUMBERS ANALYSED) AND RISK OF BIAS FOR COMPARISON: GRADED EXERCISE (GE) versus INTERMITTENT EXERCISE (IE)</p> <p>Protocol outcome 1: Exercise performance measure at longest follow up available - Actual outcome for Severity and age mixed or unclear: VO₂peak (mL/kg/min) at 12 weeks post intervention; Group 1: mean 23.2 (SD 4); n=8, Group 2: mean 24.5 (SD 7); n=8; Comments: VO₂ peak refers to Aerobic capacity Risk of bias: All domain - High, Selection - High, Blinding - Low, Incomplete outcome data - High, Outcome reporting - Low, Measurement - Low, Crossover - Low, Subgroups - Low, Other 1 - Low; Indirectness of outcome: No indirectness; Baseline details: Baseline differences in fatigue severity scores that could potentially be confounding; Blinding details: It was not possible to blind participants and caregivers due to the nature of the interventions but this is unlikely to have influences the outcome; Group 1 Number missing: unclear, Reason: not specified; Group 2 Number missing: unclear, Reason: not specified - Actual outcome for Severity and age mixed or unclear: Peak power (W) at 12 weeks post intervention; Group 1: mean 102 (SD 15); n=8, Group 2: mean 108.8 (SD 12); n=8</p>	

Risk of bias: All domain - Very high, Selection - Very high, Blinding - Low, Incomplete outcome data - High, Outcome reporting - Low, Measurement - Low, Crossover - Low, Subgroups - Low, Other 1 - Low; Indirectness of outcome: No indirectness; Baseline details: Baseline resting peak power (W) scores (mean (SD)) are: 96.2 (11) vs 100 (14) for GE and IE groups respectively and there are additional baseline differences in fatigue severity scores that could potentially be confounding; Blinding details: It was not possible to blind participants and caregivers due to the nature of the interventions but this is unlikely to have influences the outcome; Group 1 Number missing: unclear, Reason: not specified; Group 2 Number missing: unclear, Reason: not specified

- Actual outcome for Severity and age mixed or unclear: V Epeak (L/min) at 12 weeks post intervention; Group 1: mean 52.7 (SD 14); n=8, Group 2: mean 58.4 (SD 11); n=8; Comments: not defined but probably refers to peak expiratory flow i.e. person's maximum speed of expiration.

Risk of bias: All domain - Very high, Selection - Very high, Blinding - Low, Incomplete outcome data - High, Outcome reporting - Low, Measurement - High, Crossover - Low, Subgroups - Low, Other 1 - Low; Indirectness of outcome: No indirectness; Baseline details: Baseline resting HR scores (mean (SD)) are: 44.5 (11) vs 48.5 (13) for GE and IE group respectively and there are additional baseline differences in fatigue severity scores that could potentially be confounding; Blinding details: It was not possible to blind participants and caregivers due to the nature of the interventions but this is unlikely to have influences the outcome; Group 1 Number missing: unclear, Reason: not specified; Group 2 Number missing: unclear, Reason: not specified

- Actual outcome for Severity and age mixed or unclear: Elapsed test time (min) at 12 weeks post intervention; Group 1: mean 11.9 (SD 2); n=8, Group 2: mean 12.9 (SD 3); n=8

Risk of bias: All domain - High, Selection - High, Blinding - Low, Incomplete outcome data - High, Outcome reporting - Low, Measurement - Low, Crossover - Low, Subgroups - Low, Other 1 - Low; Indirectness of outcome: No indirectness; Baseline details: Baseline differences in fatigue severity scores that could potentially be confounding; Blinding details: It was not possible to blind participants and caregivers due to the nature of the interventions but this is unlikely to have influences the outcome; Group 1 Number missing: unclear, Reason: not specified; Group 2 Number missing: unclear, Reason: not specified

RESULTS (NUMBERS ANALYSED) AND RISK OF BIAS FOR COMPARISON: GRADED EXERCISE (GE) versus STANDARD CARE

Protocol outcome 1: Exercise performance measure at longest follow up available

- Actual outcome for Severity and age mixed or unclear: VO₂peak (mL/kg/min) at 12 weeks post intervention; Group 1: mean 23.2 (SD 4); n=8, Group 2: mean 19.7 (SD 8); n=8

Risk of bias: All domain - High, Selection - High, Blinding - Low, Incomplete outcome data - High, Outcome reporting - Low, Measurement - Low, Crossover - Low, Subgroups - Low, Other 1 - Low; Indirectness of outcome: No indirectness; Baseline details: Baseline differences in mean (SD) Body mass (kg): 69 (15) vs 78.7. Weight is related to various factors including age, height and muscle mass, but considering that mean age and height are similar between the groups, baseline differences in body mass could potentially be confounding; Blinding details: It was not possible to blind participants and caregivers due to the nature of the interventions but this is unlikely to have influences the outcome; Group 1 Number missing: unclear, Reason: not specified; Group 2 Number missing: unclear, Reason: not specified

- Actual outcome for Severity and age mixed or unclear: Peak power (W) at 12 weeks post intervention; Group 1: mean 102.5 (SD 15); n=8, Group 2: mean 94.2 (SD 39); n=8

Risk of bias: All domain - Very high, Selection - Very high, Blinding - Low, Incomplete outcome data - High, Outcome reporting - Low, Measurement - Low, Crossover - Low, Subgroups - Low, Other 1 - Low; Indirectness of outcome: No indirectness; Baseline details: Baseline differences in Body mass (kg) potentially confounding since mean age and height were similar; baseline peak power scores: 96.2 (11) vs 92.7 (33) for GE vs UC groups respectively; Blinding details: It was not possible to blind participants and caregivers due to the nature of the interventions but this is unlikely to have influences the outcome; Group 1 Number missing: unclear, Reason: not specified; Group 2 Number missing: unclear, Reason: not specified

- Actual outcome for Severity and age mixed or unclear: V Epeak (L/min) at 12 weeks post intervention; Group 1: mean 52.7 (SD 14); n=8, Group 2: mean 44.7 (SD 14); n=8; Comments: not defined but probably refers to peak expiratory flow i.e. person's maximum speed of expiration.

Risk of bias: All domain - Very high, Selection - High, Blinding - Low, Incomplete outcome data - High, Outcome reporting - Low, Measurement - High, Crossover - Low, Subgroups - Low, Other 1 - Low; Indirectness of outcome: No indirectness; Baseline details: Baseline differences in mean (SD) Body mass (kg): 69 (15) vs 78.7 (22). Weight is related to various factors including age, height and muscle mass, but considering that mean age and height are similar between the groups, baseline differences in body mass could potentially be confounding. ; Blinding details: It was not possible to blind participants and caregivers due to the nature of the interventions but this is unlikely to have influences the outcome; Group 1 Number missing: unclear, Reason: not specified; Group 2 Number missing: unclear, Reason: not specified

- Actual outcome for Severity and age mixed or unclear: Elapsed test time (min) at 12 weeks post intervention; Group 1: mean 11.9 (SD 2); n=8, Group 2: mean 11.3 (SD 4); n=8

Risk of bias: All domain - High, Selection - High, Blinding - Low, Incomplete outcome data - High, Outcome reporting - Low, Measurement - Low, Crossover - Low, Subgroups - Low, Other 1 - Low; Indirectness of outcome: No indirectness; Baseline details: Baseline differences in baseline body mass (kg) which due to age and height being similar, could potentially be confounding; Blinding details: It was not possible to blind participants and caregivers due to the nature of the interventions but this is unlikely to have influences the outcome; Group 1 Number missing: unclear, Reason: not specified; Group 2 Number missing: unclear, Reason: not specified

RESULTS (NUMBERS ANALYSED) AND RISK OF BIAS FOR COMPARISON: INTERMITTENT EXERCISE (IE) versus STANDARD CARE

Protocol outcome 1: Exercise performance measure at longest follow up available

- Actual outcome for Severity and age mixed or unclear: VO₂peak (ml/kg/min) at 12 weeks post intervention; Group 1: mean 24.5 (SD 7); n=8, Group 2: mean 19.7 (SD 8); n=8

Risk of bias: All domain - High, Selection - High, Blinding - Low, Incomplete outcome data - High, Outcome reporting - Low, Measurement - Low, Crossover - Low, Subgroups - Low, Other 1 - Low; Indirectness of outcome: No indirectness; Baseline details: Baseline differences in fatigue severity scores (related to implications of fatigue on daily living): 71.6% (23.7%) vs 85.1% (10.8%) could indicate different disease severity between groups; Blinding details: It was

not possible to blind participants and caregivers due to the nature of the interventions but this is unlikely to have influences the outcome; Group 1 Number missing: unclear, Reason: not specified; Group 2 Number missing: unclear, Reason: not specified

- Actual outcome for Severity and age mixed or unclear: Peak power (W) at 12 weeks post intervention; Group 1: mean 108.8 (SD 12); n=8, Group 2: mean 94.2 (SD 39); n=8

Risk of bias: All domain - Very high, Selection - Very high, Blinding - Low, Incomplete outcome data - High, Outcome reporting - Low, Measurement - Low, Crossover - Low, Subgroups - Low, Other 1 - Low; Indirectness of outcome: No indirectness; Baseline details: Baseline outcome scores (mean (SD)) are: 100 (14) vs 92.7 (33) for IE and UC group; baseline differences in fatigue severity scores (related to implications of fatigue on daily living): 71.6% (23.7%) vs 85.1% (10.8%) could indicate different disease severity between groups; Blinding details: It was not possible to blind participants and caregivers due to the nature of the interventions but this is unlikely to have influences the outcome; Group 1 Number missing: unclear, Reason: not specified; Group 2 Number missing: unclear, Reason: not specified

- Actual outcome for Severity and age mixed or unclear: V Epeak (L/min) at 12 weeks post intervention; Group 1: mean 58.4 (SD 11); n=8, Group 2: mean 44.7 (SD 14); n=8

Risk of bias: All domain - Very high, Selection - Very high, Blinding - Low, Incomplete outcome data - High, Outcome reporting - Low, Measurement - Low, Crossover - Low, Subgroups - Low, Other 1 - Low; Indirectness of outcome: No indirectness; Baseline details: Baseline outcome scores (mean (SD)) are: 43.4(15) vs 48.5 (13) for IE and UC group; baseline differences in fatigue severity scores (related to implications of fatigue on daily living): 71.6% (23.7%) vs 85.1% (10.8%) could indicate different disease severity between groups; Blinding details: It was not possible to blind participants and caregivers due to the nature of the interventions but this is unlikely to have influences the outcome; Group 1 Number missing: unclear, Reason: not specified; Group 2 Number missing: unclear, Reason: not specified

- Actual outcome for Severity and age mixed or unclear: Elapsed test time (min) at 12 weeks post intervention; Group 1: mean 12.9 (SD 3); n=8, Group 2: mean 11.3 (SD 4); n=8

Risk of bias: All domain - High, Selection - High, Blinding - Low, Incomplete outcome data - High, Outcome reporting - Low, Measurement - Low, Crossover - Low, Subgroups - Low, Other 1 - Low; Indirectness of outcome: No indirectness; Baseline details: Baseline differences in fatigue severity scores (related to implications of fatigue on daily living): 71.6% (23.7%) vs 85.1% (10.8%) could indicate different disease severity between groups; Blinding details: It was not possible to blind participants and caregivers due to the nature of the interventions but this is unlikely to have influences the outcome; Group 1 Number missing: unclear, Reason: not specified; Group 2 Number missing: unclear, Reason: not specified

Protocol outcomes not reported by the study

Quality of life at longest follow up available; Mortality at longest follow up available; General symptom scales longest follow up available; Fatigue at longest follow up available; Physical functioning at longest follow up available; Cognitive function at longest follow up available; Psychological status at longest follow up available; Pain at longest follow up available; Sleep quality at longest follow up available; Adverse events at longest follow up available; activity levels at longest follow up available; Return to school or work at longest follow up available

1

Study	Brouwers 2002 ⁹⁹
Study type	RCT (Patient randomised; Parallel)
Number of studies (number of participants)	1 (n=53)
Countries and setting	Conducted in Netherlands; Setting: not reported
Line of therapy	Unclear
Duration of study	Intervention + follow up: 12 weeks (2 weeks for baseline measurements + 10 week intervention)
Method of assessment of guideline condition	Adequate method of assessment/diagnosis: clinical diagnosis of CFS according to 1994 CDC criteria
Stratum	adults; severity mixed or unclear: minimum age for participation was 18 years; minimum fatigue severity scores for participation were 40 on the subscale subjective fatigue of the Checklist Individual Strength and disability scores were 750 on the total Sickness Impact Profile disability scores
Subgroup analysis within study	Not applicable: NA
Inclusion criteria	Had to fulfill the 1994 CDC criteria for chronic fatigue syndrome; high fatigue severity scores (CIS-fatigue ≥ 40) and high disability scores (SIP8-total ≥ 750); age ≥ 18 years
Exclusion criteria	Pregnant or lactating women; patients with intolerance for lactose; patients who used experimental medication; during the trial, patients were not allowed to take vitamins and minerals (other than the trial supplements) and the use of vitamins and other supplements had to be discontinued 4 weeks prior to entry into the study

Recruitment/selection of patients	All patients were recruited from a database of the department of General Internal Medicine of a single University Medical Center. The database consisted of clinically diagnosed CFS patients who at the time of diagnosis indicated that they were interested in participating in research projects.
Age, gender and ethnicity	Age - Mean (SD): 39.3 (10.3) years. Gender (M:F): 16/37. Ethnicity: not reported
Further population details	-
Indirectness of population	Serious indirectness: 1994 CDC criteria used; PEM is not a compulsory feature.
Interventions	<p>(n=27) Intervention 1: dietary supplementation. Nutritional supplement (125ml) containing several vitamins, minerals and coenzymes, specifically developed to have a high antioxidative capacity, twice daily. Duration 10 weeks. Concurrent medication/care: During the trial, patients were not allowed to take vitamins and minerals (other than the trial supplements). Indirectness: No indirectness; Indirectness comment: NA Further details: 1. type of intervention: Not applicable</p> <p>(n=26) Intervention 2: placebo or sham - placebo. Identical appearing placebo (125ml) twice daily. Duration 10 weeks. Concurrent medication/care: During the trial, patients were not allowed to take vitamins and minerals (other than the trial supplements). Indirectness: No indirectness; Indirectness comment: NA Further details: 1. type of intervention: Not applicable</p>
Funding	Equipment / drugs provided by industry (Numico Research BV (includes Nutricia, Milupa, Cow&Gate, SHS, GNC, Unicity Network, Rexall Sundown, Biodermal and Galenco))

RESULTS (NUMBERS ANALYSED) AND RISK OF BIAS FOR COMPARISON: POLYNUTRIENT SUPPLEMENT versus PLACEBO/SHAM

Protocol outcome 1: Quality of life at longest follow up available

- Actual outcome for adults; severity mixed or unclear: Self-reported improvement in severity of complaints (number reporting completely recovered) at 12 weeks; Group 1: 0/27, Group 2: 0/26

Risk of bias: All domain - Very high, Selection - High, Blinding - Low, Incomplete outcome data - Low, Outcome reporting - High, Measurement - Low, Crossover - Low; Indirectness of outcome: No indirectness, Comments: NA; Group 1 Number missing: 1, Reason: unclear; Group 2 Number missing: 0, Reason: unclear

- Actual outcome for adults; severity mixed or unclear: Self-reported improvement in severity of complaints (number reporting improved) at 12 weeks; Group 1: 5/27, Group 2: 4/26; Comments: numbers calculated from percentages

Risk of bias: All domain - Very high, Selection - High, Blinding - Low, Incomplete outcome data - Low, Outcome reporting - High, Measurement - Low, Crossover - Low; Indirectness of outcome: No indirectness, Comments: NA; Group 1 Number missing: 1, Reason: unclear; Group 2 Number missing: 0, Reason: unclear

- Actual outcome for adults; severity mixed or unclear: Self-reported improvement in severity of complaints (number reporting similar) at 12 weeks; Group 1: 21/27, Group 2: 18/26; Comments: numbers calculated from percentages

Risk of bias: All domain - Very high, Selection - High, Blinding - Low, Incomplete outcome data - Low, Outcome reporting - High, Measurement - Low, Crossover - Low; Indirectness of outcome: No indirectness, Comments: NA; Group 1 Number missing: 1, Reason: unclear; Group 2 Number missing: 0, Reason: unclear

- Actual outcome for adults; severity mixed or unclear: Self-reported improvement in severity of complaints (number reporting worse) at 12 weeks; Group 1: 1/27, Group 2: 0/26; Comments: numbers calculated from percentages

Risk of bias: All domain - Very high, Selection - High, Blinding - Low, Incomplete outcome data - Low, Outcome reporting - High, Measurement - Low, Crossover - Low; Indirectness of outcome: No indirectness, Comments: NA; Group 1 Number missing: 1, Reason: unclear; Group 2 Number missing: 0, Reason: unclear

Protocol outcome 2: General symptom scales longest follow up available

- Actual outcome for adults; severity mixed or unclear: Sickness Impact Profile-8 at 12 weeks; Group 1: mean 1650 (SD 543); n=27, Group 2: mean 1710 (SD 644); n=26; Sickness Impact Profile-8 not reported Top=High is poor outcome; Comments: Baseline values: poly nutrient supplement 1911 (666), placebo 1811 (683)

Risk of bias: All domain - High, Selection - High, Blinding - Low, Incomplete outcome data - Low, Outcome reporting - Low, Measurement - Low, Crossover - Low; Indirectness of outcome: No indirectness, Comments: NA; Group 1 Number missing: 1, Reason: unclear; Group 2 Number missing: 0, Reason: unclear

Protocol outcome 3: Fatigue at longest follow up available

- Actual outcome for adults; severity mixed or unclear: Checklist Individual Strength (fatigue sub scale) at 12 weeks; Group 1: mean 48.6 (SD 7.4); n=27, Group 2: mean 48.2 (SD 7.6); n=26; Checklist Individual Strength fatigue sub scale 8-56 Top=High is poor outcome; Comments: Baseline values: supplement 51.4 (4.2), placebo 51.3 (3.6)

Risk of bias: All domain - High, Selection - High, Blinding - Low, Incomplete outcome data - Low, Outcome reporting - Low, Measurement - Low, Crossover - Low; Indirectness of outcome: No indirectness, Comments: NA; Group 1 Number missing: 1, Reason: unclear; Group 2 Number missing: 0, Reason: unclear

Protocol outcome 4: Adverse events at longest follow up available

- Actual outcome for adults; severity mixed or unclear: nausea at 12 weeks; Group 1: 3/27, Group 2: 0/26

Risk of bias: All domain - Very high, Selection - High, Blinding - Low, Incomplete outcome data - Low, Outcome reporting - Low, Measurement - High, Crossover - Low; Indirectness of outcome: No indirectness, Comments: NA; Group 1 Number missing: 1, Reason: unclear; Group 2 Number missing: 0, Reason: unclear

Protocol outcome 5: Activity levels at longest follow up available

- Actual outcome for adults; severity mixed or unclear: Actometer score (average score over 2 weeks) at 12 weeks; Group 1: mean 57.2 accelerations (SD 14.6); n=27, Group 2: mean 65.6 accelerations (SD 22.4); n=26; activity level 0-300 Top=High is good outcome; Comments: Baseline values: supplement 62.9 (17.9), placebo 65.8 (19.4)

Risk of bias: All domain - High, Selection - High, Blinding - Low, Incomplete outcome data - Low, Outcome reporting - Low, Measurement - Low, Crossover - Low; Indirectness of outcome: No indirectness, Comments: NA; Group 1 Number missing: 1, Reason: unclear; Group 2 Number missing: 0, Reason: unclear

Protocol outcomes not reported by the study

Mortality at longest follow up available; Physical functioning at longest follow up available; Cognitive function at longest follow up available; Psychological status at longest follow up available; Pain at longest follow up available; sleep quality at longest follow up available; Return to school or work at longest follow up available; Exercise performance measure at longest follow up available

Study (subsidiary papers)	Castro-Marrero 2016 ¹²⁶ (Castro-Marrero 2015 ¹²⁴)
Study type	RCT (Patient randomised; Parallel)
Number of studies (number of participants)	1 (n=80)
Countries and setting	Conducted in Spain; Setting: single tertiary referral center
Line of therapy	Unclear
Duration of study	Intervention time: 8 weeks
Method of assessment of guideline condition	Adequate method of assessment/diagnosis: 1994 CDC case criteria
Stratum	adults; severity mixed or unclear: age between 18 and 65 years with a confirmed diagnosis of CFS according to 1994 CDC case criteria
Subgroup analysis within study	Not applicable: NA
Inclusion criteria	Female sex, age between 18 and 65 years with a confirmed diagnosis of CFS according to 1994 CDC case criteria; all participants had a resting radial pulse rate between 50 and 100 bpm, systolic blood pressure between 100 and 140 mmHg and diastolic blood pressure between 50 and 90 Hg
Exclusion criteria	Contraindication of an ergometer exercise test, participation in other trials in the 30 days prior to inclusion, intake of any drug or banned substances (statins, dietary supplements, anti-hypertension or beta-blocker drugs), pregnancy or breast-feeding, secondary hypertension, hepatobiliary tract disease that might alter CoQ10 bio availability, cardiovascular or pulmonary disorder (unstable angina pectoris, heart failure, life-threatening arrhythmia) that might interfere with maximal exercise testing, and inability to communicate and comply with all study requirements.

Recruitment/selection of patients	Not reported
Age, gender and ethnicity	Age - Mean (SD): 49.2 ± 7.8 years. Gender (M:F): 0/80. Ethnicity: not reported
Further population details	-
Indirectness of population	Serious indirectness: 1994 CDC criteria used; PEM is not a compulsory feature.
Interventions	<p>(n=40) Intervention 1: dietary supplementation - co-enzyme Q10. CoQ10 plus nicotinamide adenine dinucleotide in enteric-coated tablets (50 mg of CoQ10 and 5 mg of NADH) and excipients (20 mg of phosphatidylserine and 40 mg of vitamin C), two tablets twice daily. Duration 8 weeks. Concurrent medication/care: Standard therapy. Participants were instructed to avoid taking any additional supplements containing CoQ10, NADH, phosphatidylserine and vitamin C during the study. Indirectness: No indirectness; Indirectness comment: NA Further details: 1. type of intervention: Not applicable</p> <p>(n=40) Intervention 2: placebo or sham - placebo/sham. Identical appearing enteric coated tablets without active ingredients and containing only excipients, two tablets twice daily. Duration 8 weeks. Concurrent medication/care: Standard therapy. Participants were instructed to avoid taking any additional supplements containing CoQ10, NADH, phosphatidylserine and vitamin C during the study. Indirectness: No indirectness; Indirectness comment: NA Further details: 1. type of intervention: Not applicable</p>
Funding	Principal author funded by industry (lead author received financial support from Vitae Natural Nutrition Co., S.L, who also supplied the study tablets)

RESULTS (NUMBERS ANALYSED) AND RISK OF BIAS FOR COMPARISON: CO-ENZYME Q10 versus PLACEBO/SHAM

Protocol outcome 1: Fatigue at longest follow up available

- Actual outcome for adults; severity mixed or unclear: Fatigue index scale total score

at 8 weeks; Group 1: mean 124.4 (SD 23.4); n=39, Group 2: mean 132.3 (SD 20.7); n=34; Fatigue index scale 0-160 Top=High is poor outcome; Comments: Baseline values: supplement group 131.9 (18.9), placebo group 136 (16)

Risk of bias: All domain - High, Selection - Low, Blinding - Low, Incomplete outcome data - High, Outcome reporting - Low, Measurement - Low, Crossover - Low; Indirectness of outcome: No indirectness, Comments: NA; Group 1 Number missing: 1, Reason: lost to follow up; Group 2 Number missing: 6, Reason: refusal to participate (n=2), loss of a cycling ergometer test (n=1), adverse events (n=3)

Protocol outcome 2: Pain at longest follow up available

- Actual outcome for adults; severity mixed or unclear: McGill pain questionnaire - sensory sub scale at 8 weeks; Group 1: mean 21.8 (SD 6); n=39, Group 2: mean 17.7 (SD 7.4); n=34; McGill pain questionnaire sensory sub scale 0-33 Top=High is poor outcome; Comments: Baseline values: supplement group 20.2 (4.7), placebo 22.1 (5.6)

Risk of bias: All domain - High, Selection - Low, Blinding - Low, Incomplete outcome data - High, Outcome reporting - Low, Measurement - Low, Crossover - Low; Indirectness of outcome: No indirectness, Comments: NA; Group 1 Number missing: 1, Reason: lost to follow up; Group 2 Number missing: 6, Reason: refusal to participate (n=2), loss of a cycling ergometer test (n=1), adverse events (n=3)

- Actual outcome for adults; severity mixed or unclear: McGill pain questionnaire - affective sub scale at 8 weeks; Group 1: mean 8.9 (SD 3.1); n=39, Group 2: mean 6.8 (SD 3.6); n=34; McGill pain questionnaire affective sub scale 0-12 Top=High is poor outcome; Comments: Baseline values: supplement group 8.5 (2.6), placebo group 8.8 (3.1)

Risk of bias: All domain - High, Selection - Low, Blinding - Low, Incomplete outcome data - High, Outcome reporting - Low, Measurement - Low, Crossover - Low; Indirectness of outcome: No indirectness, Comments: NA; Group 1 Number missing: 1, Reason: lost to follow up; Group 2 Number missing: 6, Reason: refusal to participate (n=2), loss of a cycling ergometer test (n=1), adverse events (n=3)

Protocol outcome 3: Sleep quality at longest follow up available

- Actual outcome for adults; severity mixed or unclear: Global Pittsburgh sleep quality index at 8 weeks; Group 1: mean 15.8 (SD 4.5); n=39, Group 2: mean 14.9 (SD 2.7); n=34; Pittsburgh sleep quality index 0-21 Top=High is poor outcome; Comments: Baseline values: supplement group 14.6 (3.4), placebo group 15.9 (3.2)

Risk of bias: All domain - High, Selection - Low, Blinding - Low, Incomplete outcome data - High, Outcome reporting - Low, Measurement - Low, Crossover - Low; Indirectness of outcome: No indirectness, Comments: NA; Group 1 Number missing: 1, Reason: lost to follow up; Group 2 Number missing: 6, Reason: refusal to participate (n=2), loss of a cycling ergometer test (n=1), adverse events (n=3)

Protocol outcome 4: Adverse events at longest follow up available

- Actual outcome for adults; severity mixed or unclear: adverse events at 8 weeks; Group 1: 0/40, Group 2: 3/40; Comments: adverse events: abdominal pain and discomfort (n=2), orthostatic intolerance (n=1), moderate and considered unrelated to placebo

Risk of bias: All domain - Low, Selection - Low, Blinding - Low, Incomplete outcome data - Low, Outcome reporting - Low, Measurement - Low, Crossover - Low; Indirectness of outcome: No indirectness, Comments: NA; Group 1 Number missing: 0; Group 2 Number missing: 0, Reason:

Protocol outcome 5: Exercise performance measure at longest follow up available

- Actual outcome for adults; severity mixed or unclear: Workload (km/h) during an incremental cycle ergometer stress test at 8 weeks; Group 1: mean 93.2 km/hr (SD 21.4); n=40, Group 2: mean 88.8 km/hr (SD 19.7); n=40; workload NA Top=High is good outcome; Comments: Baseline values: supplement group 92.8 (20.7), placebo group 91.9 (21.7)

Risk of bias: All domain - High, Selection - Low, Blinding - Low, Incomplete outcome data - High, Outcome reporting - Low, Measurement - Low, Crossover - Low; Indirectness of outcome: No indirectness, Comments: NA; Group 1 Number missing: 1, Reason: lost to follow up; Group 2 Number missing: 6, Reason: refusal to participate (n=2), loss of a cycling ergometer test (n=1), adverse events (n=3)

-Actual outcome for adults; severity mixed or unclear: VO2 max during an incremental cycle ergometer stress test at 8 weeks; Group 1: mean 18.6 (SD 3.2); n=40, Group 2: mean 18.6 (SD 3.8); n=40; VO2 max; Comments: Baseline values: supplement group 19.4 (4.3), placebo group 19.7 (3.3)

Risk of bias: All domain - High, Selection - Low, Blinding - Low, Incomplete outcome data - High, Outcome reporting - Low, Measurement - Low, Crossover - Low; Indirectness of outcome: No indirectness, Comments: NA; Group 1 Number missing: 1, Reason: lost to follow up; Group 2 Number missing: 6, Reason: refusal to participate (n=2), loss of a cycling ergometer test (n=1), adverse events (n=3)

Protocol outcomes not reported by the study

Quality of life at longest follow up available; Mortality at longest follow up available; General symptom scales longest follow up available; Activity levels at longest follow up available; Return to school or work at longest follow up available; Physical functioning at longest follow up available; Cognitive function at longest follow up available; Psychological status at longest follow up available

Study (subsidiary papers)	Chalder 2010 ¹³⁸ (Lloyd 2012 ⁴⁵²)
Study type	RCT (Patient randomised; Parallel)
Number of studies (number of participants)	2 (n=63)
Countries and setting	Conducted in United Kingdom; Setting: unclear
Line of therapy	Unclear
Duration of study	Intervention + follow up: 24 months
Method of assessment of guideline condition	Adequate method of assessment/diagnosis: fulfilled either the Oxford or CDC (Centers for Disease Control and Prevention) criteria for CFS. All were investigated by a paediatrician, prior to referral, to exclude alternative causes for their fatigue. A clinical assessment involving all members of the family took place to establish whether the adolescent had 'CFS/ME' according to either the CDC or Oxford criteria.
Stratum	Children and young people; severity mixed or unclear: between the ages of 11 and 18 years; fulfilling either the Oxford or CDC criteria for CFS - no further detail on severity
Subgroup analysis within study	Not applicable: NA
Inclusion criteria	Fulfilled either the Oxford or CDC (Centers for Disease Control and Prevention) criteria for CFS
Exclusion criteria	Major depression, somatization disorder, conversion disorder, history of self-harm or an identifiable disease that could have contributed to illness, made on the basis of a clinical assessment by an experienced therapist. Patients taking anti-depressants were not excluded. However, they had to be on a stable dose for 3 months before entering the trial.
Recruitment/selection of patients	Referred to King's College Hospital London by their general practitioner or consultant paediatrician for an assessment of their CFS screened for inclusion

Age, gender and ethnicity	Age - Median (IQR): 15 (14-17) years. Gender (M:F): 20/43. Ethnicity: not reported
Further population details	-
Indirectness of population	Serious indirectness: 1994 CDC/Oxford criteria used; PEM is not a compulsory feature.
Interventions	<p>(n=32) Intervention 1: Psychological and behavioural interventions - CBT. 13 x 1-h sessions of CBT every 2 weeks. Treatment protocol adapted from that used in a trial of CBT for CFS in adults (Deale et al. 1997), taking into account the specific needs of this age group. Particular emphasis placed on building a rapport with all members of the family and establishing a collaborative relationship. Involved encouraging the participant to achieve a balance between activity and rest; gradually increasing activities including home, social and school life; establishing a sleep routine; addressing beliefs such as fear regarding the relative benefits of activity and/or exercise, high self-expectations and all-or-nothing thinking; encouraging individuals within the family to express their own views about the illness and agreeing a way forward and paying attention to relapse prevention. The parent providing the majority of the care was supported as the adolescents became more independent. Homework assignments were negotiated with participants at each session. A treatment guide, Self Help for Chronic Fatigue Syndrome: A Guide for Young People (Chalder & Husain, 2002), was given to the family. Therapists sought to maintain neutrality and acted as brokers in the not infrequent adolescent/parent disputes. Delivered by two trained and experienced cognitive behavioural psychotherapists. Duration 6 months. Concurrent medication/care: Close liaison with relevant school teachers and home tutors was initiated from the start of treatment and maintained throughout. Key issues for discussion were: endorsement of the reality of the condition, negotiating a graded return to school and for some reducing the number of subjects taken. In some cases, repeat years were negotiated. Anxieties about reintegrating with peer groups were addressed and some adolescents were supported in changing academic institutions altogether. In both groups the entire family was invited to the first session and the mother accompanied the child to every subsequent session. Other members of the family attended when they could. Indirectness: No indirectness; Indirectness comment: NA Further details: 1. type of intervention: Not stated / Unclear (CBT designed for CFS but unclear whether therapists were specialised/experienced in CFS).</p> <p>(n=31) Intervention 2: self-management - pacing. Psycho-education: 4 sessions over a 6-month period. Content similar to CBT, but mode of delivery was didactic. Involved discussion, information giving and</p>

problem solving but specific homework assignments and cognitive restructuring not included. Families were not given a manual. Therapists ensured adherence to protocol by working from a checklist that included the following. (a) Gave the message that untreated CFS in adolescents has a good prognosis. (b) Presented a model of CFS that distinguished predisposing, precipitating and maintaining factors. (c) Introduced the concept of symptom management – that the way we manage our physical symptoms can make a difference to the outcome. Physical illness analogies such as heart disease were used to increase likelihood of engagement. (d) Gave advice on pacing and consistency of activity and rest, in order to break the vicious circle of symptom lead behaviour. (e) Gave advice on sleep management. (f) Conveyed the message that hurt does not equal harm – increased symptoms do not mean more pathology. (g) Advised clients to gradually build up activity over a period of months. Duration 6 months. Concurrent medication/care: Close liaison with relevant school teachers and home tutors was initiated from the start of treatment and maintained throughout. Key issues for discussion were: endorsement of the reality of the condition, negotiating a graded return to school and for some reducing the number of subjects taken. In some cases, repeat years were negotiated. Anxieties about reintegrating with peer groups were addressed and some adolescents were supported in changing academic institutions altogether. In both groups the entire family was invited to the first session and the mother accompanied the child to every subsequent session. Other members of the family attended when they could. Indirectness: No indirectness; Indirectness comment: NA Further details: 1. type of intervention: Not stated / Unclear (designed for CFS but unclear whether therapists were specialised/experienced in CFS).

Funding	Academic or government funding (NHS Executive London Region Office)
---------	---

RESULTS (NUMBERS ANALYSED) AND RISK OF BIAS FOR COMPARISON: FAMILY FOCUSED CBT versus PSYCHO-EDUCATION

Protocol outcome 1: General symptom scales longest follow up available
 - Actual outcome for Severity and age mixed or unclear: Self-reported global improvement - much better or very much better at 24 months; Group 1: 19/24, Group 2: 18/20; Comments: numbers calculated from percentages reported in the follow up paper
 Risk of bias: All domain - Very high, Selection - High, Blinding - High, Incomplete outcome data - High, Outcome reporting - High, Measurement - Low, Crossover - Low; Indirectness of outcome: No indirectness, Comments: NA; Baseline details: physical functioning and school attendance were worse in the psycho-education group whereas the duration of fatigue symptoms was longer in the CBT group; Group 1 Number missing: 8, Reason: unclear; Group 2 Number missing: 11, Reason: unclear
 - Actual outcome for Severity and age mixed or unclear: Strengths and Difficulties Questionnaire at 24 months; Group 1: mean 9.63 (SD 4.28); n=24,

Group 2: mean 13.61 (SD 4.24); n=20; Strengths and Difficulties Questionnaire 0-40 Top=High is poor outcome; Comments: Baseline values: CBT 15.16 (5.61), psycho-education 13.52 (4.64)

Risk of bias: All domain - Very high, Selection - High, Blinding - High, Incomplete outcome data - High, Outcome reporting - Low, Measurement - Low, Crossover - Low; Indirectness of outcome: No indirectness, Comments: NA; Baseline details: physical functioning and school attendance were worse in the psycho-education group whereas the duration of fatigue symptoms was longer in the CBT group; Group 1 Number missing: 8, Reason: unclear; Group 2 Number missing: 11, Reason: unclear

Protocol outcome 2: Fatigue at longest follow up available

- Actual outcome for Severity and age mixed or unclear: Chalder Fatigue Scale at 24 months; Group 1: mean 10.4 (SD 5.7); n=24, Group 2: mean 12.15 (SD 4.79); n=20; Chalder Fatigue Scale 0-33 Top=High is poor outcome; Comments: Baseline values: CBT 22.26 (5.71), psycho-education 29.43 (4.66)

Risk of bias: All domain - Very high, Selection - High, Blinding - High, Incomplete outcome data - High, Outcome reporting - Low, Measurement - Low, Crossover - Low; Indirectness of outcome: No indirectness, Comments: NA; Baseline details: physical functioning and school attendance were worse in the psycho-education group whereas the duration of fatigue symptoms was longer in the CBT group; Group 1 Number missing: 8, Reason: unclear; Group 2 Number missing: 11, Reason: unclear

Protocol outcome 3: Physical functioning at longest follow up available

- Actual outcome for Severity and age mixed or unclear: SF36 physical functioning at 24 months; Group 1: mean 76.79 (SD 29.81); n=24, Group 2: mean 71.2 (SD 27.99); n=20; SF36 physical functioning 0-100 Top=High is good outcome; Comments: Baseline values: CBT 51.25 (26.34), psycho-education 41.67 (24.34)

Risk of bias: All domain - Very high, Selection - High, Blinding - High, Incomplete outcome data - High, Outcome reporting - Low, Measurement - Low, Crossover - Low; Indirectness of outcome: No indirectness, Comments: NA; Baseline details: physical functioning and school attendance were worse in the psycho-education group whereas the duration of fatigue symptoms was longer in the CBT group; Group 1 Number missing: 8, Reason: unclear; Group 2 Number missing: 11, Reason: unclear

Protocol outcome 4: Adverse events at longest follow up available

- Actual outcome for Severity and age mixed or unclear: Serious adverse events at 6 months; Group 1: 1/32, Group 2: 0/31; Comments: one participant who received family-focused CBT was admitted to hospital with depression after discharge from treatment, during the follow-up phase

Risk of bias: All domain - Very high, Selection - High, Blinding - High, Incomplete outcome data - Low, Outcome reporting - Low, Measurement - High, Crossover - Low; Indirectness of outcome: No indirectness, Comments: NA; Baseline details: physical functioning and school attendance were worse in the psycho-education group whereas the duration of fatigue symptoms was longer in the CBT group; Group 1 Number missing: 0, Reason: NA; Group 2 Number missing: 0, Reason: NA

<p>Protocol outcome 5: Return to school or work at longest follow up available</p> <p>- Actual outcome for Severity and age mixed or unclear: % school attendance at 6 months; Group 1: mean 73.4 (SD 34); n=32, Group 2: mean 64.9 (SD 45.6); n=27; % school attendance over 2 weeks 0-100 Top=High is good outcome; Comments: Baseline values (median, IQR): CBT 23 (0-55), psycho-education 17 (0-50)%</p> <p>Risk of bias: All domain - Very high, Selection - High, Blinding - High, Incomplete outcome data - High, Outcome reporting - Low, Measurement - High, Crossover - Low; Indirectness of outcome: No indirectness, Comments: NA; Baseline details: physical functioning and school attendance were worse in the psycho-education group whereas the duration of fatigue symptoms was longer in the CBT group; Group 1 Number missing: 0, Reason: NA; Group 2 Number missing: 4, Reason: unclear</p> <p>- Actual outcome for Severity and age mixed or unclear: Work and Social Adjustment Scale at 6 months; Group 1: mean 2.5 (SD 1.9); n=29, Group 2: mean 3.3 (SD 2.2); n=27; Work and social adjustment scale 0-40 Top=High is poor outcome; Comments: Baseline values: CBT 4.7 (1.5), psycho-education 5.4 (1.4)</p> <p>Risk of bias: All domain - Very high, Selection - High, Blinding - High, Incomplete outcome data - Low, Outcome reporting - Low, Measurement - Low, Crossover - Low; Indirectness of outcome: No indirectness, Comments: NA; Baseline details: physical functioning and school attendance were worse in the psycho-education group whereas the duration of fatigue symptoms was longer in the CBT group; Group 1 Number missing: 3, Reason: unclear; Group 2 Number missing: 4, Reason: unclear</p>	
<p>Protocol outcomes not reported by the study</p>	<p>Quality of life at longest follow up available; Mortality at longest follow up available; Cognitive function at longest follow up available; Psychological status at longest follow up available; Pain at longest follow up available; Sleep quality at longest follow up available; Activity levels at longest follow up available; Exercise performance measure at longest follow up available</p>

Study (subsidiary papers)	Deale, 1997 trial: Deale 1997²²⁴ (Deale 2001²²⁷)
Study type	RCT (Patient randomised; Parallel)
Number of studies (number of participants)	1 (n=60)
Countries and setting	Conducted in United Kingdom; Setting: Hospital clinic specializing in CFS (participants had been referred to the clinic from primary care physicians and consultants).
Line of therapy	1st line
Duration of study	Follow up (post intervention): 6 months
Method of assessment of guideline condition	Adequate method of assessment/diagnosis: Diagnosis of chronic fatigue syndrome was made according to U.K. (Oxford criteria) (U.S. (Schluederberg/1991 CDC criteria) case definitions; patient received a standardized assessment interview with a consultant psychiatrist experienced in chronic fatigue syndrome (S.W.). A full history was taken.
Stratum	adults; severity mixed or unclear
Subgroup analysis within study	Not applicable
Inclusion criteria	A main complaint of medically unexplained, disabling fatigue of at least 6 months' duration, with impairment of physical and mental activities (Sharpe criteria). Patients taking antidepressant medication or anxiolytics (at a dose no greater than 10 mg/day of diazepam or equivalent) were eligible if the dose was stable for 3 months before entry and during the trial.
Exclusion criteria	Somatization disorder, severe depression (DSM -III-R melancholic subtype), ongoing physical investigations, concurrent new treatment, and inability to attend all treatment sessions.
Recruitment/selection of patients	Consecutive

Age, gender and ethnicity	Age - Mean (range): 31-38 (mean 34.5). Gender (M:F): 19:41. Ethnicity: unclear
Further population details	-
Extra comments	CBT/relaxation: age 31/38; illness duration 3.4yrs/4.6 years; female 70%/67%; married 27%/33%; social class I or II 67%/63%; disability benefit 53%/67%; current psychiatric diagnosis 37%/40%; past psychiatric diagnosis 30%/13%; on antidepressants 13%/27%; patient attribution of symptoms to physical illness 57%/73%
Indirectness of population	Serious indirectness: 1991 CDC/Oxford criteria used; PEM is not a compulsory feature.
Interventions	(n=30) Intervention 1: Psychological and behavioural interventions - CBT. This treatment was collaborative, educative, and negotiated and had a behavioral emphasis. The aim was to show patients that activity could be increased steadily and safely without exacerbating symptoms. Sessions 1 to 3 involved engaging the patients in therapy and offering a detailed treatment rationale. Presenting problems were assessed, and patients kept diaries recording hourly details of activity, rest, and fatigue. At session 4 a schedule of planned, consistent, graded activity and rest was agreed on. The initial targets were modest and small enough to be sustained despite fluctuations in symptoms. Rather than being symptom dependent, activity and rest were divided into small, manageable portions spread across the day (for example, three 5-minute walks daily rather than a 45-minute walk once a week). Patients were encouraged to persevere with their targets and not to reduce them on a bad day or exceed them on a good day. Once a structured schedule was established, activity was gradually increased and rest was reduced, step by step as tolerance developed. Therapist and patient agreed on specific daily targets covering a range of activities (such as walking, reading, visiting friends, or gardening). A sleep routine was established—for example, stopping daytime sleep, rising at a specific time each morning, reducing time in bed, and using stimulus control techniques for insomnia. Cognitive strategies were introduced at session 8 (while the graded activity program continued). Patients recorded any unhelpful or distressing thoughts and, in discussion and as homework, practiced generating alternatives. The unhelpful or distressing thoughts included fears about symptoms and treatment, perfectionism, self-criticism, guilt, and performance expectations. In the final sessions, strategies for dealing with setbacks were rehearsed and patients drew up “action plans” to guide them through the coming months. The importance of maintaining the principles of therapy after discharge was reinforced. Duration 4-6 months. Concurrent medication/care: Each patient received 13 treatment sessions over 4 to 6 months. All

	<p>patients were seen individually, at weekly or fortnightly intervals. Mean therapist time per patient was 15 hours. Information leaf- lets supplemented each phase of treatment. Each session began with a homework review and ended with agreement on homework tasks, which were recorded in daily diaries. The therapist followed detailed session-by-session treatment manuals devised for both cognitive behaviour therapy and relaxation. The research team met fortnightly to review cases and ensure protocol adherence. Indirectness: No indirectness Further details: 1. type of intervention: Not stated / Unclear</p> <p>(n=30) Intervention 2: Relaxation techniques - relaxation techniques (i.e. Alexander technique). The same session structure was followed in the relaxation group. The first three sessions involved engagement, rationale giving, information gathering, and diary keeping (recording daily events, feelings, fatigue, and muscle tension). No advice about scheduling activity, reducing rest, or altering sleep patterns was given. The relaxation techniques were adapted from applied relaxation training. Progressive muscle relaxation, visualization, and rapid relaxation skills were taught during the 10 treatment sessions and were practiced twice daily as homework. Duration 4-6 months. Concurrent medication/care: Each patient received 13 treatment sessions over 4 to 6 months. All patients were seen individually, at weekly or fortnightly intervals. Mean therapist time per patient was 15 hours. Information leaf- lets supplemented each phase of treatment. Each session began with a homework review and ended with agreement on homework tasks, which were recorded in daily diaries. The therapist followed detailed session-by-session treatment manuals devised for both cognitive behaviour therapy and relaxation. The research team met fortnightly to review cases and ensure protocol adherence. Indirectness: No indirectness Further details: 1. type of intervention: Not stated / Unclear</p>
Funding	Academic or government funding (South East Thames Regional Health Authority LORS)
<p>RESULTS (NUMBERS ANALYSED) AND RISK OF BIAS FOR COMPARISON: CBT versus RELAXATION TECHNIQUES (IE ALEXANDER TECHNIQUE)</p> <p>Protocol outcome 1: General symptom scales longest follow up available - Actual outcome for adults; severity mixed or unclear: Self rating of better or much better fatigue at 6 months; Group 1: 19/27, Group 2: 8/26 Risk of bias: All domain - Very high, Selection - High, Blinding - High, Incomplete outcome data - Low, Outcome reporting - Low, Measurement - Low, Crossover - Low; Indirectness of outcome: No indirectness; Baseline details: There were some differences for use of antidepressants (CBT 13% and relaxation 27%), attribution of symptoms to physical illness (CBT 57%, relaxation 73%), age (CBT 31, relaxation 38) and illness duration (CBT 3.4 vs</p>	

relaxation 4.6 years). All would favour CBT; Group 1 Number missing: 3, Reason: 1 found CBT ineffective, 1 too ill to attend and 1 improved; Group 2 Number missing: 4, Reason: 1 too ill to attend, 1 no reason and 2 found exercises too tiring
- Actual outcome for adults; severity mixed or unclear: Self rating of much better or very much better fatigue at 5 years; Group 1: 17/25, Group 2: 10/28; Comments: Since completing the interventions, 14 CBT and 16 relaxation participants received further treatment: 6 relaxation participants received CBT, other treatments used were antidepressants, counselling, physiotherapy and complementary medicine.

Risk of bias: All domain - Very high, Selection - High, Blinding - High, Incomplete outcome data - Low, Outcome reporting - Low, Measurement - Low, Crossover - Low; Indirectness of outcome: No indirectness; Baseline details: There were some differences for use of antidepressants (CBT 13% and relaxation 27%), attribution of symptoms to physical illness (CBT 57%, relaxation 73%), age (CBT 31, relaxation 38) and illness duration (CBT 3.4 vs relaxation 4.6 years). All would favour CBT; Group 1 Number missing: 5, Reason: 3 refused to participate, 2 untraceable; Group 2 Number missing: 2, Reason: 2 refused to participate

Protocol outcome 2: Fatigue at longest follow up available

- Actual outcome for adults; severity mixed or unclear: Fatigue problem rating at 6 months; Group 1: mean 3.4 (SD 2.2); n=27, Group 2: mean 5.5 (SD 1.9); n=26; Comments: Similar at baseline - CBT 7 and relaxation 6.3. Slight bias favoured relaxation and so does not assist observed effect. In paper stated that 30 in each group but known that 3 dropped out in CBT group and 4 in relaxation group. Unclear if any imputation performed by study authors so n adjusted to those attending follow up to prevent artificial reduction in SE.

Risk of bias: All domain - Very high, Selection - High, Blinding - High, Incomplete outcome data - Low, Outcome reporting - Low, Measurement - Low, Crossover - Low; Indirectness of outcome: No indirectness; Baseline details: There were some differences for use of antidepressants (CBT 13% and relaxation 27%), attribution of symptoms to physical illness (CBT 57%, relaxation 73%), age (CBT 31, relaxation 38) and illness duration (CBT 3.4 vs relaxation 4.6 years). All would favour CBT; Group 1 Number missing: 3, Reason: 1 found CBT ineffective, 1 too ill to attend and 1 improved; Group 2 Number missing: 4, Reason: 1 too ill to attend, 1 no reason and 2 found exercises too tiring

- Actual outcome for adults; severity mixed or unclear: Fatigue questionnaire at 6 months; Group 1: mean 4.1 (SD 4); n=27, Group 2: mean 7.2 (SD 4); n=26; Comments: Similar at baseline - CBT 10.2 and relaxation 9.5. Slight bias favoured relaxation and so does not assist observed effect. In paper stated that 30 in each group but known that 3 dropped out in CBT group and 4 in relaxation group. Unclear if any imputation performed by study authors so n adjusted to those attending follow up to prevent artificial reduction in SE.

Risk of bias: All domain - Very high, Selection - High, Blinding - High, Incomplete outcome data - Low, Outcome reporting - Low, Measurement - Low, Crossover - Low; Indirectness of outcome: No indirectness; Baseline details: There were some differences for use of antidepressants (CBT 13% and relaxation 27%), attribution of symptoms to physical illness (CBT 57%, relaxation 73%), age (CBT 31, relaxation 38) and illness duration (CBT 3.4 vs relaxation 4.6 years). All would favour CBT; Group 1 Number missing: 3, Reason: 1 found CBT ineffective, 1 too ill to attend and 1 improved; Group 2 Number missing: 4, Reason: 1 too ill to attend, 1 no reason and 2 found exercises too tiring

Protocol outcome 3: Physical functioning at longest follow up available

- Actual outcome for adults; severity mixed or unclear: Medical outcomes study short form general health survey physical functioning scale at 6 months; Group 1: mean 71.6 (SD 28); n=27, Group 2: mean 38.4 (SD 26.9); Comments: Similar at baseline – CBT 25.5 (18.9), relaxation 27.8 (27.1). In paper stated that 30 in each group but known that 3 dropped out in CBT group and 4 in relaxation group. Unclear if any imputation performed by study authors so n adjusted to those attending follow up to prevent artificial reduction in SE.

Risk of bias: All domain - Very high, Selection - High, Blinding - High, Incomplete outcome data - Low, Outcome reporting - Low, Measurement - Low, Crossover - Low; Indirectness of outcome: No indirectness; Baseline details: There were some differences for use of antidepressants (CBT 13% and relaxation 27%), attribution of symptoms to physical illness (CBT 57%, relaxation 73%), age (CBT 31, relaxation 38) and illness duration (CBT 3.4 vs relaxation 4.6 years). All would favour CBT; Group 1 Number missing: 3, Reason: 1 found CBT ineffective, 1 too ill to attend and 1 improved; Group 2 Number missing: 4, Reason: 1 too ill to attend, 1 no reason and 2 found exercises too tiring

Protocol outcome 4: Psychological status at longest follow up available

- Actual outcome for adults; severity mixed or unclear: Beck depression inventory at 6 months; Group 1: mean 10.1 (SD 6.9); n=27, Group 2: mean 12.3 (SD 8.5); n=26; Comments: Similar at baseline - CBT 14.5 and relaxation 14.2. Slight bias favoured relaxation and so does not assist observed effect. In paper stated that 30 in each group but known that 3 dropped out in CBT group and 4 in relaxation group. Unclear if any imputation performed by study authors so n adjusted to those attending follow up to prevent artificial reduction in SE.

Risk of bias: All domain - Very high, Selection - High, Blinding - High, Incomplete outcome data - Low, Outcome reporting - Low, Measurement - Low, Crossover - Low; Indirectness of outcome: No indirectness; Baseline details: There were some differences for use of antidepressants (CBT 13% and relaxation 27%), attribution of symptoms to physical illness (CBT 57%, relaxation 73%), age (CBT 31, relaxation 38) and illness duration (CBT 3.4 vs relaxation 4.6 years). All would favour CBT; Group 1 Number missing: 3, Reason: 1 found CBT ineffective, 1 too ill to attend and 1 improved; Group 2 Number missing: 4, Reason: 1 too ill to attend, 1 no reason and 2 found exercises too tiring

- Actual outcome for adults; severity mixed or unclear: General health questionnaire - 12 item at 6 months; Group 1: mean 3.4 (SD 3.7); n=27, Group 2: mean 4.3 (SD 3.9); n=26; Comments: Similar at baseline - CBT 6.2 and relaxation 6.0. Slight bias favoured relaxation and so does not assist observed effect. In paper stated that 30 in each group but known that 3 dropped out in CBT group and 4 in relaxation group. Unclear if any imputation performed by study authors so n adjusted to those attending follow up to prevent artificial reduction in SE.

Risk of bias: All domain - Very high, Selection - High, Blinding - High, Incomplete outcome data - Low, Outcome reporting - Low, Measurement - Low, Crossover - Low; Indirectness of outcome: No indirectness; Baseline details: There were some differences for use of antidepressants (CBT 13% and relaxation 27%), attribution of symptoms to physical illness (CBT 57%, relaxation 73%), age (CBT 31, relaxation 38) and illness duration (CBT 3.4 vs relaxation 4.6 years). All would favour CBT; Group 1 Number missing: 3, Reason: 1 found CBT ineffective, 1 too ill to attend and 1 improved; Group 2 Number missing: 4, Reason: 1 too ill to attend, 1 no reason and 2 found exercises too tiring

Protocol outcome 5: Return to school or work at longest follow up available

- Actual outcome for adults; severity mixed or unclear: Work and social adjustment scale at 6 months; Group 1: mean 3.3 (SD 2.2); n=27, Group 2: mean

5.4 (SD 1.8); n=26; Work and social adjustment scale 0-8 Top=High is poor outcome; Comments: Baseline values: CBT 6 (1.2), relaxation 6.1 (1.3). In paper stated that 30 in each group but known that 3 dropped out in CBT group and 4 in relaxation group. Unclear if any imputation performed by study authors so n adjusted to those attending follow up to prevent artificial reduction in SE.

Risk of bias: All domain - Very high, Selection - High, Blinding - High, Incomplete outcome data - Low, Outcome reporting - Low, Measurement - Low, Crossover - Low; Indirectness of outcome: No indirectness; Baseline details: There were some differences for use of antidepressants (CBT 13% and relaxation 27%), attribution of symptoms to physical illness (CBT 57%, relaxation 73%), age (CBT 31, relaxation 38) and illness duration (CBT 3.4 vs relaxation 4.6 years). All would favour CBT; Group 1 Number missing: 3, Reason: 1 found CBT ineffective, 1 too ill to attend and 1 improved; Group 2 Number missing: 4, Reason: 1 too ill to attend, 1 no reason and 2 found exercises too tiring

- Actual outcome for adults; severity mixed or unclear: Full or part time employment at 5 years; Group 1: 14/25, Group 2: 11/28; Comments: Hours worked per week (employed participants only): CBT 35.57 (8.11), relaxation 24 (4.97)

Risk of bias: All domain – Very high, Selection – High, Blinding – High, Incomplete outcome data – Low, Outcome reporting – Low, Measurement – Low, Crossover - Low; Indirectness of outcome: No indirectness; Baseline details: There were some differences for use of antidepressants (CBT 13% and relaxation 27%), attribution of symptoms to physical illness (CBT 57%, relaxation 73%), age (CBT 31, relaxation 38) and illness duration (CBT 3.4 vs relaxation 4.6 years). All would favour CBT; Group 1 Number missing: 5, Reason: unclear; Group 2 Number missing: 2, Reason: unclear

Protocol outcomes not reported by the study

Quality of life at longest follow up available; Mortality at longest follow up available; Cognitive function at longest follow up available; Pain at longest follow up available; Sleep quality at longest follow up available; Adverse events at longest follow up available; Activity levels at longest follow up available; Exercise performance measure at longest follow up available

Study	Dybwad 2007 ²⁴³
Study type	RCT (Patient randomised; Parallel)
Number of studies (number of participants)	1 (n=31)
Countries and setting	Conducted in Norway; Setting: Sunnaas Rehabilitation Hospital
Line of therapy	Mixed line
Duration of study	Intervention time: 6 months
Method of assessment of guideline condition	Adequate method of assessment/diagnosis: Diagnosis was made according to the CDC criteria by a medical doctor especially experienced with the condition
Stratum	adults; severity mixed or unclear
Subgroup analysis within study	Not applicable
Inclusion criteria	Persons diagnosed with 'CFS/ME' according to the CDC criteria by a medical doctor especially experienced with the condition; minimum condition duration of two years; n=4 scored above the level set for clinical anxiety for HADS questionnaire while n=5 scored above the level set for clinical depression
Exclusion criteria	Use of anti-depressive drugs and other conditions that could give fatigue
Recruitment/selection of patients	Participants were recruited through advertisements in two of the largest newspapers in Norway.
Age, gender and ethnicity	Age - Mean (SD): 44.3 (12.8). Gender (M:F): 5/26. Ethnicity: not specified
Further population details	-

Extra comments	59% of participants had acute illness debut vs 35% who had a gradual onset; 2% were working, 65% received full disability pension (13% of intervention group vs 50% of control group), 3% received partial disability pension (65% of intervention vs 6% of control group), 50% were in rehabilitation (13% of intervention vs 38% of control group); 97% had attended university/college; years since symptom onset (SD): 8.1 (7.3). Mean age and male/female ratio reported within text (36 years, range:17-62; 5/27) differs from what is reported in demographics table; the latter has been extracted.
Indirectness of population	Serious indirectness: 1994 CDC criteria used; PEM is not a compulsory feature.
Interventions	<p>(n=15) Intervention 1: Exercise interventions. The intervention group did Qigong exercises once a week with a certified instructor during the 6 months intervention period. Participants performed Qigong exercises for two hours a week. Each session started with 30 min group session on simple principles of anatomy and physiology followed by 1 hour of Qigong. Qigong training consisted of simple exercises containing stretches, rotations and diagonal movements. The exercise was gradually progressed to more complex movements. The last 30 minutes were left to breathing exercises, relaxation and meditation as well as non-structured conversation between the participants. Duration 6 months. Concurrent medication/care: not specified; Both groups were encouraged not to start with any new treatments in the intervention period. Indirectness: No indirectness</p> <p>Further details: 1. type of intervention: delivered by certified instructor (not reported whether the instructor was experienced/specialised in ME/CFS)</p> <p>(n=16) Intervention 2: no treatment. The control group did not do any Qigong training. Duration 6 months. Concurrent medication/care: not specified; Both groups were encouraged not to start with any new treatments in the intervention period. Indirectness: No indirectness</p> <p>Further details: 1. type of intervention: not applicable</p>
Funding	Academic or government funding (EXTRA funds from the Norwegian Foundation for Health and Rehabilitation and NAFKAM.)
RESULTS (NUMBERS ANALYSED) AND RISK OF BIAS FOR COMPARISON: QIGONG versus CONTROL	
Protocol outcome 1: Quality of life at longest follow up available	

- Actual outcome for adults; severity mixed or unclear: SF36- mental health at 6 months post intervention; Group 1: mean 7.2 (SD 17); n=14, Group 2: mean -5 (SD 18); n=14
Risk of bias: All domain - High, Selection - High, Blinding - Low, Incomplete outcome data - Low, Outcome reporting - High, Measurement - Low, Crossover - Low, Other 1 - Low; Indirectness of outcome: No indirectness; Baseline details: Baseline scores for outcome are not reported separately for the intervention and control group; Group 1 Number missing: 1, Reason: n=1 had a fractured leg; n=1 had a bad experience from the baseline testing because of aggravation of symptoms; Group 2 Number missing: 2, Reason: patient became ill early in the intervention period and withdrew before the training period started

- Actual outcome for adults; severity mixed or unclear: SF36- Vitality at 6 months post intervention; Group 1: mean 4.7 (SD 17); n=14, Group 2: mean 6.6 (SD 17); n=14
Risk of bias: All domain - High, Selection - High, Blinding - Low, Incomplete outcome data - Low, Outcome reporting - High, Measurement - Low, Crossover - Low, Other 1 - Low; Indirectness of outcome: No indirectness; Baseline details: Baseline scores for outcome are not reported separately for the intervention and control group; Group 1 Number missing: 1, Reason: n=1 had a fractured leg; n=1 had a bad experience from the baseline testing because of aggravation of symptoms; Group 2 Number missing: 2, Reason: patient became ill early in the intervention period and withdrew before the training period started

- Actual outcome for adults; severity mixed or unclear: SF36- Bodily pain at 6 months post intervention; Group 1: mean 13.3 (SD 25); n=14, Group 2: mean 0.4 (SD 18); n=14
Risk of bias: All domain - High, Selection - High, Blinding - Low, Incomplete outcome data - Low, Outcome reporting - High, Measurement - Low, Crossover - Low, Other 1 - Low; Indirectness of outcome: No indirectness; Baseline details: Baseline scores for outcome are not reported separately for the intervention and control group; Group 1 Number missing: 1, Reason: n=1 had a fractured leg; n=1 had a bad experience from the baseline testing because of aggravation of symptoms; Group 2 Number missing: 2, Reason: patient became ill early in the intervention period and withdrew before the training period started

- Actual outcome for adults; severity mixed or unclear: SF36-general health at 6 months post intervention; Group 1: mean -2.5 (SD 21); n=14, Group 2: mean 4.5 (SD 14); n=14; SF-36: general health 0-100 Top=High is good outcome
Risk of bias: All domain - High, Selection - High, Blinding - Low, Incomplete outcome data - Low, Outcome reporting - High, Measurement - Low, Crossover - Low, Other 1 - Low; Indirectness of outcome: No indirectness; Baseline details: Baseline scores for outcome are not reported separately for the intervention and control group; Group 1 Number missing: 1, Reason: n=1 had a fractured leg; n=1 had a bad experience from the baseline testing because of aggravation of symptoms; Group 2 Number missing: 2, Reason: patient became ill early in the intervention period and withdrew before the training period started

- Actual outcome for adults; severity mixed or unclear: SF36-social functioning at 6 months post intervention; Group 1: mean 5 (SD 33); n=14, Group 2: mean 5.5 (SD 25); n=14; SF-36: social functioning 0-100 Top=High is good outcome
Risk of bias: All domain - High, Selection - High, Blinding - Low, Incomplete outcome data - Low, Outcome reporting - High, Measurement - Low, Crossover - Low, Other 1 - Low; Indirectness of outcome: No indirectness; Baseline details: Baseline scores for outcome are not reported separately for the

intervention and control group; Group 1 Number missing: 1, Reason: n=1 had a fractured leg; n=1 had a bad experience from the baseline testing because of aggravation of symptoms; Group 2 Number missing: 2, Reason: patient became ill early in the intervention period and withdrew before the training period started

- Actual outcome for adults; severity mixed or unclear: SF36-role emotional at 6 months post intervention; Group 1: mean 11.1 (SD 47); n=14, Group 2: mean -4.2 (SD 58); n=14; SF-36: role emotional 0-100 Top=High is good outcome

Risk of bias: All domain - High, Selection - High, Blinding - Low, Incomplete outcome data - Low, Outcome reporting - High, Measurement - Low, Crossover - Low, Other 1 - Low; Indirectness of outcome: No indirectness; Baseline details: Baseline scores for outcome are not reported separately for the intervention and control group; Group 1 Number missing: 1, Reason: n=1 had a fractured leg; n=1 had a bad experience from the baseline testing because of aggravation of symptoms; Group 2 Number missing: 2, Reason: patient became ill early in the intervention period and withdrew before the training period started

- Actual outcome for adults; severity mixed or unclear: SF36-role physical at 6 months post intervention; Group 1: mean 3.3 (SD 30); n=15, Group 2: mean 1.6 (SD 21); n=16; SF36: role physical 0-100 Top=High is good outcome

Risk of bias: All domain - High, Selection - High, Blinding - High, Incomplete outcome data - Low, Outcome reporting - Low, Measurement - Low, Crossover - Low, Other 1 - Low; Indirectness of outcome: No indirectness ; Baseline details: Baseline scores for outcome are not reported separately for the intervention and control group. Baseline age, gender, illness duration similar. ; Group 1 Number missing: 1, Reason: n=1 had a fractured leg; n=1 had a bad experience from the baseline testing because of aggravation of symptoms; Group 2 Number missing: 2, Reason: patient became ill early in the intervention period and withdrew before the training period started

- Actual outcome for adults; severity mixed or unclear: SF36-physical functioning at 6 months post intervention; Group 1: mean 1.3 (SD 16); n=14, Group 2: mean 4.7 (SD 13); n=14

Risk of bias: All domain - High, Selection - High, Blinding - Low, Incomplete outcome data - Low, Outcome reporting - High, Measurement - Low, Crossover - Low, Other 1 - Low; Indirectness of outcome: No indirectness; Baseline details: Baseline scores for outcome are not reported separately for the intervention and control group; Group 1 Number missing: 1, Reason: n=1 had a fractured leg; n=1 had a bad experience from the baseline testing because of aggravation of symptoms; Group 2 Number missing: 2, Reason: patient became ill early in the intervention period and withdrew before the training period started

Protocol outcome 2: Fatigue at longest follow up available

- Actual outcome for adults; severity mixed or unclear: Fatigue severity scale at 6 months post intervention; MD; -0.5 (95%CI -0.9 to 0.02) (p-value : 0.04) 9-63 Top=High is poor outcome, Comments: MD/effect size adjusted for baseline value. Change scores: Group 1: mean -0.44 (SD 0.6); n=14; Group 2: mean 0.0 (SD 0.6); n=14.

Risk of bias: All domain - High, Selection - Low, Blinding - High, Incomplete outcome data - Low, Outcome reporting - Low, Measurement - Low, Crossover - Low, Other 1 - Low; Indirectness of outcome: No indirectness; Baseline details: Baseline age, gender, illness duration similar. Baseline scores for

outcome are not reported separately for the intervention and control group but result reported is adjusted for baseline values. ; Group 1 Number missing: 1, Reason: n=1 had a fractured leg; n=1 had a bad experience from the baseline testing because of aggravation of symptoms; Group 2 Number missing: 2, Reason: patient became ill early in the intervention period and withdrew before the training period started

Protocol outcome 3: Exercise performance measure at longest follow up available

- Actual outcome for adults; severity mixed or unclear: VO2max (ml/kg/min)- as an indicator of work capacity at 6 months post intervention; MD; 3.8 (95%CI 0.9 to 6.6) (p-value: 0.01) ml/kg/min Top=High is good outcome, Comments: Adjusted for baseline value; baseline value, mean (SD) - reported for study population as a whole - 21 (7); change scores Group 1: mean 2.9 ml/kg/min (SD 6.2); n=14, Group 2: mean -1.3 ml/kg/min (SD 5.6); n=14. Risk of bias: All domain - High, Selection - High, Blinding - Low, Incomplete outcome data - Low, Outcome reporting - High, Measurement - Low, Crossover - Low, Other 1 - Low; Indirectness of outcome: No indirectness; Baseline details: Baseline scores for outcome are not reported separately for the intervention and control group; Group 1 Number missing: 1, Reason: n=1 had a fractured leg; n=1 had a bad experience from the baseline testing because of aggravation of symptoms; Group 2 Number missing: 2, Reason: patient became ill early in the intervention period and withdrew before the training period started

- Actual outcome for adults; severity mixed or unclear: Max work-load (Watt): maximal resistance on bicycle ergometer the patient was able to manage at 6 months post intervention; MD; 3.6 (95%CI -12 to 19) (p-value: 0.71) Top=High is good outcome, Comments: Adjusted for baseline value; baseline value, mean (SD) - reported for study population as a whole - 117 (36); change scores Group 1: mean 10 Watt (SD 15); n=14, Group 2: mean 7.3 Watt (SD 25); n=14.;

Risk of bias: All domain - High, Selection - High, Blinding - Low, Incomplete outcome data - Low, Outcome reporting - High, Measurement - Low, Crossover - Low, Other 1 - Low; Indirectness of outcome: No indirectness; Baseline details: Baseline scores for outcome are not reported separately for the intervention and control group; Group 1 Number missing: 1, Reason: n=1 had a fractured leg; n=1 had a bad experience from the baseline testing because of aggravation of symptoms; Group 2 Number missing: 2, Reason: patient became ill early in the intervention period and withdrew before the training period started

Protocol outcomes not reported by the study

Mortality at longest follow up available; General symptom scales longest follow up available; Physical functioning at longest follow up available; Cognitive function at longest follow up available; Psychological status at longest follow up available; Pain at longest follow up available; Sleep quality at longest follow up available; adverse events at longest follow up available; Activity levels at longest follow up available; Return to school or work at longest follow up available

Study (subsidiary papers)	FatiGo trial: Vos-Vromans 2016⁸⁰³ (Vos-Vromans 2017⁸⁰², Vos-Vromans 2012⁸⁰⁴)
Study type	RCT (Patient randomised; Parallel)
Number of studies (number of participants)	2 (n=122)
Countries and setting	Conducted in Netherlands; Setting: Four rehabilitation centres
Line of therapy	Unclear
Duration of study	Intervention + follow up: 52 weeks
Method of assessment of guideline condition	Adequate method of assessment/diagnosis: consultant confirmed the inclusion and exclusion criteria and verified whether an extensive physical examination and laboratory research tests had been performed to exclude any underlying illness. An interview with a psychologist was scheduled if the HADS depression subscale score was 11 or more (to exclude a major or bipolar depressive disorder) or if the consultant suspected another psychiatric illness or motivational problem.
Stratum	adults; severity mixed or unclear: age between 18 and 60 years; meeting CDC criteria, Checklist Individual Strength fatigue subscale score of 40 or more - no further detail on severity
Subgroup analysis within study	Not applicable: NA
Inclusion criteria	Met the US Centers for Disease Control and Prevention (CDC-94) criteria for CFS; a Checklist Individual Strength fatigue subscale score of 40 or more; willingness to participate in a treatment aimed at changing behaviour; age between 18 and 60 years and comprehension of written and verbal Dutch
Exclusion criteria	Medical condition explaining the presence of chronic fatigue; psychotic, major or bipolar depressive disorder, dementia, anorexia, bulimia nervosa or a body mass index $\geq 45 \text{ kg m}^2$; alcohol and/or drug abuse; pregnancy; already received CBT or MRT for CFS in the past; had to travel for more than 1 h to the nearest participating rehabilitation centre

Recruitment/selection of patients	Patients referred to 4 rehabilitation centres meeting eligibility criteria during the recruitment period
Age, gender and ethnicity	Age - Mean (SD): multidisciplinary rehabilitation 40 (10.2), CBT 40.6 (12) years. Gender (M:F): 25/97. Ethnicity: country of birth The Netherlands n=110, other European country n=6, country outside Europe n=4
Further population details	-
Extra comments	In some regions in the Netherlands, the incidence of Q fever increased during the trial. As Q fever can cause similar symptoms to those of CFS, patients from high-risk regions were additionally tested for Q fever and excluded from the study in case of a positive diagnosis.
Indirectness of population	Serious indirectness: 1994 CDC criteria used; PEM is not a compulsory feature.
Interventions	(n=62) Intervention 1: Psychological and behavioural interventions - pragmatic rehabilitation. Patient-centred and based on addressing modifiable components that are related with the precipitation, predisposition and perpetuation of CFS. Observational phase: thorough assessment (interview, physical examination, baseline assessment and goal setting) by an interdisciplinary team (physical therapist, occupational therapist, psychologist and social worker) over 2 weeks (total contact time 8.5 h). Followed by 2 weeks without treatment in which the therapists and the consultant in rehabilitation medicine discussed findings, defined the treatable components and proposed treatment. 10 week treatment phase: individual sessions (total contact time 33 h), weekly visits to the PT and OT and biweekly visits to the psychologist and social worker. Included CBT and, depending on the individual analysis, elements of body awareness therapy, gradual reactivation, pacing, mindfulness, gradual normalization of sleep/wake rhythm and social reintegration. PT and OT focused on the gradual reactivation of the patient by increasing activities under supervision. PT focused on body awareness therapy, aiming to establish increased awareness and consciousness of the body and its relation to psychological well-being. PT and OT taught patient to pace activities and avoid bursts of extreme activity followed by extreme fatigue. Patient coached to reintegrate into society by making a plan to return to work or school and increase social activities. Psychologist and OT addressed the gradual normalization of a patient's sleep/wake rhythm. According to CBT principles, the psychologist focused on modification of dysfunctional beliefs regarding illness symptoms, activity, self-expectations and self-esteem and the development of more effective coping strategies. Every therapist followed the principles of CBT and incorporated them with mindfulness principles. Interdisciplinary team

	<p>meetings scheduled to discuss progress. Follow-up phase (12weeks): patients returned for 2 days to meet with the social worker and 2 therapists of their choice. Issues of social reintegration and participation discussed and patients encouraged to continue using the principles learned. Most therapists had experience in treating patients with chronic pain and/or chronic fatigue and familiar with CBT. They received training for each discipline (3–5 day) and attended 2 team meetings and 2 supervision meetings for each discipline during the trial. Duration 6 months. Concurrent medication/care: not reported. Indirectness: No indirectness; Indirectness comment: NA</p> <p>Further details: 1. type of intervention: intervention delivered by experienced or specialist CFS practitioners specifically designed for ME/CFS (Most therapists had experience in treating patients with chronic pain and/or chronic fatigue; MRT tailored to CFS).</p> <p>(n=60) Intervention 2: Psychological and behavioural interventions - CBT. Through dialogue with the psychologist or behavioural therapist and implementation during home exercises, patients taught to change negative beliefs regarding symptoms of fatigue, self-expectation and self-esteem. Patients also encouraged to adopt a regular sleep/wake rhythm. Time-contingent schedules made to gradually increase physical activity at home. 16 x 45-60 min sessions, over 6 months. Weekly contact with the psychologist or behavioural therapist for 6 weeks, followed by biweekly contact for next 20 weeks. Protocol specifically tailored for either relatively active or passive patients. Relatively active patients started by practicing at an activity level in which an increase of symptoms is avoided. For passive patients, physical activities were gradually increased from the beginning of therapy. Therapists were experienced in treating patients with complaints of chronic pain and/or chronic fatigue, familiar with CBT and attended a 3-day course to familiarize themselves with the CBT protocol for CFS. Five supervision meetings were held and therapists were able to contact the supervisor as needed. Duration 6 months. Concurrent medication/care: not reported. Indirectness: No indirectness; Indirectness comment: NA</p> <p>Further details: 1. type of intervention: intervention delivered by experienced or specialist CFS practitioners specifically designed for ME/CFS (Therapists were experienced in treating patients with complaints of chronic pain and/or chronic fatigue, CBT tailored to CFS).</p>
Funding	Other (Netherlands Organisation for Health Research and Development, Rehabilitation Fund, Foundation Nutsohra and ME/ CVS Stichting Nederland)

RESULTS (NUMBERS ANALYSED) AND RISK OF BIAS FOR COMPARISON: MULTIDISCIPLINARY REHABILITATION versus CBT

Protocol outcome 1: Quality of life at longest follow up available

- Actual outcome for adults; severity mixed or unclear: SF36 physical component summary at 52 weeks; MD; 2.67 (95%CI -1.45 to 6.79) (p value : 0.2)

SF36 physical component summary 0-100 Top=High is good outcome, Comments: Baseline values: MRT 30.59 (7.93), CBT 32.6 (7.78)

Estimated differences between groups calculated using linear mixed models with centre, treatment allocation, time and time by treatment allocation as covariates (unstructured covariance)

n=112 (55 CBT, 57 MRT)

Risk of bias: All domain - High, Selection - Low, Blinding - High, Incomplete outcome data - Low, Outcome reporting - Low, Measurement - Low, Crossover

- Low; Indirectness of outcome: No indirectness, Comments: NA; Baseline details: no significant differences between groups in demographic and clinical characteristics at referral; Group 1 Number missing: 5, Reason: 1 lost to follow up, 4 withdrew from assessment; Group 2 Number missing: 5, Reason: 2 lost to follow up, 3 withdrew from assessment

- Actual outcome for adults; severity mixed or unclear: SF36 mental component summary at 52 weeks; MD; 1.59 (95%CI -1.96 to 5.13) (p value : 0.38)

SF36 mental component summary 0-100 Top=High is good outcome, Comments: Baseline values: MRT 46.57 (9.23), CBT 44.38 (9.02)

Estimated differences between groups calculated using linear mixed models with centre, treatment allocation, time and time by treatment allocation as covariates (unstructured covariance)

n=112 (55 CBT, 57 MRT)

Risk of bias: All domain - High, Selection - Low, Blinding - High, Incomplete outcome data - Low, Outcome reporting - Low, Measurement - Low, Crossover

- Low; Indirectness of outcome: No indirectness, Comments: NA; Baseline details: no significant differences between groups in demographic and clinical characteristics at referral; Group 1 Number missing: 5, Reason: 1 lost to follow up, 4 withdrew from assessment; Group 2 Number missing: 5, Reason: 2 lost to follow up, 3 withdrew from assessment

Protocol outcome 2: General symptom scales longest follow up available

- Actual outcome for adults; severity mixed or unclear: Sickness Impact Profile 8 at 52 weeks; MD; 50.78 (95%CI -186.68 to 288.24) (p value : 0.67)

Sickness Impact Profile 8 0-6160 Top=High is poor outcome, Comments: Baseline values: MRT (1418.27 (614.24), CBT 1222.17 (633.53)

Estimated differences between groups calculated using linear mixed models with centre, treatment allocation, time and time by treatment allocation as covariates (unstructured covariance)

n=112 (55 CBT, 57 MRT)

Risk of bias: All domain - High, Selection - Low, Blinding - High, Incomplete outcome data - Low, Outcome reporting - Low, Measurement - Low, Crossover

- Low; Indirectness of outcome: No indirectness, Comments: NA; Baseline details: no significant differences between groups in demographic and clinical characteristics at referral; Group 1 Number missing: 5, Reason: 1 lost to follow up, 4 withdrew from assessment; Group 2 Number missing: 5, Reason: 2 lost to follow up, 3 withdrew from assessment

Protocol outcome 3: Fatigue at longest follow up available

- Actual outcome for adults; severity mixed or unclear: Checklist Individual Strength - fatigue severity at 52 weeks; MD; -5.69 (95%CI -10.62 to -0.76) (p value : 0.02) Checklist Individual Strength 8-56 Top=High is poor outcome, Comments: Baseline values: MRT 51.47 (5.08), CBT 51.05 (5.09)

Estimated differences between groups calculated using linear mixed models with centre, treatment allocation, time and time by treatment allocation as covariates (unstructured covariance)

n=112 (55 CBT, 57 MRT)

Risk of bias: All domain - High, Selection - Low, Blinding - High, Incomplete outcome data - Low, Outcome reporting - Low, Measurement - Low, Crossover - Low; Indirectness of outcome: No indirectness, Comments: NA; Baseline details: no significant differences between groups in demographic and clinical characteristics at referral; Group 1 Number missing: 5, Reason: 1 lost to follow up, 4 withdrew from assessment; Group 2 Number missing: 5, Reason: 2 lost to follow up, 3 withdrew from assessment

Protocol outcome 4: Psychological status at longest follow up available

- Actual outcome for adults; severity mixed or unclear: Symptom Checklist 90 at 52 weeks; MD; -7.83 (95%CI -19.84 to 4.19) (p value : 0.2) Symptom Checklist 90 90-450 Top=High is poor outcome, Comments: Baseline values: MRT 158.73 (39.86), CBT 163.87 (34.4)

Estimated differences between groups calculated using linear mixed models with centre, treatment allocation, time and time by treatment allocation as covariates (unstructured covariance)

n=112 (55 CBT, 57 MRT)

Risk of bias: All domain - High, Selection - Low, Blinding - High, Incomplete outcome data - Low, Outcome reporting - Low, Measurement - Low, Crossover - Low; Indirectness of outcome: No indirectness, Comments: NA; Baseline details: no significant differences between groups in demographic and clinical characteristics at referral; Group 1 Number missing: 5, Reason: 1 lost to follow up, 4 withdrew from assessment; Group 2 Number missing: 5, Reason: 2 lost to follow up, 3 withdrew from assessment

Protocol outcome 5: Activity levels at longest follow up available

- Actual outcome for adults; severity mixed or unclear: Accelerometer at 52 weeks; MD; 2009.58 (p value : 0.85), Comments: Reported CIs: -19140.04 - 23159.19

Baseline values: MRT 206233.65 (40264.16), CBT 202033.66 (43379.41)

Estimated differences between groups calculated using linear mixed models with centre, treatment allocation, time and time by treatment allocation as covariates (unstructured covariance)

accelerometer registers the peak acceleration (in counts) every minute in two directions (longitudinal and transverse axis). A count is a measure of frequency and intensity of acceleration and deceleration (with higher counts indicating a higher degree of physical activity).

n=80. Skin rash and unwillingness to either wear the monitor or travel to the rehabilitation centre to collect the monitor were the main reasons for not

providing activity monitor data Risk of bias: All domain - Very high, Selection - Low, Blinding - High, Incomplete outcome data - High, Outcome reporting - Low, Measurement - Low, Crossover - Low; Indirectness of outcome: No indirectness, Comments: NA; Baseline details: no significant differences between groups in demographic and clinical characteristics at referral; Group 1 Number missing;; Group 2 Number missing:	
Protocol outcomes not reported by the study	Mortality at longest follow up available; Physical functioning at longest follow up available; Cognitive function at longest follow up available; Pain at longest follow up available; Sleep quality at longest follow up available; Adverse events at longest follow up available; Return to school or work at longest follow up available; Exercise performance measure at longest follow up available

Study (subsidiary papers)	FINE trial: Wearden 2010⁸²⁹ (Wearden 2013⁸³⁰, Wearden 2006⁸³²)
Study type	RCT (Patient randomised; Parallel)
Number of studies (number of participants)	(n=296)
Countries and setting	Conducted in United Kingdom; Setting: 186 GP practices across north west England
Line of therapy	Unclear
Duration of study	Intervention + follow up: 70 weeks (18 weeks treatment)
Method of assessment of guideline condition	Adequate method of assessment/diagnosis: Meeting Oxford diagnostic criteria. GP referred in accordance with a brief diagnostic protocol and checklist which included a list of exclusionary tests.
Stratum	adults; severity mixed or unclear: Age \geq 18 years; scored \leq 70% on SF-36 physical functional scale and \geq 4 on Chalder fatigue scale at baseline; 11% of participants said to be non-ambulatory at baseline (used mobility aid on most days)
Subgroup analysis within study	Not applicable: NA
Inclusion criteria	Age \geq 18 years; fulfilled Oxford criteria for ME/CFS; scored \leq 70% of SF-36 physical functional scale; scored \geq 4 on Chalder fatigue scale
Exclusion criteria	Fatigue explained by any active medical condition; fulfilled diagnostic criteria for antisocial, borderline, or paranoid personality disorder; active suicidal ideation; unable to read or write English; currently undertaking systematic psychological therapies for 'CFS/ME', or had received pragmatic rehab in the past year.
Recruitment/selection of patients	Patients from participating GP practices referred by their GP
Age, gender and ethnicity	Age - Mean (range): pragmatic rehab 44.74 (18-68); supportive listening 45.13 (21-68); usual care 44.92 (18-71). Gender (M:F): 66/230. Ethnicity: Not reported

Further population details	-
Extra comments	Illness duration median 7 years (range 0.5-51); pragmatic rehab/supportive listening/usual care: Townsend deprivation score (median (range)) 1.5 (-6-13)/0 (-7-13)/0.5 (-7-13); self-reported medical comorbidities (%) 0 - 44.2/38.6/33, 1 - 22.1/28.7/24.0, ≥2 33.7/32.7/43.0; met London ME criteria (%) 29.5/30.7/33; any anxiety diagnosis (%) 26.66/20/25.6; any depression diagnosis (%) 18.9/14.9/20; ambulatory (%) 89.5/57.1/88.
Indirectness of population	Serious indirectness: Oxford criteria used; PEM is not a compulsory feature.
Interventions	<p>(n=95) Intervention 1: Psychological and behavioural interventions - pragmatic rehabilitation. 10 pragmatic rehabilitation sessions over an 18 week period. A programme of graded return to activity is designed collaboratively by the patient and the therapist on the basis of a physiological dysregulation model of ME/CFS. The programme encourages patients to regularise sleep patterns and includes relaxation exercises to address the somatic symptoms of anxiety. A further component addresses concentration and memory problems. Session 1- patients given detailed explanation of symptoms, supported by a referenced manual with diary pages. Session 2 - manual reviewed and patient priorities determined and goals set at an easily manageable level. Session 3-10 - progress reviewed and programme adjusted if needed. Session 5-10 - relapse prevention discussion, model of 'CFS/ME' contained in manual reinforced. 90 minute home visit in week 1; one hour home visits on weeks 2, 4, 10, 19; and 30 minute phone calls weeks 3, 6, 8, 12, 15. Treatment delivered in patients' homes by registered, adult specialty, general nurses who had worked in primary care but had no previous experience with ME/CFS. All sessions were taped. Duration 18 weeks. Concurrent medication/care: Patients were free to consult their GP during the course of treatment. Median (range) consultations with GP during treatment period: 2 (0-14). At baseline: n=51 prescribed antidepressant; n=30 prescribed analgesic. Indirectness: No indirectness; Indirectness comment: NA Further details: 1. type of intervention: other interventions (Treatment delivered by registered, adult specialty, general nurses who had worked in primary care but had no previous experience with ME/CFS. Training was provided by members of the trial team over 4 months (16 half days). Fortnightly supervision of therapists was provided).</p> <p>(n=101) Intervention 2: Psychological and behavioural interventions - counselling. 10 supportive listening sessions over an 18 week period. Therapy based on non-directive counselling in which the therapist aims to</p>

	<p>provide an empathic and validating environment in which the patient can discuss his or her concerns and work towards resolution of whichever problems the patient wishes to prioritise. Session 1- basis of therapeutic approach explained patients received short booklet with diary pages. Issues for discussion in subsequent sessions elicited. Therapists used standard counselling techniques of active listening, reflection and summarising to ensure patients felt understood. Sessions 2-10 - previous sessions summarised by therapist and patient invited to set agenda for current session. Therapists did not provide any explanation for patient's symptoms. Content of sessions determined by patients and therapists avoided giving advice or leading patients; focus on providing an empathic validating environment in which patients could discuss their concerns.</p> <p>90 minute home visit in week 1; one hour home visits on weeks 2, 4, 10, 19; and 30 minute phone calls weeks 3, 6, 8, 12, 15. Treatment delivered in patients' homes by registered, adult specialty, general nurses who had worked in primary care but had no previous experience with ME/CFS. All sessions were taped. Duration 18 weeks. Concurrent medication/care: Patients were free to consult their GP during the course of treatment. Median (range) consultations with GP during treatment period: 3 (0-23). At baseline: n=60 prescribed antidepressant; n=22 prescribed analgesic. Indirectness: No indirectness; Indirectness comment: NA</p> <p>Further details: 1. type of intervention: other interventions (Treatment delivered by registered, adult specialty, general nurses who had worked in primary care but had no previous experience with ME/CFS. Training was provided by experienced counsellor over 4 months (16 half days. Fortnightly supervision of therapists was provided.).</p> <p>(n=100) Intervention 3: usual care - standard medical care. GPs were asked to manage their cases as they saw fit, but not to refer for systematic psychological therapies for 'CFS/ME' during the 18 week treatment period. Duration 18 weeks. Concurrent medication/care: Median (range) consultations with GP during treatment period: 3 (0-16). At baseline: n=49 prescribed antidepressant; n=27 prescribed analgesic. Indirectness: No indirectness; Indirectness comment: NA</p> <p>Further details: 1. type of intervention: Not applicable</p>
Funding	Academic or government funding (UK medical research council; UK department of health; University of Manchester)

RESULTS (NUMBERS ANALYSED) AND RISK OF BIAS FOR COMPARISON: PRAGMATIC REHABILITATION versus SUPPORTIVE LISTENING

Protocol outcome 1: Fatigue at longest follow up available

- Actual outcome for adults; severity mixed or unclear: Chalder's fatigue scale at 70 weeks; Group 1: mean 8.72 (SD 3.65); n=81, Group 2: mean 9.39 (SD 3.21); n=90; Chalder's fatigue scale (11-item, bimodal scoring) 0-11 Top=High is poor outcome; Comments: Baseline scores (SD), all randomised: pragmatic rehab 10.49 (1.12); supportive listening 10.52 (1.03)

Risk of bias: All domain - High, Selection - Low, Blinding - High, Incomplete outcome data - Low, Outcome reporting - Low, Measurement - Low, Crossover - Low, Subgroups - Low, Other 1 - Low, Comments - Randomisation stratified based on patient ambulatory status (using mobility aid most days) and whether or not patients fulfilled London ME criteria; Indirectness of outcome: No indirectness, Comments: NA; Baseline details: Gender, age, ambulatory status, and a number of other factors comparable. Baseline scores similar; Blinding details: Subjective patient reported outcome; Group 1 Number missing: 14, Reason: lost to follow-up (n=10 declined, n=3 no response, n=1 researcher safety concern); Group 2 Number missing: 11, Reason: lost to follow-up (n=6 declined, n=4 no response, n=1 researcher safety concern)

Protocol outcome 2: Physical functioning at longest follow up available

- Actual outcome for adults; severity mixed or unclear: SF-36 - physical functioning subscale at 70 weeks; Group 1: mean 43.27 (SD 27.38); n=81, Group 2: mean 35.72 (SD 25.94); n=90; SF-36 0-100 Top=High is good outcome; Comments: Baseline scores (SD), all randomised: pragmatic rehab 29.84 (17.86); supportive listening 30.64 (19.04)

Risk of bias: All domain - High, Selection - Low, Blinding - High, Incomplete outcome data - Low, Outcome reporting - Low, Measurement - Low, Crossover - Low, Subgroups - Low, Other 1 - Low, Comments - Randomisation stratified based on patient ambulatory status (using mobility aid most days) and whether or not patients fulfilled London ME criteria; Indirectness of outcome: No indirectness, Comments: NA; Baseline details: Gender, age, ambulatory status, and a number of other factors comparable. Baseline scores similar; Blinding details: Subjective patient reported outcome; Group 1 Number missing: 14, Reason: lost to follow-up (n=10 declined, n=3 no response, n=1 researcher safety concern); Group 2 Number missing: 11, Reason: lost to follow-up (n=6 declined, n=4 no response, n=1 researcher safety concern)

Protocol outcome 3: Psychological status at longest follow up available

- Actual outcome for adults; severity mixed or unclear: Hospital anxiety and depression scale - anxiety subscale at 70 weeks; Group 1: mean 9.54 (SD 4.7); n=81, Group 2: mean 9.62 (SD 4.87); n=90; Hospital anxiety and depression scale 0-21 Top=High is poor outcome; Comments: Baseline scores (SD), all randomised: pragmatic rehab 11.02 (4.77); supportive listening 10.80 (5.12)

Risk of bias: All domain - High, Selection - Low, Blinding - High, Incomplete outcome data - Low, Outcome reporting - Low, Measurement - Low, Crossover - Low, Subgroups - Low, Other 1 - Low, Comments - Randomisation stratified based on patient ambulatory status (using mobility aid most days) and whether or not patients fulfilled London ME criteria; Indirectness of outcome: No indirectness, Comments: NA; Baseline details: Gender, age, ambulatory status, and a number of other factors comparable. Baseline scores similar; Blinding details: Subjective patient reported outcome; Group 1 Number

missing: 14, Reason: lost to follow-up (n=10 declined, n=3 no response, n=1 researcher safety concern); Group 2 Number missing: 11, Reason: lost to follow-up (n=6 declined, n=4 no response, n=1 researcher safety concern)

- Actual outcome for adults; severity mixed or unclear: Hospital anxiety and depression scale - depression subscale at 70 weeks; Group 1: mean 7.88 (SD 4.45); n=81, Group 2: mean 8.67 (SD 4.51); n=90; Hospital anxiety and depression scale 0-21 Top=High is poor outcome; Comments: Baseline scores (SD), all randomised: pragmatic rehab 9.97 (4.08); supportive listening 9.73 (4.07)

Risk of bias: All domain - High, Selection - Low, Blinding - High, Incomplete outcome data - Low, Outcome reporting - Low, Measurement - Low, Crossover - Low, Subgroups - Low, Other 1 - Low, Comments - Randomisation stratified based on patient ambulatory status (using mobility aid most days) and whether or not patients fulfilled London ME criteria; Indirectness of outcome: No indirectness, Comments: NA; Baseline details: Gender, age, ambulatory status, and a number of other factors comparable. Baseline scores similar; Blinding details: Subjective patient reported outcome; Group 1 Number missing: 14, Reason: lost to follow-up (n=10 declined, n=3 no response, n=1 researcher safety concern); Group 2 Number missing: 11, Reason: lost to follow-up (n=6 declined, n=4 no response, n=1 researcher safety concern)

Protocol outcome 4: Sleep quality at longest follow up available

- Actual outcome for adults; severity mixed or unclear: Jenkins sleep scale at 70 weeks; Group 1: mean 12.32 (SD 5.61); n=81, Group 2: mean 13.18 (SD 5.71); n=90; Jenkins sleep scale 0-20 Top=High is poor outcome; Comments: Baseline scores (SD), all randomised: pragmatic rehab 14.11 (4.88); supportive listening 14.30 (4.75)

Risk of bias: All domain - High, Selection - Low, Blinding - High, Incomplete outcome data - Low, Outcome reporting - Low, Measurement - Low, Crossover - Low, Subgroups - Low, Other 1 - Low, Comments - Randomisation stratified based on patient ambulatory status (using mobility aid most days) and whether or not patients fulfilled London ME criteria; Indirectness of outcome: No indirectness, Comments: NA; Baseline details: Gender, age, ambulatory status, and a number of other factors comparable. Baseline scores similar; Blinding details: Subjective patient reported outcome; Group 1 Number missing: 14, Reason: lost to follow-up (n=10 declined, n=3 no response, n=1 researcher safety concern); Group 2 Number missing: 11, Reason: lost to follow-up (n=6 declined, n=4 no response, n=1 researcher safety concern)

RESULTS (NUMBERS ANALYSED) AND RISK OF BIAS FOR COMPARISON: PRAGMATIC REHABILITATION versus GP TREATMENT AS USUAL

Protocol outcome 1: Fatigue at longest follow up available

- Actual outcome for adults; severity mixed or unclear: Chalder's fatigue scale at 70 weeks; Group 1: mean 8.72 (SD 3.65); n=81, Group 2: mean 9.48 (SD 2.71); n=86; Chalder's fatigue scale (11-item, bimodal scoring) 0-11 Top=High is poor outcome; Comments: Baseline scores (SD), all randomised: pragmatic rehab 10.49 (1.12); usual care 10.34 (1.17)

Risk of bias: All domain - High, Selection - Low, Blinding - High, Incomplete outcome data - Low, Outcome reporting - Low, Measurement - Low, Crossover - Low, Subgroups - Low, Other 1 - Low, Comments - Randomisation stratified based on patient ambulatory status (using mobility aid most days) and whether or not patients fulfilled London ME criteria; Indirectness of outcome: No indirectness, Comments: NA; Baseline details: Gender, age, ambulatory

status, and a number of other factors comparable. Baseline scores similar; Blinding details: Subjective patient reported outcome; Group 1 Number missing: 14, Reason: lost to follow-up (n=10 declined, n=3 no response, n=1 researcher safety concern); Group 2 Number missing: 14, Reason: lost to follow-up (n=8 declined, n=6 no response)

Protocol outcome 2: Physical functioning at longest follow up available

- Actual outcome for adults; severity mixed or unclear: SF-36 - physical functioning subscale at 70 weeks; Group 1: mean 43.27 (SD 27.38); n=81, Group 2: mean 39.83 (SD 27.77); n=86; SF-36 0-100 Top=High is good outcome; Comments: Baseline scores (SD), all randomised: pragmatic rehab 29.84 (17.86); usual care 29.80 (19.63)

Risk of bias: All domain - High, Selection - Low, Blinding - High, Incomplete outcome data - Low, Outcome reporting - Low, Measurement - Low, Crossover - Low, Subgroups - Low, Other 1 - Low, Comments - Randomisation stratified based on patient ambulatory status (using mobility aid most days) and whether or not patients fulfilled London ME criteria; Indirectness of outcome: No indirectness, Comments: NA; Baseline details: Gender, age, ambulatory status, and a number of other factors comparable. Baseline scores similar; Blinding details: Subjective patient reported outcome; Group 1 Number missing: 14, Reason: lost to follow-up (n=10 declined, n=3 no response, n=1 researcher safety concern); Group 2 Number missing: 14, Reason: lost to follow-up (n=8 declined, n=6 no response)

Protocol outcome 3: Psychological status at longest follow up available

- Actual outcome for adults; severity mixed or unclear: Hospital anxiety and depression scale - anxiety subscale at 70 weeks; Group 1: mean 9.54 (SD 4.7); n=81, Group 2: mean 8.89 (SD 5.4); n=85; Hospital anxiety and depression scale 0-21 Top=High is poor outcome; Comments: Baseline scores (SD), all randomised: pragmatic rehab 11.02 (4.77); usual care 9.65 (5.06)

Risk of bias: All domain - High, Selection - Low, Blinding - High, Incomplete outcome data - Low, Outcome reporting - Low, Measurement - Low, Crossover - Low, Subgroups - Low, Other 1 - Low, Comments - Randomisation stratified based on patient ambulatory status (using mobility aid most days) and whether or not patients fulfilled London ME criteria; Indirectness of outcome: No indirectness, Comments: NA; Baseline details: Gender, age, ambulatory status, and a number of other factors comparable. Baseline scores similar; Blinding details: Subjective patient reported outcome; Group 1 Number missing: 14, Reason: lost to follow-up (n=10 declined, n=3 no response, n=1 researcher safety concern); Group 2 Number missing: 14, Reason: lost to follow-up (n=8 declined, n=6 no response)

- Actual outcome for adults; severity mixed or unclear: Hospital anxiety and depression scale - depression subscale at 70 weeks; Group 1: mean 7.88 (SD 4.45); n=81, Group 2: mean 8.06 (SD 4.75); n=85; Hospital anxiety and depression scale 0-21 Top=High is poor outcome; Comments: Baseline scores (SD), all randomised: pragmatic rehab 9.67 (4.08); usual care 9.26 (4.25)

Risk of bias: All domain - High, Selection - Low, Blinding - High, Incomplete outcome data - Low, Outcome reporting - Low, Measurement - Low, Crossover - Low, Subgroups - Low, Other 1 - Low, Comments - Randomisation stratified based on patient ambulatory status (using mobility aid most days) and whether or not patients fulfilled London ME criteria; Indirectness of outcome: No indirectness, Comments: NA; Baseline details: Gender, age, ambulatory status, and a number of other factors comparable. Baseline scores similar; Blinding details: Subjective patient reported outcome; Group 1 Number

missing: 14, Reason: lost to follow-up (n=10 declined, n=3 no response, n=1 researcher safety concern); Group 2 Number missing: 14, Reason: lost to follow-up (n=8 declined, n=6 no response)

Protocol outcome 4: Sleep quality at longest follow up available

- Actual outcome for adults; severity mixed or unclear: Jenkins sleep scale at 70 weeks; Group 1: mean 12.32 (SD 5.61); n=81, Group 2: mean 12.63 (SD 5.34); n=86; Jenkins sleep scale 0-20 Top=High is poor outcome; Comments: Baseline scores (SD), all randomised: pragmatic rehab 14.11 (4.88); usual care 12.85 (4.96)

Risk of bias: All domain - High, Selection - Low, Blinding - High, Incomplete outcome data - Low, Outcome reporting - Low, Measurement - Low, Crossover - Low, Subgroups - Low, Other 1 - Low, Comments - Randomisation stratified based on patient ambulatory status (using mobility aid most days) and whether or not patients fulfilled London ME criteria; Indirectness of outcome: No indirectness, Comments: NA; Baseline details: Gender, age, ambulatory status, and a number of other factors comparable. Baseline scores similar; Blinding details: Subjective patient reported outcome; Group 1 Number missing: 14, Reason: lost to follow-up (n=10 declined, n=3 no response, n=1 researcher safety concern); Group 2 Number missing: 14, Reason: lost to follow-up (n=8 declined, n=6 no response)

Protocol outcome 5: Exercise performance measure at longest follow up available

- Actual outcome for adults; severity mixed or unclear: Step-test - number of steps completed at 70 weeks; Group 1: mean 19.1 (SD 3.59); n=42, Group 2: mean 19.31 (SD 2.21); n=29; Top=High is good outcome; Comments: Baseline scores, mean (SD): pragmatic rehab n=77, 18.49 (3.81); usual care n=77, 18.31 (4.1); Step-test: Patients asked to step on and off a 20cm step "at a normal pace". In the event the patient reached subjective exhaustion before completing 20 steps, the time taken, and number of steps completed was recorded.

Risk of bias: All domain - Very high, Selection - Low, Blinding - High, Incomplete outcome data - High, Outcome reporting - Low, Measurement - Low, Crossover - Low, Subgroups - Low, Other 1 - Low, Comments - Randomisation stratified based on patient ambulatory status (using mobility aid most days) and whether or not patients fulfilled London ME criteria; Indirectness of outcome: No indirectness, Comments: NA; Baseline details: Gender, age, ambulatory status, and a number of other factors comparable. Baseline scores similar. ; Blinding details: Objective outcome, however result may be affected by knowledge of intervention due to effort required; Group 1 Number missing: 53, Reason: n=14 lost to follow-up (n=10 declined, n=3 no response, n=1 researcher safety concern); n=32 unwilling to attempt step-test; n=7 unclear; Group 2 Number missing: 71, Reason: n=14 lost to follow-up (n=8 declined, n=6 no response); n=45 unwilling to attempt step-test; n=12 unclear

- Actual outcome for adults; severity mixed or unclear: Step-test - time taken to complete steps at 70 weeks; Group 1: mean 49.9 seconds (SD 11.81); n=41, Group 2: mean 54.67 (SD 14.15); n=30; Top=High is poor outcome; Comments: Baseline scores, mean (SD): pragmatic rehab n=77, 63.91 (19.47); usual care n=77, 61.58 (16.44); Step-test: Patients asked to step on and off a 20cm step "at a normal pace". In the event the patient reached subjective exhaustion before completing 20 steps, the time taken, and number of steps completed was recorded.

Risk of bias: All domain - Very high, Selection - Low, Blinding - High, Incomplete outcome data - High, Outcome reporting - Low, Measurement - Low, Crossover - Low, Subgroups - Low, Other 1 - Low, Comments - Randomisation stratified based on patient ambulatory status (using mobility aid most days)

and whether or not patients fulfilled London ME criteria; Indirectness of outcome: No indirectness, Comments: NA; Baseline details: Gender, age, ambulatory status, and a number of other factors comparable. Baseline scores similar. ; Blinding details: Objective outcome, however result may be affected by knowledge of intervention due to effort required; Group 1 Number missing: 52, Reason: n=14 lost to follow-up (n=10 declined, n=3 no response, n=1 researcher safety concern); n=32 unwilling to attempt step-test; n=8 unclear; Group 2 Number missing: 70, Reason: n=14 lost to follow-up (n=8 declined, n=6 no response); n=45 unwilling to attempt step-test; n=11 unclear

RESULTS (NUMBERS ANALYSED) AND RISK OF BIAS FOR COMPARISON: SUPPORTIVE LISTENING versus GP TREATMENT AS USUAL

Protocol outcome 1: Fatigue at longest follow up available

- Actual outcome for adults; severity mixed or unclear: Chalder's fatigue scale at 70 weeks; Group 1: mean 9.39 (SD 3.21); n=90, Group 2: mean 9.48 (SD 2.71); n=86; Chalder's fatigue scale (11-item, bimodal scoring) 0-11 Top=High is poor outcome; Comments: Baseline scores (SD), all randomised: supportive listening 10.52 (1.03); usual care 10.34 (1.17)

Risk of bias: All domain - High, Selection - Low, Blinding - High, Incomplete outcome data - Low, Outcome reporting - Low, Measurement - Low, Crossover - Low, Subgroups - Low, Other 1 - Low, Comments - Randomisation stratified based on patient ambulatory status (using mobility aid most days) and whether or not patients fulfilled London ME criteria; Indirectness of outcome: No indirectness, Comments: NA; Baseline details: Gender, age, ambulatory status, and a number of other factors comparable. Baseline scores similar; Blinding details: Subjective patient reported outcome; Group 1 Number missing: 11, Reason: lost to follow-up (n=6 declined, n=4 no response, n=1 researcher safety concern); Group 2 Number missing: 14, Reason: lost to follow-up (n=8 declined, n=6 no response)

Protocol outcome 2: Physical functioning at longest follow up available

- Actual outcome for adults; severity mixed or unclear: SF-36 - physical functioning subscale at 70 weeks; Group 1: mean 35.72 (SD 25.94); n=90, Group 2: mean 39.83 (SD 27.77); n=86; SF-36 0-100 Top=High is good outcome; Comments: Baseline scores (SD), all randomised: supportive listening 30.64 (19.04); usual care 29.80 (19.63)

Risk of bias: All domain - High, Selection - Low, Blinding - High, Incomplete outcome data - Low, Outcome reporting - Low, Measurement - Low, Crossover - Low, Subgroups - Low, Other 1 - Low, Comments - Randomisation stratified based on patient ambulatory status (using mobility aid most days) and whether or not patients fulfilled London ME criteria; Indirectness of outcome: No indirectness, Comments: NA; Baseline details: Gender, age, ambulatory status, and a number of other factors comparable. Baseline scores similar; Blinding details: Subjective patient reported outcome; Group 1 Number missing: 11, Reason: lost to follow-up (n=6 declined, n=4 no response, n=1 researcher safety concern); Group 2 Number missing: 14, Reason: lost to follow-up (n=8 declined, n=6 no response)

Protocol outcome 3: Psychological status at longest follow up available

- Actual outcome for adults; severity mixed or unclear: Hospital anxiety and depression scale - anxiety subscale at 70 weeks; Group 1: mean 9.62 (SD

4.87); n=90, Group 2: mean 9.65 (SD 5.06); n=85; Hospital anxiety and depression scale 0-21 Top=High is poor outcome; Comments: Baseline scores (SD), all randomised: supportive listening 10.80 (5.12); usual care 9.65 (5.06)

Risk of bias: All domain - High, Selection - Low, Blinding - High, Incomplete outcome data - Low, Outcome reporting - Low, Measurement - Low, Crossover - Low, Subgroups - Low, Other 1 - Low, Comments - Randomisation stratified based on patient ambulatory status (using mobility aid most days) and whether or not patients fulfilled London ME criteria; Indirectness of outcome: No indirectness, Comments: NA; Baseline details: Gender, age, ambulatory status, and a number of other factors comparable. Baseline scores similar; Blinding details: Subjective patient reported outcome; Group 1 Number missing: 11, Reason: lost to follow-up (n=6 declined, n=4 no response, n=1 researcher safety concern); Group 2 Number missing: 15, Reason: lost to follow-up (n=8 declined, n=6 no response); n=1 not reported

- Actual outcome for adults; severity mixed or unclear: Hospital anxiety and depression scale - depression subscale at 70 weeks; Group 1: mean 8.67 (SD 4.51); n=90, Group 2: mean 8.06 (SD 4.75); n=85; Hospital anxiety and depression scale 0-21 Top=High is poor outcome; Comments: Baseline scores (SD), all randomised: supportive listening 9.73 (4.07); usual care 9.26 (4.25)

Risk of bias: All domain - High, Selection - Low, Blinding - High, Incomplete outcome data - Low, Outcome reporting - Low, Measurement - Low, Crossover - Low, Subgroups - Low, Other 1 - Low, Comments - Randomisation stratified based on patient ambulatory status (using mobility aid most days) and whether or not patients fulfilled London ME criteria; Indirectness of outcome: No indirectness, Comments: NA; Baseline details: Gender, age, ambulatory status, and a number of other factors comparable. Baseline scores similar; Blinding details: Subjective patient reported outcome; Group 1 Number missing: 11, Reason: lost to follow-up (n=6 declined, n=4 no response, n=1 researcher safety concern); Group 2 Number missing: 15, Reason: lost to follow-up (n=8 declined, n=6 no response); n=1 not reported

Protocol outcome 4: Sleep quality at longest follow up available

- Actual outcome for adults; severity mixed or unclear: Jenkins sleep scale at 70 weeks; Group 1: mean 13.18 (SD 5.71); n=90, Group 2: mean 12.63 (SD 5.34); n=86; Jenkins sleep scale 0-20 Top=High is poor outcome; Comments: Baseline scores (SD), all randomised: supportive listening 14.30 (4.75); usual care 12.85 (4.96)

Risk of bias: All domain - High, Selection - Low, Blinding - High, Incomplete outcome data - Low, Outcome reporting - Low, Measurement - Low, Crossover - Low, Subgroups - Low, Other 1 - Low, Comments - Randomisation stratified based on patient ambulatory status (using mobility aid most days) and whether or not patients fulfilled London ME criteria; Indirectness of outcome: No indirectness, Comments: NA; Baseline details: Gender, age, ambulatory status, and a number of other factors comparable. Baseline scores similar; Blinding details: Subjective patient reported outcome; Group 1 Number missing: 11, Reason: lost to follow-up (n=6 declined, n=4 no response, n=1 researcher safety concern); Group 2 Number missing: 14, Reason: lost to follow-up (n=8 declined, n=6 no response)

Protocol outcomes not reported by the study

Quality of life at longest follow up available; Mortality at longest follow up available; General symptom scales longest follow up available; Cognitive function at longest follow up available; Pain at longest follow up

available; Adverse events at longest follow up available; Activity levels at longest follow up available; Return to school or work at longest follow up available

Study	Friedberg 2016 ²⁶⁸
Study type	RCT (Patient randomised; Parallel)
Number of studies (number of participants)	(n=137)
Countries and setting	Conducted in USA; Setting: Home
Line of therapy	Unclear
Duration of study	Intervention + follow up: 12 months
Method of assessment of guideline condition	Partially adequate method of assessment/diagnosis: Patients primarily obtained from CFS-specialised physicians with large tertiary care practices in the USA, however study was also advertised in patient newsletters and websites. Meeting Fukuda 1994 symptom/impairment criteria for CFS. Patients were screened by a nurse over the phone for exclusionary medical conditions, so did not have a physical examination. They were asked to provide a note from their physicians confirming a diagnosis of CFS but only 47% of participants did this.
Stratum	adults - severe: Age 18-65; study author reported participants were severely affected.
Subgroup analysis within study	Not applicable: NA
Inclusion criteria	Aged 18-65 years; not pregnant; physically capable of doing self-management program; at least 6 months of persistent, unremitting fatigue; meeting Fukuda 1994 symptom and impairment criteria for CFS, including at least 6 months of persistent fatigue and 4/8 secondary symptoms.
Exclusion criteria	Medical exclusions consisted of cases of fatigue clearly attributable to self-report medical conditions (such as untreated hypothyroidism, unstable diabetes, chronic infections, or AIDS). Exclusionary psychiatric conditions included self-reported psychosis, substance or alcohol abuse in 2 years prior to illness onset or any time after, current or past depression with melancholic or psychotic features within 5 years prior to illness onset or any time after.

Recruitment/selection of patients	Patients primarily recruited from 5 CFS-specialised physicians with large tertiary care practices in the USA, however study was also advertised in patient newsletters and websites.
Age, gender and ethnicity	Age - Mean (SD): FSM:ACT 48.01 (12.43); FSM:CTR 46.99 (10.79); usual care 50.03 (11.28) years. Gender (M:F): 16/121. Ethnicity: 92% white
Further population details	-
Indirectness of population	Serious indirectness: 1994 CDC criteria used; PEM is not a compulsory feature.
Interventions	<p>(n=89) Intervention 1: self-management - self-management programmes. 2 fatigue self-management programmes with slight differences (as below). They involved no face-to-face visits or clinical contacts with an interventionist. The program (delivered by booklet and audio CDs) educated the participant about diagnosis, possible causal factors in CFS; stress factors and behaviours that play a role in disturbed sleep patterns, post-exertional symptoms, and push-crash activity cycles. Persistent fatigue was explained as a symptom associated with doing too much or too little. Optimal self-management intended to provide healthy balance between mental and physical exertion and rest. Daily diary used to identify baseline activities, symptoms, stress levels. Self-management text showed participants how to identify unhelpful behaviours and beliefs about illness followed by the development of more useful cognitive and behavioural coping strategies. Program encouraged individualised self-scheduling of home-based assignments, sleep-rest assignments and coping skills. The final topic was post-intervention planning for maintenance of new skills. Duration: 3months</p> <p>1. Fatigue self-management with actigraphs and web diaries (FSM:ACT). Participants received a 56 page self-management booklet and 2 audio CDs that duplicated the booklet. A relaxation audio CD was also included. Daily online web diaries were assigned to monitor fatigue and track compliance with the program. Actigraphs were worn 24/7 for 1 week at baseline, and at 3 month and 12 month follow-ups. Actigraphs were used for research purposes, and not to assist the intervention. Duration: 3 months</p> <p>2. Fatigue self-management with step counters and paper diaries (FSM:CTR). Participants received the same self-management program as the FSM:ACT group but with the following differences. Daily paper diaries (converted to paper from web diary forms used in FSM:ACT) were assigned to monitor fatigue. Pedometers were worn 24/7 except when sleeping or bathing at the 1 week assessment periods (baseline, 3 month and 12 month follow-ups). Subjects recorded number of steps indicated on the step counter at the end of each</p>

	<p>assessment day. Duration 12 weeks. Concurrent medication/care: Not reported. Indirectness: No indirectness; Indirectness comment: NA Further details: 1. type of intervention: Other intervention: content specific to ME/CFS but self-delivered Comments: 2 types of self-management programme combined</p> <p>(n=48) Intervention 2: usual care - standard medical care. Consisted of patient's usual care (not further specified). Participants filled out daily online web diary and wore actigraphs during 1 week assessment periods only (baseline, and 3 month and 12 month follow-ups). Actigraphs were used for research purposes, and not to assist the intervention. Duration 12 weeks. Concurrent medication/care: Not reported. Indirectness: No indirectness; Indirectness comment: NA Further details: 1. type of intervention: Not Applicable</p>
Funding	Academic or government funding (National Institute of Nursing Research)
<p>RESULTS (NUMBERS ANALYSED) AND RISK OF BIAS FOR COMPARISON: SELF-MANAGEMENT PROGRAMMES versus USUAL CARE/NO TREATMENT CONTROL</p> <p>Protocol outcome 1: Fatigue at longest follow up available - Actual outcome for adults - severe: Fatigue severity scale at 12 months ; Group 1: mean 6.05 (SD 0.8); n=78, Group 2: mean 6.42 (SD 0.8); n=46; fatigue severity scale Top=High is poor outcome; Comments: Baseline values: self-management 6.49 (0.5), usual care 6.62 (0.48) SDs calculated from SEs Risk of bias: All domain - High, Selection - Low, Blinding - High, Incomplete outcome data - Low, Outcome reporting - Low, Measurement - Low, Crossover - Low; Indirectness of outcome: No indirectness, Comments: NA; Group 1 Number missing: 11, Reason: unclear ; Group 2 Number missing: 2, Reason: unclear</p> <p>Protocol outcome 2: Physical functioning at longest follow up available - Actual outcome for adults - severe: SF36 physical function at 12 months ; Group 1: mean 46.13 (SD 23.3); n=80, Group 2: mean 44.07 (SD 23.3); n=45; SF36 physical function 0-100 Top=High is good outcome; Comments: Baseline values: self-management 37.75 (20.2), usual care 45.77 (20.3) SDs calculated from SEs Risk of bias: All domain - High, Selection - Low, Blinding - High, Incomplete outcome data - Low, Outcome reporting - Low, Measurement - Low, Crossover - Low; Indirectness of outcome: No indirectness, Comments: NA; Group 1 Number missing: 9, Reason: unclear ; Group 2 Number missing: 3, Reason: unclear</p>	

Protocol outcome 3: Psychological status at longest follow up available

- Actual outcome for adults - severe: Beck depression inventory at 12 months ; Group 1: mean 13.75 (SD 9.42); n=80, Group 2: mean 18.64 (SD 9.3); n=45; Beck depression inventory 0-63 Top=High is poor outcome; Comments: Baseline values: self-management 18.53 (10.79), usual care 20.38 (10.6) SDs calculated from SEs

Risk of bias: All domain - High, Selection - Low, Blinding - High, Incomplete outcome data - Low, Outcome reporting - Low, Measurement - Low, Crossover - Low; Indirectness of outcome: No indirectness, Comments: NA; Group 1 Number missing: 9, Reason: unclear ; Group 2 Number missing: 3, Reason: unclear

- Actual outcome for adults - severe: Beck anxiety inventory at 12 months ; Group 1: mean 15.8 (SD 10.36); n=78, Group 2: mean 18.3 (SD 10.3); n=43; Beck anxiety inventory 0-63 Top=High is poor outcome; Comments: Baseline values: self-management 17.59 (10.36), usual care 18.84 (10.3) SDs calculated from SEs

Risk of bias: All domain - High, Selection - Low, Blinding - High, Incomplete outcome data - Low, Outcome reporting - Low, Measurement - Low, Crossover - Low; Indirectness of outcome: No indirectness, Comments: NA; Group 1 Number missing: 11, Reason: unclear ; Group 2 Number missing: 5, Reason: unclear

Protocol outcomes not reported by the study

Quality of life at longest follow up available; Mortality at longest follow up available; General symptom scales longest follow up available; Fatigue at longest follow up available; Physical functioning at longest follow up available; Cognitive function at longest follow up available; Psychological status at longest follow up available; Pain at longest follow up available; Sleep quality at longest follow up available; Adverse events at longest follow up available; Activity levels at longest follow up available; return to school or work at longest follow up available; Exercise performance measure at longest follow up available

Study	Fukuda 2016 ²⁷³
Study type	RCT (Patient randomised; Parallel)
Number of studies (number of participants)	(n=43)
Countries and setting	Conducted in Japan; Setting: Single centre, outpatient
Line of therapy	Unclear
Duration of study	Intervention + follow up: 12 weeks
Method of assessment of guideline condition	Adequate method of assessment/diagnosis: Patients who were diagnosed with CFS according to 1994 CDC criteria
Stratum	adults; severity mixed or unclear: Age >20 years; no info on severity
Subgroup analysis within study	Not applicable: NA
Inclusion criteria	Patients diagnosed with CFS according to 1994 CDC criteria; age >20. Patients who had been on ubiquinol before recruitment were included after a washout period of at least 4 weeks.
Exclusion criteria	Diseases that induce fatigue; pregnancy or lactation; allergies to certain materials (e.g. soft capsules); physician determined ineligibility for various reasons
Recruitment/selection of patients	Patients who had visited a single university hospital outpatient clinic and were diagnosed with CFS
Age, gender and ethnicity	Age - Mean (SD): ubiquinol 34.8 (9.36) years; placebo 39.5 (8.5) years. Gender (M:F): 7/25. Ethnicity: Not reported
Further population details	-

Extra comments	Population details reported are in analysed population (patients randomised who completed treatment, ubiquinol n=17 and placebo n=14) M/F ratio in placebo group reported as 3/12 (inconsistent with no. in analysed group), hence inconsistency in extracted M/F ratio for study.
Indirectness of population	Serious indirectness: 1994 CDC criteria used; PEM is not a compulsory feature.
Interventions	<p>(n=21) Intervention 1: dietary supplementation - co-enzyme Q10. Capsules containing ubiquinol-10, provided by Kaneka, 50mg in each capsule. 3 capsules (150mg) taken daily after a meal. Supplementation time and methods were left to patient's discretion. Duration 12 weeks. Concurrent medication/care: n=5 took vitamin C supplements; n=3 on psychoactive medications. All patients instructed not to take CoQ10 supplements 4 weeks before pre-intervention test. Indirectness: No indirectness; Indirectness comment: NA Further details: 1. type of intervention: Not applicable</p> <p>(n=22) Intervention 2: placebo or sham - placebo/sham. Capsules containing placebo, provided by Kaneka (not further described). 3 capsules daily after a meal. The supplementation time and methods were left to the patient's discretion. Duration 12 weeks. Concurrent medication/care: n=9 took vitamin C supplements; n=1 on psychoactive medications. All patients instructed not to take CoQ10 supplements 4 weeks before pre-intervention test. Indirectness: No indirectness; Indirectness comment: NA Further details: 1. type of intervention: Not applicable</p>
Funding	Other (Kaneka Inc (industry) provided study grants to main authors, partly funded study, and provided study drugs; Ministry of Health, Labour and Welfare (government) partly funded study)

RESULTS (NUMBERS ANALYSED) AND RISK OF BIAS FOR COMPARISON: UBIQUINOL-10 (CO-ENZYME Q10) versus PLACEBO

Protocol outcome 1: Cognitive function at longest follow up available

- Actual outcome for adults; severity mixed or unclear: Uchida-Kraepelin psychodiagnostic test - number of responses at 12 weeks; Group 1: mean 222.9 (SD 74.63); n=17, Group 2: mean 217.2 (SD 65.48); n=14. Comments: Baseline scores, mean (SD): ubiquinol 202.2 (76.28); placebo 216.9 (66.98); standard deviations calculated from standard error. 5 minute arithmetic task; consisted of a series of addition questions with single digit figures that were displayed on a computer screen. Subjects selected a number on a computer keypad that corresponded to their answer.

Risk of bias: All domain - Very high, Selection - High, Blinding - Low, Incomplete outcome data - High, Outcome reporting - Low, Measurement - Low, Crossover - Low, Subgroups - Low, Other 1 - Low, Comments - Randomisation - block randomisation stratified by age, sex, psychiatric comorbidity - no further details. Outcome reporting - correct rate and response time per question results for Uchida-Kraepelin test reported only as not statistically significant; Indirectness of outcome: No indirectness, Comments: NA; Baseline details: Baseline age, sex, CES-D score, Chalder fatigue score, CoQ10 levels similar. Baseline scores similar.; Group 1 Number missing: 4, Reason: n=1 discontinued intervention due to deconditioning (not further explained); n=3 did not receive intervention (n=2 withdrew consent, n=1 deconditioning); Group 2 Number missing: 8, Reason: n=2 discontinued intervention due to breaking rules or not participating in test; n=6 did not receive intervention (n=3 withdrew consent, n=2 deconditioning, n=1 diarrhoea prior to receiving treatment)

- Actual outcome for adults; severity mixed or unclear: Uchida-Kraepelin psychodiagnostic test - number of correct responses at 12 weeks; Group 1: mean 216 (SD 76.28); n=17, Group 2: mean 211.9 (SD 66.98); n=14. Comments: Baseline scores, mean (SD): ubiquinol 197.4 (77.51); placebo 212.4 (68.10); standard deviations calculated from standard error. 5 minute arithmetic task; consisted of a series of addition questions with single digit figures that were displayed on a computer screen. Subjects selected a number on a computer keypad that corresponded to their answer.

Risk of bias: All domain - Very high, Selection - High, Blinding - Low, Incomplete outcome data - High, Outcome reporting - Low, Measurement - Low, Crossover - Low, Subgroups - Low, Other 1 - Low, Comments - Randomisation - block randomisation stratified by age, sex, psychiatric comorbidity - no further details. Outcome reporting - correct rate and response time per question results for Uchida-Kraepelin test reported only as not statistically significant. ; Indirectness of outcome: No indirectness, Comments: NA; Baseline details: Baseline age, sex, CES-D score, Chalder fatigue score, CoQ10 levels similar. Baseline scores similar.; Group 1 Number missing: 4, Reason: n=1 discontinued intervention due to deconditioning (not further explained); n=3 did not receive intervention (n=2 withdrew consent, n=1 deconditioning); Group 2 Number missing: 8, Reason: n=2 discontinued intervention due to breaking rules or not participating in test; n=6 did not receive intervention (n=3 withdrew consent, n=2 deconditioning, n=1 diarrhoea prior to receiving treatment)

Protocol outcome 2: adverse events at longest follow up available

- Actual outcome for adults; severity mixed or unclear: Serious adverse events at 12 weeks; Group 1: 0/18, Group 2: 0/16; Comments: Serious adverse events including hospitalisations related to study intervention

Risk of bias: All domain - High, Selection - High, Blinding - Low, Incomplete outcome data - Low, Outcome reporting - Low, Measurement - Low, Crossover - Low, Subgroups - Low, Other 1 - Low, Comments - Randomisation - block randomisation stratified by age, sex, psychiatric comorbidity - no further details. Incomplete outcome - number analysed in safety analysis not clearly reported, but likely all participants who received treatment.

; Indirectness of outcome: No indirectness, Comments: NA; Baseline details: Baseline age, sex, CES-D score, Chalder fatigue score, CoQ10 levels similar. Medical comorbidities not reported; Blinding details: Unclear who outcome assessor is, so unclear if blinded. Medical staff and patients reported to be blinded. Placebo not described in detail - unclear if identical to active treatment. ; Group 1 Number missing: , Reason: n=1 discontinued intervention due to deconditioning (not further explained); n=3 did not receive intervention (n=2 withdrew consent, n=1 deconditioning); Group 2 Number missing: ,

Reason: n=2 discontinued intervention due to breaking rules or not participating in test; n=6 did not receive intervention (n=3 withdrew consent, n=2 deconditioning, n=1 diarrhoea prior to receiving treatment)

Protocol outcomes not reported by the study

Quality of life at longest follow up available; Mortality at longest follow up available; General symptom scales longest follow up available; Fatigue at longest follow up available; Physical functioning at longest follow up available; Psychological status at longest follow up available; Pain at longest follow up available; Sleep quality at longest follow up available; Activity levels at longest follow up available; Return to school or work at longest follow up available; Exercise performance measure at longest follow up available

Study	Fulcher 1997 ²⁷⁴
Study type	RCT (Patient randomised; Parallel)
Number of studies (number of participants)	1 (n=66)
Countries and setting	Conducted in United Kingdom; Setting: secondary care (outpatients referred to chronic fatigue clinic at general hospital department of psychiatry)
Line of therapy	Unclear
Duration of study	Intervention time: 12 weeks
Method of assessment of guideline condition	Adequate method of assessment/diagnosis: Oxford criteria
Stratum	adults; severity mixed or unclear
Subgroup analysis within study	Not applicable
Inclusion criteria	Outpatients referred to chronic fatigue clinic in general hospital of psychiatry, meeting Oxford criteria for chronic fatigue syndrome, for which other disorders had been excluded. Patients with ME/CFS who also had a psychiatric disorder or insomnia were offered treatment for their comorbid disorder and if this was successful but still met criteria for ME/CFS, they were recruited into the trial.
Exclusion criteria	Patients with current psychiatric disorder or symptomatic insomnia (assessed using structured clinical interview for the DSM-III-R)
Recruitment/selection of patients	Not specified; number of patients specified by power calculation to allow 10% drop-out.
Age, gender and ethnicity	Age - Mean (SD): 37.2 (10.7). Gender (M:F): 17/49. Ethnicity: Not specified

Further population details	
Extra comments	Mean illness duration (range): 2.7 (0.6-19) years; n=20 were taking full dose antidepressants; n=10 were taking low dose tricyclic anti-depressants as hypnotics; 27 (41%) had successfully been treated for a comorbid disorder beforehand but still met criteria for 'chronic fatigue syndrome'
Indirectness of population	Serious indirectness: Oxford criteria used; PEM is not a compulsory feature.
Interventions	<p>(n=33) Intervention 1: Exercise interventions - GET. Patients attended weekly for 12 weeks of supervised treatment and the next week's exercise prescription. All laboratory sessions were supervised by an exercise physiologist using basic principles of exercise prescription, adapted for the patients' current's capacity. Home exercise was prescribed on at least five days a week, with initial sessions lasting between five and 15 minutes at an intensity of 40% of peak oxygen consumption (roughly 50% of the maximum recorded heart rate). The daily exercise prescription was increased by one or two minutes (negotiated with the patient each week) up to a minimum of 30 minutes. The intensity of the exercise was then increased to a maximum of 60% of peak oxygen consumption. Patients were given ambulatory heart rate monitors to ensure that they reached but did not exceed target heart rates. The main exercise was walking but patients were encouraged to take other modes of exercise such as cycling and swimming. Patients were advised not to exceed prescribed exercise during a good phase. If patients complained of increased fatigue they were advised to continue at the same level of exercise for an extra week and increase when fatigue had lessened. Duration 12 weeks. Concurrent medication/care: Of all patients included in the study, n=20 were taking full dose antidepressants; n=10 were taking low dose tricyclic anti-depressants as hypnotics. All were told to continue their medication unchanged. Indirectness: No indirectness Further details: 1. type of intervention: supervised by an exercise physiologist, unclear whether they were experienced/specialised in ME/CFS</p> <p>(n=33) Intervention 2: Exercise interventions - physical rehabilitation. Flexibility and relaxation sessions were provided by the same exercise physiologist. Each patient was taught a stretching routine and relaxation techniques. Patients were encouraged to start with sessions of 10 minutes increasing to 30 minutes a day every five days a week as more stretching exercises were added. They were specifically told to avoid doing any extra physical activities. Patients kept a weekly activity diary, recording the type, duration and response to exercise or stretching, which determined the next week's prescription. Duration 12 weeks. Concurrent</p>

	medication/care: Of all patients included in the study, n=20 were taking full dose anti-depressants; n=10 were taking low dose tricyclic anti-depressants as hypnotics. All were told to continue their medication unchanged. Indirectness: No indirectness; Indirectness comment: none Further details: 1. type of intervention: supervised by an exercise physiologist, unclear whether they were experienced/specialised in ME/CFS
Funding	Other (Lindbury Trust, a Sainsbury charitable trust)

RESULTS (NUMBERS ANALYSED) AND RISK OF BIAS FOR COMPARISON: GET versus FLEXIBILITY TREATMENT

Protocol outcome 1: General symptom scales at longest follow up available

- Actual outcome for adults; severity mixed or unclear: Clinical global impression change score (overall change score compared with study onset, score between 1 and 7, where 1='very much better', 7='very much worse', 4='no change') at after treatment completion (12 weeks); Group 1: 16/29, Group 2: 8/30; Comments: The outcome was analysed categorically, a score of 1 or 2 ('very much better' or 'much better' being considered clinically important versus scores of 3 to 7 ('a little bit better' to 'very much worse'). Hence participants with a score 1 or 2 are considered clinically improved and extracted as the number of events for the purpose of this analysis.

n=7 participants (four in the exercise group and three in the flexibility group) did not attend the psychiatrist (outcome assessor) at the correct time despite completing treatment; these patients assessed their clinical global impression score retrospectively and returned it by post.

Risk of bias: All domain - Low, Selection - Low, Blinding - Low, Incomplete outcome data - Low, Outcome reporting - Low, Measurement - Low, Crossover - Low, Subgroups - Low, Other 1 - Low; Indirectness of outcome: No indirectness; Blinding details: Participants and caregivers were not blind due the different nature of the interventions but this is unlikely to have influenced the results. The outcome was subjective but the outcome assessors were blind to the intervention, making this a low domain risk of bias; Group 1 Number missing: 4, Reason: n=1 dropped out because the treatment made them worse; other reasons not stated; Group 2 Number missing: 3, Reason: n=1 dropped out because the treatment made them worse; other reasons not stated

Protocol outcome 2: Fatigue at longest follow up available

- Actual outcome for adults; severity mixed or unclear: Chalder fatigue score (normal/usual score: 14) at after treatment completion (12 weeks); Group 1: mean 20.5 (SD 8.9); n=29, Group 2: mean 27.4 (SD 7.4); n=30; Chalder fatigue score (14 items) 0-42 Top=High is poor outcome; Comments: Normal or usual score is 14

Risk of bias: All domain - High, Selection - Low, Blinding - High, Incomplete outcome data - Low, Outcome reporting - Low, Measurement - Low, Crossover - Low, Subgroups - Low, Other 1 - Low, Comments -; Indirectness of outcome: No indirectness; Blinding details: It was not possible to blind participants and caregivers to treatment allocation due the different nature of the interventions. Considering this was a subjective, self-rated outcome, knowledge of

the intervention may have led to bias in self-rated scores. ; Group 1 Number missing: 4, Reason: n=1 dropped out because the treatment made them worse; other reasons not stated; Group 2 Number missing: 3, Reason: n=1 dropped out because the treatment made them worse; other reasons not stated

Protocol outcome 3: Physical functioning at longest follow up available

- Actual outcome for adults; severity mixed or unclear: SF-36 physical function score at after treatment completion (12 weeks); Group 1: mean 69 (SD 18.5); n=29, Group 2: mean 55 (SD 21.8); n=30; SF-36 physical function 0-100 Top=High is good outcome

Risk of bias: All domain - High, Selection - Low, Blinding - High, Incomplete outcome data - Low, Outcome reporting - Low, Measurement - Low, Crossover - Low, Subgroups - Low, Other 1 - Low; Indirectness of outcome: No indirectness; Blinding details: It was not possible to blind participants and caregivers to treatment allocation due the different nature of the interventions. Considering this was a subjective, self-rated outcome, knowledge of the intervention may have led to bias in self-rated scores; Group 1 Number missing: 4, Reason: n=1 dropped out because the treatment made them worse; other reasons not stated; Group 2 Number missing: 3, Reason: n=1 dropped out because the treatment made them worse; other reasons not stated

Protocol outcome 4: Exercise performance measure at longest follow up available

- Actual outcome for adults; severity mixed or unclear: Treadmill walking test duration (min) at after treatment completion (12 weeks); Group 1: mean 12.4 minute (SD 3.5); n=29, Group 2: mean 11 minute (SD 3.3); n=30; Comments: A treadmill walking test was carried out at a constant 5km/h, the slope being increased every two minutes; all patients were encouraged to continue the test to their maximum. Both available case and intention to treat analysis results are reported in the paper. Available case analysis results are extracted.

Risk of bias: All domain - Low, Selection - Low, Blinding - Low, Incomplete outcome data - Low, Outcome reporting - Low, Measurement - Low, Crossover - Low, Subgroups - Low, Other 1 - Low; Indirectness of outcome: No indirectness; Blinding details: Participants and caregivers were not blind due the different nature of the interventions; However, the outcome was objective and thus it is unlikely for lack of blinding to have influenced the results; Group 1 Number missing: 4, Reason: n=1 dropped out because the treatment made them worse; other reasons not stated; Group 2 Number missing: 3, Reason: n=1 dropped out because the treatment made them worse; other reasons not stated

Protocol outcomes not reported by the study

Mortality at longest follow up available; General symptom scales longest follow up available; Cognitive function at longest follow up available; Psychological status at longest follow up available; Pain at longest follow up available; Sleep quality at longest follow up available; Adverse events at longest follow up available; Activity levels at longest follow up available; Return to school or work at longest follow up available

Study (subsidiary papers)	GETSET trial: Clark 2017¹⁶⁴ (Clark 2016¹⁶³)
Study type	RCT (Patient randomised; Parallel)
Number of studies (number of participants)	1 (n=211)
Countries and setting	Conducted in United Kingdom; Setting: two UK National Health Service (NHS) secondary-care clinics for chronic fatigue syndrome in central London and Kent
Line of therapy	Unclear
Duration of study	Intervention + follow up: 12 weeks (8 weeks + 4 weeks)
Method of assessment of guideline condition	Adequate method of assessment/diagnosis: clinical diagnosis based on the NICE criteria; medical assessment by the clinic doctor included history, physical, and mental state examinations, and laboratory tests, as recommended by NICE before trial entry to exclude alternative diagnoses.
Stratum	adults; severity mixed or unclear: aged 18 years and older, meeting the NICE criteria
Subgroup analysis within study	Not applicable: NA
Inclusion criteria	Aged 18 years and older; diagnosed with chronic fatigue syndrome; meeting the NICE criteria, which are used by NHS clinicians (at least 4 months of clinically evaluated, unexplained, persistent, or relapsing fatigue with a definite onset that has resulted in a substantial reduction in activity and that is characterised by post exertional malaise or fatigue, or both; at least one of ten related symptoms: difficulty sleeping, headaches, cognitive dysfunction, general malaise or flu-like symptoms, painful lymph nodes, sore throat, physical or mental exertion making symptoms worse, dizziness or nausea, palpitations, or multisite muscle or joint pain without evidence of inflammation)
Exclusion criteria	Younger than 18 years; current suicidal thoughts or comorbid psychiatric conditions requiring exclusion; had read the GES guide previously; had already received GET at one of the trial clinics; unable to speak or read English adequately; physical contraindications to exercise

Recruitment/selection of patients	Adult patients attending study clinics, meeting the eligibility criteria
Age, gender and ethnicity	Age - Mean (SD): GET group 38·1 (11·1) years, control group 38·7 (12·7) years. Gender (M:F): 44/167. Ethnicity: GET group 88% white, control group 90% white
Further population details	-
Indirectness of population	No indirectness: NA
Interventions	<p>(n=107) Intervention 1: Exercise interventions - GET. Graded exercise therapy: Self-help booklet describing a 6-step programme of graded exercise self-management, based on the approach of GET developed for the PACE trial and NICE recommendations. Six steps: stabilising a daily routine, starting regular stretching, deciding on a physical activity goal and choosing a type of activity with which to start, setting a physical activity baseline, increasing the duration of physical activity and finally the intensity. If symptoms increased after an incremental change in activity, participants were advised to maintain activity at the same level until symptoms had settled, before considering another incremental increase. In the first 30 minute session (face-to-face, by Skype or by phone), a physiotherapist provided guidance on following the booklet and answered any questions. Up to 3 further 20 minute appointments by skype/telephone were offered over 8 weeks by 2 experienced physiotherapists who were trained to support participants in using the booklet, but explicitly told not to provide therapy. Physiotherapists inquired about progress, answered questions, with a focus on moving forward to the next step, recognised achievements and provided feedback, with the aim of increasing motivation and self-efficacy. A therapy leader trained the two physiotherapists until they were deemed competent and then provided regular individual supervision. Physiotherapists followed a manual and all participant guidance sessions were audio-recorded for supervision, feedback, and monitoring of treatment integrity. If a participant could not be contacted by telephone or Skype, an email was sent to re-engage them. Duration 8 weeks. Concurrent medication/care: Before randomisation, all patients had at least one specialist medical care consultation, delivered by doctors with specialist experience in chronic fatigue syndrome. SMC could involve prescriptions or advice regarding medication, as indicated for symptoms or comorbid conditions such as insomnia, pain, or depressive illness. Although not routinely scheduled during the trial, further SMC sessions were available after randomisation for patients who required it, but it was not a standardised intervention. Indirectness: No indirectness; Indirectness comment: NA</p> <p>Further details: 1. type of intervention: involved physiotherapists trained by therapy leader (unclear whether</p>

	<p>they were experienced/specialised in ME/CFS); all participants had access to specialist medical care delivered by doctors with specialist experience in chronic fatigue syndrome</p> <p>(n=104) Intervention 2: usual care - standard medical care. Before randomisation, all patients had at least one specialist medical care consultation, delivered by doctors with specialist experience in chronic fatigue syndrome. SMC could involve prescriptions or advice regarding medication, as indicated for symptoms or comorbid conditions such as insomnia, pain, or depressive illness. Although not routinely scheduled during the trial, further SMC sessions were available after randomisation for patients who required it, but it was not a standardised intervention. Duration study duration. Concurrent medication/care: NA. Indirectness: No indirectness; Indirectness comment: NA</p> <p>Further details: 1. type of intervention: specialist medical care consultation, delivered by doctors with specialist experience in chronic fatigue syndrome</p>
Funding	Academic or government funding (UK National Institute for Health Research, Research for Patient Benefit Programme and the Sue Estermann Fund)

RESULTS (NUMBERS ANALYSED) AND RISK OF BIAS FOR COMPARISON: GET versus STANDARD MEDICAL CARE

Protocol outcome 1: General symptom scales at longest follow up available

- Actual outcome for adults; severity mixed or unclear: Patient reported clinical global impression of change in CFS (positive vs. negative and minimum) at 12 weeks; OR; 4.4 (95%CI 1.7 to 12.2) (p value : 0.002);

Risk of bias: All domain - Very high, Selection - High, Blinding - High, Incomplete outcome data - High, Outcome reporting - Low, Measurement - Low, Crossover - Low; Indirectness of outcome: No indirectness, Comments: NA; Baseline details: control group were more physically active; Group 1 Number missing: 10, Reason: lost to follow up; Group 2 Number missing: 3, Reason: lost to follow up

Protocol outcome 2: Fatigue at longest follow up available

- Actual outcome for adults; severity mixed or unclear: Chalder fatigue questionnaire at 12 weeks; MD; -4.3 (95%CI -6.3 to -2.4) (p value: <0.0001) Chalder fatigue questionnaire 0-33 Top=High is poor outcome, Comments: Baseline values: GET 26.3 (4.8), control 26 (4.6);

Risk of bias: All domain - Very high, Selection - High, Blinding - High, Incomplete outcome data - Low, Outcome reporting - Low, Measurement - Low, Crossover - Low; Indirectness of outcome: No indirectness, Comments: NA; Baseline details: control group were more physically active; Group 1 Number missing: 10, Reason: lost to follow up; Group 2 Number missing: 2, Reason: lost to follow up

Protocol outcome 3: Physical functioning at longest follow up available

- Actual outcome for adults; severity mixed or unclear: SF36 physical function at 12 weeks; MD; 6.9 (95%CI 2.2 to 11.6) (p value : 0.004) SF36 physical function 0-100 Top=High is good outcome, Comments: Baseline values: GET 47.3 (22.2), control 50.1 (22.6);

Risk of bias: All domain - Very high, Selection - High, Blinding - High, Incomplete outcome data - Low, Outcome reporting - Low, Measurement - Low, Crossover - Low; Indirectness of outcome: No indirectness, Comments: NA; Baseline details: control group were more physically active; Group 1 Number missing: 10, Reason: lost to follow up; Group 2 Number missing: 2, Reason: lost to follow up

Protocol outcome 4: Psychological status at longest follow up available

- Actual outcome for adults; severity mixed or unclear: Hospital anxiety and depression scale - depression at 12 weeks; MD; -1.2 (95%CI -1.9 to -0.4) (p value : 0.002) HADS - depression 0-21 Top=High is poor outcome, Comments: Baseline values: GET 9 (3.9), control 8.8 (4.1);

Risk of bias: All domain - Very high, Selection - High, Blinding - High, Incomplete outcome data - Low, Outcome reporting - Low, Measurement - Low, Crossover - Low; Indirectness of outcome: No indirectness, Comments: NA; Baseline details: control group were more physically active; Group 1 Number missing: 10, Reason: lost to follow up; Group 2 Number missing: 3, Reason: lost to follow up

- Actual outcome for adults; severity mixed or unclear: Hospital anxiety and depression scale - anxiety at 12 weeks; MD; -1.1 (95%CI -2 to -0.3) (p value : 0.006) HADS - anxiety 0-21 Top=High is poor outcome, Comments: Baseline values: GET 8.6 (4.7), control 8.7 (4.7);

Risk of bias: All domain - Very high, Selection - High, Blinding - High, Incomplete outcome data - Low, Outcome reporting - Low, Measurement - Low, Crossover - Low; Indirectness of outcome: No indirectness, Comments: NA; Baseline details: control group were more physically active; Group 1 Number missing: 10, Reason: lost to follow up; Group 2 Number missing: 3, Reason: lost to follow up

Protocol outcome 5: Adverse events at longest follow up available

- Actual outcome for adults; severity mixed or unclear: non-serious adverse events at 12 weeks; Group 1: 27/97, Group 2: 23/101; Comments: not specified

Risk of bias: All domain - Very high, Selection - High, Blinding - High, Incomplete outcome data - Low, Outcome reporting - Low, Measurement - Low, Crossover - Low; Indirectness of outcome: No indirectness, Comments: NA; Baseline details: control group were more physically active; Group 1 Number missing: 10, Reason: lost to follow up; Group 2 Number missing: 3, Reason: lost to follow up

- Actual outcome for adults; severity mixed or unclear: serious adverse events at 12 weeks; Group 1: 1/97, Group 2: 2/101; Comments: a participant attended Accident and Emergency [A&E] department after falling and damaging an arm; no fracture was found, and they were discharged; a participant attended A&E after twisting a knee, a damaged cartilage was diagnosed in the knee, and they were discharged; and a participant was admitted to hospital overnight for numbness in the right arm and leg, a neurologist assessed them and they were discharged the next day - unclear which participants belonged to which study group

Risk of bias: All domain - Very high, Selection - High, Blinding - High, Incomplete outcome data - High, Outcome reporting - Low, Measurement - Low, Crossover - Low; Indirectness of outcome: No indirectness, Comments: NA; Baseline details: control group were more physically active; Group 1 Number

missing: 10, Reason: lost to follow up; Group 2 Number missing: 3, Reason: lost to follow up
 - Actual outcome for adults; severity mixed or unclear: serious adverse reactions at 12 weeks; Group 1: 0/97, Group 2: 0/101
 Risk of bias: All domain - Very high, Selection - High, Blinding - High, Incomplete outcome data - High, Outcome reporting - Low, Measurement - Low, Crossover - Low; Indirectness of outcome: No indirectness, Comments: NA; Baseline details: control group were more physically active; Group 1 Number missing: 10, Reason: lost to follow up; Group 2 Number missing: 3, Reason: lost to follow up

Protocol outcome 6: Activity levels at longest follow up available

- Actual outcome for adults; severity mixed or unclear: International Physical Activity Questionnaire high vs. low/moderate at 12 weeks; OR; 3.2 (95%CI 1.8 to 5.8) (p value : <0.0001) , Comments: Baseline results: GET low n=62, moderate n=32, high n=3, control low n=49, moderate n=31, high n=19;

Risk of bias: All domain - Very high, Selection - High, Blinding - High, Incomplete outcome data - Low, Outcome reporting - Low, Measurement - Low, Crossover - Low; Indirectness of outcome: No indirectness, Comments: NA; Baseline details: control group were more physically active; Group 1 Number missing: 10, Reason: lost to follow up; Group 2 Number missing: 2, Reason: lost to follow up

Protocol outcome 7: Return to school or work at longest follow up available

- Actual outcome for adults; severity mixed or unclear: Work and social adjustment scale at 12 weeks; MD; -1.9 (95%CI -3.7 to -0.2) (p value: 0.033) Work and social adjustment scale 0-40 Top=High is poor outcome, Comments: Baseline values: GET 26 (7.48), control 26.4 (7);

Risk of bias: All domain - Very high, Selection - High, Blinding - High, Incomplete outcome data - Low, Outcome reporting - Low, Measurement - Low, Crossover - Low; Indirectness of outcome: No indirectness, Comments: NA; Baseline details: control group were more physically active; Group 1 Number missing: 10, Reason: lost to follow up; Group 2 Number missing: 2, Reason: lost to follow up

Protocol outcomes not reported by the study

Mortality at longest follow up available; General symptom scales longest follow up available; Cognitive function at longest follow up available; Pain at longest follow up available; Sleep quality at longest follow up available; Exercise performance measure at longest follow up available

Study	Kos 2015 ⁴¹⁴
Study type	RCT (Patient randomised; Parallel)
Number of studies (number of participants)	(n=33)
Countries and setting	Conducted in Belgium; Setting: Outpatient clinic
Line of therapy	Unclear
Duration of study	Intervention + follow up: 5 weeks
Method of assessment of guideline condition	Adequate method of assessment/diagnosis: Diagnosed by an experienced internist, meeting the CDC criteria for CFS (Fukuda 1994) and using serial physical examination and laboratory measurements.
Stratum	adults; severity mixed or unclear: Age 18-65; participants had to be able to attend clinic for assessment and treatment which may have excluded those most severely affected - no further info on severity
Subgroup analysis within study	Not applicable: NA
Inclusion criteria	Adults age 18-65 years; female gender; native Dutch-speaking; diagnosed with CFS, meeting CDC criteria
Exclusion criteria	Treated with activity pacing or CBT before or had already entered the MDT program for CFS at their local hospital
Recruitment/selection of patients	Participants were recruited from a waiting list for MDT rehabilitation
Age, gender and ethnicity	Age - Mean (SD): Activity pacing group 39.3 (11.4) years; relaxation group 40.8 (11.1) years. Gender (M:F): 0/33. Ethnicity: Not reported

Further population details	-	Age, gender and
Extra comments	-	
Indirectness of population	Serious indirectness: 1994 CDC criteria used; PEM is not a compulsory feature.	Further populat
Interventions	<p>(n=16) Intervention 1: self-management - adaptive pacing therapy. 3 one-on-one sessions with an occupational therapist, weekly for 3 consecutive weeks. Activity pacing self-management (APSM) program consisted of a stabilisation phase and a grading phase. Stabilisation phase focused on coaching participants how to perform daily life activities (all responsibilities and desired activities in the areas of personal and childcare, domestic care, productivity, and leisure) within the limits of their actual capacity. Participants estimated their current physical and mental capabilities before commencing an activity, keeping in mind the fluctuating nature of their symptoms. The activity duration used in the program was 25-50% lower than the capacity participants reported to account for any overestimations. Each activity block was interspersed with breaks (resting or performing a different type of light activity) equal to the duration of the activity. Participants received education on factors influencing fatigue and strategies to cope with fatigue and pace activities. Participants kept a diary of all activities and duration for 7 days to increase their awareness and guide implementation of coping strategies. Grading phase, where activity levels were increased gradually, was commenced once participants were able to control daily life activities without excessive fatigue. At sessions participants set/adjusted goals (prioritized based on activities reported in COPM and participants diary) and performed in real life in between sessions. Duration 3 weeks. Concurrent medication/care: Participants were asked not to change or initiate any pharmaceutical intervention during the study period. None of the participants reported initiating or altering other treatments during study period, except for one dropout who had to undergo surgery. Indirectness: No indirectness; Indirectness comment: NA Further details: 1. type of intervention: Not stated / Unclear (Sessions delivered by occupational therapist, unclear if CFS experience. Intervention was designed to take into account fluctuating symptoms of CFS and overestimations of ability).</p> <p>(n=17) Intervention 2: Relaxation techniques - relaxation techniques (ie Alexander technique). 3 one-on-one sessions with a physiotherapist, lasting 60-90 mins each, weekly for 3 consecutive weeks. Relaxation therapy comprised of education about the role of stress in CFS biology, and the opportunities stress management provides to handle this issue. Patients were then taught how to apply stress management techniques like</p>	Indirectness of Interventions
		RESULTS (NUM Protocol outcor - Actual outcom 19.4); n=20; SF3 Risk of bias: All Crossover - Low

	<p>Jacobson relaxation skills, Schultz relaxation skills, visualization, and other techniques. Participants completed a stress reaction diary during the session, and the therapist provided the participant with activities to improve coping in similar future stress events. Duration 3 weeks. Concurrent medication/care: Participants were asked not to change or initiate any pharmaceutical intervention during the study period. None of the participants reported initiating or altering other treatments during study period. Indirectness: No indirectness; Indirectness comment: NA Further details: 1. type of intervention: Not stated / Unclear (Sessions delivered by a physical therapist, unclear if CFS experience. Education on role of stress in CFS given as part of intervention).</p>
Funding	Academic or government funding (Research council of Artesis Plantijn University College, Antwerp)
RESULTS (NUMBERS ANALYSED) AND RISK OF BIAS FOR COMPARISON: ACTIVITY PACING versus RELAXATION THERAPY	
<p>Protocol outcome 1: Quality of life at longest follow up available - Actual outcome for adults; severity mixed or unclear: SF-36 physical functioning at 5 weeks; Group 1: mean 53.2 (SD 20.9); n=12, Group 2: mean 45 (SD 12.7); n=14; Comments: Baseline scores (SD): pacing group 46.3 (21.9); relaxation group 41.2 (19.0) Risk of bias: All domain - High, Selection - Low, Blinding - High, Incomplete outcome data - High, Outcome reporting - Low, Measurement - Low, Crossover - Low, Subgroups - Low, Other 1 - Low, Comments -; Indirectness of outcome: No indirectness, Comments: NA; Baseline details: Age, gender (all participants female), baseline score comparable. Duration of illness not reported; Blinding details: Subjective patient reported outcome; Group 1 Number missing: 4, Reason: n=1 did not receive intervention due to surgery; n=3 lost to follow-up (no longer willing to participate); Group 2 Number missing: 3, Reason: n=3 did not receive intervention (no longer willing to participate) - Actual outcome for adults; severity mixed or unclear: SF-36 role-physical at 5 weeks; Group 1: mean 36.4 (SD 39.3); n=12, Group 2: mean 11.5 (SD 28.2); n=14; SF-36 0-100 Top=High is good outcome; Comments: Baseline scores (SD): pacing group 12.5 (27.4); relaxation group 4.4 (9.8) Risk of bias: All domain - Very high, Selection - High, Blinding - High, Incomplete outcome data - High, Outcome reporting - Low, Measurement - Low, Crossover - Low, Subgroups - Low, Other 1 - Low, Comments -; Indirectness of outcome: No indirectness, Comments: NA; Baseline details: Age, gender (all participants female). Duration of illness not reported. Difference in baseline score of 8.1 points; Blinding details: Subjective patient reported outcome; Group 1 Number missing: 4, Reason: n=1 did not receive intervention due to surgery; n=3 lost to follow-up (no longer willing to participate); Group 2 Number missing: 3, Reason: n=3 did not receive intervention (no longer willing to participate) - Actual outcome for adults; severity mixed or unclear: SF-36 bodily pain at 5 weeks; Group 1: mean 48 (SD 24.8); n=12, Group 2: mean 40.4 (SD 15.5); n=14; SF-36 0-100 Top=High is good outcome; Comments: Baseline scores (SD): pacing group 45.1 (21.1); relaxation group 40.3 (17.5) Risk of bias: All domain - High, Selection - Low, Blinding - High, Incomplete outcome data - High, Outcome reporting - Low, Measurement - Low, Crossover - Low, Subgroups - Low, Other 1 - Low, Comments -; Indirectness of outcome: No indirectness, Comments: NA; Baseline details: Age, gender (all</p>	

the analysis (un
Number missing
received NSAID

- Actual outcom
24.1); n=20; SF3
Risk of bias: All
Crossover - Low
the analysis (un
Number missing
received NSAID

- Actual outcom
34.9); n=20; SF3
Risk of bias: All
Crossover - Low
the analysis (un
Number missing
received NSAID

- Actual outcom
46.3); n=20; SF3
Risk of bias: All
Crossover - Low
the analysis (un
Number missing
received NSAID

- Actual outcom
n=20; SF36 soci

participants female), baseline score comparable. Duration of illness not reported; Blinding details: Subjective patient reported outcome; Group 1 Number missing: 4, Reason: n=1 did not receive intervention due to surgery; n=3 lost to follow-up (no longer willing to participate); Group 2 Number missing: 3, Reason: n=3 did not receive intervention (no longer willing to participate)

- Actual outcome for adults; severity mixed or unclear: SF-36 general health at 5 weeks; Group 1: mean 42.5 (SD 19); n=12, Group 2: mean 39 (SD 20.1); n=14; SF-36 0-100 Top=High is good outcome; Comments: Baseline scores (SD): pacing group 35.2 (19.4); relaxation group 35.4 (23.2)

Risk of bias: All domain - High, Selection - Low, Blinding - High, Incomplete outcome data - High, Outcome reporting - Low, Measurement - Low, Crossover - Low, Subgroups - Low, Other 1 - Low, Comments -; Indirectness of outcome: No indirectness, Comments: NA; Baseline details: Age, gender (all participants female), baseline score comparable. Duration of illness not reported; Blinding details: Subjective patient reported outcome; Group 1 Number missing: 4, Reason: n=1 did not receive intervention due to surgery; n=3 lost to follow-up (no longer willing to participate); Group 2 Number missing: 3, Reason: n=3 did not receive intervention (no longer willing to participate)

- Actual outcome for adults; severity mixed or unclear: SF-36 vitality at 5 weeks; Group 1: mean 38.6 (SD 14); n=12, Group 2: mean 35 (SD 15.3); n=14; SF-36 0-100 Top=High is good outcome; Comments: Baseline scores (SD): pacing group 29.1 (11.4); relaxation group 30.0 (12.2)

Risk of bias: All domain - High, Selection - Low, Blinding - High, Incomplete outcome data - High, Outcome reporting - Low, Measurement - Low, Crossover - Low, Subgroups - Low, Other 1 - Low, Comments -; Indirectness of outcome: No indirectness, Comments: NA; Baseline details: Age, gender (all participants female), baseline score comparable. Duration of illness not reported; Blinding details: Subjective patient reported outcome; Group 1 Number missing: 4, Reason: n=1 did not receive intervention due to surgery; n=3 lost to follow-up (no longer willing to participate); Group 2 Number missing: 3, Reason: n=3 did not receive intervention (no longer willing to participate)

- Actual outcome for adults; severity mixed or unclear: SF-36 social functioning at 5 weeks; Group 1: mean 53.4 (SD 19.4); n=12, Group 2: mean 43.1 (SD 21.7); n=14; SF-36 0-100 Top=High is good outcome; Comments: Baseline scores (SD): pacing group 43.2 (18.0); relaxation group 37.5 (21.7)

Risk of bias: All domain - High, Selection - Low, Blinding - High, Incomplete outcome data - High, Outcome reporting - Low, Measurement - Low, Crossover - Low, Subgroups - Low, Other 1 - Low, Comments -; Indirectness of outcome: No indirectness, Comments: NA; Baseline details: Age, gender (all participants female), baseline score comparable. Duration of illness not reported; Blinding details: Subjective patient reported outcome; Group 1 Number missing: 4, Reason: n=1 did not receive intervention due to surgery; n=3 lost to follow-up (no longer willing to participate); Group 2 Number missing: 3, Reason: n=3 did not receive intervention (no longer willing to participate)

- Actual outcome for adults; severity mixed or unclear: SF-36 role-emotional at 5 weeks; Group 1: mean 93.9 (SD 20.1); n=12, Group 2: mean 51.3 (SD 46.4); n=14; SF-36 0-100 Top=High is good outcome; Comments: Baseline scores (SD): pacing group 72.7 (32.8); relaxation group 66.7 (38.5)

Effect size between groups (cohen's d [95% CI]): 1.21 [0.3 to 1.9]

Risk of bias: All domain - High, Selection - Low, Blinding - High, Incomplete outcome data - High, Outcome reporting - Low, Measurement - Low, Crossover - Low, Subgroups - Low, Other 1 - Low, Comments -; Indirectness of outcome: No indirectness, Comments: NA; Baseline details: Age, gender (all participants female), baseline score comparable. Duration of illness not reported; Blinding details: Subjective patient reported outcome; Group 1 Number missing: 4, Reason: n=1 did not receive intervention due to surgery; n=3 lost to follow-up (no longer willing to participate); Group 2 Number missing: 3, Reason: n=3 did not receive intervention (no longer willing to participate)

Risk of bias: All
Crossover - Low
the analysis (un
Number missing
received NSAID

- Actual outcome
n=20; SF36 bod
Risk of bias: All
Crossover - Low
the analysis (un
Number missing
received NSAID

- Actual outcome
n=20; SF36 vital
Risk of bias: All
Crossover - Low
the analysis (un
Number missing
received NSAID

- Actual outcome
18.1); n=20; SF3
Risk of bias: All
Crossover - Low
the analysis (un
Number missing
received NSAID

- Actual outcome for adults; severity mixed or unclear: SF-36 mental health at 5 weeks; Group 1: mean 69.5 (SD 10.6); n=12, Group 2: mean 58.2 (SD 21.9); n=14; SF-36 0-100 Top=High is good outcome; Comments: Baseline scores (SD): pacing group 63.3 (11.1); relaxation group 57.8 (23.4)
Risk of bias: All domain - High, Selection - Low, Blinding - High, Incomplete outcome data - High, Outcome reporting - Low, Measurement - Low, Crossover - Low, Subgroups - Low, Other 1 - Low, Comments -; Indirectness of outcome: No indirectness, Comments: NA; Baseline details: Age, gender (all participants female), baseline score comparable. Duration of illness not reported; Blinding details: Subjective patient reported outcome; Group 1 Number missing: 4, Reason: n=1 did not receive intervention due to surgery; n=3 lost to follow-up (no longer willing to participate); Group 2 Number missing: 3, Reason: n=3 did not receive intervention (no longer willing to participate)

Protocol outcome 2: General symptom scales longest follow up available (Outcome not analysed as median only)

- Actual outcome for adults; severity mixed or unclear: CFS symptom list - total score at 5 weeks; CFS symptom list 0-100 Top=High is poor outcome; Follow-up scores, median (IQR): pacing group 55.1 (28.9); relaxation group 44 (43.2)

Baseline scores, median (IQR): pacing group 53.9 (26.7); relaxation group 58.8 (28.7)

The CFS symptom list is a self-report instrument to assess symptom severity in CFS. The severity of 19 frequently reported symptoms such as pain, fatigue, attention disorders, muscle weakness are scored on a visual analogue scale. The total score is the mean of all 19 severity scores;

Risk of bias: All domain - High, Selection - Low, Blinding - High, Incomplete outcome data - High, Outcome reporting - Low, Measurement - Low, Crossover - Low, Subgroups - Low, Other 1 - Low, Comments -; Indirectness of outcome: No indirectness, Comments: NA; Baseline details: Age, gender (all participants female), baseline score comparable. Duration of illness not reported; Blinding details: Subjective patient reported outcome; Group 1 Number missing: 4, Reason: n=1 did not receive intervention due to surgery; n=3 lost to follow-up (no longer willing to participate); Group 2 Number missing: 3, Reason: n=3 did not receive intervention (no longer willing to participate)

Protocol outcome 3: Fatigue at longest follow up available (Outcome not analysed as median only)

- Actual outcome for adults; severity mixed or unclear: Checklist individual strength - total score at 5 weeks; Follow-up scores, median (IQR): pacing group 91 (18.0); relaxation group 107 (26.5)

Baseline scores, median (IQR): pacing group 112 (15.5); relaxation group 120 (10.5);

Risk of bias: All domain - High, Selection - Low, Blinding - High, Incomplete outcome data - High, Outcome reporting - Low, Measurement - Low, Crossover - Low, Subgroups - Low, Other 1 - Low, Comments -; Indirectness of outcome: No indirectness, Comments: NA; Baseline details: Age, gender (all participants female), baseline score comparable. Duration of illness not reported; Blinding details: Subjective patient reported outcome; Group 1 Number missing: 4, Reason: n=1 did not receive intervention due to surgery; n=3 lost to follow-up (no longer willing to participate); Group 2 Number missing: 3, Reason: n=3 did not receive intervention (no longer willing to participate)

Protocol outcome 4: Physical functioning at longest follow up available

- Actual outcome for adults; severity mixed or unclear: Canadian occupational performance measure - performance at 5 weeks; Group 1: mean 5.6 (SD 1.4); n=12, Group 2: mean 5.1 (SD 1.5); n=14; Canadian occupational performance measure 1-10 Top=High is good outcome; Comments: Baseline scores

Protocol outcome 1: Pain at longest follow up available (Outcome not analysed as median only)
- Actual outcome for adults; severity mixed or unclear: Chalder fatigue scale at 5 weeks; Group 1: mean 1.4 (SD 0.8); n=12, Group 2: mean 1.8 (SD 0.8); n=14; Chalder fatigue scale 0-10 Top=High is poor outcome; Comments: Baseline scores (SD): pacing group 1.8 (0.8); relaxation group 1.8 (0.8)
Risk of bias: All domain - High, Selection - Low, Blinding - High, Incomplete outcome data - High, Outcome reporting - Low, Measurement - Low, Crossover - Low, Subgroups - Low, Other 1 - Low, Comments -; Indirectness of outcome: No indirectness, Comments: NA; Baseline details: Age, gender (all participants female), baseline score comparable. Duration of illness not reported; Blinding details: Subjective patient reported outcome; Group 1 Number missing: 4, Reason: n=1 did not receive intervention due to surgery; n=3 lost to follow-up (no longer willing to participate); Group 2 Number missing: 3, Reason: n=3 did not receive intervention (no longer willing to participate)

Protocol outcome 2: General symptom scales longest follow up available (Outcome not analysed as median only)
- Actual outcome for adults; severity mixed or unclear: CFS symptom list - total score at 5 weeks; CFS symptom list 0-100 Top=High is poor outcome; Follow-up scores, median (IQR): pacing group 55.1 (28.9); relaxation group 44 (43.2)
Baseline scores, median (IQR): pacing group 53.9 (26.7); relaxation group 58.8 (28.7)
The CFS symptom list is a self-report instrument to assess symptom severity in CFS. The severity of 19 frequently reported symptoms such as pain, fatigue, attention disorders, muscle weakness are scored on a visual analogue scale. The total score is the mean of all 19 severity scores;
Risk of bias: All domain - High, Selection - Low, Blinding - High, Incomplete outcome data - High, Outcome reporting - Low, Measurement - Low, Crossover - Low, Subgroups - Low, Other 1 - Low, Comments -; Indirectness of outcome: No indirectness, Comments: NA; Baseline details: Age, gender (all participants female), baseline score comparable. Duration of illness not reported; Blinding details: Subjective patient reported outcome; Group 1 Number missing: 4, Reason: n=1 did not receive intervention due to surgery; n=3 lost to follow-up (no longer willing to participate); Group 2 Number missing: 3, Reason: n=3 did not receive intervention (no longer willing to participate)

- Actual outcome for adults; severity mixed or unclear: Checklist individual strength - total score at 5 weeks; Follow-up scores, median (IQR): pacing group 91 (18.0); relaxation group 107 (26.5)
Baseline scores, median (IQR): pacing group 112 (15.5); relaxation group 120 (10.5);
Risk of bias: All domain - High, Selection - Low, Blinding - High, Incomplete outcome data - High, Outcome reporting - Low, Measurement - Low, Crossover - Low, Subgroups - Low, Other 1 - Low, Comments -; Indirectness of outcome: No indirectness, Comments: NA; Baseline details: Age, gender (all participants female), baseline score comparable. Duration of illness not reported; Blinding details: Subjective patient reported outcome; Group 1 Number missing: 4, Reason: n=1 did not receive intervention due to surgery; n=3 lost to follow-up (no longer willing to participate); Group 2 Number missing: 3, Reason: n=3 did not receive intervention (no longer willing to participate)

Protocol outcome 4: Physical functioning at longest follow up available

- Actual outcome for adults; severity mixed or unclear: Canadian occupational performance measure - performance at 5 weeks; Group 1: mean 5.6 (SD 1.4); n=12, Group 2: mean 5.1 (SD 1.5); n=14; Canadian occupational performance measure 1-10 Top=High is good outcome; Comments: Baseline scores

<p>(SD): pacing group 4.1 (1.5); relaxation group 4.8 (1.4) 'Effect size' between groups (cohen's d [95% CI]); 0.34 [-0.2 to 0.9] Risk of bias: All domain - High, Selection - Low, Blinding - High, Incomplete outcome data - High, Outcome reporting - Low, Measurement - Low, Crossover - Low, Subgroups - Low, Other 1 - Low, Comments -; Indirectness of outcome: No indirectness, Comments: NA; Baseline details: Age, gender (all participants female), baseline score comparable. Duration of illness not reported; Blinding details: Subjective patient reported outcome; Group 1 Number missing: 4, Reason: n=1 did not receive intervention due to surgery; n=3 lost to follow-up (no longer willing to participate); Group 2 Number missing: 3, Reason: n=3 did not receive intervention (no longer willing to participate) - Actual outcome for adults; severity mixed or unclear: Canadian occupational performance measure - satisfaction at 5 weeks; Group 1: mean 5.7 (SD 1.9); n=12, Group 2: mean 4.5 (SD 1.5); n=14; Canadian occupational performance measure 1-10 Top=High is good outcome; Comments: Baseline scores (SD): pacing group 3.9 (2.1); relaxation group 4.3 (1.8) Effect size between groups (cohen's d [95% CI]); 0.74 [0.1 to 1.4] Risk of bias: All domain - High, Selection - Low, Blinding - High, Incomplete outcome data - High, Outcome reporting - Low, Measurement - Low, Crossover - Low, Subgroups - Low, Other 1 - Low, Comments -; Indirectness of outcome: No indirectness, Comments: NA; Baseline details: Age, gender (all participants female), baseline score comparable. Duration of illness not reported; Blinding details: Subjective patient reported outcome; Group 1 Number missing: 4, Reason: n=1 did not receive intervention due to surgery; n=3 lost to follow-up (no longer willing to participate); Group 2 Number missing: 3, Reason: n=3 did not receive intervention (no longer willing to participate)</p>	
<p>Protocol outcomes not reported by the study</p>	<p>Mortality at longest follow up available; Cognitive function at longest follow up available; Psychological status at longest follow up available; Pain at longest follow up available; Sleep quality at longest follow up available; Adverse events at longest follow up available; Activity levels at longest follow up available; Return to school or work at longest follow up available; Exercise performance measure at longest follow up available</p>

Study	Lopez, 2011 trial: Lopez 2011⁴⁶⁰
Study type	RCT (Patient randomised; Parallel)
Number of studies (number of participants)	1 (n=69)
Countries and setting	Conducted in USA; Setting:

TFOR C armacolo
Study
Study type
Number of stud
Countries and s
Line of therapy
Duration of stud
Method of asse
Stratum
Subgroup analy
Inclusion criteri
Exclusion criteri

Line of therapy	1st line	Recruitment/se
Duration of study	Follow up (post intervention): 12 weeks	
Method of assessment of guideline condition	Adequate method of assessment/diagnosis: 1994 CDC and physical exam	Age, gender and
Stratum	adults; severity mixed or unclear	Further populat
Subgroup analysis within study	Not applicable	Indirectness of
Inclusion criteria	CFS diagnosis by 1994 CDC criteria and physical exam; aged 18-60; 8th grade education or higher; fluent in English	Interventions
Exclusion criteria	Exclusionary diagnoses; positive for Lyme disease; infection treated with antibiotics in previous 3 weeks; GA for surgery in past month; on any immunomodulatory drugs; history of major psychiatric illness; currently in psychotherapy; substance or drug abuse; major psychiatric illness	
Recruitment/selection of patients	Consecutive	
Age, gender and ethnicity	Age - Mean (SD): 45.9 (9.3). Gender (M:F): 11.6: 88.4. Ethnicity: Caucasian 76.8%; Latino 17.4%; Caribbean Islander 1.4%; Biracial 1.4%; another ethnic group 2.9%	
Further population details	-	
Extra comments	Perceived stress 27.99; overall quality of life (QOLI) 3.18; QOLI raw score 0.68; QOLI T score 67; POMS - total mood disturbance 40.46	
Indirectness of population	Serious indirectness: 1994 CDC criteria used; PEM is not a compulsory feature.	
Interventions	(n=44) Intervention 1: Psychological and behavioural interventions - CBT. Cognitive behavioural stress management. The CBSM intervention (14) consisted of 12 weekly group meetings held in 2-hour sessions.	Funding

	<p>Each 2-hour session consisted of two parts: a relaxation component lasting from 20–30 minutes, and a didactic and discussion component that lasted 90 minutes. During the relaxation component, participants were instructed in specific relaxation techniques, including progressive muscle relaxation and visualization techniques. During this 20– 30 min period, participants discussed their views on the helpfulness of the techniques, as well as any barriers to practice, and the progress of their at-home practice. During the 90-min didactic component, participants were taught to better recognize how stress impacts them emotionally and physically, and the relationship between thoughts, feelings, and behaviours. The primary therapeutic technique used was cognitive restructuring targeting cognitive appraisals of ongoing stressors. In contrast to previously studied CBT techniques that target CFS-specific cognitions and physical de-conditioning behaviours, a specific focus of CBSM is on teaching participants general stress management skills that they can apply to ongoing life events as well as CFS-specific stressors (26).In addition to cognitive restructuring, they also learned specific coping skills and interpersonal communication skills such as assertiveness and anger management, which are designed to better attract, utilize and maintain social support, an important stress moderator. Homework pertaining to session topics was assigned each week and was collected and discussed in the subsequent week. Home practice of relaxation techniques was also encouraged. The CBSM groups were led by a post-doctoral clinical fellow and advanced psychology graduate students. Duration 12 weeks. Concurrent medication/care: Participants in both conditions were given a workbook and three relaxation tapes to practice at home. Indirectness: No indirectness; Indirectness comment: NA Further details: 1. type of intervention: not stated/unclear</p> <p>(n=25) Intervention 2: placebo or sham - placebo/sham. Psycho-education seminar control group. The half-day PE condition summarized many of the strategies from the 12 week CBSM group but in a condensed format. The seminar was scheduled during the 6th week of the CBSM group and was run by a clinical post-doctoral fellow. Duration 0.5 days. Concurrent medication/care: Participants in both conditions were given a workbook and three relaxation tapes to practice at home. Indirectness: No indirectness Further details: 1. type of intervention: not stated/unclear (run by a clinical post-doctoral fellow, but unclear whether they were experienced/specialised in ME/CFS)</p>
Funding	Academic or government funding (National Institutes of Health funding)
RESULTS (NUMBERS ANALYSED) AND RISK OF BIAS FOR COMPARISON: CBT versus PSYCHOEDUCATION SEMINAR CONTROL GROUP	

<p>RESULTS (NUMBERS ANALYSED) AND RISK OF BIAS FOR COMPARISON: CBT versus PSYCHOEDUCATION SEMINAR CONTROL GROUP</p> <p>Protocol outcome: 14 (SD 1.5); n=14; Self-rated; Risk of bias: All - Low; Indirectness: No indirectness; Number missing: 0</p>
<p>Protocol outcome: 14 (SD 1.5); n=14; Self-rated; Risk of bias: All - Low; Indirectness: No indirectness; Number missing: 0</p> <p>Protocol outcome: 14 (SD 1.5); n=14; Self-rated; Risk of bias: All - Low; Indirectness: No indirectness; Number missing: 0</p>
<p>Protocol outcome: 14 (SD 1.5); n=14; Self-rated; Risk of bias: All - Low; Indirectness: No indirectness; Number missing: 0</p> <p>Protocol outcome: 14 (SD 1.5); n=14; Self-rated; Risk of bias: All - Low; Indirectness: No indirectness; Number missing: 0</p>

Protocol outcome 1: Quality of life at longest follow up available

- Actual outcome for adults; severity mixed or unclear: Quality of Life Inventory (QOLI) raw score at 12 weeks; Group 1: mean 1.17 (SD 1.83); n=38, Group 2: mean 0.82 (SD 1.37); n=20; Quality of life inventory unclear Top=High is good outcome; Comments: Group x time interaction: F=4.0, p=0.05, favouring CBSM. Baseline scores mean (sd): CBSM 0.85 (1.88), Control 1.12(1.46)

Risk of bias: All domain - Very high, Selection - High, Blinding - High, Incomplete outcome data - Low, Outcome reporting - Low, Measurement - Low, Crossover - Low; Indirectness of outcome: No indirectness; Baseline details: Differences in some outcome measures at baseline suggest randomisation did not create comparable groups; Group 1 Number missing: 6, Reason: reasons not given; Group 2 Number missing: 5, Reason: reasons not given

Protocol outcome 2: General symptom scales longest follow up available

- Actual outcome for adults; severity mixed or unclear: CDC Symptom Inventory at 12 weeks; Group 1: mean 2.01 (SD 0.33); n=38, Group 2: mean 2.08 (SD 0.39); n=20; CDC symptom inventory not reported Top=High is poor outcome; Comments: Group x time interaction: F=4.32, p=0.04, favouring CBSM Baseline scores mean (sd): CBSM 2.07 (0.38), Control 1.96 (0.32)

Risk of bias: All domain - Very high, Selection - High, Blinding - High, Incomplete outcome data - Low, Outcome reporting - Low, Measurement - Low, Crossover - Low; Indirectness of outcome: No indirectness; Baseline details: Differences in some outcome measures at baseline suggest randomisation did not create comparable groups; Group 1 Number missing: 6, Reason: reasons not given; Group 2 Number missing: 5, Reason: reasons not given

Protocol outcome 3: Psychological status at longest follow up available

- Actual outcome for adults; severity mixed or unclear: Perceived Stress Scale at 12 weeks; Group 1: mean 27.11 (SD 10.05); n=38, Group 2: mean 23.46 (SD 6.72); n=20; Perceived stress scale 0-40 Top=High is poor outcome; Comments: Group x time interaction (groups differed at baseline): F=5.07, p=0.03, favouring CBSM

Baseline scores mean (sd): CBSM 29.22 (8.77), Control 22.39 (7.31)

Risk of bias: All domain - Very high, Selection - High, Blinding - High, Incomplete outcome data - Low, Outcome reporting - Low, Measurement - Low, Crossover - Low; Indirectness of outcome: No indirectness; Baseline details: Differences between outcomes at baseline suggest randomisation did not create comparable groups; Group 1 Number missing: 6, Reason: reasons not given; Group 2 Number missing: 5, Reason: reasons not given

- Actual outcome for adults; severity mixed or unclear: Profile of Mood States (POMS) - total mood disturbance at 12 weeks; Group 1: mean 34.03 (SD 34.43); n=38, Group 2: mean 27.35 (SD 21.61); n=20; Profile of mood states not reported Top=High is poor outcome; Comments: Group x time interaction (groups differed at baseline): F=4.12, p=0.05, favouring CBSM

Baseline scores mean (sd): CBSM 44.01 (32.85), Control 21.62 (26.32)

Risk of bias: All domain - Very high, Selection - High, Blinding - High, Incomplete outcome data - Low, Outcome reporting - Low, Measurement - Low, Crossover - Low; Indirectness of outcome: No indirectness; Baseline details: Large differences in outcome at baseline suggest randomisation did not create comparable groups; Group 1 Number missing: 6, Reason: reasons not given; Group 2 Number missing: 5, Reason: reasons not given

Reason: protocol

Protocol outcome

NOTION
antions

Protocol outcomes not reported by the study	Mortality at longest follow up available; Fatigue at longest follow up available; Physical functioning at longest follow up available; Cognitive function at longest follow up available; Pain at longest follow up available; Sleep quality at longest follow up available; Adverse events at longest follow up available; Activity levels at longest follow up available; Return to school or work at longest follow up available; Exercise performance measure at longest follow up available
---	--

Study	McDermott 2006 ⁴⁸⁷
Study type	RCT (Patient randomised; Parallel)
Number of studies (number of participants)	(n=71)
Countries and setting	Conducted in United Kingdom; Setting: Outpatient
Line of therapy	Unclear
Duration of study	Other: 10 weeks (2 weeks pre-randomisation assessment, 8 weeks treatment and follow-up)
Method of assessment of guideline condition	Adequate method of assessment/diagnosis: Participants had a diagnosis of CFS according to the CDC criteria, recruited from specialist CFS clinic.
Stratum	adults; severity mixed or unclear: Adults >18 years; no info on severity
Subgroup analysis within study	Not applicable: NA
Inclusion criteria	Adults age >18 years; diagnosis of CFS according to 1994 CDC criteria; illness duration between 6-60 months; 2 or more of the following symptoms suggestive of lymph node activation: tender lymph nodes, sore throat, poor temperature control.
Exclusion criteria	Taking immunomodulatory medications; serious illness other than CFS; unable to attend outpatient appointments; pregnant or breastfeeding.
Recruitment/selection of patients	Participants were recruited from outpatients attending a specialist CFS rehabilitation service. Potential participants identified by database searching of existing CFS service patients and by screening all new patients referred to the clinic for eligibility.
Age, gender and ethnicity	Age - Mean (SD): biobran group: 43 (12) years; placebo group: 42 (15) years. Gender (M:F): 20/51. Ethnicity:

Further population details	-
Indirectness of population	Very serious population indirectness: Study included only a subset of CFS population with symptoms suggestive of immune activation (≥ 2 of: tender lymph nodes, sore throat or poor temperature control) and 1994 CDC criteria used; PEM is not a compulsory feature.
Interventions	<p>(n=37) Intervention 1: dietary supplementation - magnesium. 2000mg sachets of Biobran MGN-3, each containing 1000mg of active ingredient and 1000mg of excipient (500mg microcrystalline cellulose, 260mg corn starch, 200mg dextrin, 40mg tricalcium phosphate). Identical to over the counter preparation sold in UK and USA. The active ingredient is arabinoxylane, a hemicellulose compound released from rice bran when it is incubated with an enzyme from the shitake mushroom. Defined by MHRA as a food supplement. Patients were asked to take a dose of 2g three times per day dissolved in water or milk for 8 weeks. Duration 8 weeks. Concurrent medication/care: All patients attending the outpatient service are advised to maintain a natural healthy diet with adequate intake of fruit and vegetables. No additional instructions on diet were given to participants and food intake was not monitored. Indirectness: No indirectness; Indirectness comment: NA Further details: 1. type of intervention: Not applicable</p> <p>(n=34) Intervention 2: placebo or sham - placebo/sham. Study packs containing placebo were identical to those containing Biobran in every way other than the study number marked on the outside. The contents of the placebo were indistinguishable in taste and appearance from the Biobran sachets. The study team evaluated both placebo and Biobran to confirm equivalence. Patients were asked to take a dose of 2g three times per day dissolved in water or milk for 8 weeks. Duration 8 weeks. Concurrent medication/care: All patients attending the outpatient service are advised to maintain a natural healthy diet with adequate intake of fruit and vegetables. No additional instructions on diet were given to participants and food intake was not monitored. Indirectness: No indirectness; Indirectness comment: NA Further details: 1. type of intervention: Not applicable</p>
Funding	Study funded by industry (Daiwa Pharmaceutical Company)
RESULTS (NUMBERS ANALYSED) AND RISK OF BIAS FOR COMPARISON: BIOBRAN versus PLACEBO	

Protocol outcome 1: Quality of life at longest follow up available

- Actual outcome for adults; severity mixed or unclear: Patient global impression of change (PGIC) at 8 weeks; Group 1: 4/34, Group 2: 4/30; Comments: Events represent participants who felt they were 'much better' (no participants felt 'very much better').

Participants rated change in their condition on a 7 point scale ranging from 'very much better' to 'very much worse'. Participants defined as improved by the PGIC were those that gave a rating of 'much better' or 'very much better'.

No baseline measurement

Risk of bias: All domain - Low, Selection - Low, Blinding - Low, Incomplete outcome data - Low, Outcome reporting - Low, Measurement - Low, Crossover - Low, Subgroups - Low, Other 1 - Low; Indirectness of outcome: No indirectness, Comments: NA; Baseline details: Age, gender, symptoms suggestive of immune activation similar; Blinding details: Identical placebo/active treatment. Researchers/participants/database manager/statistician remained blinded until analysis completed. 68% of patients guessed that they were in placebo group at end of study; Group 1 Number missing: 3, Reason: Unclear; Group 2 Number missing: 4, Reason: Unclear

- Actual outcome for adults; severity mixed or unclear: WHOQOL-BREF - physical wellbeing subscale at 8 weeks; Group 1: mean 3.1 (SD 14.6); n=34, Group 2: mean 5 (SD 15.2); n=30; WHOQOL-BREF 0-100 Top=High is good outcome; Comments: MD (95% CI): 1.9 (-5.7, 9.4) p value 0.62 (positive change scores indicate improvement)

Baseline scores: biobran 37.7 (16.1); placebo 35.6 (15.6)

Risk of bias: All domain - Low, Selection - Low, Blinding - Low, Incomplete outcome data - Low, Outcome reporting - Low, Measurement - Low, Crossover - Low, Subgroups - Low, Other 1 - Low; Indirectness of outcome: No indirectness, Comments: NA; Baseline details: Age, gender, symptoms suggestive of immune activation, baseline scores comparable; Blinding details: Identical placebo/active treatment. Researchers/participants/database manager/statistician remained blinded until analysis completed. 68% of patients guessed that they were in placebo group at end of study; Group 1 Number missing: 3, Reason: Unclear; Group 2 Number missing: 4, Reason: Unclear

- Actual outcome for adults; severity mixed or unclear: WHOQOL-BREF - psychological wellbeing subscale at 8 weeks; Group 1: mean 1.4 (SD 9.8); n=34, Group 2: mean -1 (SD 12.9); n=30; WHOQOL-BREF 0-100 Top=High is good outcome; Comments: MD (95% CI): -2.4 (-8.2, 3.4) p value 0.41 (positive change scores indicate improvement)

Baseline scores: biobran 48.4 (14.3); placebo 45.2 (18.1)

Risk of bias: All domain - Low, Selection - Low, Blinding - Low, Incomplete outcome data - Low, Outcome reporting - Low, Measurement - Low, Crossover - Low, Subgroups - Low, Other 1 - Low; Indirectness of outcome: No indirectness, Comments: NA; Baseline details: Age, gender, symptoms suggestive of immune activation, baseline scores comparable; Blinding details: Identical placebo/active treatment. Researchers/participants/database manager/statistician remained blinded until analysis completed. 68% of patients guessed that they were in placebo group at end of study; Group 1 Number missing: 3, Reason: Unclear; Group 2 Number missing: 4, Reason: Unclear

- Actual outcome for adults; severity mixed or unclear: WHOQOL-BREF - social wellbeing subscale at 8 weeks; Group 1: mean -1.3 (SD 12.7); n=34, Group 2: mean 6.9 (SD 14); n=30; WHOQOL-BREF 0-100 Top=High is good outcome; Comments: MD (95% CI): 8.2 (1.5, 14.9) p value 0.02 (positive change scores indicate improvement)

Baseline scores: biobran 60.3 (21.0); placebo 53.9 (22.2)

Risk of bias: All domain - Low, Selection - Low, Blinding - Low, Incomplete outcome data - Low, Outcome reporting - Low, Measurement - Low, Crossover - Low, Subgroups - Low, Other 1 - Low; Indirectness of outcome: No indirectness, Comments: NA; Baseline details: Age, gender, symptoms suggestive of immune activation, baseline scores comparable; Blinding details: Identical placebo/active treatment. Researchers/participants/database manager/statistician remained blinded until analysis completed. 68% of patients guessed that they were in placebo group at end of study; Group 1 Number missing: 3, Reason: Unclear; Group 2 Number missing: 4, Reason: Unclear

- Actual outcome for adults; severity mixed or unclear: WHOQOL-BREF - environmental wellbeing subscale at 8 weeks; Group 1: mean -0.6 (SD 10); n=34, Group 2: mean 1.6 (SD 10.7); n=30; WHOQOL-BREF 0-100 Top=High is good outcome; Comments: MD (95% CI): 2.2 (-3.1, 7.5) p value 0.41 (positive change scores indicate improvement)

Baseline scores: biobran 68.0 (14.2); placebo 61.4 (18.1)

Risk of bias: All domain - Low, Selection - Low, Blinding - Low, Incomplete outcome data - Low, Outcome reporting - Low, Measurement - Low, Crossover - Low, Subgroups - Low, Other 1 - Low; Indirectness of outcome: No indirectness, Comments: NA; Baseline details: Age, gender, symptoms suggestive of immune activation, baseline scores comparable; Blinding details: Identical placebo/active treatment. Researchers/participants/database manager/statistician remained blinded until analysis completed. 68% of patients guessed that they were in placebo group at end of study; Group 1 Number missing: 3, Reason: Unclear; Group 2 Number missing: 4, Reason: Unclear

Protocol outcome 2: General symptom scales longest follow up available

- Actual outcome for adults; severity mixed or unclear: Measure yourself medical outcomes profile 2 (MYMOP 2) - total score at 8 weeks; Group 1: mean -0.1 (SD 1.6); n=34, Group 2: mean -0.5 (SD 1.2); n=30; Measure yourself medical outcomes profile 2 0-6 Top=High is poor outcome; Comments: Baseline scores not reported. Negative change scores indicate improvement.

Risk of bias: All domain - Low, Selection - High, Blinding - Low, Incomplete outcome data - Low, Outcome reporting - Low, Measurement - Low, Crossover - Low, Subgroups - Low, Other 1 - Low; Indirectness of outcome: No indirectness, Comments: NA; Baseline details: Age, gender, symptoms suggestive of immune activation. Baseline scores are not reported; Blinding details: Identical placebo/active treatment. Researchers/participants/database manager/statistician remained blinded until analysis completed. 68% of patients guessed that they were in placebo group at end of study; Group 1 Number missing: 3, Reason: Unclear; Group 2 Number missing: 4, Reason: Unclear

Protocol outcome 3: Fatigue at longest follow up available

- Actual outcome for adults; severity mixed or unclear: Chalder's fatigue scale - total score at 8 weeks; Group 1: mean -1.1 (SD 4.4); n=34, Group 2: mean -1.4 (SD 3.8); n=30; Chalder's fatigue scale (11-item) 0-11 (bimodal scoring) Top=High is poor outcome; Comments: MD (95% CI): -0.2 (-2.3, 1.8) p value 0.81 (negative change scores indicate improvement)

Baseline scores: Biobran 8.5 (3.5); placebo 7.7 (3.9)

Risk of bias: All domain - Low, Selection - Low, Blinding - Low, Incomplete outcome data - Low, Outcome reporting - Low, Measurement - Low, Crossover -

Low, Subgroups - Low, Other 1 - Low; Indirectness of outcome: No indirectness, Comments: NA; Baseline details: Age, gender, symptoms suggestive of immune activation, baseline scores comparable; Blinding details: Identical placebo/active treatment. Researchers/participants/database manager/statistician remained blinded until analysis completed. 68% of patients guessed that they were in placebo group at end of study; Group 1 Number missing: 3, Reason: Unclear; Group 2 Number missing: 4, Reason: Unclear

Protocol outcome 4: Psychological status at longest follow up available

- Actual outcome for adults; severity mixed or unclear: Hospital anxiety and depression scale - anxiety subscale at 8 weeks; Group 1: mean -1 (SD 5.9); n=34, Group 2: mean -0.1 (SD 2.2); n=30; Hospital anxiety and depression scale 0-21 Top=High is poor outcome; Comments: MD (95% CI): 0.8 (-0.3, 2.0) p value 0.15 (negative change score indicates improvement)

Baseline scores: Biobran 10.9 (4.6); placebo 10.2 (4.4)

Risk of bias: All domain - Low, Selection - Low, Blinding - Low, Incomplete outcome data - Low, Outcome reporting - Low, Measurement - Low, Crossover - Low, Subgroups - Low, Other 1 - Low; Indirectness of outcome: No indirectness, Comments: NA; Baseline details: Age, gender, symptoms suggestive of immune activation, baseline scores comparable; Blinding details: Identical placebo/active treatment. Researchers/participants/database manager/statistician remained blinded until analysis completed. 68% of patients guessed that they were in placebo group at end of study; Group 1 Number missing: 3, Reason: Unclear; Group 2 Number missing: 4, Reason: Unclear

- Actual outcome for adults; severity mixed or unclear: Hospital anxiety and depression scale - depression subscale at 8 weeks; Group 1: mean -0.4 (SD 2.9); n=34, Group 2: mean -1 (SD 1.8); n=30; Hospital anxiety and depression scale 0-21 Top=High is poor outcome; Comments: MD (95% CI): -0.6 (-1.8, 0.7) p value 0.35 (negative change score indicates improvement)

Baseline scores: Biobran 8.9 (3.6); placebo 9.7 (5.2)

Risk of bias: All domain - Low, Selection - Low, Blinding - Low, Incomplete outcome data - Low, Outcome reporting - Low, Measurement - Low, Crossover - Low, Subgroups - Low, Other 1 - Low; Indirectness of outcome: No indirectness, Comments: NA; Baseline details: Age, gender, symptoms suggestive of immune activation, baseline scores comparable; Blinding details: Identical placebo/active treatment. Researchers/participants/database manager/statistician remained blinded until analysis completed. 68% of patients guessed that they were in placebo group at end of study; Group 1 Number missing: 3, Reason: Unclear; Group 2 Number missing: 4, Reason: Unclear

Protocol outcome 5: Adverse events at longest follow up available

- Actual outcome for adults; severity mixed or unclear: Serious adverse events at 8 weeks; Group 1: 0/37, Group 2: 0/34

Risk of bias: All domain - High, Selection - Low, Blinding - Low, Incomplete outcome data - Low, Outcome reporting - Low, Measurement - High, Crossover - Low, Subgroups - Low, Other 1 - Low; Indirectness of outcome: No indirectness, Comments: NA; Baseline details: Age, gender, symptoms suggestive of immune activation comparable. ; Blinding details: Identical placebo/active treatment. Researchers/participants/database manager/statistician remained blinded until analysis completed. 68% of patients guessed that they were in placebo group at end of study.; Group 1 Number missing: 3, Reason: Unclear; Group 2 Number missing: 4, Reason: Unclear

<p>- Actual outcome for adults; severity mixed or unclear: Minor side effects leading to discontinuation at 8 weeks; Group 1: 3/37, Group 2: 1/34; Comments: Biobran group: n=1 mild nausea; n=1 exacerbation of CFS symptoms; n=1 exacerbation of irritable bowel symptoms Placebo group: n=1 exacerbation of fatigue and anxiety. Risk of bias: All domain - Low, Selection - Low, Blinding - Low, Incomplete outcome data - Low, Outcome reporting - Low, Measurement - Low, Crossover - Low, Subgroups - Low, Other 1 - Low; Indirectness of outcome: No indirectness, Comments: NA; Baseline details: Age, gender, symptoms suggestive of immune activation comparable. ; Blinding details: Identical placebo/active treatment. Researchers/participants/database manager/statistician remained blinded until analysis completed. 68% of patients guessed that they were in placebo group at end of study.; Group 1 Number missing: 3, Reason: Unclear; Group 2 Number missing: 4, Reason: Unclear</p>	
<p>Protocol outcomes not reported by the study</p>	<p>Mortality at longest follow up available; Physical functioning at longest follow up available; Cognitive function at longest follow up available; Pain at longest follow up available; Sleep quality at longest follow up available; Activity levels at longest follow up available; Return to school or work at longest follow up available; Exercise performance measure at longest follow up available</p>

Study	Moss-Morris 2005 ⁵¹⁶
Study type	RCT (Patient randomised; Parallel)
Number of studies (number of participants)	1 (n=49)
Countries and setting	Conducted in New Zealand; Setting: Specialist 'CFS' private general practice
Line of therapy	Unclear
Duration of study	Intervention + follow up: 12 week intervention; 42 weeks post baseline assessment
Method of assessment of guideline condition	Adequate method of assessment/diagnosis: patients met CDC criteria for CFS as assessed by specialist general practitioner and labelled themselves as such
Stratum	adults; severity mixed or unclear
Subgroup analysis within study	Not applicable
Inclusion criteria	Patients meeting the US CDC criteria for CFS, that were between 18 and 65 years of age
Exclusion criteria	Patients unable to undergo exercise testing for medical reasons or who were already performing a consistent and regular exercise programme
Recruitment/selection of patients	Volunteer patients from a specialist CFS private general practice in Auckland advertising that the University of Auckland was running a graded exercise study
Age, gender and ethnicity	Age - Mean (SD): 40.9 years; experimental group: 36.72 (11.83), control group: 45.48 (10.45). Gender (M:F): 15/34. Ethnicity: Not specified
Further population details	-

Extra comments	Ages ranged from 19 to 60 years; median duration of illness was 3.08 years, ranging from 6 months to 45 years; 22.4% were unemployed or unable to work due to disability; 56% were either possible or probable cases of psychiatric disorder (30% being possible or probable cases of depression; 42% being possible or probable cases of anxiety disorder) as assessed by the HADS anxiety and depression sub-scales.
Indirectness of population	Serious indirectness: 1994 CDC criteria used; PEM is not a compulsory feature.
Interventions	<p>(n=25) Intervention 1: Exercise interventions - GET. An individual plan for starting the exercise program was developed; the target heart rate for each participant was initially set at 40% of VO2max (approximately 50% max HR) attained on the treadmill test, to be maintained for 10-15 minutes 4 to 5 times a week; exercise goals were set collaboratively between the researcher and participant. Initial exercise intensity and duration were set at a level that had been identified during exercise testing as achievable and unlikely to exacerbate symptoms in the patient. participants were issued with a polar heart rate monitor to assess heart rate during exercise sessions, which assisted participants to meet but not to exceed the prescribed intensity levels and provided external monitoring which reduced the likelihood of focusing on and adjusting exercise intensity in response to bodily symptoms. Researchers and participants met weekly over a period of 12 weeks to assess progress, provide encouragement and set new exercise goals. During the first six weeks increases focused on duration of exercise and involved duration increases of 3-5 minutes per week. After six weeks, intensity of exercise was gradually increased aiming for heart rate increases of approximately 5 beats/minute per week. The final goal was for each participant to be exercising for approximately 30 minutes for 5 days a week at intensity level relating to 80 % of expected maximum heart rate (70% of VO2max). . Duration 12 weeks. Concurrent medication/care: standard medical care (details not specified). Indirectness: No indirectness Further details: 1. type of intervention: not stated/unclear</p> <p>(n=24) Intervention 2: usual care - standard medical care. Standard medical care was provided by a 'CFS' specialist physician. Duration not specified. Concurrent medication/care: not specified. Indirectness: No indirectness Further details: 1. type of intervention: Provided by a 'CFS' specialist physician</p>
Funding	Academic or government funding (Study supported in part by two University of Auckland Staff Grants)

RESULTS (NUMBERS ANALYSED) AND RISK OF BIAS FOR COMPARISON: GRADED EXERCISE THERAPY versus STANDARD MEDICAL CARE

Protocol outcome 1: General symptom scales at longest follow up available

- Actual outcome for adults; severity mixed or unclear: Clinical global impression scale at 42 weeks after baseline assessment (6 months); Group 1: 9/16, Group 2: 5/17; Comments: Number of events calculated from percentage of people self-reported to have clinically improved.

Risk of bias: All domain - Very high, Selection - High, Blinding - High, Incomplete outcome data - High, Outcome reporting - Low, Measurement - Low, Crossover - Low, Subgroups - Low, Other 1 - Low; Indirectness of outcome: No indirectness; Baseline details: Baseline between group differences in age, length of illness and gender. These are reported not to correlate significantly with the outcome; Group 1 Number missing: 9, Reason: n=3 had dropped out of treatment (one had to return home to the United States, one injured his calf and decided not to continue, one could not be contacted at the time of follow-up); n=6 did not return questionnaires at 6 months; Group 2 Number missing: 7, Reason: n=3 did not return follow-up questionnaires at 12 weeks; n=4 did not return questionnaires at 6 months

Protocol outcome 2: Fatigue at longest follow up available

- Actual outcome for adults; severity mixed or unclear: Total fatigue at 12 weeks; Group 1: mean 13.91 (SD 10.88); n=22, Group 2: mean 24.41 (SD 9.69); n=21; Chalder fatigue scale (14 item; 0, 1, 2, 3 scoring system) 0-42 Top=High is poor outcome

Risk of bias: All domain - High, Selection - High, Blinding - High, Incomplete outcome data - Low, Outcome reporting - Low, Measurement - Low, Crossover - Low, Subgroups - Low, Other 1 - Low; Indirectness of outcome: No indirectness; Baseline details: Baseline between group differences in age, length of illness and gender. These are reported not to correlate significantly with the outcome; Group 1 Number missing: 3, Reason: dropped out of treatment (one had to return home to the United States, one injured his calf and decided not to continue, one could not be contacted at the time of follow-up); Group 2 Number missing: 3, Reason: did not return follow-up questionnaires

Protocol outcome 3: Physical functioning at longest follow up available

- Actual outcome for adults; severity mixed or unclear: SF-36 Physical functioning at 12 weeks; Group 1: mean 69.05 (SD 21.94); n=22, Group 2: mean 55 (SD 22.94); n=21; SF-36 Physical functioning 0-100 Top=High is poor outcome

Risk of bias: All domain - Very high, Selection - Very high, Blinding - High, Incomplete outcome data - Low, Outcome reporting - Low, Measurement - Low, Crossover - Low, Subgroups - Low, Other 1 - Low; Indirectness of outcome: No indirectness; Baseline details: Baseline between group differences in age, length of illness and gender; age reported to correlate significantly with the outcome and controlled for in the regression analysis testing for group differences. There is also a difference of 7.45 points in baseline scores for this outcome; Group 1 Number missing: 3, Reason: dropped out of treatment (one had to return home to the United States, one injured his calf and decided not to continue, one could not be contacted at the time of follow-up); Group 2 Number missing: 3, Reason: did not return follow-up questionnaires

Protocol outcome 4: Exercise performance measure at longest follow up available

- Actual outcome for adults; severity mixed or unclear: VO2 peak (ml/kg/min) at 12 weeks; Group 1: mean 27.21 (SD 5.53); n=14, Group 2: mean 25.8 (SD 3.95); n=12; Comments: Participants underwent incremental exercise testing to determine maximum aerobic capacity (VO2 peak) on a motorized treadmill. Following a brief warm-up on the treadmill, the walking protocol began at an initial intensity of 4 metabolic equivalents (METS; 1 MET equalling resting energy expenditure) and increased 1 MET every 2 minutes until maximal effort was achieved. Participants wore a polar heart rate monitor during the test, and HR was recorded every 30 seconds. Due to the fact that few participants were capable of achieving their age predicted maximal heart rate or a plateau in oxygen consumption at peak workload, the study reports it was not possible to achieve a true physiological VO2 max. Instead VO2 peak, which measures the highest single oxygen consumption measurement, was used. While this measure underestimates the subjects' physiological maximum, it does represent the highest level of activity they are able to achieve.

Risk of bias: All domain - Very high, Selection - High, Blinding - Low, Incomplete outcome data - Very high, Outcome reporting - High, Measurement - Low, Crossover - Low, Subgroups - Low, Other 1 - Low; Indirectness of outcome: No indirectness; Baseline details: Baseline between group differences in age, length of illness and gender; Group 1 Number missing: 11, Reason: n=3 had dropped out of treatment (one had to return home to the United States, one injured his calf and decided not to continue, one could not be contacted at the time of follow-up); additional data missing due to patients refusing to have a second exercise test as they believed the initial test was harmful to them or failed to continue until they perceived themselves to have reached maximal effort, making their data invalid or their data could not be used due to equipment failure; Group 2 Number missing: 12, Reason: n=3 did not return follow-up questionnaires at 12 weeks; additional data missing due to patients refusing to have a second exercise test as they believed the initial test was harmful to them or failed to continue until they perceived themselves to have reached maximal effort, making their data invalid or their data could not be used due to equipment failure.

Protocol outcomes not reported by the study

Mortality at longest follow up available; General symptom scales longest follow up available; Cognitive function at longest follow up available; Psychological status at longest follow up available; Pain at longest follow up available; sleep quality at longest follow up available; Adverse events at longest follow up available; Activity levels at longest follow up available; Return to school or work at longest follow up available

Study	Ng 2013 ⁵³⁴
Study type	RCT (Patient randomised; Parallel)
Number of studies (number of participants)	(n=137)
Countries and setting	Conducted in Hong Kong (China); Setting: University teaching laboratory
Line of therapy	Unclear
Duration of study	Intervention + follow up: 4 weeks
Method of assessment of guideline condition	Adequate method of assessment/diagnosis: Participants were included if they met the CDC 1994 criteria. They were screened on the phone. No mention of physical examination, etc.
Stratum	adults; severity mixed or unclear: Age 18-50, meeting CDC (Fukuda 1994) criteria for CFS - no further information on severity
Subgroup analysis within study	Not applicable: NA
Inclusion criteria	Aged 18-50 years; met CDC diagnostic criteria for CFS
Exclusion criteria	History of alcohol/substance abuse; current medical conditions associated with fatigue
Recruitment/selection of patients	Participants recruited through press publicity in Hong Kong
Age, gender and ethnicity	Age - Mean (SD): acupuncture 39.6 (6.6) years; placebo 42.0 (6.5) years. Gender (M:F): 31/68. Ethnicity: Not reported
Further population details	-
Extra comments	Baseline demographics reported for population that was analysed, n=99.

Indirectness of population	Serious indirectness: 1994 CDC criteria used; PEM is not a compulsory feature.
Interventions	<p>(n=68) Intervention 1: complementary therapies - acupuncture. Eight 30 minute sessions over 4 weeks. Each participant received the intervention in an individual room and lay on a bed. Acupuncture points were chosen in accordance with the theories of traditional Chinese medicine (TCM). Performed by experienced and registered TCM practitioner. 5 needles/plastic stands used for each session. Plastic stands used, as per the control group, however needles in experimental group were longer with sharp tips and penetrated the skin. Needle manipulation was performed at the beginning, middle, and end of the session. Duration 4 weeks. Concurrent medication/care: Not reported. Indirectness: No indirectness Further details: 1. type of intervention: Not stated/Unclear</p> <p>(n=69) Intervention 2: placebo or sham - placebo/sham. Eight 30 minute sessions over 4 weeks. Sham acupuncture was administered following the same treatment schedule as the experimental group. Each participant received the intervention in an individual room, lying on a bed. Performed by the same practitioner who delivered treatment to the experimental group. Before the trial the practitioner received special training in the administration of sham acupuncture. 5 needles inside needle stands were used. Specially designed needles were used - the needles were blunt and were held in place by a specially designed needle holder and plastic stand so that the needle provided only a pricking sensation on the skin without penetrating it. The same acupuncture points were used in the experimental and control groups. Duration 4 weeks. Concurrent medication/care: Not reported. Indirectness: No indirectness; Indirectness comment: NA Further details: 1. type of intervention: Not stated/Unclear</p>
Funding	Funding not stated

RESULTS (NUMBERS ANALYSED) AND RISK OF BIAS FOR COMPARISON: ACUPUNCTURE versus SHAM ACUPUNCTURE

Protocol outcome 1: Quality of life at longest follow up available

- Actual outcome for adults; severity mixed or unclear: SF-12 - physical subscale at 4 weeks; Group 1: mean 41.36 (SD 7.574); n=50, Group 2: mean 38.72 (SD 10.579); n=49; SF-12 0-100 (not explicitly stated) Top=High is good outcome; Comments: Baseline score (SD): acupuncture 34.43 (7.676); sham 34.99 (9.369); Effect size (Cohen's d): acupuncture 0.92; sham 0.38; net effect size 0.52

Risk of bias: All domain - Very high, Selection - Very high, Blinding - Low, Incomplete outcome data - High, Outcome reporting - Low, Measurement - Low, Crossover - Low, Subgroups - Low, Other 1 - Low, Comments - Randomisation sounds like it could be alternation: Permuted-block randomization was employed to allocate participants, with the random sampling sequence following the manner of ECEC (E = experimental, and C = control); that is, assignment of participants to groups followed a chronological sequence.

; Indirectness of outcome: No indirectness, Comments: NA; Baseline details: Comparable for age, sex, education level, employment, previous acupuncture experience, baseline outcome scores; Blinding details: patient reported outcome; Group 1 Number missing: 18, Reason: n=6 did not accept random allocation; n=12 not reported; Group 2 Number missing: 20, Reason: n=4 did not accept random allocation; n=16 not reported

- Actual outcome for adults; severity mixed or unclear: SF-12 - mental subscale at 4 weeks; Group 1: mean 47.96 (SD 9.419); n=50, Group 2: mean 47.76 (SD 10.693); n=49; SF-12 0-100 (not explicitly stated) Top=High is good outcome; Comments: Baseline score (SD): acupuncture 38.89 (9.665); 40.52 (10.122); Effect size (Cohen's d): acupuncture 0.96; sham 0.70; net effect size 0.54

Risk of bias: All domain - High, Selection - High, Blinding - Low, Incomplete outcome data - High, Outcome reporting - Low, Measurement - Low, Crossover - Low, Subgroups - Low, Other 1 - Low, Comments - Permuted blocked randomisation used - random sampling sequence following the manner of ECEC (E=experiment, C=control), that is, assignment to groups followed a chronological sequence.

Data collection was administered by a research assistant who knew the group allocations but was not involved in delivering the intervention - not clear if this person had direct contact with participants (which could influence how they filled out questionnaires); Indirectness of outcome: No indirectness, Comments: NA; Baseline details: Age, gender, previous acupuncture experience, and baseline score comparable between groups; Blinding details: Sham acupuncture was designed to appear the same as real acupuncture, the differences being the needles were shorter, blunt and did not penetrate the skin. ; Group 1 Number missing: 18, Reason: Only patients completing 6 or more (out of 8) intervention sessions were included in analysis, reasons for non-completion not given and unclear if follow-up data was available for these participants; Group 2 Number missing: 20, Reason: Only patients completing 6 or more (out of 8) intervention sessions were included in analysis, reasons for non-completion not given and unclear if follow-up data was available for these participants

Protocol outcome 2: Fatigue at longest follow up available

- Actual outcome for adults; severity mixed or unclear: Chalder fatigue scale (14-item) - physical subscale at 4 weeks; Group 1: mean 22.29 (SD 6.439); n=50, Group 2: mean 23.7 (SD 6.528); n=49; Comments: Baseline score (SD): acupuncture 30.67 (5.257); sham 29.17 (5.397)

Chalder fatigue scale (14-item) scoring system would normally yield a maximum possible score of 24 in the physical subscale, however this does not fit with values reported in study (scoring used not reported); Effect size (Cohen's d): acupuncture 1.44; sham 0.92; net effect size 0.52

Risk of bias: All domain - Very high, Selection - Very high, Blinding - Low, Incomplete outcome data - High, Outcome reporting - Low, Measurement - Low, Crossover - Low, Subgroups - Low, Other 1 - Low, Comments - Randomisation sounds like it could be alternation: Permuted-block randomization was employed to allocate participants, with the random sampling sequence following the manner of ECEC (E = experimental, and C = control); that is, assignment of participants to groups followed a chronological sequence; Range of scores unclear.

; Indirectness of outcome: No indirectness, Comments: NA; Baseline details: Comparable for age, sex, education level, employment, previous acupuncture experience, baseline outcome scores; Blinding details: patient reported outcome; Group 1 Number missing: 18, Reason: n=6 did not accept random allocation; n=12 not reported; Group 2 Number missing: 20, Reason: n=4 did not accept random allocation; n=16 not reported - Actual outcome for adults; severity mixed or unclear: Chalder fatigue scale (14-item) - mental subscale at 4 weeks; Group 1: mean 13.65 (SD 5.122); n=50, Group 2: mean 14.82 (SD 4.558); n=49; Chalder fatigue scale (14-item) Unclear Top=High is poor outcome; Comments: Baseline score (SD): acupuncture 20.65 (5.122); sham 18.55 (5.042)

Chalder fatigue scale (14-item) scoring system would normally yield a maximum possible score of 18 in the mental subscale, however this does not fit with values reported in study (scoring used not reported); Effect size (Cohen's d): acupuncture 1.41; sham 0.78; net effect size 0.63

Risk of bias: All domain - Very high, Selection - Very high, Blinding - Low, Incomplete outcome data - High, Outcome reporting - Low, Measurement - Low, Crossover - Low, Subgroups - Low, Other 1 - Low, Comments - Randomisation sounds like it could be alternation: Permuted-block randomization was employed to allocate participants, with the random sampling sequence following the manner of ECEC (E = experimental, and C = control); that is, assignment of participants to groups followed a chronological sequence; Range of scores unclear.

; Indirectness of outcome: No indirectness, Comments: NA; Baseline details: Comparable for age, sex, education level, employment, previous acupuncture experience, baseline outcome scores; Blinding details: patient reported outcome; Group 1 Number missing: 18, Reason: n=6 did not accept random allocation; n=12 not reported; Group 2 Number missing: 20, Reason: n=4 did not accept random allocation; n=16 not reported

Protocol outcome 3: Psychological status at longest follow up available

- Actual outcome for adults; severity mixed or unclear: GHQ-12 at 4 weeks; Group 1: mean 1.43 (SD 2.828); n=50, Group 2: mean 1.06 (SD 2.828); n=49; GHQ-12 0-12 Top=High is poor outcome; Comments: Baseline score (SD): acupuncture 4.98 (4.265); sham 4.88 (3.751)

Scores reported are most consistent with binary scoring system (range 0-12), but not reported in study; Effect size (Cohen's d): acupuncture 0.99; sham 1.16; net effect size 0.17

Risk of bias: All domain - Very high, Selection - Very high, Blinding - Low, Incomplete outcome data - High, Outcome reporting - Low, Measurement - Low, Crossover - Low, Subgroups - Low, Other 1 - Low, Comments - Randomisation sounds like it could be alternation: Permuted-block randomization was employed to allocate participants, with the random sampling sequence following the manner of ECEC (E = experimental, and C = control); that is, assignment of participants to groups followed a chronological sequence.

; Indirectness of outcome: No indirectness, Comments: NA; Baseline details: Comparable for age, sex, education level, employment, previous acupuncture experience, baseline outcome scores; Blinding details: patient reported outcome; Group 1 Number missing: 18, Reason: n=6 did not accept random allocation; n=12 not reported; Group 2 Number missing: 20, Reason: n=4 did not accept random allocation; n=16 not reported

Protocol outcome 4: Adverse events at longest follow up available

- Actual outcome for adults; severity mixed or unclear: Adverse events at 4 weeks; Group 1: 0/62, Group 2: 0/65; Comments: Participants included in safety analysis not reported - 62/65 participants accepted randomisation and participated in study

Risk of bias: All domain - Very high, Selection - Very high, Blinding - Low, Incomplete outcome data - Low, Outcome reporting - Low, Measurement - High, Crossover - Low, Subgroups - Low, Other 1 - Low, Comments - Randomisation sounds like it could be alternation: Permuted-block randomization was employed to allocate participants, with the random sampling sequence following the manner of ECEC (E = experimental, and C = control); that is, assignment of participants to groups followed a chronological sequence.

Number analysed for AEs not stated, assumed all that received treatment.

; Indirectness of outcome: No indirectness, Comments: NA; Baseline details: Comparable for age, sex, education level, employment, previous acupuncture experience, baseline outcome scores; Blinding details: patient reported outcome; Group 1 Number missing: 6, Reason: did not accept random allocation; Group 2 Number missing: 6, Reason: did not accept random allocation

Protocol outcomes not reported by the study

Mortality at longest follow up available; General symptom scales longest follow up available; Physical functioning at longest follow up available; Cognitive function at longest follow up available; Pain at longest follow up available; Sleep quality at longest follow up available; Activity levels at longest follow up available; Return to school or work at longest follow up available; Exercise performance measure at longest follow up available

Study	Núñez 2011 ⁵⁴⁵
Study type	RCT (Patient randomised; Parallel)
Number of studies (number of participants)	1 (n=120)
Countries and setting	Conducted in Spain; Setting: Chronic Fatigue Unit, at a public, tertiary, university hospital
Line of therapy	Unclear
Duration of study	Intervention + follow up: 12 months
Method of assessment of guideline condition	Adequate method of assessment/diagnosis: clinical history, physical exam, analytical tests (biochemical, hematological, hormonal, and immunological profile), chest X-ray, 12-lead electrocardiogram, and psychological evaluation, met CDC criteria
Stratum	Severity and age mixed or unclear: age not part of inclusion criteria but mean (SD) suggests adults; meeting CDC (Fukuda 1994) criteria; no further details on severity
Subgroup analysis within study	Not applicable: NA
Inclusion criteria	Diagnosed with CFS according to Fukuda criteria
Exclusion criteria	Patients with any past or current diagnosis of a major depressive disorder with psychotic or melancholic features according to Fukuda criteria; patients with physical diseases that could cause fatigue; patients unable to participate fully in study procedures; patients involved in ongoing legal or occupational conflicts, such as disputes about work-loss due to CFS, that could have interfered with the evaluation
Recruitment/selection of patients	patients referred during the recruitment period to the CFS outpatient referral clinic by primary health care physicians due to prolonged, disabling fatigue of unknown origin of more than 6 months duration, meeting inclusion criteria

Age, gender and ethnicity	Age - Mean (SD): intervention 42.65 (9.5), control 44.27 (10.76) years. Gender (M:F): 12/101. Ethnicity: not reported
Further population details	-
Indirectness of population	Serious indirectness: 1994 CDC criteria used; PEM is not a compulsory feature.
Interventions	<p>(n=60) Intervention 1: Psychological and behavioural interventions - CBT. Cognitive behavioural therapy + graded exercise therapy in groups of 16 + conventional pharmacological symptomatic treatment. CBT (9 twice weekly 90 minute sessions) carried out by a clinical psychologist with 7 years' experience in CBT with the main objective to identify correct behavioural patterns and adaptive thought models and create a therapeutic link. Content included psychoeducational interventions to explain the multi-factorial character of CFS; progressive muscle relaxation procedures; sleep hygiene patterns; detection and control of verbal and non-verbal pain-inducing attitudes; cognitive restructuring to modify non-adapted and catastrophic thought patterns; information about the relationship between vegetative and anxiety symptoms; modification of type A behavioural patterns; improvement in assertiveness; patterns to increase attention and memory; sensorial focalization for sexual inhibition; and disease relapse prevention. GET included thrice-weekly 1-h sessions carried out in intermittent periods of 10 min for 3 months. Patients were informed that exercise was designed to restore their ability to do sustained physical exercise as far as possible. Gradual increases in aerobic exercise at a rate of 5 min per session and complementary activities such as flexibility exercise and relaxation therapy were introduced. Total exercise load was maintained or increased to a maximum of 40 min per day, according to individual tolerance. All GET sessions supervised by a qualified physiotherapist, who is a registered nurse with a diploma in physiotherapy, and more than 20 years' experience in general physiotherapy for neurological disease and 8 years' experience in a third-level CFS and fibromyalgia reference unit. CBT and GET administered in an integrated manner. Duration 3 months. Concurrent medication/care: Symptomatic pharmacological treatment included analgesia (paracetamol 1–3 g/day p.o.), ibuprofen (600–1800mg/day p.o.) if subjects reported inflammation (fever, myalgia, enlarged cervical nodes), and zolpidem 10 mg/ night p.o. if patients reported significant insomnia. No other treatment was admitted during the study period. Indirectness: No indirectness; Indirectness comment: NA</p> <p>Further details: 1. type of intervention: Not stated / Unclear (physiotherapist had experience in CFS, unclear whether GET specifically designed for CFS, unclear whether CBT specifically designed for CFS or whether therapist had expertise/experience of CFS).</p>

	<p>(n=60) Intervention 2: usual care - standard medical care. Usual CFS therapy including exercise counselling and conventional pharmacological symptomatic treatment. Exercise counselling performed by personal interview with the same physiotherapist and objective to provide activities that restored patient's ability to do sustained physical exercise as far as possible. Program included three daily 10-min sessions, performed in separate periods, with adapted aerobic exercise, including walking and home-stretching exercises. Symptomatic pharmacological treatment included analgesia (paracetamol 1–3 g/day p.o.), ibuprofen (600–1800mg/day p.o.) if subjects reported inflammation (fever, myalgia, enlarged cervical nodes), and zolpidem 10 mg/ night p.o. if patients reported significant insomnia. Duration study duration. Concurrent medication/care: No other treatment was admitted during the study period. Indirectness: No indirectness; Indirectness comment: NA Further details: 1. type of intervention: Not applicable</p>
Funding	Academic or government funding (Generalitat of Catalonia and CIBEROBN, Carlos III Health Institute, Majadahonda, Madrid)

RESULTS (NUMBERS ANALYSED) AND RISK OF BIAS FOR COMPARISON: MULTIDISCIPLINARY TREATMENT versus STANDARD MEDICAL CARE

Protocol outcome 1: Quality of life at longest follow up available

- Actual outcome for Severity and age mixed or unclear: SF36 physical function at 12 months; Group 1: mean 32.63 (SD 22.52); n=58, Group 2: mean 38.28 (SD 22.73); n=57; SF36 physical function 0-100 Top=High is good outcome; Comments: Baseline values: intervention 39.69 (22.8), control 40.04 (22.09)

Risk of bias: All domain - High, Selection - Low, Blinding - High, Incomplete outcome data - Low, Outcome reporting - Low, Measurement - Low, Crossover - Low; Indirectness of outcome: No indirectness, Comments: NA; Baseline details: no significant differences in baseline epidemiological and clinical characteristics; SF-36 emotional role score was lower (worse) in the intervention group; Group 1 Number missing: 2, Reason: lost to follow up due to non-attendance; Group 2 Number missing: 3, Reason: lost to follow up due to non-attendance

- Actual outcome for Severity and age mixed or unclear: SF36 physical role at 12 months; Group 1: mean 4.39 (SD 15.76); n=58, Group 2: mean 9.82 (SD 26.41); n=57; SF36 physical role 0-100 Top=High is good outcome; Comments: Baseline values: intervention 8.33 (22.82), control 11.61 (28.19)

Risk of bias: All domain - High, Selection - Low, Blinding - High, Incomplete outcome data - Low, Outcome reporting - Low, Measurement - Low, Crossover - Low; Indirectness of outcome: No indirectness, Comments: NA; Baseline details: no significant differences in baseline epidemiological and clinical characteristics; SF-36 emotional role score was lower (worse) in the intervention group; Group 1 Number missing: 2, Reason: lost to follow up due to non-attendance; Group 2 Number missing: 3, Reason: lost to follow up due to non-attendance

- Actual outcome for Severity and age mixed or unclear: SF36 bodily pain at 12 months; Group 1: mean 21.81 (SD 21.43); n=58, Group 2: mean 29.34 (SD 21.58); n=57; SF36 bodily pain 0-100 Top=High is good outcome; Comments: Baseline values: intervention 27.09 (24.22), control 27.41 (19.04)
Risk of bias: All domain - High, Selection - Low, Blinding - High, Incomplete outcome data - Low, Outcome reporting - Low, Measurement - Low, Crossover - Low; Indirectness of outcome: No indirectness, Comments: NA; Baseline details: no significant differences in baseline epidemiological and clinical characteristics; SF-36 emotional role score was lower (worse) in the intervention group; Group 1 Number missing: 2, Reason: lost to follow up due to non-attendance; Group 2 Number missing: 3, Reason: lost to follow up due to non-attendance

- Actual outcome for Severity and age mixed or unclear: SF36 general health at 12 months; Group 1: mean 30.19 (SD 16.98); n=58, Group 2: mean 29.76 (SD 15.14); n=57; SF36 general health 0-100 Top=High is good outcome; Comments: Baseline values: intervention 29.96 (16.48), control 27.43 (14.9)
Risk of bias: All domain - High, Selection - Low, Blinding - High, Incomplete outcome data - Low, Outcome reporting - Low, Measurement - Low, Crossover - Low; Indirectness of outcome: No indirectness, Comments: NA; Baseline details: no significant differences in baseline epidemiological and clinical characteristics; SF-36 emotional role score was lower (worse) in the intervention group; Group 1 Number missing: 2, Reason: lost to follow up due to non-attendance; Group 2 Number missing: 3, Reason: lost to follow up due to non-attendance

- Actual outcome for Severity and age mixed or unclear: SF36 vitality at 12 months; Group 1: mean 15 (SD 15.06); n=58, Group 2: mean 18.66 (SD 16.11); n=57; SF36 vitality 0-100 Top=High is good outcome; Comments: Baseline values: intervention 16.14 (14.76), control 17.05 (15.37)
Risk of bias: All domain - High, Selection - Low, Blinding - High, Incomplete outcome data - Low, Outcome reporting - Low, Measurement - Low, Crossover - Low; Indirectness of outcome: No indirectness, Comments: NA; Baseline details: no significant differences in baseline epidemiological and clinical characteristics; SF-36 emotional role score was lower (worse) in the intervention group; Group 1 Number missing: 2, Reason: lost to follow up due to non-attendance; Group 2 Number missing: 3, Reason: lost to follow up due to non-attendance

- Actual outcome for Severity and age mixed or unclear: SF36 social function at 12 months; Group 1: mean 30.92 (SD 24.9); n=58, Group 2: mean 37.72 (SD 26.27); n=57; SF36 social function 0-100 Top=High is good outcome; Comments: Baseline values: intervention 34.21 (25.61), control 34.82 (24.85)
Risk of bias: All domain - High, Selection - Low, Blinding - High, Incomplete outcome data - Low, Outcome reporting - Low, Measurement - Low, Crossover - Low; Indirectness of outcome: No indirectness, Comments: NA; Baseline details: no significant differences in baseline epidemiological and clinical characteristics; SF-36 emotional role score was lower (worse) in the intervention group; Group 1 Number missing: 2, Reason: lost to follow up due to non-attendance; Group 2 Number missing: 3, Reason: lost to follow up due to non-attendance

- Actual outcome for Severity and age mixed or unclear: SF36 emotional role at 12 months; Group 1: mean 35.67 (SD 43.12); n=58, Group 2: mean 46.43 (SD 47.85); n=57; SF36 emotional role 0-100 Top=High is good outcome; Comments: Baseline values: intervention 28.07 (41.69), control 47.62 (48.77)
Risk of bias: All domain - Very high, Selection - High, Blinding - High, Incomplete outcome data - Low, Outcome reporting - Low, Measurement - Low, Crossover - Low; Indirectness of outcome: No indirectness, Comments: NA; Baseline details: no significant differences in baseline epidemiological and clinical characteristics; SF-36 emotional role score was lower (worse) in the intervention group; Group 1 Number missing: 2, Reason: lost to follow up due to non-attendance; Group 2 Number missing: 3, Reason: lost to follow up due to non-attendance

- Actual outcome for Severity and age mixed or unclear: SF36 mental health at 12 months; Group 1: mean 46.25 (SD 21.57); n=58, Group 2: mean 50.86 (SD 20.58); n=57; SF36 mental health 0-100 Top=High is good outcome; Comments: Baseline values: intervention 44.7 (21.17), control 50.14 (22.54)

Risk of bias: All domain - High, Selection - Low, Blinding - High, Incomplete outcome data - Low, Outcome reporting - Low, Measurement - Low, Crossover - Low; Indirectness of outcome: No indirectness, Comments: NA; Baseline details: no significant differences in baseline epidemiological and clinical characteristics; SF-36 emotional role score was lower (worse) in the intervention group; Group 1 Number missing: 2, Reason: lost to follow up due to non-attendance; Group 2 Number missing: 3, Reason: lost to follow up due to non-attendance

Protocol outcome 2: General symptom scales longest follow up available

- Actual outcome for Severity and age mixed or unclear: Stanford Health Assessment Questionnaire - global health status at 12 months; Group 1: mean 7.27 (SD 1.88); n=58, Group 2: mean 6.83 (SD 2.09); n=57; Patient global assessment visual analogue scale 0-10 Top=High is poor outcome; Comments: Baseline values: intervention 6.93 (2.23), control 7.21 (1.96)

Risk of bias: All domain - High, Selection - Low, Blinding - High, Incomplete outcome data - Low, Outcome reporting - Low, Measurement - Low, Crossover - Low; Indirectness of outcome: No indirectness, Comments: NA; Baseline details: no significant differences in baseline epidemiological and clinical characteristics; SF-36 emotional role score was lower (worse) in the intervention group; Group 1 Number missing: 2, Reason: lost to follow up due to non-attendance; Group 2 Number missing: 3, Reason: lost to follow up due to non-attendance

Protocol outcome 3: Physical functioning at longest follow up available

- Actual outcome for Severity and age mixed or unclear: Stanford Health Assessment Questionnaire at 12 months; Group 1: mean 1.27 (SD 0.72); n=58, Group 2: mean 1.14 (SD 0.66); n=57; Stanford Health Assessment Questionnaire 0-3 Top=High is poor outcome; Comments: Baseline values: 1.14 (0.73), control 1.05 (0.69)

Risk of bias: All domain - High, Selection - Low, Blinding - High, Incomplete outcome data - Low, Outcome reporting - Low, Measurement - Low, Crossover - Low; Indirectness of outcome: No indirectness, Comments: NA; Baseline details: no significant differences in baseline epidemiological and clinical characteristics; SF-36 emotional role score was lower (worse) in the intervention group; Group 1 Number missing: 2, Reason: lost to follow up due to non-attendance; Group 2 Number missing: 3, Reason: lost to follow up due to non-attendance

Protocol outcome 4: Pain at longest follow up available

- Actual outcome for Severity and age mixed or unclear: Stanford Health Assessment Questionnaire - pain intensity at 12 months; Group 1: mean 6.91 (SD 2.28); n=58, Group 2: mean 6.28 (SD 2.4); n=57; Pain intensity visual analogue scale 0-10 Top=High is poor outcome; Comments: Baseline values: intervention 6.51 (2.63), control 6.55 (2.33)

Risk of bias: All domain - High, Selection - Low, Blinding - High, Incomplete outcome data - Low, Outcome reporting - Low, Measurement - Low, Crossover - Low; Indirectness of outcome: No indirectness, Comments: NA; Baseline details: no significant differences in baseline epidemiological and clinical characteristics; SF-36 emotional role score was lower (worse) in the intervention group; Group 1 Number missing: 2, Reason: lost to follow up due to non-attendance; Group 2 Number missing: 3, Reason: lost to follow up due to non-attendance

Protocol outcomes not reported by the study	Mortality at longest follow up available; Fatigue at longest follow up available; Cognitive function at longest follow up available; Psychological status at longest follow up available; Sleep quality at longest follow up available; Adverse events at longest follow up available; Activity levels at longest follow up available; Return to school or work at longest follow up available; Exercise performance measure at longest follow up available
---	---

Study	O'Dowd, 2006 trial: O'Dowd 2006 ⁵⁴⁸
Study type	RCT (Patient randomised; Parallel)
Number of studies (number of participants)	1 (n=153)
Countries and setting	Conducted in United Kingdom; Setting: Pain management centre in UK hospital.
Line of therapy	1st line
Duration of study	Follow up (post intervention): 12 months
Method of assessment of guideline condition	Adequate method of assessment/diagnosis: According to Fukuda criteria (CDC)
Stratum	adults; severity mixed or unclear
Subgroup analysis within study	Not applicable
Inclusion criteria	Presentation consistent with CDC criteria; patient given informed consent
Exclusion criteria	Concurrent severe mental illness (i.e. psychosis and allied conditions); planned or concurrent rehabilitation; inability to attend all treatment sessions; ongoing physical investigations
Recruitment/selection of patients	consecutive
Age, gender and ethnicity	Age - Range of means: CBT/EAS/SMC: 41.6/38.8/42.9. Gender (M:F): 51:102. Ethnicity: unclear
Further population details	-

Extra comments	CBT/EAS/SMC: lives alone 14%/12%/22%; total number of symptoms 7/9/9; time since diagnosis >36 months 22%/34%/40%; psychological or psychiatric treatment for CFS previously 17%/13%/18%; current antidepressants 44%/46%/30%; required help because of CFS 68%/73%/66%;
Indirectness of population	Serious indirectness: 1994 CDC criteria used; PEM is not a compulsory feature.
Interventions	<p>(n=52) Intervention 1: Psychological and behavioural interventions - CBT. The CBT used in this trial was designed to do two things: first to attempt to modify thoughts and beliefs about symptoms and illness, and second to attempt to modify behavioural responses to symptoms and illness, such as rest, sleep and activity. The ultimate goal of the treatment was to increase adaptive coping strategies and therefore reduce the distress and disability. The content of the programme included:</p> <ul style="list-style-type: none"> ● Elucidation of core beliefs regarding their illness and its management. ● Monitoring of activity levels and introduction of appropriate timetable. ● Introduction to exercises designed to increase general level of fitness, balance and confidence in exercise. A range of aerobic, strength, balance and stretching exercises were taught. ● Behavioural modification of sleep patterns. ● Mood management advice. ● Goal setting. <p>The CBT groups were introduced to a structured incremental exercise programme following a group discussion about the unhelpful nature of activity cycling, following CBT principles. The calculation of a deliberately low 'baseline' for exercise as a means of counteracting activity cycling was taught, and instructions were given about pacing up by small increments once the exercise level had been achieved successfully for several days (flexibility was allowed for patients to choose their own frequency of increments). Advice was given to patients to reduce the level of exercise considerably should a significant increase in symptoms be experienced at some stage in the future, and the balance between the risks and the benefits of prolonged rest during such a setback was explored. The management of setbacks was a specific subject included in the CBT group syllabus. Duration 14 weeks (8 fortnightly meetings, each lasting 2 hours). Concurrent medication/care: None. Indirectness: No indirectness Further details: 1. type of intervention: CBT CFS-specific and delivered by 4 therapists with experience in chronic illness management (one with considerable experience with ME/CFS)</p> <p>(n=50) Intervention 2: Advice - occupational or school. Education and Support group (EAS). The same</p>

	<p>therapists met with these groups, in the same setting, at the same time and for the same duration and frequency as the CBT groups. The focus of these groups was on the sharing of experiences and the learning of basic relaxation skills. Each week, a different relaxation exercise was taught. These groups served as a control for the non-specific effects of therapy and controlled for the effects of therapist time and attention. In order to validate the role of the physiotherapist within the EAS condition, a stretch programme was introduced. This included 16 stretches for major muscle groups in the body, and patients were advised to perform each stretch twice, in a relaxed manner. The purpose of the stretches was explained as loosening the muscles so that a state of relaxation in the muscles could be achieved. If further questions regarding exercise were asked in these groups, the group was informed that there was controversy regarding the value of aerobic exercise, and therefore we did not wish to introduce exercise if it were to be unhelpful for some patients. The physiotherapist also participated in the teaching of relaxation techniques, including in particular those that involved movement such as progressive muscle relaxation and slow diaphragmatic breathing. Duration 14 weeks. Concurrent medication/care: None. Indirectness: No indirectness Further details: 1. type of intervention: unclear whether relaxation intervention was CFS-specific; delivered by 4 therapists with experience in chronic illness management (one with considerable experience with ME/CFS)</p> <p>(n=51) Intervention 3: usual care - standard medical care. This group did not attend the hospital other than to complete the assessment material at baseline and 6 and 12 months. They continued to be managed in primary care. Duration 14 weeks. Concurrent medication/care: None. Indirectness: No indirectness Further details: 1. type of intervention: Not applicable</p>
Funding	Funding not stated

RESULTS (NUMBERS ANALYSED) AND RISK OF BIAS FOR COMPARISON: CBT versus ADVICE - OCCUPATIONAL OR SCHOOL

Protocol outcome 1: Quality of life at longest follow up available

- Actual outcome for adults; severity mixed or unclear: SF36 physical at Pooled 6 and 12 months data; MD; -0.4 (95%CI -2.86 to 2.06, Comments: ITT analysis. Pooled for 6 and 12 month treatments because no significant difference between time points. Adjusted for baseline scores and assessment set.); Risk of bias: All domain - Very high, Selection - Low, Blinding - High, Incomplete outcome data - High, Outcome reporting - Low, Measurement - Low, Crossover - Low; Indirectness of outcome: No indirectness; Baseline details: Some differences between groups in characteristics (such as gender) but small differences in outcome variables at baseline adjusted for in follow up analyses; Group 1 Number missing: 13, Reason: unclear; Group 2 Number

missing: 4, Reason: unclear

- Actual outcome for adults; severity mixed or unclear: SF36 mental at Pooled 6 and 12 months data; MD; 3.16 (95%CI -0.05 to 6.38, Units: 0-100, Comments: ITT analysis. Pooled for 6 and 12 month treatments because no significant difference between time points. Adjusted for baseline scores and assessment set.);

Risk of bias: All domain - Very high, Selection - Low, Blinding - High, Incomplete outcome data - High, Outcome reporting - Low, Measurement - Low, Crossover - Low; Indirectness of outcome: No indirectness; Baseline details: Some differences between groups in characteristics (such as gender) but small differences in outcome variables at baseline adjusted for in follow up analyses; Group 1 Number missing: 13, Reason: unclear; Group 2 Number missing: 4, Reason: unclear

- Actual outcome for adults; severity mixed or unclear: Health status (HUI3) at Pooled 6 and 12 months data; MD; 0.023 (95%CI -0.0065 to 0.11, Comments: ITT analysis. Pooled for 6 and 12 month treatments because no significant difference between time points. Adjusted for baseline scores and assessment set.);

Risk of bias: All domain - Very high, Selection - Low, Blinding - High, Incomplete outcome data - High, Outcome reporting - Low, Measurement - Low, Crossover - Low; Indirectness of outcome: No indirectness; Baseline details: Some differences between groups in characteristics (such as gender) but small differences in outcome variables at baseline adjusted for in follow up analyses; Group 1 Number missing: 13, Reason: unclear; Group 2 Number missing: 4, Reason: unclear

Protocol outcome 2: Fatigue at longest follow up available

- Actual outcome for adults; severity mixed or unclear: Chalder fatigue score at Pooled 6 and 12 months data; MD; -3.16 (95%CI -5.59 to -0.74, Comments: ITT analysis. Pooled for 6 and 12 month treatments because no significant difference between time points. Adjusted for baseline scores and assessment set.);

Risk of bias: All domain - Very high, Selection - Low, Blinding - High, Incomplete outcome data - High, Outcome reporting - Low, Measurement - Low, Crossover - Low; Indirectness of outcome: No indirectness; Baseline details: Some differences between groups in characteristics (such as gender) but small differences in outcome variables at baseline adjusted for in follow up analyses; Group 1 Number missing: 13, Reason: unclear; Group 2 Number missing: 4, Reason: unclear

Protocol outcome 3: Cognitive function at longest follow up available

- Actual outcome for adults; severity mixed or unclear: total words recalled at Pooled 6 and 12 months data; MD; 0.77 (95%CI -0.32 to 1.86, Comments: ITT analysis. Pooled for 6 and 12 month treatments because no significant difference between time points. Adjusted for baseline scores and assessment set.);

Risk of bias: All domain - Very high, Selection - Low, Blinding - High, Incomplete outcome data - High, Outcome reporting - Low, Measurement - Low, Crossover - Low; Indirectness of outcome: No indirectness; Baseline details: Some differences between groups in characteristics (such as gender) but small differences in outcome variables at baseline adjusted for in follow up analyses; Group 1 Number missing: 15, Reason: unclear; Group 2 Number

missing: 5, Reason: unclear

- Actual outcome for adults; severity mixed or unclear: correct words at Pooled 6 and 12 months data; MD; 0.84 (95%CI -0.26 to 1.94, Comments: ITT analysis. Pooled for 6 and 12 month treatments because no significant difference between time points. Adjusted for baseline scores and assessment set.); Risk of bias: All domain - Very high, Selection - Low, Blinding - High, Incomplete outcome data - High, Outcome reporting - Low, Measurement - Low, Crossover - Low; Indirectness of outcome: No indirectness; Baseline details: Some differences between groups in characteristics (such as gender) but small differences in outcome variables at baseline adjusted for in follow up analyses; Group 1 Number missing: 15, Reason: unclear; Group 2 Number missing: 5, Reason: unclear

- Actual outcome for adults; severity mixed or unclear: reaction time at Pooled 6 and 12 months data; MD; 0.99 (95%CI 0.9 to 1.08, Comments: ITT analysis. Pooled for 6 and 12 month treatments because no significant difference between time points. Adjusted for baseline scores and assessment set.); Risk of bias: All domain - Very high, Selection - Low, Blinding - High, Incomplete outcome data - High, Outcome reporting - Low, Measurement - Low, Crossover - Low; Indirectness of outcome: No indirectness; Baseline details: Some differences between groups in characteristics (such as gender) but small differences in outcome variables at baseline adjusted for in follow up analyses; Group 1 Number missing: 15, Reason: unclear; Group 2 Number missing: 5, Reason: unclear

Protocol outcome 4: Psychological status at longest follow up available

- Actual outcome for adults; severity mixed or unclear: HADS anxiety at Pooled 6 and 12 months data; MD; -0.51 (95%CI -1.7 to 0.68, Comments: ITT analysis. Pooled for 6 and 12 month treatments because no significant difference between time points. Adjusted for baseline scores and assessment set.); Risk of bias: All domain - Very high, Selection - Low, Blinding - High, Incomplete outcome data - High, Outcome reporting - Low, Measurement - Low, Crossover - Low; Indirectness of outcome: No indirectness; Baseline details: Some differences between groups in characteristics (such as gender) but small differences in outcome variables at baseline adjusted for in follow up analyses; Group 1 Number missing: 13, Reason: unclear; Group 2 Number missing: 4, Reason: unclear

- Actual outcome for adults; severity mixed or unclear: HADS depression at Pooled 6 and 12 months data; MD; -0.13 (95%CI -1.13 to 0.87, Comments: ITT analysis. Pooled for 6 and 12 month treatments because no significant difference between time points. Adjusted for baseline scores and assessment set.); Risk of bias: All domain - Very high, Selection - Low, Blinding - High, Incomplete outcome data - High, Outcome reporting - Low, Measurement - Low, Crossover - Low; Indirectness of outcome: No indirectness; Baseline details: Some differences between groups in characteristics (such as gender) but small differences in outcome variables at baseline adjusted for in follow up analyses; Group 1 Number missing: 13, Reason: unclear; Group 2 Number missing: 4, Reason: unclear

- Actual outcome for adults; severity mixed or unclear: General health Questionnaire at Pooled 6 and 12 months data; MD; -1.8 (95%CI -4.17 to 0.57, Comments: ITT analysis. Pooled for 6 and 12 month treatments because no significant difference between time points. Adjusted for baseline scores and assessment set.);

Risk of bias: All domain - Very high, Selection - Low, Blinding - High, Incomplete outcome data - High, Outcome reporting - Low, Measurement - Low, Crossover - Low; Indirectness of outcome: No indirectness; Baseline details: Some differences between groups in characteristics (such as gender) but

small differences in outcome variables at baseline adjusted for in follow up analyses; Group 1 Number missing: 13, Reason: unclear; Group 2 Number missing: 4, Reason: unclear

Protocol outcome 5: Exercise performance measure at longest follow up available

- Actual outcome for adults; severity mixed or unclear: Normal walking speed at Pooled 6 and 12 months data; MD; 1.77 (95%CI 0.025 to 3.51, Units: shuttles, Comments: ITT analysis. Pooled for 6 and 12 month treatments because no significant difference between time points. Adjusted for baseline scores and assessment set.);

Risk of bias: All domain - Very high, Selection - Low, Blinding - High, Incomplete outcome data - High, Outcome reporting - Low, Measurement - Low, Crossover - Low; Indirectness of outcome: No indirectness; Baseline details: Some differences between groups in characteristics (such as gender) but small differences in outcome variables at baseline adjusted for in follow up analyses; Group 1 Number missing: 13, Reason: unclear; Group 2 Number missing: 4, Reason: unclear

- Actual outcome for adults; severity mixed or unclear: Shuttles walked at Pooled 6 and 12 months data; MD; 1.16 (95%CI 0.94 to 1.43, Comments: ITT analysis. Pooled for 6 and 12 month treatments because no significant difference between time points. Adjusted for baseline scores and assessment set.);

Risk of bias: All domain - Very high, Selection - Low, Blinding - High, Incomplete outcome data - High, Outcome reporting - Low, Measurement - Low, Crossover - Low; Indirectness of outcome: No indirectness; Baseline details: Some differences between groups in characteristics (such as gender) but small differences in outcome variables at baseline adjusted for in follow up analyses; Group 1 Number missing: 13, Reason: unclear; Group 2 Number missing: 4, Reason: unclear

RESULTS (NUMBERS ANALYSED) AND RISK OF BIAS FOR COMPARISON: CBT versus STANDARD MEDICAL CARE

Protocol outcome 1: Quality of life at longest follow up available

- Actual outcome for adults; severity mixed or unclear: SF36 physical at Pooled 6 and 12 months data; MD; -1.63 (95%CI -4.05 to 0.78, Comments: ITT analysis. Pooled for 6 and 12 month treatments because no significant difference between time points. Adjusted for baseline scores and assessment set.);

Risk of bias: All domain - Very high, Selection - Low, Blinding - High, Incomplete outcome data - High, Outcome reporting - Low, Measurement - Low, Crossover - Low; Indirectness of outcome: No indirectness; Baseline details: Some differences between groups in characteristics (such as gender) but small differences in outcome variables at baseline adjusted for in follow up analyses; Group 1 Number missing: 13, Reason: unclear; Group 2 Number missing: 7, Reason: unclear

- Actual outcome for adults; severity mixed or unclear: SF36 mental at Pooled 6 and 12 months data; MD; 4.35 (95%CI 0.72 to 7.97, Comments: ITT analysis. Pooled for 6 and 12 month treatments because no significant difference between time points. Adjusted for baseline scores and assessment set.);

Risk of bias: All domain - Very high, Selection - Low, Blinding - High, Incomplete outcome data - High, Outcome reporting - Low, Measurement - Low, Crossover - Low; Indirectness of outcome: No indirectness; Baseline details: Some differences between groups in characteristics (such as gender) but

small differences in outcome variables at baseline adjusted for in follow up analyses; Group 1 Number missing: 13, Reason: unclear; Group 2 Number missing: 7, Reason: unclear

- Actual outcome for adults; severity mixed or unclear: Health status (HUI3) at Pooled 6 and 12 months data; MD; 0.029 (95%CI -0.052 to 0.11, Comments: ITT analysis. Pooled for 6 and 12 month treatments because no significant difference between time points. Adjusted for baseline scores and assessment set.);

Risk of bias: All domain - Very high, Selection - Low, Blinding - High, Incomplete outcome data - High, Outcome reporting - Low, Measurement - Low, Crossover - Low; Indirectness of outcome: No indirectness; Baseline details: Some differences between groups in characteristics (such as gender) but small differences in outcome variables at baseline adjusted for in follow up analyses; Group 1 Number missing: 13, Reason: unclear; Group 2 Number missing: 7, Reason: unclear

Protocol outcome 2: Fatigue at longest follow up available

- Actual outcome for adults; severity mixed or unclear: Chalder fatigue score at Pooled 6 and 12 months data; MD; -2.61 (95%CI -4.92 to -0.3, Comments: ITT analysis. Pooled for 6 and 12 month treatments because no significant difference between time points. Adjusted for baseline scores and assessment set.);

Risk of bias: All domain - Very high, Selection - Low, Blinding - High, Incomplete outcome data - High, Outcome reporting - Low, Measurement - Low, Crossover - Low; Indirectness of outcome: No indirectness; Baseline details: Some differences between groups in characteristics (such as gender) but small differences in outcome variables at baseline adjusted for in follow up analyses; Group 1 Number missing: 13, Reason: unclear; Group 2 Number missing: 7, Reason: unclear

Protocol outcome 3: Cognitive function at longest follow up available

- Actual outcome for adults; severity mixed or unclear: total words recalled at Pooled 6 and 12 months data; MD; 0.69 (95%CI -0.47 to 1.86, Comments: ITT analysis. Pooled for 6 and 12 month treatments because no significant difference between time points. Adjusted for baseline scores and assessment set.);

Risk of bias: All domain - Very high, Selection - Low, Blinding - High, Incomplete outcome data - High, Outcome reporting - Low, Measurement - Low, Crossover - Low; Indirectness of outcome: No indirectness; Baseline details: Some differences between groups in characteristics (such as gender) but small differences in outcome variables at baseline adjusted for in follow up analyses; Group 1 Number missing: 15, Reason: unclear; Group 2 Number missing: 7, Reason: unclear

- Actual outcome for adults; severity mixed or unclear: correct words at Pooled 6 and 12 months data; MD; 0.80 (95%CI -0.3 to 1.89, Comments: ITT analysis. Pooled for 6 and 12 month treatments because no significant difference between time points. Adjusted for baseline scores and assessment set.);

Risk of bias: All domain - Very high, Selection - Low, Blinding - High, Incomplete outcome data - High, Outcome reporting - Low, Measurement - Low, Crossover - Low; Indirectness of outcome: No indirectness; Baseline details: Some differences between groups in characteristics (such as gender) but small differences in outcome variables at baseline adjusted for in follow up analyses; Group 1 Number missing: 15, Reason: unclear; Group 2 Number

missing: 7, Reason: unclear

- Actual outcome for adults; severity mixed or unclear: reaction time at Pooled 6 and 12 months data; MD; 0.93 (95%CI 0.86 to 1.02, Comments: ITT analysis. Pooled for 6 and 12 month treatments because no significant difference between time points. Adjusted for baseline scores and assessment set.); Risk of bias: All domain - Very high, Selection - Low, Blinding - High, Incomplete outcome data - High, Outcome reporting - Low, Measurement - Low, Crossover - Low; Indirectness of outcome: No indirectness; Baseline details: Some differences between groups in characteristics (such as gender) but small differences in outcome variables at baseline adjusted for in follow up analyses; Group 1 Number missing: 13, Reason: unclear; Group 2 Number missing: 7, Reason: unclear

Protocol outcome 4: Psychological status at longest follow up available

- Actual outcome for adults; severity mixed or unclear: HADS anxiety at Pooled 6 and 12 months data; MD; -1.27 (95%CI -2.52 to -0.02, Comments: ITT analysis. Pooled for 6 and 12 month treatments because no significant difference between time points. Adjusted for baseline scores and assessment set.); Risk of bias: All domain - Very high, Selection - Low, Blinding - High, Incomplete outcome data - High, Outcome reporting - Low, Measurement - Low, Crossover - Low; Indirectness of outcome: No indirectness; Baseline details: Some differences between groups in characteristics (such as gender) but small differences in outcome variables at baseline adjusted for in follow up analyses; Group 1 Number missing: 13, Reason: unclear; Group 2 Number missing: 7, Reason: unclear

- Actual outcome for adults; severity mixed or unclear: HADS depression at Pooled 6 and 12 months data; MD; -0.56 (95%CI -1.69 to 0.58, Comments: ITT analysis. Pooled for 6 and 12 month treatments because no significant difference between time points. Adjusted for baseline scores and assessment set.); Risk of bias: All domain - Very high, Selection - Low, Blinding - High, Incomplete outcome data - High, Outcome reporting - Low, Measurement - Low, Crossover - Low; Indirectness of outcome: No indirectness; Baseline details: Some differences between groups in characteristics (such as gender) but small differences in outcome variables at baseline adjusted for in follow up analyses; Group 1 Number missing: 13, Reason: unclear; Group 2 Number missing: 7, Reason: unclear

- Actual outcome for adults; severity mixed or unclear: General health Questionnaire at Pooled 6 and 12 months data; MD; -2.21 (95%CI -4.52 to 0.1, Comments: ITT analysis. Pooled for 6 and 12 month treatments because no significant difference between time points. Adjusted for baseline scores and assessment set.);

Risk of bias: All domain - Very high, Selection - Low, Blinding - High, Incomplete outcome data - High, Outcome reporting - Low, Measurement - Low, Crossover - Low; Indirectness of outcome: No indirectness; Baseline details: Some differences between groups in characteristics (such as gender) but small differences in outcome variables at baseline adjusted for in follow up analyses; Group 1 Number missing: 13, Reason: unclear; Group 2 Number missing: 7, Reason: unclear

Protocol outcome 5: Exercise performance measure at longest follow up available

- Actual outcome for adults; severity mixed or unclear: Normal walking speed at Pooled 6 and 12 months data; MD; 2.83 (95%CI 1.12 to 5.53, Units: shuttles, Comments: ITT analysis. Pooled for 6 and 12 month treatments because no significant difference between time points. Adjusted for baseline

scores and assessment set.);

Risk of bias: All domain - Very high, Selection - Low, Blinding - High, Incomplete outcome data - High, Outcome reporting - Low, Measurement - Low, Crossover - Low; Indirectness of outcome: No indirectness; Baseline details: Some differences between groups in characteristics (such as gender) but small differences in outcome variables at baseline adjusted for in follow up analyses; Group 1 Number missing: 13, Reason: unclear; Group 2 Number missing: 7, Reason: unclear

- Actual outcome for adults; severity mixed or unclear: Shuttles walked at Pooled 6 and 12 months data; MD; 1.2 (95%CI 0.99 to 1.45, Comments: ITT analysis. Pooled for 6 and 12 month treatments because no significant difference between time points. Adjusted for baseline scores and assessment set.);

Risk of bias: All domain - Very high, Selection - Low, Blinding - High, Incomplete outcome data - High, Outcome reporting - Low, Measurement - Low, Crossover - Low; Indirectness of outcome: No indirectness; Baseline details: Some differences between groups in characteristics (such as gender) but small differences in outcome variables at baseline adjusted for in follow up analyses; Group 1 Number missing: 13, Reason: unclear; Group 2 Number missing: 7, Reason: unclear

RESULTS (NUMBERS ANALYSED) AND RISK OF BIAS FOR COMPARISON: ADVICE - OCCUPATIONAL OR SCHOOL versus STANDARD MEDICAL CARE

Protocol outcome 1: Quality of life at longest follow up available

- Actual outcome for adults; severity mixed or unclear: SF36 physical at Pooled 6 and 12 months data; MD; -1.23 (95%CI -3.52 to 1.05, Comments: ITT analysis. Pooled for 6 and 12 month treatments because no significant difference between time points. Adjusted for baseline scores and assessment set.);

Risk of bias: All domain - High, Selection - Low, Blinding - High, Incomplete outcome data - Low, Outcome reporting - Low, Measurement - Low, Crossover - Low; Indirectness of outcome: No indirectness; Baseline details: Some differences between groups in characteristics (such as gender) but small differences in outcome variables at baseline adjusted for in follow up analyses; Group 1 Number missing: 4, Reason: unclear; Group 2 Number missing: 7, Reason: unclear

- Actual outcome for adults; severity mixed or unclear: SF36 mental at Pooled 6 and 12 months data; MD; 1.19 (95%CI -2.26 to 4.63, Comments: ITT analysis. Pooled for 6 and 12 month treatments because no significant difference between time points. Adjusted for baseline scores and assessment set.);

Risk of bias: All domain - High, Selection - Low, Blinding - High, Incomplete outcome data - Low, Outcome reporting - Low, Measurement - Low, Crossover - Low; Indirectness of outcome: No indirectness; Baseline details: Some differences between groups in characteristics (such as gender) but small differences in outcome variables at baseline adjusted for in follow up analyses; Group 1 Number missing: 4, Reason: unclear; Group 2 Number missing: 7, Reason: unclear

- Actual outcome for adults; severity mixed or unclear: Health status (HUI3) at Pooled 6 and 12 months data; MD; 0.006 (95%CI -0.082 to 0.095, Comments: ITT analysis. Pooled for 6 and 12 month treatments because no significant difference between time points. Adjusted for baseline scores and assessment set.);

Risk of bias: All domain - High, Selection - Low, Blinding - High, Incomplete outcome data - Low, Outcome reporting - Low, Measurement - Low, Crossover - Low; Indirectness of outcome: No indirectness; Baseline details: Some differences between groups in characteristics (such as gender) but small

differences in outcome variables at baseline adjusted for in follow up analyses; Group 1 Number missing: 4, Reason: unclear; Group 2 Number missing: 7, Reason: unclear

Protocol outcome 2: Fatigue at longest follow up available

- Actual outcome for adults; severity mixed or unclear: Chalder fatigue score at Pooled 6 and 12 months data; MD; 0.55 (95%CI -1.56 to 2.66, Comments: ITT analysis. Pooled for 6 and 12 month treatments because no significant difference between time points. Adjusted for baseline scores and assessment set.);

Risk of bias: All domain - High, Selection - Low, Blinding - High, Incomplete outcome data - Low, Outcome reporting - Low, Measurement - Low, Crossover - Low; Indirectness of outcome: No indirectness; Baseline details: Some differences between groups in characteristics (such as gender) but small differences in outcome variables at baseline adjusted for in follow up analyses; Group 1 Number missing: 4, Reason: unclear; Group 2 Number missing: 7, Reason: unclear

Protocol outcome 3: Cognitive function at longest follow up available

- Actual outcome for adults; severity mixed or unclear: total words recalled at Pooled 6 and 12 months data; MD; -0.076 (95%CI -1.2 to 1.05, Comments: ITT analysis. Pooled for 6 and 12 month treatments because no significant difference between time points. Adjusted for baseline scores and assessment set.);

Risk of bias: All domain - High, Selection - Low, Blinding - High, Incomplete outcome data - Low, Outcome reporting - Low, Measurement - Low, Crossover - Low; Indirectness of outcome: No indirectness; Baseline details: Some differences between groups in characteristics (such as gender) but small differences in outcome variables at baseline adjusted for in follow up analyses; Group 1 Number missing: 5, Reason: unclear; Group 2 Number missing: 7, Reason: unclear

- Actual outcome for adults; severity mixed or unclear: correct words at Pooled 6 and 12 months data; MD; -0.044 (95%CI -1.14 to 1.05, Comments: ITT analysis. Pooled for 6 and 12 month treatments because no significant difference between time points. Adjusted for baseline scores and assessment set.);

Risk of bias: All domain - High, Selection - Low, Blinding - High, Incomplete outcome data - Low, Outcome reporting - Low, Measurement - Low, Crossover - Low; Indirectness of outcome: No indirectness; Baseline details: Some differences between groups in characteristics (such as gender) but small differences in outcome variables at baseline adjusted for in follow up analyses; Group 1 Number missing: 5, Reason: unclear; Group 2 Number missing: 7, Reason: unclear

- Actual outcome for adults; severity mixed or unclear: reaction time at Pooled 6 and 12 months data; MD; 0.95 (95%CI 0.87 to 1.03, Comments: ITT analysis. Pooled for 6 and 12 month treatments because no significant difference between time points. Adjusted for baseline scores and assessment set.);

Risk of bias: All domain - High, Selection - Low, Blinding - High, Incomplete outcome data - Low, Outcome reporting - Low, Measurement - Low, Crossover - Low; Indirectness of outcome: No indirectness; Baseline details: Some differences between groups in characteristics (such as gender) but small differences in outcome variables at baseline adjusted for in follow up analyses; Group 1 Number missing: 4, Reason: unclear; Group 2 Number missing: 7, Reason: unclear

Protocol outcome 4: Psychological status at longest follow up available

- Actual outcome for adults; severity mixed or unclear: HADS anxiety at Pooled 6 and 12 months data; MD; -0.76 (95%CI -2 to 0.47, Comments: ITT analysis. Pooled for 6 and 12 month treatments because no significant difference between time points. Adjusted for baseline scores and assessment set.); Risk of bias: All domain - High, Selection - Low, Blinding - High, Incomplete outcome data - Low, Outcome reporting - Low, Measurement - Low, Crossover - Low; Indirectness of outcome: No indirectness; Baseline details: Some differences between groups in characteristics (such as gender) but small differences in outcome variables at baseline adjusted for in follow up analyses; Group 1 Number missing: 4, Reason: unclear; Group 2 Number missing: 7, Reason: unclear

- Actual outcome for adults; severity mixed or unclear: HADS depression at Pooled 6 and 12 months data; MD; -0.43 (95%CI -0.56 to 0.7, Comments: ITT analysis. Pooled for 6 and 12 month treatments because no significant difference between time points. Adjusted for baseline scores and assessment set.); Risk of bias: All domain - High, Selection - Low, Blinding - High, Incomplete outcome data - Low, Outcome reporting - Low, Measurement - Low, Crossover - Low; Indirectness of outcome: No indirectness; Baseline details: Some differences between groups in characteristics (such as gender) but small differences in outcome variables at baseline adjusted for in follow up analyses; Group 1 Number missing: 4, Reason: unclear; Group 2 Number missing: 7, Reason: unclear

- Actual outcome for adults; severity mixed or unclear: General health Questionnaire at Pooled 6 and 12 months data; MD; -0.41 (95%CI -2.8 to 1.98, Comments: ITT analysis. Pooled for 6 and 12 month treatments because no significant difference between time points. Adjusted for baseline scores and assessment set.); Risk of bias: All domain - High, Selection - Low, Blinding - High, Incomplete outcome data - Low, Outcome reporting - Low, Measurement - Low, Crossover - Low; Indirectness of outcome: No indirectness; Baseline details: Some differences between groups in characteristics (such as gender) but small differences in outcome variables at baseline adjusted for in follow up analyses; Group 1 Number missing: 4, Reason: unclear; Group 2 Number missing: 7, Reason: unclear

Protocol outcome 5: Exercise performance measure at longest follow up available

- Actual outcome for adults; severity mixed or unclear: Normal walking speed at Pooled 6 and 12 months data; MD; 1.06 (95%CI -0.37 to 2.49, Units: shuttles, Comments: ITT analysis. Pooled for 6 and 12 month treatments because no significant difference between time points. Adjusted for baseline scores and assessment set.); Risk of bias: All domain - High, Selection - Low, Blinding - High, Incomplete outcome data - Low, Outcome reporting - Low, Measurement - Low, Crossover - Low; Indirectness of outcome: No indirectness; Baseline details: Some differences between groups in characteristics (such as gender) but small differences in outcome variables at baseline adjusted for in follow up analyses; Group 1 Number missing: 4, Reason: unclear; Group 2 Number missing: 7, Reason: unclear

- Actual outcome for adults; severity mixed or unclear: Shuttles walked at Pooled 6 and 12 months data; MD; 1.04 (95%CI 0.86 to 1.24, Comments: ITT analysis. Pooled for 6 and 12 month treatments because no significant difference between time points. Adjusted for baseline scores and assessment set.);

Risk of bias: All domain - High, Selection - Low, Blinding - High, Incomplete outcome data - Low, Outcome reporting - Low, Measurement - Low, Crossover - Low; Indirectness of outcome: No indirectness; Baseline details: Some differences between groups in characteristics (such as gender) but small differences in outcome variables at baseline adjusted for in follow up analyses; Group 1 Number missing: 4, Reason: unclear; Group 2 Number missing: 7, Reason: unclear

Protocol outcomes not reported by the study

Mortality at longest follow up available; General symptom scales longest follow up available; Physical functioning at longest follow up available; Pain at longest follow up available; Sleep quality at longest follow up available; Adverse events at longest follow up available; Activity levels at longest follow up available; Return to school or work at longest follow up available

Study	Oka 2014 ⁵⁵³
Study type	RCT (randomised; Parallel)
Number of studies (number of participants)	(n=30)
Countries and setting	Conducted in Japan; Setting: Outpatient
Line of therapy	Unclear
Duration of study	Intervention + follow up: 9.2 (SD 2.5) weeks
Method of assessment of guideline condition	Adequate method of assessment/diagnosis: The diagnosis of CFS was made for patients meeting the diagnostic criteria of the 1994 international research case definition (Fukuda), and did not include patients with idiopathic chronic fatigue
Stratum	adults; severity mixed or unclear: Adults age 20-70; level of fatigue serious enough to cause an absence from school or work for at least several days of a month but not serious enough to require assistance with activities of daily living
Subgroup analysis within study	Not applicable: NA
Inclusion criteria	Patients with CFS meeting the 1994 international research case definition (Fukuda criteria); aged 20-70 years old; fatigue did not improve sufficiently with ordinary treatment given for at least 6 months (e.g. antidepressants, Japanese traditional herbal medicine, coenzyme Q10, psychotherapy, GET, inpatient treatment program); level of fatigue serious enough to cause an absence from school or work for at least several days of a month but not serious enough to require assistance with the activities of daily living; able to fill out questionnaire without assistance; able to sit for at least 30 minutes; able to attend study appointments every 2-3 weeks

Exclusion criteria	Fatigue due to a physical disease such as liver, kidney, heart, respiratory, endocrine, autoimmune, or malignant disease, severe anaemia, electrolyte abnormalities, obesity, or pregnancy; previously practiced yoga; idiopathic chronic fatigue.
Recruitment/selection of patients	Participants recruited from a CFS outpatient clinic
Age, gender and ethnicity	Age - Mean (SD): Yoga group 38.0 (11.1) years; control group 39.1 (14.2) years. Gender (M:F): 6/24. Ethnicity: Not reported
Further population details	-
Extra comments	NA
Indirectness of population	Serious indirectness: 1994 CDC criteria used; PEM is not a compulsory feature.
Interventions	<p>(n=15) Intervention 1: complementary therapies - yoga. 20 minute sessions of isometric yoga, practiced on a one-to-one basis with an experienced yoga instructor, between 2-4pm on the day the patient's visited the hospital (every 2-3 weeks). Session performed in seated position without background music and consisted of breathing exercises and several repetitions of 6 poses performed at 50% of patient's maximal strength. The program was modified on a patient-to-patient basis depending on severity of fatigue and pain. Patients were also asked to practice this program at home on non-class days if they could with the digital and written aids. Patients were reviewed by a study doctor before and after each yoga session to check condition and for any changes/adverse events. Duration 9.2 (SD 2.5) weeks. Concurrent medication/care: Conventional pharmacotherapy - examples of pharmacotherapy used in the hospital department reported in the paper are antidepressants, Japanese traditional herbal medicine, coenzyme Q10, however it is not clear which pharmacotherapy treatments study participants received. Indirectness: No indirectness; Indirectness comment: NA</p> <p>Further details: 1. type of intervention: Not stated / Unclear (Yoga instructor with over 30 years of experience; not clear if ME/CFS experience. Yoga programme was designed with consideration of CFS symptoms).</p> <p>(n=15) Intervention 2: usual care - standard medical care. Wait-list control group. Patient's visited the</p>

	<p>hospital every 2-3 weeks. Duration 9.2 (SD 2.5) weeks. Concurrent medication/care: Conventional pharmacotherapy - examples of pharmacotherapy used in the hospital department reported in the paper are antidepressants, Japanese traditional herbal medicine, coenzyme Q10, however it is not clear which pharmacotherapy treatments study participants received. Indirectness: No indirectness; Indirectness comment: NA Further details: 1. type of intervention: Not applicable</p>
Funding	Academic or government funding (Japan Agency for Medical Research and Development)
<p>RESULTS (NUMBERS ANALYSED) AND RISK OF BIAS FOR COMPARISON: YOGA versus USUAL CARE/WAIT-LIST CONTROL</p> <p>Protocol outcome 1: Fatigue at longest follow up available - Actual outcome for young people; severity mixed or unclear: Chalder fatigue scale - total score at After the intervention period; Group 1: mean 19.2 (SD 7.5); n=15, Group 2: mean 25.8 (SD 5.9); n=15; Chalder fatigue scale 0-42 Top=High is poor outcome; Comments: Baseline score, mean (SD): yoga group 25.9 (6.1); control group 26.1 (6.2). Risk of bias: All domain - High, Selection - Low, Blinding - High, Incomplete outcome data - Low, Outcome reporting - Low, Measurement - Low, Crossover - Low, Subgroups - Low, Other 1 - Low; Indirectness of outcome: No indirectness; Baseline details: Comparable for age, gender, baseline scores. Duration of illness not reported; Blinding details: Subjective patient reported outcome; Group 1 Number missing: 0, Reason: NA; Group 2 Number missing: 0, Reason: NA</p>	
Protocol outcomes not reported by the study	<p>Quality of life at longest follow up available; Mortality at longest follow up available; General symptom scales longest follow up available; Physical functioning at longest follow up available; Cognitive function at longest follow up available; Psychological status at longest follow up available; Pain at longest follow up available; Sleep quality at longest follow up available; Adverse events at longest follow up available; Activity levels at longest follow up available; Return to school or work at longest follow up available; Exercise performance measure at longest follow up available</p>

Study	Ostojic 2016 ⁵⁵⁸
Study type	RCT (Patient randomised; Crossover: 2 months)
Number of studies (number of participants)	(n=21)
Countries and setting	Conducted in Serbia; Setting: Clinic
Line of therapy	Unclear
Duration of study	Intervention + follow up: 8 months (3 months initial intervention + 2 months washout + 3 months crossover)
Method of assessment of guideline condition	Adequate method of assessment/diagnosis: Met 1994 CDC criteria for CFS. No further info on diagnosis.
Stratum	adults; severity mixed or unclear: Age >18 years; meeting 1994 CDC criteria for CFS; no info on severity
Subgroup analysis within study	Not applicable: NA
Inclusion criteria	Female; age >18 years; meeting 1994 CDC criteria for CFS
Exclusion criteria	Psychiatric comorbidity; use of any dietary supplement within 4 weeks prior to study commencing; unwillingness to return for follow-up; pregnant
Recruitment/selection of patients	Not reported
Age, gender and ethnicity	Age - Mean (SD): 39.3 (8.8) years. Gender (M:F): 0/21. Ethnicity: Not reported

Further population details	-
Extra comments	Weight 62.8 (8.5) kg, height 169.5 (5.8) cm.
Indirectness of population	Serious indirectness: 1994 CDC criteria used; PEM is not a compulsory feature.
Interventions	<p>(n=21) Intervention 1: dietary supplementation – guanidinoacetic acid (GAA). 2.4g GAA per day, oral administration. Dose chosen as a dose that gives an increased plasma creatine concentration with minimum side effects in men and women. Duration 3 months. Concurrent medication/care: Participants were asked to maintain their usual lifestyle, dietary intake, and to not use any dietary supplements during the study. Indirectness: No indirectness; Indirectness comment: NA Further details: 1. type of intervention: Not applicable Comments: Half the patients were randomised to placebo and half to GAA for the first half of the study. After the washout period these groups switched, so all patients were allocated to placebo and intervention.</p> <p>(n=21) Intervention 2: placebo or sham - placebo. Placebo containing cellulose, oral administration. No further info. Duration 3 months. Concurrent medication/care: Participants were asked to maintain their usual lifestyle, dietary intake, and to not use any dietary supplements during the study. . Indirectness: No indirectness; Indirectness comment: NA Further details: 1. type of intervention: Not applicable Comments: Half the patients were randomised to placebo and half to GAA for the first half of the study. After the washout period these groups switched, so all patients were allocated to placebo and intervention.</p>
Funding	Academic or government funding (Serbian Ministry of Science; National Strength and Conditioning Association; Faculty of Sport and Physical Education)

RESULTS (NUMBERS ANALYSED) AND RISK OF BIAS FOR COMPARISON: GUANIDINOACETIC ACID (GAA) versus PLACEBO (CELLULOSE)

Protocol outcome 1: Quality of life at longest follow up available

- Actual outcome for adults; severity mixed or unclear: SF36 - physical common score at 3 months; Group 1: mean 55.2 (SD 2.8); n=14, Group 2: mean 52.8 (SD 4.2); n=14; SF-36 Not reported Top=High is good outcome; Comments: Baseline score (SD): 55.1 (4.9)

Risk of bias: All domain - Very high, Selection - Low, Blinding - High, Incomplete outcome data - High, Outcome reporting - Low, Measurement - Low,

Crossover - Low, Subgroups - Low, Other 1 - Low, Comments - Results reported at 'baseline vs post-administration at 3 months' – likely end of study results rather than first period results but not completely clear; Indirectness of outcome: No indirectness, Comments: NA; Baseline details: Crossover study so placebo and intervention groups are the same participants; Blinding details: Placebo or success of blinding not described in detail so unclear if participants could deduce allocation from appearance, taste, etc which could influence subjective patient reported outcome; Group 1 Number missing: 7, Reason: n=7 lost during the intervention period 'due to reasons not connected to the study per se'. No further info. Unclear at what stage of the study participants were lost;

Group 2 Number missing: 7, Reason: n=7 lost during the intervention period 'due to reasons not connected to the study per se'. No further info. Unclear at what stage of the study participants were lost.

- Actual outcome for adults; severity mixed or unclear: SF36 - mental common score at 3 months; Group 1: mean 51.1 (SD 5.5); n=14, Group 2: mean 45.8 (SD 6.5); n=14; SF-36 Not reported Top=High is good outcome; Comments: Baseline score (SD): 42.4 (13.3)

Risk of bias: All domain - Very high, Selection - Low, Blinding - High, Incomplete outcome data - High, Outcome reporting - Low, Measurement - Low, Crossover - Low, Subgroups - Low, Other 1 - Low, Comments - Results reported at 'baseline vs post-administration at 3 months' – likely end of study results rather than first period results but not completely clear; Indirectness of outcome: No indirectness, Comments: NA; Baseline details: Crossover study so placebo and intervention groups are the same participants; Blinding details: Placebo or success of blinding not described in detail so unclear if participants could deduce allocation from appearance, taste, etc. which could influence subjective patient reported outcome; Group 1 Number missing: 7, Reason: n=7 lost during the intervention period 'due to reasons not connected to the study per se'. No further info. Unclear at what stage of the study participants were lost;

Group 2 Number missing: 7, Reason: n=7 lost during the intervention period 'due to reasons not connected to the study per se'. No further info. Unclear at what stage of the study participants were lost.

Protocol outcome 2: Fatigue at longest follow up available

- Actual outcome for adults; severity mixed or unclear: Multidimensional fatigue inventory - general fatigue at 3 months; Group 1: mean 11.6 (SD 1.3); n=14, Group 2: mean 11.8 (SD 1.5); n=14; Multidimensional fatigue inventory 4-20 Top=High is poor outcome; Comments: Baseline score (SD): 12.1 (1.5)

Risk of bias: All domain - Very high, Selection - Low, Blinding - High, Incomplete outcome data - High, Outcome reporting - Low, Measurement - Low, Crossover - Low, Subgroups - Low, Other 1 - Low, Comments - Results reported at 'baseline vs post-administration at 3 months' – likely end of study results rather than first period results but not completely clear; Indirectness of outcome: No indirectness, Comments: NA; Baseline details: Crossover study so placebo and intervention groups are the same participants; Blinding details: Placebo or success of blinding not described in detail so unclear if participants could deduce allocation from appearance, taste, etc. which could influence subjective patient reported outcome; Group 1 Number missing: 7, Reason: n=7 lost during the intervention period 'due to reasons not connected to the study per se'. No further info. Unclear at what stage of the study participants were lost;

Group 2 Number missing: 7, Reason: n=7 lost during the intervention period 'due to reasons not connected to the study per se'. No further info. Unclear at what stage of the study participants were lost.

- Actual outcome for adults; severity mixed or unclear: Multidimensional fatigue inventory - physical fatigue at 3 months; Group 1: mean 11.7 (SD 1.2); n=14, Group 2: mean 11.6 (SD 1.4); n=14; Multidimensional fatigue inventory 4-20 Top=High is poor outcome; Comments: Baseline score (SD): 11.2 (1.0)

Risk of bias: All domain - Very high, Selection - Low, Blinding - High, Incomplete outcome data - High, Outcome reporting - Low, Measurement - Low,

Crossover - Low, Subgroups - Low, Other 1 - Low, Comments - Results reported at 'baseline vs post-administration at 3 months' – likely end of study results rather than first period results but not completely clear; Indirectness of outcome: No indirectness, Comments: NA; Baseline details: Crossover study so placebo and intervention groups are the same participants; Blinding details: Placebo or success of blinding not described in detail so unclear if participants could deduce allocation from appearance, taste, etc. which could influence subjective patient reported outcome; Group 1 Number missing: 7, Reason: n=7 lost during the intervention period 'due to reasons not connected to the study per se'. No further info. Unclear at what stage of the study participants were lost; Group 2 Number missing: 7, Reason: n=7 lost during the intervention period 'due to reasons not connected to the study per se'. No further info. Unclear at what stage of the study participants were lost.

- Actual outcome for adults; severity mixed or unclear: Multidimensional fatigue inventory - reduced activity at 3 months; Group 1: mean 11.7 (SD 1.8); n=14, Group 2: mean 13.9 (SD 1.2); n=14; Multidimensional fatigue inventory 4-20 Top=High is poor outcome; Comments: Baseline score (SD): 11.7 (1.6)
Risk of bias: All domain - Very high, Selection - Low, Blinding - High, Incomplete outcome data - High, Outcome reporting - Low, Measurement - Low, Crossover - Low, Subgroups - Low, Other 1 - Low, Comments - Results reported at 'baseline vs post-administration at 3 months' – likely end of study results rather than first period results but not completely clear; Indirectness of outcome: No indirectness, Comments: NA; Baseline details: Crossover study so placebo and intervention groups are the same participants; Blinding details: Placebo or success of blinding not described in detail so unclear if participants could deduce allocation from appearance, taste, etc. which could influence subjective patient reported outcome; Group 1 Number missing: 7, Reason: n=7 lost during the intervention period 'due to reasons not connected to the study per se'. No further info. Unclear at what stage of the study participants were lost; Group 2 Number missing: 7, Reason: n=7 lost during the intervention period 'due to reasons not connected to the study per se'. No further info. Unclear at what stage of the study participants were lost.

- Actual outcome for adults; severity mixed or unclear: Multidimensional fatigue inventory - reduced motivation at 3 months; Group 1: mean 13.1 (SD 1.9); n=14, Group 2: mean 15 (SD 1.8); n=14; Multidimensional fatigue inventory 4-20 Top=High is poor outcome; Comments: Baseline score (SD): 15.2 (1.5)

Risk of bias: All domain - Very high, Selection - Low, Blinding - High, Incomplete outcome data - High, Outcome reporting - Low, Measurement - Low, Crossover - Low, Subgroups - Low, Other 1 - Low, Comments - Results reported at 'baseline vs post-administration at 3 months' – likely end of study results rather than first period results but not completely clear; Indirectness of outcome: No indirectness, Comments: NA; Baseline details: Crossover study so placebo and intervention groups are the same participants; Blinding details: Placebo or success of blinding not described in detail so unclear if participants could deduce allocation from appearance, taste, etc. which could influence subjective patient reported outcome; Group 1 Number missing: 7, Reason: n=7 lost during the intervention period 'due to reasons not connected to the study per se'. No further info. Unclear at what stage of the study participants were lost; Group 2 Number missing: 7, Reason: n=7 lost during the intervention period 'due to reasons not connected to the study per se'. No further info. Unclear at what stage of the study participants were lost.

- Actual outcome for adults; severity mixed or unclear: Multidimensional fatigue inventory - mental fatigue at 3 months; Group 1: mean 12.2 (SD 1.7); n=14, Group 2: mean 14 (SD 0.9); n=14; Multidimensional fatigue inventory 4-20 Top=High is poor outcome; Comments: Baseline score (SD): 12.9 (1.3)
Risk of bias: All domain - Very high, Selection - Low, Blinding - High, Incomplete outcome data - High, Outcome reporting - Low, Measurement - Low, Crossover - Low, Subgroups - Low, Other 1 - Low, Comments - Results reported at 'baseline vs post-administration at 3 months' – likely end of study

results rather than first period results but not completely clear; Indirectness of outcome: No indirectness, Comments: NA; Baseline details: Crossover study so placebo and intervention groups are the same participants; Blinding details: Placebo or success of blinding not described in detail so unclear if participants could deduce allocation from appearance, taste, etc. which could influence subjective patient reported outcome; Group 1 Number missing: 7, Reason: n=7 lost during the intervention period 'due to reasons not connected to the study per se'. No further info. Unclear at what stage of the study participants were lost; Group 2 Number missing: 7, Reason: n=7 lost during the intervention period 'due to reasons not connected to the study per se'. No further info. Unclear at what stage of the study participants were lost.

Protocol outcome 3: Pain at longest follow up available

- Actual outcome for adults; severity mixed or unclear: VAS - at rest at 3 months; Group 1: mean 1.2 (SD 1); n=14, Group 2: mean 1.4 (SD 1.3); n=14; Visual analogue scale (VAS) 0-10 Top=High is poor outcome; Comments: Baseline score (SD): 1.4 (1.1)

Risk of bias: All domain - Very high, Selection - Low, Blinding - High, Incomplete outcome data - High, Outcome reporting - Low, Measurement - Low, Crossover - Low, Subgroups - Low, Other 1 - Low, Comments - Results reported at 'baseline vs post-administration at 3 months' – likely end of study results rather than first period results but not completely clear; Indirectness of outcome: No indirectness, Comments: NA; Baseline details: Crossover study so placebo and intervention groups are the same participants; Blinding details: Placebo or success of blinding not described in detail so unclear if participants could deduce allocation from appearance, taste, etc. which could influence subjective patient reported outcome; Group 1 Number missing: 7, Reason: n=7 lost during the intervention period 'due to reasons not connected to the study per se'. No further info. Unclear at what stage of the study participants were lost; Group 2 Number missing: 7, Reason: n=7 lost during the intervention period 'due to reasons not connected to the study per se'. No further info. Unclear at what stage of the study participants were lost.

- Actual outcome for adults; severity mixed or unclear: VAS - during activity at 3 months; Group 1: mean 4.4 (SD 1.5); n=14, Group 2: mean 5 (SD 1.8); n=14; Visual analogue scale 0-10 Top=High is poor outcome; Comments: Baseline score (SD): 5.0 (1.5)

Risk of bias: All domain - Very high, Selection - Low, Blinding - High, Incomplete outcome data - High, Outcome reporting - Low, Measurement - Low, Crossover - Low, Subgroups - Low, Other 1 - Low, Comments - Results reported at 'baseline vs post-administration at 3 months' – likely end of study results rather than first period results but not completely clear; Indirectness of outcome: No indirectness, Comments: NA; Baseline details: Crossover study so placebo and intervention groups are the same participants; Blinding details: Placebo or success of blinding not described in detail so unclear if participants could deduce allocation from appearance, taste, etc. which could influence subjective patient reported outcome; Group 1 Number missing: 7, Reason: n=7 lost during the intervention period 'due to reasons not connected to the study per se'. No further info. Unclear at what stage of the study participants were lost; Group 2 Number missing: 7, Reason: n=7 lost during the intervention period 'due to reasons not connected to the study per se'. No further info. Unclear at what stage of the study participants were lost.

Protocol outcome 4: Adverse events at longest follow up available

- Actual outcome for adults; severity mixed or unclear: Side effects (self-reported) at 3 months; Group 1: 0/21, Group 2: 0/21; Comments: Number analysed not stated; presumed to be all participants.

Risk of bias: All domain - Very high, Selection - Low, Blinding - High, Incomplete outcome data - Low, Outcome reporting - Low, Measurement - High, Crossover - Low, Subgroups - Low, Other 1 - Low, Comments - Presumed all participants who received study treatment were included in safety analysis, but not reported. Open-ended questionnaire used - not described; Indirectness of outcome: No indirectness, Comments: NA; Baseline details: Crossover study so placebo and intervention groups are the same participants; Blinding details: Placebo or success of blinding not described in detail so unclear if participants could deduce allocation from appearance, taste, etc. which could influence subjective patient reported outcome. Side effects were self-reported by participants; Group 1 Number missing: Reason: Not reported; Group 2 Number missing: , Reason: Not reported.

Protocol outcomes not reported by the study

Mortality at longest follow up available; General symptom scales at longest follow up available; Physical functioning at longest follow up available; Cognitive function at longest follow up available; Psychological status at longest follow up available; Sleep quality at longest follow up available; Activity levels at longest follow up available; Return to school or work at longest follow up available; Exercise performance measure at longest follow up available

Study (subsidiary papers)	PACE trial: White 2011⁸⁴² (Bourke 2014⁸¹, Dougall 2014²³⁸, Sharpe 2015⁶⁷¹, Walwyn 2013⁸¹¹, White 2007⁸⁴³)
Study type	RCT (Patient randomised; Parallel)
Number of studies (number of participants)	3 (n=641)
Countries and setting	Conducted in United Kingdom; Setting: Specialist CFS clinics in UK (2005-2008)
Line of therapy	1st line
Duration of study	Follow up (post intervention): 52 weeks
Method of assessment of guideline condition	Adequate method of assessment/diagnosis: Oxford Scale plus bimodal score of 6 or more on Chalder Fatigue scale and a score of 60 or less on SF36 physical (changed to <65 11 months post randomization to increase recruitment). Medically assessed by specialist clinic doctors to exclude alternative diagnoses.
Stratum	adults; severity mixed or unclear: All over 18, but severity not explicitly described
Subgroup analysis within study	Not applicable: NA
Inclusion criteria	People with 'CFS/ME' attending 6 specialist CFS clinics; Oxford criteria positive [fatigue main symptom accompanied by significant disability, in the absence of an exclusionary medical or psychiatric diagnosis]; Score of 6 or more on Chalder fatigue scale; SF36 physical sub-scale score <60 (changed to <65 after 11 months post randomization to increase recruitment); no alternative diagnoses that would explain symptoms;
Exclusion criteria	<18 years; significant risk of self-harm; unable to attend hospital appointments; unable to read or speak English; medical needs that made participation inappropriate; previous participation in a PACE trial clinic (originally excluded anyone from any trial but dropped as nature of treatment given elsewhere hard to establish).
Recruitment/selection of patients	Consecutive

Age, gender and ethnicity	Age - Mean (SD): 38 (12). Gender (M:F): 23:77. Ethnicity: 93% white
Further population details	-
Extra comments	International CFS criteria 62%; London ME criteria 56%; any depressive disorder 56%; any psychiatric disorder 47%; duration of illness (months) 32; BMI 25.5. Data from the follow up at a mean of 134 weeks was based on less data (SMC n=115, APT n=120, CBT n=119, GET n=127. After the 12 month treatment was over, 44% participants included in the later follow up started other non-protocol treatments such as CBT and GET. Most starting these (63%) were from the SMC and APT groups. An ITT approach has been correctly used, but this needs to be borne in mind when interpreting the 134 week data.
Indirectness of population	Serious indirectness: Oxford criteria used; PEM is not a compulsory feature.
Interventions	(n=160) Intervention 1: Exercise interventions - GET. Standard medical care + graded exercise therapy (GET). GET was done on the basis of deconditioning and exercise intolerance theories of chronic fatigue syndrome. Therapeutic strategies consisted of establishment of a baseline of achievable exercise or physical activity, followed by a negotiated, incremental increase in the duration of time spent physically active. Target heart rate ranges were set when necessary to avoid overexertion, which eventually aimed at 30 min of light exercise five times a week. When this rate was achieved, the intensity and aerobic nature of the exercise was gradually increased, with participant feedback and mutual planning. The most commonly chosen exercise was walking. The therapy manual was based on that used in previous trials. GET was delivered by physiotherapists and one exercise physiologist. Duration 12 months. Concurrent medication/care: Treatments standardized by provision of manuals for doctors, therapists, and participants. At least three sessions of specialist medical care were offered to participants during the 12 months, and more were offered if clinically indicated. Up to 14 therapy sessions were offered during the first 23 weeks; the first four were once a week and subsequently they were once every 2 weeks. An additional booster session was offered at 36 weeks. No other additional sessions were offered. Most treatments were delivered face-to-face but some were provided by telephone. Treatment was provided individually although participants could be accompanied if they wanted. Indirectness: No indirectness Further details: 1. type of intervention: based on deconditioning and exercise intolerance theories of chronic fatigue syndrome; 4/11 therapists had previous experience in a CFS or chronic pain service

(n=161) Intervention 2: Psychological and behavioural interventions - CBT. Standard medical care + cognitive behavior therapy (CBT). CBT was done on the basis of the fear avoidance theory of chronic fatigue syndrome. Therapeutic strategies guided participants to address unhelpful cognitions, including fears about symptoms or activity by testing them in behavioural experiments. These experiments consisted of establishing a baseline of activity and rest and a regular sleep pattern, and then making collaboratively planned gradual increases in both physical and mental activity. Furthermore, participants were helped to address social and emotional obstacles to improvement through problem-solving. Therapy manuals were based on manuals used in previous trials. CBT was delivered mainly by clinical psychologists and nurse therapists. Duration 12 months. Concurrent medication/care: Treatments standardized by provision of manuals for doctors, therapists, and participants. At least three sessions of specialist medical care were offered to participants during the 12 months, and more were offered if clinically indicated. Up to 14 therapy sessions were offered during the first 23 weeks; the first four were once a week and subsequently they were once every 2 weeks. An additional booster session was offered at 36 weeks. No other additional sessions were offered. Most treatments were delivered face-to-face but some were provided by telephone. Treatment was provided individually although participants could be accompanied if they wanted. Indirectness: No indirectness
Further details: 1. type of intervention: based on the fear avoidance theory of chronic fatigue syndrome; 7/13 therapists had previous experience in a CFS or chronic pain service

(n=160) Intervention 3: self-management - adaptive pacing therapy. Standard medical care + adaptive pacing therapy (APT). APT was based on the envelope theory of chronic fatigue syndrome. Therapeutic strategies consisted of identifying links between activity and fatigue by use of a daily diary, with corresponding encouragement to plan activity to avoid exacerbations, developing awareness of early warnings of exacerbation, limiting demands and stress, regularly planning rest and relaxation, and alternating different types of activities, with advice not to undertake activities that demanded more than 70% of participants' perceived energy envelopes. Increased activities were encouraged, if the participant felt able, and as long as they did not exacerbate symptoms. Because this treatment had not been described in a manual, manuals were created for therapists and patients on the basis of previous descriptions, what pilot patients and clinicians reported as helpful, and with the advice of experienced therapists. Westcare and Action for ME helped in the design of the therapy and endorsed the final manuals. APT was provided by occupational therapists. Duration 12 months. Concurrent medication/care: Treatments standardized by provision of manuals for doctors, therapists, and participants. At least three sessions of specialist medical care were

	<p>offered to participants during the 12 months, and more were offered if clinically indicated. Up to 14 therapy sessions were offered during the first 23 weeks; the first four were once a week and subsequently they were once every 2 weeks. An additional booster session was offered at 36 weeks. No other additional sessions were offered. Most treatments were delivered face-to-face but some were provided by telephone. Treatment was provided individually although participants could be accompanied if they wanted. Indirectness: No indirectness Further details: 1. type of intervention: based on the envelope theory of chronic fatigue syndrome; 3/9 therapists had previous experience in a CFS or chronic pain service</p> <p>(n=160) Intervention 4: usual care - standard medical care. SMC was provided by doctors with specialist experience in chronic fatigue syndrome. All participants were given a leaflet explaining the illness and the nature of this treatment. The manual was consistent with good medical practice, as presently recommended. Treatment consisted of an explanation of chronic fatigue syndrome, generic advice, such as to avoid extremes of activity and rest, specific advice on self-help, according to the particular approach chosen by the participant (if receiving SMC alone), and symptomatic pharmacotherapy (especially for insomnia, pain, and mood). Duration 12 months. Concurrent medication/care: Treatments standardized by provision of manuals for doctors, therapists, and participants. At least three sessions of specialist medical care were offered to participants during the 12 months, and more were offered if clinically indicated. Up to 14 therapy sessions were offered during the first 23 weeks; the first four were once a week and subsequently they were once every 2 weeks. An additional booster session was offered at 36 weeks. No other additional sessions were offered. Most treatments were delivered face-to-face but some were provided by telephone. Treatment was provided individually although participants could be accompanied if they wanted. Indirectness: No indirectness Further details: 1. type of intervention: not applicable</p>
Funding	Academic or government funding (UK MRC, DoH for England, UK department for work and pensions, and the Chief Scientist Office of the Scottish Government Health Directorates)
<p>RESULTS (NUMBERS ANALYSED) AND RISK OF BIAS FOR COMPARISON: GET versus ADAPTIVE PACING THERAPY (APT)</p> <p>Protocol outcome 1: Quality of life at longest follow up available - Actual outcome for adults; severity mixed or unclear: EQ-5D utilities at 52 weeks; Group 1: mean 0.59 (SD 0.3); n=143, Group 2: mean 0.54 (SD 0.29); n=148; EQ5D -0.594 - 1 Top=High is good outcome; Comments: Baseline values: GET 0.52 (0.26); APT 0.48 (0.27)</p>	

Risk of bias: All domain - High, Selection - Low, Blinding - High, Incomplete outcome data - Low, Outcome reporting - Low, Measurement - Low, Crossover - Low; Indirectness of outcome: No indirectness ; Baseline details: All groups very similar in terms of age, sex, ethnicity, meeting International CFS criteria, meeting London ME criteria, any depressive disorder, any psychiatric disorder, duration of ME and BMI. Similar baseline outcome value. Group 1 Number missing: 17, Reason: unclear; Group 2 Number missing: 11, Reason: unclear

Protocol outcome 2: General symptom scales at longest follow up available

- Actual outcome for adults; severity mixed or unclear: Clinical Global Impression scale - proportion with positive change (very much better or much better) at 134 weeks; OR; 1.4 (95%CI 0.8 to 2.3), Comments: GEE model comparing positive change to no/negative change.

Risk of bias: All domain - Very high, Selection - Low, Blinding - High, Incomplete outcome data - High, Outcome reporting - Low, Measurement - Low, Crossover - Low; Indirectness of outcome: No indirectness; Baseline details: All groups very similar in terms of age, sex, ethnicity, meeting International CFS criteria, meeting London ME criteria, any depressive disorder, any psychiatric disorder, duration of ME and BMI. Some baseline differences in outcomes, but these were adjusted for in the regression analyses; Group 1 Number missing: 33, Reason: Failed to return questionnaire - their baseline data did not differ from those remaining; Group 2 Number missing: 41, Reason: Failed to return questionnaire - their baseline data did not differ from those remaining

Protocol outcome 3: Fatigue at longest follow up available

- Actual outcome for adults; severity mixed or unclear: Chalder fatigue questionnaire at 134 weeks; MD; -1.1 (95%CI -3 to 0.9), Comments: based on linear mixed effects model;

Risk of bias: All domain - Very high, Selection - Low, Blinding - High, Incomplete outcome data - High, Outcome reporting - Low, Measurement - Low, Crossover - Low; Indirectness of outcome: No indirectness; Baseline details: All groups very similar in terms of age, sex, ethnicity, meeting International CFS criteria, meeting London ME criteria, any depressive disorder, any psychiatric disorder, duration of ME and BMI. Some baseline differences in outcomes, but these were adjusted for in the regression analyses; Group 1 Number missing: 33, Reason: Failed to return questionnaire - their baseline data did not differ from those remaining; Group 2 Number missing: 38, Reason: Failed to return questionnaire - their baseline data did not differ from those remaining

Protocol outcome 4: Physical functioning at longest follow up available

- Actual outcome for adults; severity mixed or unclear: SF-36 physical function subscale at 134 weeks; MD; 5.6 (95%CI -0.3 to 11.5), Comments: based on linear mixed effects model;

Risk of bias: All domain - Very high, Selection - Low, Blinding - High, Incomplete outcome data - High, Outcome reporting - Low, Measurement - Low, Crossover - Low; Indirectness of outcome: No indirectness; Baseline details: All groups very similar in terms of age, sex, ethnicity, meeting International CFS criteria, meeting London ME criteria, any depressive disorder, any psychiatric disorder, duration of ME and BMI. Some baseline differences in outcomes, but these were adjusted for in the regression analyses; Group 1 Number missing: 33, Reason: Failed to return questionnaire - their baseline

data did not differ from those remaining; Group 2 Number missing: 40, Reason: Failed to return questionnaire - their baseline data did not differ from those remaining

Protocol outcome 5: Return to school/work at longest follow up available

- Actual outcome for adults; severity mixed or unclear: Work and Social Adjustment Scale at 134 weeks; MD; -2.1 (95%CI -4.5 to 0.3, Comments: linear mixed effect model);

Risk of bias: All domain - Very high, Selection - Low, Blinding - High, Incomplete outcome data - High, Outcome reporting - Low, Measurement - Low, Crossover - Low; Indirectness of outcome: No indirectness; Baseline details: All groups very similar in terms of age, sex, ethnicity, meeting International CFS criteria, meeting London ME criteria, any depressive disorder, any psychiatric disorder, duration of ME and BMI. Some baseline differences in outcomes, but these were adjusted for in the regression analyses; Group 1 Number missing: 34, Reason: Failed to return questionnaire - their baseline data did not differ from those remaining; Group 2 Number missing: 39, Reason: Failed to return questionnaire - their baseline data did not differ from those remaining

Protocol outcome 6: Psychological status at longest follow up available

- Actual outcome for adults; severity mixed or unclear: HADS depression scale at 52 weeks; MD; -0.5 (95%CI -1.23 to 0.23), Comments: Used adjusted model; 95% CI calculated from p-value and visually confirmed against forest plots reported in supplementary appendix. P-value 0.18.

Risk of bias: All domain - High, Selection - Low, Blinding - High, Incomplete outcome data - Low, Outcome reporting - Low, Measurement - Low, Crossover - Low; Indirectness of outcome: No indirectness; Baseline details: All groups very similar in terms of age, sex, ethnicity, meeting International CFS criteria, meeting London ME criteria, any depressive disorder, any psychiatric disorder, duration of ME and BMI. Some baseline differences in outcomes, but these were adjusted for in the regression analyses; Group 1 Number missing: 16, Reason: unclear; Group 2 Number missing: 10, Reason: unclear

- Actual outcome for adults; severity mixed or unclear: HADS anxiety scale at 52 weeks; MD; -0.3 (95%CI -1.17 to 0.57), Comments: Used adjusted model; 95% CI calculated from p-value and visually confirmed against forest plots reported in supplementary appendix. P-value 0.50.

Risk of bias: All domain - High, Selection - Low, Blinding - High, Incomplete outcome data - Low, Outcome reporting - Low, Measurement - Low, Crossover - Low; Indirectness of outcome: No indirectness; Baseline details: All groups very similar in terms of age, sex, ethnicity, meeting International CFS criteria, meeting London ME criteria, any depressive disorder, any psychiatric disorder, duration of ME and BMI. Some baseline differences in outcomes, but these were adjusted for in the regression analyses; Group 1 Number missing: 16, Reason: unclear; Group 2 Number missing: 10, Reason: unclear

Protocol outcome 7: Pain at longest follow up available

- Actual outcome for adults; severity mixed or unclear: muscle pain numeric rating scale at 52 weeks; Group 1: mean 1.69 (SD 1.38); n=144, Group 2: mean 2.07 (SD 1.42); n=151; numeric rating scale 0-4 Top=High is poor outcome; Comments: Baseline values not reported

Risk of bias: All domain - Very high, Selection - High, Blinding - High, Incomplete outcome data - Low, Outcome reporting - Low, Measurement - Low, Crossover - Low; Indirectness of outcome: No indirectness; Baseline details: All groups very similar in terms of age, sex, ethnicity, meeting International CFS criteria, meeting London ME criteria, any depressive disorder, any psychiatric disorder, duration of ME and BMI. Baseline outcome values not

reported and not adjusted for in analysis; Group 1 Number missing: 16, Reason: unclear; Group 2 Number missing: 8, Reason: unclear
- Actual outcome for adults; severity mixed or unclear: joint pain numeric rating scale at 52 weeks; Group 1: mean 1.28 (SD 1.32); n=144, Group 2: mean 1.64 (SD 1.49); n=149; numeric rating scale 0-4 Top=High is poor outcome; Comments: Baseline values not reported
Risk of bias: All domain - Very high, Selection - High, Blinding - High, Incomplete outcome data - Low, Outcome reporting - Low, Measurement - Low, Crossover - Low; Indirectness of outcome: No indirectness; Baseline details: All groups very similar in terms of age, sex, ethnicity, meeting International CFS criteria, meeting London ME criteria, any depressive disorder, any psychiatric disorder, duration of ME and BMI. Baseline outcome values not reported and not adjusted for in analysis; Group 1 Number missing: 16, Reason: unclear; Group 2 Number missing: 10, Reason: unclear

Protocol outcome 8: Sleep quality at longest follow up available

- Actual outcome for adults; severity mixed or unclear: Jenkins sleep scale at 52 weeks; MD; -1.3 (95%CI -2.23 to -0.37), Comments: Used adjusted model; 95% CI calculated from p-value and visually confirmed against forest plots reported in supplementary appendix. P-value 0.0062.
Risk of bias: All domain - High, Selection - Low, Blinding - High, Incomplete outcome data - Low, Outcome reporting - Low, Measurement - Low, Crossover - Low; Indirectness of outcome: No indirectness; Baseline details: All groups very similar in terms of age, sex, ethnicity, meeting International CFS criteria, meeting London ME criteria, any depressive disorder, any psychiatric disorder, duration of ME and BMI. Some baseline differences in outcomes, but these were adjusted for in the regression analyses; Group 1 Number missing: 16, Reason: unclear; Group 2 Number missing: 9, Reason: unclear

Protocol outcome 9: Adverse events at longest follow up available

- Actual outcome for adults; severity mixed or unclear: serious AEs at 52 weeks; Group 1: 13/160, Group 2: 15/159; Comments: Adverse events were any new health related event reported by the participant in any context (treatment related or not). These were independently judged as serious adverse events, using an a priori guideline of seriousness.

Risk of bias: All domain - High, Selection - Low, Blinding - High, Incomplete outcome data - Low, Outcome reporting - Low, Measurement - Low, Crossover - Low; Indirectness of outcome: Serious indirectness; adverse events included treatment-related and non-treatment related. Baseline details: All groups very similar in terms of age, sex, ethnicity, meeting International CFS criteria, meeting London ME criteria, any depressive disorder, any psychiatric disorder, duration of ME and BMI. Some baseline differences in outcomes, but these were adjusted for in the regression analyses; Group 1 Number missing: 0; Group 2 Number missing: 0

- Actual outcome for adults; severity mixed or unclear: non-serious AEs at 52 weeks; Group 1: 149/160, Group 2: 152/159; Comments: Adverse events were any new health related event reported by the participant in any context (treatment related or not). These were independently judged as non-serious adverse events, using an a priori guideline of seriousness.

Risk of bias: All domain - High, Selection - Low, Blinding - High, Incomplete outcome data - Low, Outcome reporting - Low, Measurement - Low, Crossover - Low; Indirectness of outcome: Serious indirectness; adverse events included treatment-related and non-treatment related. Baseline details: All groups very similar in terms of age, sex, ethnicity, meeting International CFS criteria, meeting London ME criteria, any depressive disorder, any psychiatric

disorder, duration of ME and BMI. Some baseline differences in outcomes, but these were adjusted for in the regression analyses; Group 1 Number missing: 0; Group 2 Number missing: 0

- Actual outcome for adults; severity mixed or unclear: serious adverse reactions at 52 weeks; Group 1: 2/160, Group 2: 2/159. Comments: Serious adverse events were deemed 'adverse reactions' if independently judged to be a reaction to a trial intervention.

Risk of bias: All domain - High, Selection - Low, Blinding - High, Incomplete outcome data - Low, Outcome reporting - Low, Measurement - Low, Crossover - Low; Indirectness of outcome: No indirectness; Baseline details: All groups very similar in terms of age, sex, ethnicity, meeting International CFS criteria, meeting London ME criteria, any depressive disorder, any psychiatric disorder, duration of ME and BMI. Some baseline differences in outcomes, but these were adjusted for in the regression analyses; Group 1 Number missing: 0; Group 2 Number missing: 0

Protocol outcome 10: Exercise performance measure at longest follow up available

- Actual outcome for adults; severity mixed or unclear: 6 min walk test at 52 weeks; MD; 41 (95%CI 20.53 to 61.47), Comments: Used adjusted model; 95% CI calculated from p-value and visually confirmed against forest plots reported in supplementary appendix. P-value <0.0001.

Risk of bias: All domain - Very high, Selection - Low, Blinding - High, Incomplete outcome data - High, Outcome reporting - Low, Measurement - Low, Crossover - Low; Indirectness of outcome: No indirectness; Baseline details: All groups very similar in terms of age, sex, ethnicity, meeting International CFS criteria, meeting London ME criteria, any depressive disorder, any psychiatric disorder, duration of ME and BMI. Some baseline differences in outcomes, but these were adjusted for in the regression analyses; Group 1 Number missing: 50, Reason: unclear; Group 2 Number missing: 48, Reason: unclear

RESULTS (NUMBERS ANALYSED) AND RISK OF BIAS FOR COMPARISON: GET versus STANDARD MEDICAL CARE (SMC)

Protocol outcome 1: Quality of life at longest follow up

- Actual outcome for adults; severity mixed or unclear: EQ-5D utilities at 52 weeks; Group 1: mean 0.59 (SD 0.3); n=143, Group 2: mean 0.53 (0.31); n=151; EQ5D -0.594 - 1 Top=High is good outcome; Comments: Baseline values: GET 0.52 (0.26); SMC 0.50 (0.28)

Risk of bias: All domain - High, Selection - Low, Blinding - High, Incomplete outcome data - Low, Outcome reporting - Low, Measurement - Low, Crossover - Low; Indirectness of outcome: No indirectness ; Baseline details: All groups very similar in terms of age, sex, ethnicity, meeting International CFS criteria, meeting London ME criteria, any depressive disorder, any psychiatric disorder, duration of ME and BMI. Similar baseline outcome value. Group 1 Number missing: 17, Reason: unclear; Group 2 Number missing: 9, Reason: unclear

Protocol outcome 2: General symptom scales at longest follow up available

- Actual outcome for adults; severity mixed or unclear: Clinical Global Impression scale - proportion with positive change (very much better or much better) at 134 weeks; OR; 1.1 (95%CI 0.6 to 1.8); Comments: GEE model comparing positive change to no/negative change.

Risk of bias: All domain - Very high, Selection - Low, Blinding - High, Incomplete outcome data - High, Outcome reporting - Low, Measurement - Low, Crossover - Low; Indirectness of outcome: No indirectness; Baseline details: All groups very similar in terms of age, sex, ethnicity, meeting International

CFS criteria, meeting London ME criteria, any depressive disorder, any psychiatric disorder, duration of ME and BMI. Some baseline differences in outcomes, but these were adjusted for in the regression analyses; Group 1 Number missing: 33, Reason: Failed to return questionnaire - their baseline data did not differ from those remaining; Group 2 Number missing: 45, Reason: Failed to return questionnaire - their baseline data did not differ from those remaining

Protocol outcome 3: Fatigue at longest follow up available

- Actual outcome for adults; severity mixed or unclear: Chalder fatigue questionnaire at 134 weeks; MD; -0.8 (95%CI -2.8 to 1.2), Comments: based on linear mixed effects model;

Risk of bias: All domain - Very high, Selection - Low, Blinding - High, Incomplete outcome data - High, Outcome reporting - Low, Measurement - Low, Crossover - Low; Indirectness of outcome: No indirectness; Baseline details: All groups very similar in terms of age, sex, ethnicity, meeting International CFS criteria, meeting London ME criteria, any depressive disorder, any psychiatric disorder, duration of ME and BMI. Some baseline differences in outcomes, but these were adjusted for in the regression analyses; Group 1 Number missing: 33, Reason: Failed to return questionnaire - their baseline data did not differ from those remaining; Group 2 Number missing: 45, Reason: Failed to return questionnaire - their baseline data did not differ from those remaining

Protocol outcome 4: Physical functioning at longest follow up available

- Actual outcome for adults; severity mixed or unclear: SF-36 physical function subscale at 134 weeks; MD; 2 (95%CI -4 to 7.9, Comments: based on linear mixed effects model);

Risk of bias: All domain - Very high, Selection - Low, Blinding - High, Incomplete outcome data - High, Outcome reporting - Low, Measurement - Low, Crossover - Low; Indirectness of outcome: No indirectness; Baseline details: All groups very similar in terms of age, sex, ethnicity, meeting International CFS criteria, meeting London ME criteria, any depressive disorder, any psychiatric disorder, duration of ME and BMI. Some baseline differences in outcomes, but these were adjusted for in the regression analyses; Group 1 Number missing: 33, Reason: did not return questionnaire; Group 2 Number missing: 45, Reason: did not return questionnaire

Protocol outcome 5: Return to school/work at longest follow up available

- Actual outcome for adults; severity mixed or unclear: Work and Social Adjustment Scale at 134 weeks; MD; -0.8 (95%CI -3.2 to 1.6, Comments: linear mixed effect model);

Risk of bias: All domain - Very high, Selection - Low, Blinding - High, Incomplete outcome data - High, Outcome reporting - Low, Measurement - Low, Crossover - Low; Indirectness of outcome: No indirectness; Baseline details: All groups very similar in terms of age, sex, ethnicity, meeting International CFS criteria, meeting London ME criteria, any depressive disorder, any psychiatric disorder, duration of ME and BMI. Some baseline differences in outcomes, but these were adjusted for in the regression analyses; Group 1 Number missing: 33, Reason: questionnaires not returned; Group 2 Number missing: 45, Reason: questionnaires not returned

Protocol outcome 6: Psychological status at longest follow up available

- Actual outcome for adults; severity mixed or unclear: HADS depression scale at 52 weeks; MD; -1.1 (95%CI -1.84 to -0.36, Comments: Used adjusted model); 95% CI calculated from p-value and visually confirmed against forest plots reported in supplementary appendix. P-value 0.0035.

Risk of bias: All domain - High, Selection - Low, Blinding - High, Incomplete outcome data - Low, Outcome reporting - Low, Measurement - Low, Crossover - Low; Indirectness of outcome: No indirectness; Baseline details: All groups very similar in terms of age, sex, ethnicity, meeting International CFS criteria, meeting London ME criteria, any depressive disorder, any psychiatric disorder, duration of ME and BMI. Some baseline differences in outcomes, but these were adjusted for in the regression analyses; Group 1 Number missing: 16, Reason: unclear; Group 2 Number missing: 9, Reason: unclear

- Actual outcome for adults; severity mixed or unclear: HADS anxiety scale at 52 weeks; MD; -1 (95%CI -1.8 to -0.2); Comments: Used adjusted model; 95% CI calculated from p-value and visually confirmed against forest plots reported in supplementary appendix. P-value 0.00142.

Risk of bias: All domain - High, Selection - Low, Blinding - High, Incomplete outcome data - Low, Outcome reporting - Low, Measurement - Low, Crossover - Low; Indirectness of outcome: No indirectness; Baseline details: All groups very similar in terms of age, sex, ethnicity, meeting International CFS criteria, meeting London ME criteria, any depressive disorder, any psychiatric disorder, duration of ME and BMI. Some baseline differences in outcomes, but these were adjusted for in the regression analyses; Group 1 Number missing: 16, Reason: unclear; Group 2 Number missing: 11, Reason: unclear

Protocol outcome 7: Pain at longest follow up available

- Actual outcome for adults; severity mixed or unclear: muscle pain numeric rating scale at 52 weeks; Group 1: mean 1.69 (SD 1.38); n=144, Group 2: mean 2.11 (SD 1.34); n=149; numeric rating scale 0-4 Top=High is poor outcome; Comments: Baseline values not reported

Risk of bias: All domain - Very high, Selection - High, Blinding - High, Incomplete outcome data - Low, Outcome reporting - Low, Measurement - Low, Crossover - Low; Indirectness of outcome: No indirectness; Baseline details: All groups very similar in terms of age, sex, ethnicity, meeting International CFS criteria, meeting London ME criteria, any depressive disorder, any psychiatric disorder, duration of ME and BMI. Baseline outcome values not reported and not adjusted for in analysis; Group 1 Number missing: 16, Reason: unclear; Group 2 Number missing: 11, Reason: unclear

- Actual outcome for adults; severity mixed or unclear: joint pain numeric rating scale at 52 weeks; Group 1: mean 1.28 (SD 1.32); n=144, Group 2: mean 1.54 (SD 1.48); n=151; numeric rating scale 0-4 Top=High is poor outcome; Comments: Baseline values not reported

Risk of bias: All domain - Very high, Selection - High, Blinding - High, Incomplete outcome data - Low, Outcome reporting - Low, Measurement - Low, Crossover - Low; Indirectness of outcome: No indirectness; Baseline details: All groups very similar in terms of age, sex, ethnicity, meeting International CFS criteria, meeting London ME criteria, any depressive disorder, any psychiatric disorder, duration of ME and BMI. Baseline outcome values not reported and not adjusted for in analysis; Group 1 Number missing: 16, Reason: unclear; Group 2 Number missing: 9, Reason: unclear

Protocol outcome 8: Sleep quality at longest follow up available

- Actual outcome for adults; severity mixed or unclear: Jenkins sleep scale at 52 weeks; MD; -1.4 (95%CI -2.3 to -0.5) ; Comments: Used adjusted model; 95% CI calculated from p-value and visually confirmed against forest plots reported in supplementary appendix. P-value 0.0024.

Risk of bias: All domain - High, Selection - Low, Blinding - High, Incomplete outcome data - Low, Outcome reporting - Low, Measurement - Low, Crossover - Low; Indirectness of outcome: No indirectness; Baseline details: All groups very similar in terms of age, sex, ethnicity, meeting International CFS criteria, meeting London ME criteria, any depressive disorder, any psychiatric disorder, duration of ME and BMI. Some baseline differences in outcomes, but these were adjusted for in the regression analyses; Group 1 Number missing: 16, Reason: unclear; Group 2 Number missing: 9, Reason: unclear

Protocol outcome 9: Adverse events at longest follow up available

- Actual outcome for adults; severity mixed or unclear: serious AEs at 52 weeks; Group 1: 13/160, Group 2: 7/160; Comments: Adverse events were any new health related event reported by the participant in any context (treatment related or not). These were independently judged as serious adverse events, using an a priori guideline of seriousness.

Risk of bias: All domain - High, Selection - Low, Blinding - High, Incomplete outcome data - Low, Outcome reporting - Low, Measurement - Low, Crossover - Low; Indirectness of outcome: Serious indirectness; adverse events included treatment-related and non-treatment related. Baseline details: All groups very similar in terms of age, sex, ethnicity, meeting International CFS criteria, meeting London ME criteria, any depressive disorder, any psychiatric disorder, duration of ME and BMI. Some baseline differences in outcomes, but these were adjusted for in the regression analyses; Group 1 Number missing: 0; Group 2 Number missing: 0

- Actual outcome for adults; severity mixed or unclear: non-serious AEs at 52 weeks; Group 1: 149/160, Group 2: 149/160; Comments: Adverse events were any new health related event reported by the participant in any context (treatment related or not). These were independently judged as non-serious adverse events, using an a priori guideline of seriousness.

Risk of bias: All domain - High, Selection - Low, Blinding - High, Incomplete outcome data - Low, Outcome reporting - Low, Measurement - Low, Crossover - Low; Indirectness of outcome: Serious indirectness; adverse events included treatment-related and non-treatment related. Baseline details: All groups very similar in terms of age, sex, ethnicity, meeting International CFS criteria, meeting London ME criteria, any depressive disorder, any psychiatric disorder, duration of ME and BMI. Some baseline differences in outcomes, but these were adjusted for in the regression analyses; Group 1 Number missing: 0; Group 2 Number missing: 0

- Actual outcome for adults; severity mixed or unclear: serious adverse reactions at 52 weeks; Group 1: 2/160, Group 2: 2/160. Comments: Serious adverse events were deemed 'adverse reactions' if independently judged to be a reaction to a trial intervention.

Risk of bias: All domain - High, Selection - Low, Blinding - High, Incomplete outcome data - Low, Outcome reporting - Low, Measurement - Low, Crossover - Low; Indirectness of outcome: No indirectness; Baseline details: All groups very similar in terms of age, sex, ethnicity, meeting International CFS criteria, meeting London ME criteria, any depressive disorder, any psychiatric disorder, duration of ME and BMI. Some baseline differences in outcomes, but these were adjusted for in the regression analyses; Group 1 Number missing: 0; Group 2 Number missing: 0

Protocol outcome 10: Exercise performance measure at longest follow up available

- Actual outcome for adults; severity mixed or unclear: 6 min walk test at 52 weeks; MD; 35.3 (95%CI 16.84 to 53.76); Comments: Used adjusted model; 95% CI calculated from p-value and visually confirmed against forest plots reported in supplementary appendix. P-value 0.0002.

Risk of bias: All domain - Very high, Selection - Low, Blinding - High, Incomplete outcome data - High, Outcome reporting - Low, Measurement - Low,

Crossover - Low; Indirectness of outcome: No indirectness; Baseline details: All groups very similar in terms of age, sex, ethnicity, meeting International CFS criteria, meeting London ME criteria, any depressive disorder, any psychiatric disorder, duration of ME and BMI. Some baseline differences in outcomes, but these were adjusted for in the regression analyses; Group 1 Number missing: 50, Reason: unclear; Group 2 Number missing: 42, Reason: unclear

RESULTS (NUMBERS ANALYSED) AND RISK OF BIAS FOR COMPARISON: CBT versus ADAPTIVE PACING THERAPY

Protocol outcome 1: Quality of life at longest follow up available

- Actual outcome for adults; severity mixed or unclear: EQ-5D utilities at 52 weeks; Group 1: mean 0.63 (SD 0.28); n=143, Group 2: mean 0.54 (SD 0.29); n=148; EQ5D -0.594 - 1 Top=High is good outcome; Comments: Baseline values: CBT 0.54 (0.24); APT 0.48 (0.27)

Risk of bias: All domain - High, Selection - Low, Blinding - High, Incomplete outcome data - Low, Outcome reporting - Low, Measurement - Low, Crossover - Low; Indirectness of outcome: No indirectness ; Baseline details: All groups very similar in terms of age, sex, ethnicity, meeting International CFS criteria, meeting London ME criteria, any depressive disorder, any psychiatric disorder, duration of ME and BMI. Similar baseline outcome value. Group 1 Number missing: 18, Reason: unclear; Group 2 Number missing: 11, Reason: unclear

Protocol outcome 2: General symptom scales at longest follow up available

- Actual outcome for adults; severity mixed or unclear: Clinical Global Impression scale - proportion with positive change (very much better or much better) at 134 weeks; OR; 1.2 (95%CI 0.7 to 2);

Risk of bias: All domain - Very high, Selection - Low, Blinding - High, Incomplete outcome data - High, Outcome reporting - Low, Measurement - Low, Crossover - Low; Indirectness of outcome: No indirectness; Baseline details: All groups very similar in terms of age, sex, ethnicity, meeting International CFS criteria, meeting London ME criteria, any depressive disorder, any psychiatric disorder, duration of ME and BMI. Some baseline differences in outcomes, but these were adjusted for in the regression analyses; Group 1 Number missing: 42, Reason: Failed to return questionnaire - their baseline data did not differ from those remaining; Group 2 Number missing: 41, Reason: Failed to return questionnaire - their baseline data did not differ from those remaining

Protocol outcome 3: Fatigue at longest follow up available

- Actual outcome for adults; severity mixed or unclear: Chalder fatigue questionnaire at 134 weeks; MD; -1.6 (95%CI -3.6 to 0.3), Comments: based on linear mixed effects model;

Risk of bias: All domain - Very high, Selection - Low, Blinding - High, Incomplete outcome data - High, Outcome reporting - Low, Measurement - Low, Crossover - Low; Indirectness of outcome: No indirectness; Baseline details: All groups very similar in terms of age, sex, ethnicity, meeting International CFS criteria, meeting London ME criteria, any depressive disorder, any psychiatric disorder, duration of ME and BMI. Some baseline differences in outcomes, but these were adjusted for in the regression analyses; Group 1 Number missing: 42; Group 2 Number missing: 39

Protocol outcome 4: Physical functioning at longest follow up available

- Actual outcome for adults; severity mixed or unclear: SF-36 physical function subscale at 134 weeks; MD; 6.4 (95%CI 0.4 to 12.4), Comments: based on linear mixed effects model;

Risk of bias: All domain - Very high, Selection - Low, Blinding - High, Incomplete outcome data - High, Outcome reporting - Low, Measurement - Low, Crossover - Low; Indirectness of outcome: No indirectness; Baseline details: All groups very similar in terms of age, sex, ethnicity, meeting International CFS criteria, meeting London ME criteria, any depressive disorder, any psychiatric disorder, duration of ME and BMI. Some baseline differences in outcomes, but these were adjusted for in the regression analyses; Group 1 Number missing: 42, Reason: Failed to return questionnaire - their baseline data did not differ from those remaining; Group 2 Number missing: 39, Reason: Failed to return questionnaire - their baseline data did not differ from those remaining

Protocol outcome 5: Return to school/work at longest follow up available

- Actual outcome for adults; severity mixed or unclear: Work and Social Adjustment Scale at 134 weeks; MD; -2.4 (95%CI -4.8 to 0.1);

Risk of bias: All domain - Very high, Selection - Low, Blinding - High, Incomplete outcome data - High, Outcome reporting - Low, Measurement - Low, Crossover - Low; Indirectness of outcome: No indirectness; Baseline details: All groups very similar in terms of age, sex, ethnicity, meeting International CFS criteria, meeting London ME criteria, any depressive disorder, any psychiatric disorder, duration of ME and BMI. Some baseline differences in outcomes, but these were adjusted for in the regression analyses; Group 1 Number missing: 42, Reason: Failed to return questionnaire - their baseline data did not differ from those remaining; Group 2 Number missing: 39, Reason: Failed to return questionnaire - their baseline data did not differ from those remaining

Protocol outcome 6: Psychological status at longest follow up available

- Actual outcome for adults; severity mixed or unclear: HADS depression scale at 52 weeks; MD; -0.8 (95%CI -1.56 to -0.04), Comments: Used adjusted model; 95% CI calculated from p-value and visually confirmed against forest plots reported in supplementary appendix. P-value 0.0382.

Risk of bias: All domain - High, Selection - Low, Blinding - High, Incomplete outcome data - Low, Outcome reporting - Low, Measurement - Low, Crossover - Low; Indirectness of outcome: No indirectness; Baseline details: All groups very similar in terms of age, sex, ethnicity, meeting International CFS criteria, meeting London ME criteria, any depressive disorder, any psychiatric disorder, duration of ME and BMI. Some baseline differences in outcomes, but these were adjusted for in the regression analyses; Group 1 Number missing: 18, Reason: unclear; Group 2 Number missing: 10, Reason: unclear

- Actual outcome for adults; severity mixed or unclear: HADS anxiety scale at 52 weeks; MD; -0.7 (95%CI -1.45 to 0.05), Comments: Used adjusted model; 95% CI calculated from p-value and visually confirmed against forest plots reported in supplementary appendix. P-value 0.0671.

Risk of bias: All domain - High, Selection - Low, Blinding - High, Incomplete outcome data - Low, Outcome reporting - Low, Measurement - Low, Crossover - Low; Indirectness of outcome: No indirectness; Baseline details: All groups very similar in terms of age, sex, ethnicity, meeting International CFS criteria, meeting London ME criteria, any depressive disorder, any psychiatric disorder, duration of ME and BMI. Some baseline differences in outcomes, but these were adjusted for in the regression analyses; Group 1 Number missing: 18, Reason: unclear; Group 2 Number missing: 10, Reason: unclear

Protocol outcome 7: Pain at longest follow up available

- Actual outcome for adults; severity mixed or unclear: muscle pain numeric rating scale at 52 weeks; Group 1: mean 1.73 (SD 1.33); n=145, Group 2: mean 2.07 (SD 1.42); n=151; numeric rating scale 0-4 Top=High is poor outcome; Comments: Baseline values not reported

Risk of bias: All domain - Very high, Selection - High, Blinding - High, Incomplete outcome data - Low, Outcome reporting - Low, Measurement - Low, Crossover - Low; Indirectness of outcome: No indirectness; Baseline details: All groups very similar in terms of age, sex, ethnicity, meeting International CFS criteria, meeting London ME criteria, any depressive disorder, any psychiatric disorder, duration of ME and BMI. Baseline outcome values not reported and not adjusted for in analysis; Group 1 Number missing: 16, Reason: unclear; Group 2 Number missing: 8, Reason: unclear

- Actual outcome for adults; severity mixed or unclear: joint pain numeric rating scale at 52 weeks; Group 1: mean 1.29 (SD 1.38); n=143, Group 2: mean 1.64 (SD 1.49); n=149; numeric rating scale 0-4 Top=High is poor outcome; Comments: Baseline values not reported

Risk of bias: All domain - Very high, Selection - High, Blinding - High, Incomplete outcome data - Low, Outcome reporting - Low, Measurement - Low, Crossover - Low; Indirectness of outcome: No indirectness; Baseline details: All groups very similar in terms of age, sex, ethnicity, meeting International CFS criteria, meeting London ME criteria, any depressive disorder, any psychiatric disorder, duration of ME and BMI. Baseline outcome values not reported and not adjusted for in analysis; Group 1 Number missing: 18, Reason: unclear; Group 2 Number missing: 10, Reason: unclear

Protocol outcome 8: Sleep quality at longest follow up available

- Actual outcome for adults; severity mixed or unclear: Jenkins sleep scale at 52 weeks; MD; -0.9 (95%CI -1.79 to -0.01) Comments: Used adjusted model; 95% CI calculated from p-value and visually confirmed against forest plots reported in supplementary appendix. P-value 0.0466.

Risk of bias: All domain - High, Selection - Low, Blinding - High, Incomplete outcome data - Low, Outcome reporting - Low, Measurement - Low, Crossover - Low; Indirectness of outcome: No indirectness; Baseline details: All groups very similar in terms of age, sex, ethnicity, meeting International CFS criteria, meeting London ME criteria, any depressive disorder, any psychiatric disorder, duration of ME and BMI. Some baseline differences in outcomes, but these were adjusted for in the regression analyses; Group 1 Number missing: 18, Reason: unclear; Group 2 Number missing: 9, Reason: unclear

Protocol outcome 9: Adverse events at longest follow up available

- Actual outcome for adults; severity mixed or unclear: serious AEs at 52 weeks; Group 1: 7/161, Group 2: 15/159; Comments: Adverse events were any new health related event reported by the participant in any context (treatment related or not). These were independently judged as serious adverse events, using an a priori guideline of seriousness.

Risk of bias: All domain - High, Selection - Low, Blinding - High, Incomplete outcome data - Low, Outcome reporting - Low, Measurement - Low, Crossover - Low; Indirectness of outcome: Serious indirectness; adverse events included treatment-related and non-treatment related. Baseline details: All groups very similar in terms of age, sex, ethnicity, meeting International CFS criteria, meeting London ME criteria, any depressive disorder, any psychiatric disorder, duration of ME and BMI. Some baseline differences in outcomes, but these were adjusted for in the regression analyses; Group 1 Number missing: 0; Group 2 Number missing: 0

- Actual outcome for adults; severity mixed or unclear: non-serious AEs at 52 weeks; Group 1: 143/161, Group 2: 152/159; Comments: Adverse events were any new health related event reported by the participant in any context (treatment related or not). These were independently judged as non-serious adverse events, using an a priori guideline of seriousness.

Risk of bias: All domain - High, Selection - Low, Blinding - High, Incomplete outcome data - Low, Outcome reporting - Low, Measurement - Low, Crossover - Low; Indirectness of outcome: Serious indirectness; adverse events included treatment-related and non-treatment related. Baseline details: All groups very similar in terms of age, sex, ethnicity, meeting International CFS criteria, meeting London ME criteria, any depressive disorder, any psychiatric disorder, duration of ME and BMI. Some baseline differences in outcomes, but these were adjusted for in the regression analyses; Group 1 Number missing: 0; Group 2 Number missing: 0

- Actual outcome for adults; severity mixed or unclear: serious adverse reactions at 52 weeks; Group 1: 3/161, Group 2: 2/159. Comments: Serious adverse events were deemed 'adverse reactions' if independently judged to be a reaction to a trial intervention.

Risk of bias: All domain - High, Selection - Low, Blinding - High, Incomplete outcome data - Low, Outcome reporting - Low, Measurement - Low, Crossover - Low; Indirectness of outcome: No indirectness; Baseline details: All groups very similar in terms of age, sex, ethnicity, meeting International CFS criteria, meeting London ME criteria, any depressive disorder, any psychiatric disorder, duration of ME and BMI. Some baseline differences in outcomes, but these were adjusted for in the regression analyses; Group 1 Number missing: 0; Group 2 Number missing: 0

Protocol outcome 9: Exercise performance measure at longest follow up available

- Actual outcome for adults; severity mixed or unclear: 6 min walk test at 52 weeks; MD; 4.2 (95%CI -13.99 to 22.39), Comments: Used adjusted model; 95% CI calculated from p-value and visually confirmed against forest plots reported in supplementary appendix. P-value 0.65.

Risk of bias: All domain - Very high, Selection - Low, Blinding - High, Incomplete outcome data - High, Outcome reporting - Low, Measurement - Low, Crossover - Low; Indirectness of outcome: No indirectness; Baseline details: All groups very similar in terms of age, sex, ethnicity, meeting International CFS criteria, meeting London ME criteria, any depressive disorder, any psychiatric disorder, duration of ME and BMI. Some baseline differences in outcomes, but these were adjusted for in the regression analyses; Group 1 Number missing: 38, Reason: unclear; Group 2 Number missing: 48, Reason: unclear

RESULTS (NUMBERS ANALYSED) AND RISK OF BIAS FOR COMPARISON: CBT versus STANDARD MEDICAL CARE (SMC)

Protocol outcome 1: Quality of life at longest follow up available

- Actual outcome for adults; severity mixed or unclear: EQ-5D utilities at 52 weeks; Group 1: mean 0.63 (SD 0.28); n=143, Group 2: mean 0.53 (SD 0.31); n=151; EQ5D -0.594 - 1 Top=High is good outcome; Comments: Baseline values: CBT 0.54 (0.24); SMC 0.50 (0.28).

Risk of bias: All domain - High, Selection - Low, Blinding - High, Incomplete outcome data - Low, Outcome reporting - Low, Measurement - Low, Crossover - Low; Indirectness of outcome: No indirectness ; Baseline details: All groups very similar in terms of age, sex, ethnicity, meeting International CFS criteria, meeting London ME criteria, any depressive disorder, any psychiatric disorder, duration of ME and BMI. Similar baseline outcome value. Group 1 Number missing: 18, Reason: unclear; Group 2 Number missing: 9, Reason: unclear

Protocol outcome 2: General symptom scales at longest follow up available

- Actual outcome for adults; severity mixed or unclear: Clinical Global Impression scale - proportion with positive change (very much better or much better) at 134 weeks; OR; 0.9 (95%CI 0.5 to 1.5); Comments: GEE model comparing positive change to no/negative change.

Risk of bias: All domain - Very high, Selection - Low, Blinding - High, Incomplete outcome data - High, Outcome reporting - Low, Measurement - Low, Crossover - Low; Indirectness of outcome: No indirectness; Baseline details: All groups very similar in terms of age, sex, ethnicity, meeting International CFS criteria, meeting London ME criteria, any depressive disorder, any psychiatric disorder, duration of ME and BMI. Some baseline differences in outcomes, but these were adjusted for in the regression analyses; Group 1 Number missing: 42, Reason: Failed to return questionnaire - their baseline data did not differ from those remaining; Group 2 Number missing: 45, Reason: Failed to return questionnaire - their baseline data did not differ from those remaining

Protocol outcome 3: Fatigue at longest follow up available

- Actual outcome for adults; severity mixed or unclear: Chalder fatigue questionnaire at 134 weeks; MD; -1.4 (95%CI -3.4 to 0.7); Comments: based on linear mixed effects model.

Risk of bias: All domain - Very high, Selection - Low, Blinding - High, Incomplete outcome data - High Outcome reporting - Low, Measurement - Low, Crossover - Low; Indirectness of outcome: No indirectness; Baseline details: All groups very similar in terms of age, sex, ethnicity, meeting International CFS criteria, meeting London ME criteria, any depressive disorder, any psychiatric disorder, duration of ME and BMI. Some baseline differences in outcomes, but these were adjusted for in the regression analyses; Group 1 Number missing: 42, Reason: Failed to return questionnaire - their baseline data did not differ from those remaining; Group 2 Number missing: 45, Reason: Failed to return questionnaire - their baseline data did not differ from those remaining

Protocol outcome 4: Physical functioning at longest follow up available

- Actual outcome for adults; severity mixed or unclear: SF-36 physical function subscale at 134 weeks; MD; 2.8 (95%CI -3.2 to 8.8); Comments: based on linear mixed effects model;

Risk of bias: All domain - Very high, Selection - Low, Blinding - High, Incomplete outcome data - High, Outcome reporting - Low, Measurement - Low, Crossover - Low; Indirectness of outcome: No indirectness; Baseline details: All groups very similar in terms of age, sex, ethnicity, meeting International CFS criteria, meeting London ME criteria, any depressive disorder, any psychiatric disorder, duration of ME and BMI. Some baseline differences in outcomes, but these were adjusted for in the regression analyses; Group 1 Number missing: 42, Reason: Failed to return questionnaire - their baseline data did not differ from those remaining; Group 2 Number missing: 45, Reason: Failed to return questionnaire - their baseline data did not differ from those remaining

Protocol outcome 5: Return to school/work at longest follow up available

- Actual outcome for adults; severity mixed or unclear: Work and Social Adjustment Scale at 134 weeks; MD; -1.1 (95%CI -3.6 to 1.4); Comments: linear mixed effect model;

Risk of bias: All domain - Very high, Selection - Low, Blinding - High, Incomplete outcome data - High, Outcome reporting - Low, Measurement - Low, Crossover - Low; Indirectness of outcome: No indirectness; Baseline details: All groups very similar in terms of age, sex, ethnicity, meeting International CFS criteria, meeting London ME criteria, any depressive disorder, any psychiatric disorder, duration of ME and BMI. Some baseline differences in outcomes, but these were adjusted for in the regression analyses; Group 1 Number missing: 42, Reason: questionnaires not returned; Group 2 Number missing: 45, Reason: questionnaires not returned

Protocol outcome 6: Psychological status at longest follow up available

- Actual outcome for adults; severity mixed or unclear: HADS depression scale at 52 weeks; MD; -1.4 (95%CI -2.15 to -0.65); Comments: Used adjusted model; 95% CI calculated from p-value and visually confirmed against forest plots reported in supplementary appendix. P-value 0.0003.

Risk of bias: All domain - High, Selection - Low, Blinding - High, Incomplete outcome data - Low, Outcome reporting - Low, Measurement - Low, Crossover - Low; Indirectness of outcome: No indirectness; Baseline details: All groups very similar in terms of age, sex, ethnicity, meeting International CFS criteria, meeting London ME criteria, any depressive disorder, any psychiatric disorder, duration of ME and BMI. Some baseline differences in outcomes, but these were adjusted for in the regression analyses; Group 1 Number missing: 18, Reason: unclear; Group 2 Number missing: 9, Reason: unclear

- Actual outcome for adults; severity mixed or unclear: HADS anxiety scale at 52 weeks; MD; -1.4 (95%CI -2.15 to -0.65); Comments: Used adjusted model; 95% CI calculated from p-value and visually confirmed against forest plots reported in supplementary appendix. P-value 0.0003.

Risk of bias: All domain - High, Selection - Low, Blinding - High, Incomplete outcome data - Low, Outcome reporting - Low, Measurement - Low, Crossover - Low; Indirectness of outcome: No indirectness; Baseline details: All groups very similar in terms of age, sex, ethnicity, meeting International CFS criteria, meeting London ME criteria, any depressive disorder, any psychiatric disorder, duration of ME and BMI. Some baseline differences in outcomes, but these were adjusted for in the regression analyses; Group 1 Number missing: 18, Reason: unclear; Group 2 Number missing: 11, Reason: unclear

Protocol outcome 7: Pain at longest follow up available

- Actual outcome for adults; severity mixed or unclear: muscle pain numeric rating scale at 52 weeks; Group 1: mean 1.73 (SD 1.33); n=145, Group 2: mean 2.11 (SD 1.34); n=149; numeric rating scale 0-4 Top=High is poor outcome; Comments: Baseline values not reported

Risk of bias: All domain - Very high, Selection - High, Blinding - High, Incomplete outcome data - Low, Outcome reporting - Low, Measurement - Low, Crossover - Low; Indirectness of outcome: No indirectness; Baseline details: All groups very similar in terms of age, sex, ethnicity, meeting International CFS criteria, meeting London ME criteria, any depressive disorder, any psychiatric disorder, duration of ME and BMI. Baseline outcome values not reported and not adjusted for in analysis; Group 1 Number missing: 16, Reason: unclear; Group 2 Number missing: 11, Reason: unclear

- Actual outcome for adults; severity mixed or unclear: joint pain numeric rating scale at 52 weeks; Group 1: mean 1.29 (SD 1.38); n=143, Group 2: mean 1.54 (SD 1.48); n=151; numeric rating scale 0-4 Top=High is poor outcome; Comments: Baseline values not reported

Risk of bias: All domain - Very high, Selection - High, Blinding - High, Incomplete outcome data - Low, Outcome reporting - Low, Measurement - Low,

Crossover - Low; Indirectness of outcome: No indirectness; Baseline details: All groups very similar in terms of age, sex, ethnicity, meeting International CFS criteria, meeting London ME criteria, any depressive disorder, any psychiatric disorder, duration of ME and BMI. Baseline outcome values not reported and not adjusted for in analysis; Group 1 Number missing: 18, Reason: unclear; Group 2 Number missing: 9, Reason: unclear

Protocol outcome 8: Sleep quality at longest follow up available

- Actual outcome for adults; severity mixed or unclear: Jenkins sleep scale at 52 weeks; MD; -1.1 (95%CI -2.04 to -0.16); Comments: Used adjusted model; 95% CI calculated from p-value and visually confirmed against forest plots reported in supplementary appendix. P-value 0.0216.

Risk of bias: All domain - High, Selection - Low, Blinding - High, Incomplete outcome data - Low, Outcome reporting - Low, Measurement - Low, Crossover - Low; Indirectness of outcome: No indirectness; Baseline details: All groups very similar in terms of age, sex, ethnicity, meeting International CFS criteria, meeting London ME criteria, any depressive disorder, any psychiatric disorder, duration of ME and BMI. Some baseline differences in outcomes, but these were adjusted for in the regression analyses; Group 1 Number missing: 18, Reason: unclear; Group 2 Number missing: 9, Reason: unclear

Protocol outcome 9: Adverse events at longest follow up available

- Actual outcome for adults; severity mixed or unclear: serious AEs at 52 weeks; Group 1: 7/161, Group 2: 7/160; Comments: Adverse events were any new health related event reported by the participant in any context (treatment related or not). These were independently judged as serious adverse events, using an a priori guideline of seriousness.

Risk of bias: All domain - High, Selection - Low, Blinding - High, Incomplete outcome data - Low, Outcome reporting - Low, Measurement - Low, Crossover - Low; Indirectness of outcome: Serious indirectness; adverse events included treatment-related and non-treatment related. Baseline details: All groups very similar in terms of age, sex, ethnicity, meeting International CFS criteria, meeting London ME criteria, any depressive disorder, any psychiatric disorder, duration of ME and BMI. Some baseline differences in outcomes, but these were adjusted for in the regression analyses; Group 1 Number missing: 0; Group 2 Number missing: 0

- Actual outcome for adults; severity mixed or unclear: non-serious AEs at 52 weeks; Group 1: 143/161, Group 2: 149/160; Comments: Adverse events were any new health related event reported by the participant in any context (treatment related or not). These were independently judged as non-serious adverse events, using an a priori guideline of seriousness.

Risk of bias: All domain - High, Selection - Low, Blinding - High, Incomplete outcome data - Low, Outcome reporting - Low, Measurement - Low, Crossover - Low; Indirectness of outcome: Serious indirectness; adverse events included treatment-related and non-treatment related. Baseline details: All groups very similar in terms of age, sex, ethnicity, meeting International CFS criteria, meeting London ME criteria, any depressive disorder, any psychiatric disorder, duration of ME and BMI. Some baseline differences in outcomes, but these were adjusted for in the regression analyses; Group 1 Number missing: 0; Group 2 Number missing: 0

- Actual outcome for adults; severity mixed or unclear: serious adverse reactions at 52 weeks; Group 1: 3/161, Group 2: 2/160. Comments: Serious adverse events were deemed 'adverse reactions' if independently judged to be a reaction to a trial intervention.

Risk of bias: All domain - High, Selection - Low, Blinding - High, Incomplete outcome data - Low, Outcome reporting - Low, Measurement - Low, Crossover

- Low; Indirectness of outcome: No indirectness; Baseline details: All groups very similar in terms of age, sex, ethnicity, meeting International CFS criteria, meeting London ME criteria, any depressive disorder, any psychiatric disorder, duration of ME and BMI. Some baseline differences in outcomes, but these were adjusted for in the regression analyses; Group 1 Number missing: 0; Group 2 Number missing: 0

Protocol outcome 10: Exercise performance measure at longest follow up available

- Actual outcome for adults; severity mixed or unclear: 6 min walk test at 52 weeks; MD; -1.5 (95%CI -19.52 to 16.52, Comments: Used adjusted model; 95% CI calculated from p-value and visually confirmed against forest plots reported in supplementary appendix. P-value 0.87.

Risk of bias: All domain - Very high, Selection - Low, Blinding - High, Incomplete outcome data - High, Outcome reporting - Low, Measurement - Low, Crossover - Low; Indirectness of outcome: No indirectness; Baseline details: All groups very similar in terms of age, sex, ethnicity, meeting International CFS criteria, meeting London ME criteria, any depressive disorder, any psychiatric disorder, duration of ME and BMI. Some baseline differences in outcomes, but these were adjusted for in the regression analyses; Group 1 Number missing: 38, Reason: unclear; Group 2 Number missing: 42, Reason: unclear

RESULTS (NUMBERS ANALYSED) AND RISK OF BIAS FOR COMPARISON: ADAPTIVE PACING THERAPY (APT) versus STANDARD MEDICAL CARE (SMC)

Protocol outcome 1: Quality of life at longest follow up

- Actual outcome for adults; severity mixed or unclear: EQ-5D utilities at 52 weeks; Group 1: mean 0.54 (SD 0.29); n=148, Group 2: mean 0.53 (SD 0.31); n=151; EQ5D -0.594 - 1 Top=High is good outcome; Comments: Baseline values: APT 0.48 (0.27); SMC 0.50 (0.28)

Risk of bias: All domain - High, Selection - Low, Blinding - High, Incomplete outcome data - Low, Outcome reporting - Low, Measurement - Low, Crossover - Low; Indirectness of outcome: No indirectness ; Baseline details: All groups very similar in terms of age, sex, ethnicity, meeting International CFS criteria, meeting London ME criteria, any depressive disorder, any psychiatric disorder, duration of ME and BMI. Similar baseline outcome value. Group 1 Number missing: 11, Reason: unclear; Group 2 Number missing: 9, Reason: unclear

Protocol outcome 2: General symptom scales at longest follow up available

- Actual outcome for adults; severity mixed or unclear: Clinical Global Impression scale - proportion with positive change (very much better or much better) at 134 weeks; OR; 0.8 (95%CI 0.4 to 1.3); GEE model comparing positive change to no/negative change.

Risk of bias: All domain - Very high, Selection - Low, Blinding - High, Incomplete outcome data - High, Outcome reporting - Low, Measurement - Low, Crossover - Low; Indirectness of outcome: No indirectness; Baseline details: All groups very similar in terms of age, sex, ethnicity, meeting International CFS criteria, meeting London ME criteria, any depressive disorder, any psychiatric disorder, duration of ME and BMI. Some baseline differences in outcomes, but these were adjusted for in the regression analyses; Group 1 Number missing: 41, Reason: Failed to return questionnaire - their baseline data did not differ from those remaining; Group 2 Number missing: 45, Reason: Failed to return questionnaire - their baseline data did not differ from those remaining

Protocol outcome 3: Fatigue at longest follow up available

- Actual outcome for adults; severity mixed or unclear: Chalder fatigue questionnaire at 134 weeks; MD; 0.3 (95%CI -1.7 to 2.3), Comments: based on linear mixed effects model;

Risk of bias: All domain - Very high, Selection - Low, Blinding - High, Incomplete outcome data - High, Outcome reporting - Low, Measurement - Low, Crossover - Low; Indirectness of outcome: No indirectness; Baseline details: All groups very similar in terms of age, sex, ethnicity, meeting International CFS criteria, meeting London ME criteria, any depressive disorder, any psychiatric disorder, duration of ME and BMI. Some baseline differences in outcomes, but these were adjusted for in the regression analyses; Group 1 Number missing: 39, Reason: Failed to return questionnaire - their baseline data did not differ from those remaining; Group 2 Number missing: 45, Reason: Failed to return questionnaire - their baseline data did not differ from those remaining

Protocol outcome 4: Physical functioning at longest follow up available

- Actual outcome for adults; severity mixed or unclear: SF-36 physical function subscale at 134 weeks; MD; -3.6 (95%CI -9.6 to 2.4), Comments: based on linear mixed effects model;

Risk of bias: All domain - Very high, Selection - Low, Blinding - High, Incomplete outcome data - High, Outcome reporting - Low, Measurement - Low, Crossover - Low; Indirectness of outcome: No indirectness; Baseline details: All groups very similar in terms of age, sex, ethnicity, meeting International CFS criteria, meeting London ME criteria, any depressive disorder, any psychiatric disorder, duration of ME and BMI. Some baseline differences in outcomes, but these were adjusted for in the regression analyses; Group 1 Number missing: 41, Reason: Failed to return questionnaire - their baseline data did not differ from those remaining; Group 2 Number missing: 45, Reason: Failed to return questionnaire - their baseline data did not differ from those remaining

Protocol outcome 5: Return to school/work at longest follow up available

- Actual outcome for adults; severity mixed or unclear: Work and Social Adjustment Scale at 134 weeks; MD; 1.3 (95%CI -1.2 to 3.7), Comments: linear mixed effect model;

Risk of bias: All domain - Very high, Selection - Low, Blinding - High, Incomplete outcome data - High, Outcome reporting - Low, Measurement - Low, Crossover - Low; Indirectness of outcome: No indirectness; Baseline details: All groups very similar in terms of age, sex, ethnicity, meeting International CFS criteria, meeting London ME criteria, any depressive disorder, any psychiatric disorder, duration of ME and BMI. Some baseline differences in outcomes, but these were adjusted for in the regression analyses; Group 1 Number missing: 39, Reason: questionnaires not returned; Group 2 Number missing: 45, Reason: questionnaires not returned

Protocol outcome 6: Psychological status at longest follow up available

- Actual outcome for adults; severity mixed or unclear: HADS depression scale at 52 weeks; MD; -0.6 (95%CI -1.34 to 0.14), Comments: Used adjusted

model; 95% CI calculated from p-value and visually confirmed against forest plots reported in supplementary appendix. P-value 0.11.
Risk of bias: All domain - High, Selection - Low, Blinding - High, Incomplete outcome data - Low, Outcome reporting - Low, Measurement - Low, Crossover - Low; Indirectness of outcome: No indirectness; Baseline details: All groups very similar in terms of age, sex, ethnicity, meeting International CFS criteria, meeting London ME criteria, any depressive disorder, any psychiatric disorder, duration of ME and BMI. Some baseline differences in outcomes, but these were adjusted for in the regression analyses; Group 1 Number missing: 10, Reason: unclear; Group 2 Number missing: 9, Reason: unclear
- Actual outcome for adults; severity mixed or unclear: HADS anxiety scale at 52 weeks; MD; -0.7 (95%CI -1.46 to 0.06), Comments: Used adjusted model; 95% CI calculated from p-value and visually confirmed against forest plots reported in supplementary appendix. P-value 0.0713.
Risk of bias: All domain - High, Selection - Low, Blinding - High, Incomplete outcome data - Low, Outcome reporting - Low, Measurement - Low, Crossover - Low; Indirectness of outcome: No indirectness; Baseline details: All groups very similar in terms of age, sex, ethnicity, meeting International CFS criteria, meeting London ME criteria, any depressive disorder, any psychiatric disorder, duration of ME and BMI. Some baseline differences in outcomes, but these were adjusted for in the regression analyses; Group 1 Number missing: 10, Reason: unclear; Group 2 Number missing: 11, Reason: unclear

Protocol outcome 7: Pain at longest follow up available

- Actual outcome for adults; severity mixed or unclear: muscle pain numeric rating scale at 52 weeks; Group 1: mean 2.07 (SD 1.42); n=151, Group 2: mean 2.11 (SD 1.34); n=149; numeric rating scale 0-4 Top=High is poor outcome; Comments: Baseline values not reported
Risk of bias: All domain - Very high, Selection - High, Blinding - High, Incomplete outcome data - Low, Outcome reporting - Low, Measurement - Low, Crossover - Low; Indirectness of outcome: No indirectness; Baseline details: All groups very similar in terms of age, sex, ethnicity, meeting International CFS criteria, meeting London ME criteria, any depressive disorder, any psychiatric disorder, duration of ME and BMI. Baseline outcome values not reported and not adjusted for in analysis; Group 1 Number missing: 8, Reason: unclear; Group 2 Number missing: 11, Reason: unclear
- Actual outcome for adults; severity mixed or unclear: joint pain numeric rating scale at 52 weeks; Group 1: mean 1.64 (SD 1.49); n=149, Group 2: mean 1.54 (SD 1.48); n=151; numeric rating scale 0-4 Top=High is poor outcome; Comments: Baseline values not reported
Risk of bias: All domain - Very high, Selection - High, Blinding - High, Incomplete outcome data - Low, Outcome reporting - Low, Measurement - Low, Crossover - Low; Indirectness of outcome: No indirectness; Baseline details: All groups very similar in terms of age, sex, ethnicity, meeting International CFS criteria, meeting London ME criteria, any depressive disorder, any psychiatric disorder, duration of ME and BMI. Baseline outcome values not reported and not adjusted for in analysis; Group 1 Number missing: 10, Reason: unclear; Group 2 Number missing: 9, Reason: unclear

Protocol outcome 8: Sleep quality at longest follow up available

- Actual outcome for adults; severity mixed or unclear: Jenkins sleep scale at 52 weeks; MD; -0.1 (95%CI -0.75 to 0.55), Comments: Used adjusted model; 95% CI calculated from p-value, compared against forest plots reported in supplementary appendix – calculated confidence intervals appear slightly narrower. P-value 0.76.
Risk of bias: All domain - High, Selection - Low, Blinding - High, Incomplete outcome data - Low, Outcome reporting - Low, Measurement - Low, Crossover - Low; Indirectness of outcome: No indirectness; Baseline details: All groups very similar in terms of age, sex, ethnicity, meeting International CFS criteria,

meeting London ME criteria, any depressive disorder, any psychiatric disorder, duration of ME and BMI. Some baseline differences in outcomes, but these were adjusted for in the regression analyses; Group 1 Number missing: 9, Reason: unclear; Group 2 Number missing: 9, Reason: unclear

Protocol outcome 9: Adverse events at longest follow up available

- Actual outcome for adults; severity mixed or unclear: serious AEs at 52 weeks; Group 1: 15/159, Group 2: 7/160; Comments: Adverse events were any new health related event reported by the participant in any context (treatment related or not). These were independently judged as serious adverse events, using an a priori guideline of seriousness.

Risk of bias: All domain - High, Selection - Low, Blinding - High, Incomplete outcome data - Low, Outcome reporting - Low, Measurement - Low, Crossover - Low; Indirectness of outcome: Serious indirectness; adverse events included treatment-related and non-treatment related. Baseline details: All groups very similar in terms of age, sex, ethnicity, meeting International CFS criteria, meeting London ME criteria, any depressive disorder, any psychiatric disorder, duration of ME and BMI. Some baseline differences in outcomes, but these were adjusted for in the regression analyses; Group 1 Number missing: 0; Group 2 Number missing: 0

- Actual outcome for adults; severity mixed or unclear: non-serious AEs at 52 weeks; Group 1: 152/159, Group 2: 149/160; Comments: Adverse events were any new health related event reported by the participant in any context (treatment related or not). These were independently judged as non-serious adverse events, using an a priori guideline of seriousness.

Risk of bias: All domain - High, Selection - Low, Blinding - High, Incomplete outcome data - Low, Outcome reporting - Low, Measurement - Low, Crossover - Low; Indirectness of outcome: Serious indirectness; adverse events included treatment-related and non-treatment related. Baseline details: All groups very similar in terms of age, sex, ethnicity, meeting International CFS criteria, meeting London ME criteria, any depressive disorder, any psychiatric disorder, duration of ME and BMI. Some baseline differences in outcomes, but these were adjusted for in the regression analyses; Group 1 Number missing: 0; Group 2 Number missing: 0

- Actual outcome for adults; severity mixed or unclear: serious adverse reactions at 52 weeks; Group 1: 2/159, Group 2: 2/160. Comments: Serious adverse events were deemed 'adverse reactions' if independently judged to be a reaction to a trial intervention.

Risk of bias: All domain - High, Selection - Low, Blinding - High, Incomplete outcome data - Low, Outcome reporting - Low, Measurement - Low, Crossover - Low; Indirectness of outcome: No indirectness; Baseline details: All groups very similar in terms of age, sex, ethnicity, meeting International CFS criteria, meeting London ME criteria, any depressive disorder, any psychiatric disorder, duration of ME and BMI. Some baseline differences in outcomes, but these were adjusted for in the regression analyses; Group 1 Number missing: 0; Group 2 Number missing: 0

Protocol outcome 10: Exercise performance measure at longest follow up available

- Actual outcome for adults; severity mixed or unclear: 6 min walk test at 52 weeks; MD; -5.7 (95%CI -24.44 to 13.04), Comments: Used adjusted model; 95% CI calculated from p-value and visually confirmed against forest plots reported in supplementary appendix. P-value 0.55.

Risk of bias: All domain - Very high, Selection - Low, Blinding - High, Incomplete outcome data - High, Outcome reporting - Low, Measurement - Low, Crossover - Low; Indirectness of outcome: No indirectness; Baseline details: All groups very similar in terms of age, sex, ethnicity, meeting International

CFS criteria, meeting London ME criteria, any depressive disorder, any psychiatric disorder, duration of ME and BMI. Some baseline differences in outcomes, but these were adjusted for in the regression analyses; Group 1 Number missing: 48, Reason: unclear; Group 2 Number missing: 42, Reason: unclear

RESULTS (NUMBERS ANALYSED) AND RISK OF BIAS FOR COMPARISON: CBT versus GET

Protocol outcome 1: Quality of life at longest follow up available

- Actual outcome for adults; severity mixed or unclear: EQ-5D utilities at 52 weeks; Group 1: mean 0.63 (SD 0.28); n=143, Group 2: mean 0.59 (SD 0.3); n=143; EQ5D -0.594 - 1 Top=High is good outcome; Comments: Baseline values: CBT 0.54 (0.24); GET 0.52 (0.26)

Risk of bias: All domain - High, Selection - Low, Blinding - High, Incomplete outcome data - Low, Outcome reporting - Low, Measurement - Low, Crossover - Low; Indirectness of outcome: No indirectness ; Baseline details: All groups very similar in terms of age, sex, ethnicity, meeting International CFS criteria, meeting London ME criteria, any depressive disorder, any psychiatric disorder, duration of ME and BMI. Similar baseline outcome value. Group 1 Number missing: 18, Reason: unclear; Group 2 Number missing: 17, Reason: unclear

Protocol outcome 2: General symptom scales at longest follow up available

- Actual outcome for adults; severity mixed or unclear: Clinical Global Impression scale - proportion with positive change (very much better or much better) at 134 weeks; Group 1: 50/119; Group 2: 61/127

Risk of bias: All domain – Very high, Selection - Low, Blinding - High, Incomplete outcome data - High, Outcome reporting - Low, Measurement - Low, Crossover - Low; Indirectness of outcome: No indirectness ; Baseline details: All groups very similar in terms of age, sex, ethnicity, meeting International CFS criteria, meeting London ME criteria, any depressive disorder, any psychiatric disorder, duration of ME and BMI. Similar baseline outcome value. Group 1 Number missing: 42, Reason: unclear; Group 2 Number missing: 33, Reason: unclear

Protocol outcome 3: Fatigue at longest follow up available

- Actual outcome for adults; severity mixed or unclear: Chalder fatigue questionnaire at 134 weeks; Group 1: mean 18.4 (SD 8.5); n=119, Group 2: mean 19.1 (SD 7.9); n=127; Chalder fatigue scale (11-item) 0-33 Top=High is poor outcome; Comments: Baseline values: CBT 27.7 (3.7); GET 28.2 (3.8)

Risk of bias: All domain – Very high, Selection - Low, Blinding - High, Incomplete outcome data - High, Outcome reporting - Low, Measurement - Low, Crossover - Low; Indirectness of outcome: No indirectness ; Baseline details: All groups very similar in terms of age, sex, ethnicity, meeting International CFS criteria, meeting London ME criteria, any depressive disorder, any psychiatric disorder, duration of ME and BMI. Similar baseline outcome value. Group 1 Number missing: 42, Reason: unclear; Group 2 Number missing: 33, Reason: unclear

Protocol outcome 4: Physical functioning at longest follow up available

- Actual outcome for adults; severity mixed or unclear: SF36 Physical function subscale at 134 weeks; Group 1: mean 62.2 (27.2); n=119, Group 2: mean

59.8 (27.6); n=127; SF36 physical functioning 0-100 Top=High is good outcome; Comments: Baseline values: CBT 39 (15.3); GET 36.7 (15.4)
 Risk of bias: All domain – Very high, Selection - Low, Blinding - High, Incomplete outcome data - High, Outcome reporting - Low, Measurement - Low, Crossover - Low; Indirectness of outcome: No indirectness ; Baseline details: All groups very similar in terms of age, sex, ethnicity, meeting International CFS criteria, meeting London ME criteria, any depressive disorder, any psychiatric disorder, duration of ME and BMI. Similar baseline outcome value.
 Group 1 Number missing: 42, Reason: unclear; Group 2 Number missing: 33, Reason: unclear

Protocol outcome 5: Return to school or work at longest follow up available

- Actual outcome for adults; severity mixed or unclear: Work and social adjustment scale at 134 weeks; Group 1: mean 19.7 (10.2); n=119, Group 2: mean 19.4 (10.8); n=126; Work and social adjustment scale 0-40 (not explicitly stated in paper) Top=High is poor outcome; Comments: Baseline values: CBT 27.4 (6.2); GET 27.3 (6.3)

Risk of bias: All domain – Very high, Selection - Low, Blinding - High, Incomplete outcome data - High, Outcome reporting - Low, Measurement - Low, Crossover - Low; Indirectness of outcome: No indirectness ; Baseline details: All groups very similar in terms of age, sex, ethnicity, meeting International CFS criteria, meeting London ME criteria, any depressive disorder, any psychiatric disorder, duration of ME and BMI. Similar baseline outcome value.
 Group 1 Number missing: 42, Reason: unclear; Group 2 Number missing: 34, Reason: unclear

Protocol outcome 6: Psychological status at longest follow up available

- Actual outcome for adults; severity mixed or unclear: HADS depression scale at 52 weeks; Group 1: mean 6.2 (3.7); n=143, Group 2: mean 6.1 (4.1); n=144; HADS depression 0-21 Top=High is poor outcome; Comments: Baseline values: CBT 8.3 (3.7); GET 8.2 (3.6)

Risk of bias: All domain - High, Selection - Low, Blinding - High, Incomplete outcome data - Low, Outcome reporting - Low, Measurement - Low, Crossover - Low; Indirectness of outcome: No indirectness ; Baseline details: All groups very similar in terms of age, sex, ethnicity, meeting International CFS criteria, meeting London ME criteria, any depressive disorder, any psychiatric disorder, duration of ME and BMI. Similar baseline outcome value. Group 1 Number missing: 18, Reason: unclear; Group 2 Number missing: 16, Reason: unclear

- Actual outcome for adults; severity mixed or unclear: HADS anxiety scale at 52 weeks; Group 1: mean 6.8 (4.2); n=143, Group 2: mean 7.1 (4.5); n=144; HADS anxiety 0-21 Top=High is poor outcome; Comments: Baseline values: CBT 8.1 (4.3); GET 8.0 (4.2)

Risk of bias: All domain - High, Selection - Low, Blinding - High, Incomplete outcome data - Low, Outcome reporting - Low, Measurement - Low, Crossover - Low; Indirectness of outcome: No indirectness ; Baseline details: All groups very similar in terms of age, sex, ethnicity, meeting International CFS criteria, meeting London ME criteria, any depressive disorder, any psychiatric disorder, duration of ME and BMI. Similar baseline outcome value. Group 1 Number missing: 18, Reason: unclear; Group 2 Number missing: 16, Reason: unclear

Protocol outcome 7: Pain at longest follow up available

- Actual outcome for adults; severity mixed or unclear: muscle pain numeric rating scale at 52 weeks; Group 1: mean 1.73 (1.33); n=145, Group 2: mean 1.69 (1.38); n=144; 5-point scale (0=not at all present, 4=present all of the time) 0-4 Top=High is poor outcome; Comments: Baseline values: not reported

Risk of bias: All domain – Very high, Selection - High, Blinding - High, Incomplete outcome data - Low, Outcome reporting - Low, Measurement - Low, Crossover - Low; Indirectness of outcome: No indirectness ; Baseline details: All groups very similar in terms of age, sex, ethnicity, meeting International CFS criteria, meeting London ME criteria, any depressive disorder, any psychiatric disorder, duration of ME and BMI. Similar baseline outcome value.

Group 1 Number missing: 16, Reason: unclear; Group 2 Number missing: 16, Reason: unclear

- Actual outcome for adults; severity mixed or unclear: joint pain numeric rating scale at 52 weeks; Group 1: mean 1.29 (1.38) ; n=143, Group 2: mean 1.28 (1.32); n=144; 5-point scale (0=not at all present, 4=present all of the time) 0-4 Top=High is poor outcome; Comments: Baseline values: not reported

Risk of bias: All domain – Very high, Selection - High, Blinding - High, Incomplete outcome data - Low, Outcome reporting - Low, Measurement - Low, Crossover - Low; Indirectness of outcome: No indirectness ; Baseline details: All groups very similar in terms of age, sex, ethnicity, meeting International CFS criteria, meeting London ME criteria, any depressive disorder, any psychiatric disorder, duration of ME and BMI. Similar baseline outcome value.

Group 1 Number missing: 18, Reason: unclear; Group 2 Number missing: 16, Reason: unclear

Protocol outcome 8: Sleep quality at longest follow up available

- Actual outcome for adults; severity mixed or unclear: Jenkins sleep scale at 52 weeks; Group 1: mean 9.9 (5.3); n=143, Group 2: mean 9 (4.8); n=144; Jenkins sleep scale 0-20 (not explicitly stated in paper) Top=High is poor outcome; Comments: Baseline values: CBT 12.5 (4.9); GET 11.7 (4.3)

Risk of bias: All domain - High, Selection - Low, Blinding - High, Incomplete outcome data - Low, Outcome reporting - Low, Measurement - Low, Crossover - Low; Indirectness of outcome: No indirectness ; Baseline details: All groups very similar in terms of age, sex, ethnicity, meeting International CFS criteria, meeting London ME criteria, any depressive disorder, any psychiatric disorder, duration of ME and BMI. Similar baseline outcome value. Group 1 Number missing: 18, Reason: unclear; Group 2 Number missing: 16, Reason: unclear

Protocol outcome 9: Adverse events at longest follow up available

- Actual outcome for adults; severity mixed or unclear: serious AEs at 52 weeks; Group 1: 7/161, Group 2: 13/160; Comments: Adverse events were any new health related event reported by the participant in any context (treatment related or not). These were independently judged as serious adverse events, using an a priori guideline of seriousness.

Risk of bias: All domain - High, Selection - Low, Blinding - High, Incomplete outcome data - Low, Outcome reporting - Low, Measurement - Low, Crossover - Low; Indirectness of outcome: Serious indirectness; adverse events included treatment-related and non-treatment related. Baseline details: All groups very similar in terms of age, sex, ethnicity, meeting International CFS criteria, meeting London ME criteria, any depressive disorder, any psychiatric disorder, duration of ME and BMI; Group 1 Number missing: 0; Group 2 Number missing: 0

- Actual outcome for adults; severity mixed or unclear: non-serious AEs at 52 weeks; Group 1: 143/161, Group 2: 149/160; Comments: Adverse events were any new health related event reported by the participant in any context (treatment related or not). These were independently judged as non-serious adverse events, using an a priori guideline of seriousness.

Risk of bias: All domain - High, Selection - Low, Blinding - High, Incomplete outcome data - Low, Outcome reporting - Low, Measurement - Low, Crossover - Low; Indirectness of outcome: Serious indirectness; adverse events included treatment-related and non-treatment related. Baseline details: All groups

very similar in terms of age, sex, ethnicity, meeting International CFS criteria, meeting London ME criteria, any depressive disorder, any psychiatric disorder, duration of ME and BMI; Group 1 Number missing: 0; Group 2 Number missing: 0
 - Actual outcome for adults; severity mixed or unclear: serious adverse reactions at 52 weeks; Group 1: 3/161, Group 2: 2/160; Comments: Serious adverse events were deemed 'adverse reactions' if independently judged to be a reaction to a trial intervention.
 Risk of bias: All domain - High, Selection - Low, Blinding - High, Incomplete outcome data - Low, Outcome reporting - Low, Measurement - Low, Crossover - Low; Indirectness of outcome: No indirectness; Baseline details: All groups very similar in terms of age, sex, ethnicity, meeting International CFS criteria, meeting London ME criteria, any depressive disorder, any psychiatric disorder, duration of ME and BMI; Group 1 Number missing: 0; Group 2 Number missing: 0

Protocol outcome 10: Exercise performance measure at longest follow up available
 - Actual outcome for adults; severity mixed or unclear: 6 min walk test at 52 weeks; Group 1: mean 354 (106) n=123, Group 2: mean 379 (100); n=110; Distance (m); Comments: Baseline values: CBT 333 (86); GET 312 (87)
 Risk of bias: All domain – Very high, Selection - Low, Blinding - High, Incomplete outcome data - High, Outcome reporting - Low, Measurement - Low, Crossover - Low; Indirectness of outcome: No indirectness ; Baseline details: All groups very similar in terms of age, sex, ethnicity, meeting International CFS criteria, meeting London ME criteria, any depressive disorder, any psychiatric disorder, duration of ME and BMI. Similar baseline outcome value. Group 1 Number missing: 38, Reason: unclear; Group 2 Number missing: 50, Reason: unclear

Protocol outcomes not reported by the study

Mortality at longest follow up available; Activity levels at longest follow up available

Study	Pinxsterhuis 2017 ⁵⁸⁶
Study type	RCT (Patient randomised; Parallel)
Number of studies (number of participants)	(n=146)
Countries and setting	Conducted in Norway; Setting: Community setting, six municipalities
Line of therapy	Unclear
Duration of study	Intervention + follow up: 1 year
Method of assessment of guideline condition	Adequate method of assessment/diagnosis: Diagnosed by a physician or medical specialist; meeting CDC criteria and Canadian diagnostic criteria
Stratum	adults; severity mixed or unclear: Age >18 years; required that patients be physically able to attend the program - no further info on severity
Subgroup analysis within study	Not applicable: NA
Inclusion criteria	Adults age >18 years; diagnosed by a physician or medical specialist; meeting CDC criteria and Canadian diagnostic criteria; able to read and speak Norwegian; physically able to attend the program
Exclusion criteria	Pregnant
Recruitment/selection of patients	Patients were recruited from four southern Norwegian towns and two suburbs in Oslo; various sources - waitlists for education program at hospital, patient organisations for CFS, healthcare professionals
Age, gender and ethnicity	Age - Mean (SD): intervention group 44.0 (11.8) years; control group 43.8 (11.6) years. Gender (M:F): 16/121. Ethnicity: Not reported
Further population details	-

Extra comments	<p>Years since diagnosis, median: intervention group 3 years (range 1-21, IQR 3); control group 3 (range 0-17, IQR 3)</p> <p>Baseline characteristics are reported for randomized population who continued to participate in study after randomisation (n=137)</p>
Indirectness of population	No indirectness: NA
Interventions	<p>(n=73) Intervention 1: self-management - self-management programmes. A self-management program consisting of eight group sessions (6-14 participants per group) every second week, 2.5 hour duration. Conducted by a peer counsellor (an experienced individual with CFS) and occupational therapist who had participated in a three-day training program. They followed a detailed manual to teach the self-management program. Program based on self-efficacy theory and energy envelope theory (pacing). Participants were taught how to take greater initiative for coping with their illness and for dealings with healthcare professionals and significant others through educational presentations, the exchange of experiences among participants, modelling of self-management skills, guided mastery practice, and informative feedback. Topics covered included activity pacing, physical exercise, nutrition, economic self-sufficiency, personal relationships, available treatments, relaxation exercises. All educational presentations were given by healthcare professionals at the 'CFS/ME' centre. Participants also set personal goals/action plans, which were evaluated and adjusted if necessary, at each session. One educational session was also organised for relatives of participants. Duration 15 weeks. Concurrent medication/care: Not reported. Indirectness: No indirectness; Indirectness comment: NA</p> <p>Further details: 1. type of intervention: intervention delivered by experienced or specialist CFS practitioners specifically designed for ME/CFS (Intervention delivered by peer counsellor (experienced individual with CFS) and an occupational therapist after they participated in a 3 day training program. Educational presentations given by healthcare professionals at ME/CFS centre).</p> <p>(n=73) Intervention 2: usual care - standard medical care. Participants were allowed to receive treatment as usual, which is not standardised for CFS in Norway, but they were excluded from participation in the regular patients education program at the study hospital. Duration 15 weeks. Concurrent medication/care: Not reported. Indirectness: No indirectness; Indirectness comment: NA</p> <p>Further details: 1. type of intervention: Not applicable</p>

Funding	Academic or government funding (Norwegian Foundation for Health and Rehabilitation; National Advisory Unit for ME/CFS)
---------	--

RESULTS (NUMBERS ANALYSED) AND RISK OF BIAS FOR COMPARISON: GROUP-BASED SELF-MANAGEMENT PROGRAM versus USUAL MEDICAL CARE

Protocol outcome 1: Quality of life at longest follow up available

- Actual outcome for adults; severity mixed or unclear: SF-36 mental component summary at 1 year; Group 1: mean 39.1 (SD 10.6); n=58, Group 2: mean 40.5 (SD 8.8); n=59; SF-36 0-100 Top=High is good outcome; Comments: Baseline scores, mean (SD): intervention group 37.7 (9.9); control group 39.3 (10.9). MCS scores calculated using oblique scores, based on Norwegian reference data.

Risk of bias: All domain - High, Selection - Low, Blinding - High, Incomplete outcome data - Low, Outcome reporting - Low, Measurement - Low, Crossover - Low, Subgroups - Low, Other 1 - Low, Comments - Imputation used when less than 50% of values on subscale were missing - only 0.002% of values were imputed; Indirectness of outcome: No indirectness, Comments: NA; Baseline details: Comparable for age, time since diagnosis, baseline scores, and a number of other factors. More females in intervention group but still the majority in both groups (94% vs 81%); Blinding details: Subjective patient assessed outcome; Group 1 Number missing: 14, Reason: n=2 did not accept participation due to ill-health; lost to follow-up – n=1 due to ill-health, n=1 moved to another town, n=10 refused the evaluations; Group 2 Number missing: 14, Reason: Did not accept participation - n=1 due to ill-health, n=1 not accepting randomisation; n=5 unknown reasons; lost to follow-up - n=1 due to ill-health, n=6 refused the evaluations

- Actual outcome for adults; severity mixed or unclear: SF-36 physical component summary at 1 year; Group 1: mean 24.7 (SD 8); n=58, Group 2: mean 24.2 (SD 8.5); n=59; SF-36 0-100 Top=High is good outcome; Comments: Baseline scores, mean (SD): intervention group 24.9 (7.0); control group 24.0 (7.0) PCS scores calculated using oblique scores, based on Norwegian reference data.

Risk of bias: All domain - High, Selection - Low, Blinding - High, Incomplete outcome data - Low, Outcome reporting - Low, Measurement - Low, Crossover - Low, Subgroups - Low, Other 1 - Low, Comments - Imputation used when less than 50% of values on subscale were missing - only 0.002% of values were imputed; Indirectness of outcome: No indirectness, Comments: NA; Baseline details: Comparable for age, time since diagnosis, baseline scores, and a number of other factors. More females in intervention group but still the majority in both groups (94% vs 81%); Blinding details: Subjective patient assessed outcome; Group 1 Number missing: 14, Reason: n=2 did not accept participation due to ill-health; lost to follow-up – n=1 due to ill-health, n=1 moved to another town, n=10 refused the evaluations; Group 2 Number missing: 14, Reason: Did not accept participation - n=1 due to ill-health, n=1 not accepting randomisation; n=5 unknown reasons; lost to follow-up - n=1 due to ill-health, n=6 refused the evaluations

Protocol outcome 2: Fatigue at longest follow up available

- Actual outcome for adults; severity mixed or unclear: Fatigue severity scale at 1 year; Group 1: mean 56.4 (SD 6.9); n=59, Group 2: mean 57.1 (SD 6.7); n=59; Fatigue severity scale 9-63 Top=High is poor outcome; Comments: Baseline scores, mean (SD): intervention group 56.0 (5.9); control group 58.3 (3.9)

Risk of bias: All domain - High, Selection - Low, Blinding - High, Incomplete outcome data - Low, Outcome reporting - Low, Measurement - Low, Crossover - Low, Subgroups - Low, Other 1 - Low, Comments - Imputation used when less than 50% of values on subscale were missing - only 0.002% of values were imputed; Indirectness of outcome: No indirectness, Comments: NA; Baseline details: Comparable for age, time since diagnosis, baseline scores, and a number of other factors. More females in intervention group but still the majority in both groups (94% vs 81%); Blinding details: Subjective patient assessed outcome; Group 1 Number missing: 14, Reason: n=2 did not accept participation due to ill-health; lost to follow-up – n=1 due to ill-health, n=1 moved to another town, n=10 refused the evaluations; Group 2 Number missing: 14, Reason: Did not accept participation - n=1 due to ill-health, n=1 not accepting randomisation; n=5 unknown reasons; lost to follow-up - n=1 due to ill-health, n=6 refused the evaluations

Protocol outcomes not reported by the study

Mortality at longest follow up available; General symptom scales longest follow up available; Cognitive function at longest follow up available; Psychological status at longest follow up available; Pain at longest follow up available; Sleep quality at longest follow up available; Adverse events at longest follow up available; Activity levels at longest follow up available; Return to school or work at longest follow up available; Exercise performance measure at longest follow up available

Study (subsidiary papers)	Powell 2001 ⁵⁹⁶
Study type	RCT (Patient randomised; Parallel)
Number of studies (number of participants)	1 (n=148)
Countries and setting	Conducted in United Kingdom; Setting: secondary care
Line of therapy	Unclear
Duration of study	Follow up (post intervention): 12 months
Method of assessment of guideline condition	Adequate method of assessment/diagnosis: All patients were assessed by a consultant physician to confirm the diagnosis
Stratum	Age and severity mixed or unclear (mean age and SD suggest majority were adults)
Subgroup analysis within study	Not applicable
Inclusion criteria	Patients aged 15-55 who fulfilled the Oxford criteria for chronic fatigue syndrome and scored <25 on the physical functioning subscale of the SF-36 questionnaire (range 10 to 30, where 10 indicates maximum physical limitation in self-care and 30 indicates ability to do vigorous sports).
Exclusion criteria	having further physical investigations or taking other treatments including antidepressants (unless the same dose had been taken for at least three months without improvement); had a psychotic illness, somatisation disorder, eating disorder, or history of substance misuse; or were confined to a wheelchair or bed
Recruitment/selection of patients	Consecutive patients referred to chronic fatigue clinic at The Royal initially recruited from consecutive referrals to a dedicated chronic fatigue clinic at the Royal Liverpool University Hospital; because the clinic closed, recruitment continued from an infectious diseases outpatient clinic at University Hospital Aintree.

Age, gender and ethnicity	Age - Mean (SD): intervention group: 32.98 (10.34); control group: 36.82 (10.51). Gender (M:F): 32/116. Ethnicity: not specified
Further population details	-
Extra comments	There is a number of patients reported not to have a definitive diagnosis by a GP on admission to the trial (n=13/34 for the control group; n=42/114). Patients were randomised into four groups (three intervention groups and one control group); the graded exercise program for the intervention groups was the same, the only difference being in whether or not patients also received telephone contacts or face to face treatment sessions; thus data across the three intervention groups have been combined and reported as one intervention group vs control group
Indirectness of population	Serious indirectness: Oxford criteria used; PEM is not a compulsory feature.
Interventions	(n=114) Intervention 1: Exercise interventions - GET. All patients had received a medical assessment followed by evidence-based explanations of symptoms that encouraged graded activity. Explanation of symptoms focused on circadian dysrhythmia, physical deconditioning and sleep abnormalities. A graded exercise program was designed in collaboration with each patient and tailored to his or her functional abilities. Once patients were successfully engaged in treatment, the role of predisposing and perpetuating psychosocial factors was discussed. Treatment was supported by an educational information pack that reiterated the verbal explanations. Patients were advised they would be sent questionnaires for assessment at three, six, and 12 months. Patients received two face to face sessions totalling three hours in which symptoms were explained and the graded exercise programme was designed (minimum intervention group, n=37); In addition to the minimum intervention patients (n=39) received seven planned telephone contacts, each about 30 minutes over three months, during which explanations for symptoms and the treatment rationale were reiterated and problems associated with graded exercise were discussed with the use of motivational interviewing techniques (telephone intervention) or in addition to the minimum intervention, patients (n=38) received seven one hour face to face treatment sessions over three months (maximum intervention), which had the same function as the telephone sessions in the telephone intervention group. . Duration 12 months. Concurrent medication/care: not specified. Indirectness: No indirectness Further details: 1. type of intervention: not stated/unclear Comments: Patients were randomised into four groups (three intervention groups and one control group);

the graded exercise program for the intervention groups was the same and the intervention groups differed in the method and number of treatment sessions, particularly in whether or not patients also received telephone contacts or face to face treatment sessions; thus data across the three intervention groups have been combined and reported as one intervention group vs control group

(n=34) Intervention 2: usual care - standard medical care. patients received standardised medical care. This comprised a medical assessment, advice and an information booklet that encouraged graded activity and positive thinking but gave no explanations to for the symptoms. Patients were advised they would be sent questionnaires to assess their progress at three, six and 12 months and discharged back to primary care. Duration 12 months. Concurrent medication/care: not specified. Indirectness: Serious indirectness; Indirectness comment: included element of the intervention in that graded activity was encouraged
Further details: 1. type of intervention: not stated/unclear

Funding	Other (Lindbury Trust)
---------	------------------------

RESULTS (NUMBERS ANALYSED) AND RISK OF BIAS FOR COMPARISON: GET versus CONTROL

Protocol outcome 1: Fatigue at longest follow up available

- Actual outcome for Severity and age mixed or unclear: Fatigue at 12 months; Chalder fatigue scale: Group 1: mean 3.27 (SD 4.21); n=114, Group 2: mean 10.1 (SD 2.08); n=34; Comments: scores > 3 indicate excessive fatigue; GET group scores combined from three intervention groups; All SDs calculated since 95% CIs were reported

Risk of bias: All domain - High, Selection - Low, Blinding - High, Incomplete outcome data - High, Outcome reporting - Low, Measurement - Low, Crossover - Low; Indirectness of outcome: No indirectness; Baseline details: Randomisation was stratified for scores on the hospital anxiety and depression scale, using cut off of 11 to indicate clinical depression; Group 1 Number missing: 19, Reason: dropped out due to: medical reasons (n=8); psychiatric reasons (n=7); no reason given (n=4), emigration (n=1), dissatisfaction with treatment (n=1); Group 2 Number missing: 2, Reason: dropped out; reason not stated

Protocol outcome 2: Physical functioning at longest follow up available

- Actual outcome for Severity and age mixed or unclear: Physical functioning at 12 months; SF-36 physical functioning: Group 1: mean 24.74 (SD 5.09); n=114, Group 2: mean 16.9 (SD 4.46); n=34; Comments: 10 indicates maximum physical limitation in self-care; 30 indicates ability to do vigorous sports; GET group scores combined from three intervention groups; All SDs calculated since 95% CIs were reported

Risk of bias: All domain - High, Selection - Low, Blinding - High, Incomplete outcome data - High, Outcome reporting - Low, Measurement - Low, Crossover - Low; Indirectness of outcome: No indirectness; Baseline details: Randomisation was stratified for scores on the hospital anxiety and depression scale,

using cut off of 11 to indicate clinical depression; Group 1 Number missing: 19, Reason: dropped out due to: medical reasons (n=8); psychiatric reasons (n=7); no reason given (n=4), emigration (n=1), dissatisfaction with treatment (n=1); Group 2 Number missing: 2, Reason: dropped out; reason not stated

Protocol outcome 3: Psychological status at longest follow up available

- Actual outcome for Severity and age mixed or unclear: HADS Depression at 12 months; Group 1: mean 4.36 (SD 4); n=114, Group 2: mean 10.1 (SD 4.76); n=34

Risk of bias: All domain - High, Selection - Low, Blinding - High, Incomplete outcome data - High, Outcome reporting - Low, Measurement - Low, Crossover - Low; Indirectness of outcome: No indirectness; Baseline details: Randomisation was stratified for scores on the hospital anxiety and depression scale, using cut off of 11 to indicate clinical depression; Group 1 Number missing: 19, Reason: dropped out due to: medical reasons (n=8); psychiatric reasons (n=7); no reason given (n=4), emigration (n=1), dissatisfaction with treatment (n=1); Group 2 Number missing: 2, Reason: dropped out; reason not stated
- Actual outcome for Severity and age mixed or unclear: HADS Anxiety at 12 months; Group 1: mean 7.11 (SD 4.41); n=114, Group 2: mean 10.1 (SD 4.76); n=34; HAD 0-21, score >10 indicates anxiety Top=High is poor outcome

Risk of bias: All domain - High, Selection - Low, Blinding - High, Incomplete outcome data - High, Outcome reporting - Low, Measurement - Low, Crossover - Low; Indirectness of outcome: No indirectness; Baseline details: Randomisation was stratified for scores on the hospital anxiety and depression scale, using cut off of 11 to indicate clinical depression; Group 1 Number missing: 19, Reason: dropped out due to: medical reasons (n=8); psychiatric reasons (n=7); no reason given (n=4), emigration (n=1), dissatisfaction with treatment (n=1); Group 2 Number missing: 2, Reason: dropped out; reason not stated

Protocol outcome 4: Sleep quality at longest follow up available

- Actual outcome for Severity and age mixed or unclear: Jenkins Sleep problems questionnaire at 12 months; Group 1: mean 7.48 (SD 5.21); n=114, Group 2: mean 11.5 (SD 5.65); n=34

Risk of bias: All domain - High, Selection - Low, Blinding - High, Incomplete outcome data - High, Outcome reporting - Low, Measurement - Low, Crossover - Low; Indirectness of outcome: No indirectness; Baseline details: Randomisation was stratified for scores on the hospital anxiety and depression scale, using cut off of 11 to indicate clinical depression; Group 1 Number missing: 19, Reason: dropped out due to: medical reasons (n=8); psychiatric reasons (n=7); no reason given (n=4), emigration (n=1), dissatisfaction with treatment (n=1); Group 2 Number missing: 2, Reason: dropped out; reason not stated

Protocol outcomes not reported by the study

Quality of life at longest follow up available; Mortality at longest follow up available; General symptom scales longest follow up available; Cognitive function at longest follow up available; Pain at longest follow up available; Adverse events at longest follow up available; Activity levels at longest follow up available; Return to school or work at longest follow up available; Exercise performance measure at longest follow up available

Study	Ridsdale 2001 ⁵²⁶
Study type	RCT (Patient randomised; Parallel)
Number of studies (number of participants)	(n=45)
Countries and setting	Conducted in United Kingdom; Setting: 10 general practices.
Line of therapy	Unclear
Duration of study	Intervention + follow up: 6 months
Method of assessment of guideline condition	Adequate method of assessment/diagnosis: Participants were assessed at baseline for ME/CFS using CDC 1994 criteria. Prior to study entry all participants were required to have had blood tests performed by a doctor, and a doctors assessment of physical health problems to ensure they were not the cause of fatigue.
Stratum	Severity and age mixed or unclear: Inclusion criteria age 16-75, though mean age (SD) which suggest the majority of participants were adults.
Subgroup analysis within study	Not applicable: NA
Inclusion criteria	Aged 16-75 years old; complains of fatigue as a main or important problem; 3 months' duration or more of fatigue symptoms; doctor performed a CBC, ESR, and thyroid function tests on entry or in the previous 6 months, and the results were normal; may have concurrent physical problems but, in the doctor's judgement, they have not caused the fatigue symptoms; no recent change in drug regimen.
Exclusion criteria	Score of <4 on fatigue questionnaire (bi-modal scoring); psychotic illness; patient unable to read English; learning difficulty precludes completion of questionnaires; current treatment from a psychiatrist, psychologist, community psychiatric nurse, or

Recruitment/selection of patients	counsellor; patient unable to attend the doctors' premises for therapy sessions. Doctors were asked to recruit all patients who were suitable for the study.
Age, gender and ethnicity	Age - Mean (SD): counselling 37.7 (13.0) years; CBT 41.2 (13.9). Gender (M:F): 43:117. Ethnicity: Unclear
Further population details	-
Extra comments	Mean (SD): duration of fatigue (months) - 38.2 (40.8), history of anxiety or depression - 58%. Baseline population characteristics and inclusion criteria are for entire study population which includes patients without ME/CFS. Results for participants meeting CDC 1994 criteria for ME/CFS are reported separately - all patients were assessed at baseline to see if they conformed to these criteria, however the analysis of results in this subgroup is reported to be post-hoc.
Indirectness of population	Serious indirectness: CDC 1994 criteria used; PEM is not a compulsory feature.
Interventions	(n=20) Intervention 1: Psychological and behavioural interventions - CBT. Six sessions of up to one hour led by qualified CBT therapists with experience in primary care and supervised by the study authors. All therapists used the first session for assessment and engagement. CBT included providing a treatment rationale, activity planning, homework, establishing a sleep routine and other cognitive interventions. It was based on a model of understanding fatigue that makes a distinction between precipitating and perpetuating factors. Perpetuating factors were the focus of the intervention. The four main areas focused on were: the fatigue was managed by insuring that levels of activity and rest were both consistent and realistic given the patient's responsibilities; sleep disturbance was addressed using conventional methods; negative beliefs regarding the symptom of fatigue, self-expectations or self-esteem were identified and patients were encouraged to challenge them in the conventional way; specific lifestyle changes

	<p>were encouraged if deemed appropriate. A clear rationale for treatment was provided after a thorough assessment and relapse prevention was addressed in the last two sessions. Duration 3 months. Concurrent medication/care: those receiving treatment from a psychiatrist, psychologist, community psychiatric nurse, or counsellor were excluded. Indirectness: No indirectness; Indirectness comment: NA Further details: 1. type of intervention: Not stated / Unclear (intervention specific to CFS but unclear whether therapists were specialised in CFS).</p> <p>(n=25) Intervention 2: Psychological and behavioural interventions - counselling. Six sessions of up to one hour led by qualified counsellors with experience in primary care and supervised by the study authors. All therapists used the first session for assessment and engagement. The manual that was used in this trial was originally devised for a trial of counselling for patients with depression and mixed anxiety and depression in primary care. This model of counselling is non-directive and client-centred; it offers the patient an opportunity to talk through their concerns and difficulties in a non-judgmental and supportive environment. The aim of such counselling is to help patients to understand themselves better, to suggest alternative understandings, to uncover the links between current distress and past experience, and to provide the conditions for growth and healing. Duration 3 months. Concurrent medication/care: those receiving treatment from a psychiatrist, psychologist, community psychiatric nurse, or counsellor were excluded. Indirectness: No indirectness; Indirectness comment: NA Further details: 1. type of intervention: other interventions (manual was originally devised for a trial of counselling for patients with depression and mixed anxiety and depression).</p>
Funding	Other (Wellcome Trust (politically and financially independent foundation))
RESULTS (NUMBERS ANALYSED) AND RISK OF BIAS FOR COMPARISON: CBT versus COUNSELLING	
Protocol outcome 1: Fatigue at longest follow up available	

- Actual outcome for Severity and age mixed or unclear: Chalder fatigue scale at 6 months ; Group 1: mean 20.8 (SD 9.7); n=17, Group 2: mean 18.6 (SD 8.4); n=20; Chalder fatigue scale 0-33 Top=High is poor outcome; Comments: Baseline values not reported
Risk of bias: All domain - Very high, Selection - High, Blinding - High, Incomplete outcome data - Low, Outcome reporting - Low, Measurement - Low, Crossover - Low; Indirectness of outcome: No indirectness, Comments: NA; Baseline details: Baseline details reported for entire study sample, not separately for those meeting the CDC criteria ; Group 1 Number missing: 3, Reason: unclear; reasons reported for entire study population; Group 2 Number missing: 5, Reason: unclear; reasons reported for entire study population

Protocol outcome 2: Psychological status at longest follow up available

- Actual outcome for Severity and age mixed or unclear: Hospital anxiety and depression scale - Anxiety at 6 months ; Group 1: mean 11.4 (SD 3.8); n=17, Group 2: mean 9.6 (SD 5); n=20; HADS anxiety 0-21 Top=High is poor outcome; Comments: Baseline values not reported
Risk of bias: All domain - Very high, Selection - High, Blinding - High, Incomplete outcome data - Low, Outcome reporting - Low, Measurement - Low, Crossover - Low; Indirectness of outcome: No indirectness, Comments: NA; Baseline details: Baseline details reported for entire study sample, not separately for those meeting the CDC criteria ; Group 1 Number missing: 3, Reason: unclear; reasons reported for entire study population; Group 2 Number missing: 5, Reason: unclear; reasons reported for entire study population

- Actual outcome for Severity and age mixed or unclear: Hospital anxiety and depression scale - Depression at 6 months ; Group 1: mean 10.1 (SD 4.2); n=17, Group 2: mean 7.6 (SD 4.2); n=20; HADS depression 0-21 Top=High is poor outcome; Comments: Baseline values not reported
Risk of bias: All domain - Very high, Selection - High, Blinding - High, Incomplete outcome data - Low, Outcome reporting - Low, Measurement - Low, Crossover - Low; Indirectness of outcome: No indirectness, Comments: NA; Baseline details: Baseline details reported for entire study sample, not separately for those meeting the CDC criteria ; Group 1 Number missing: 3, Reason: unclear; reasons reported for entire study population; Group 2 Number missing: 5, Reason: unclear; reasons reported for entire study population

Protocol outcomes not reported by the study

Quality of life at longest follow up available; General symptom scales at longest follow up available; Mortality at longest follow up available; Physical functioning at longest follow up available; Cognitive function at longest follow up available; Pain at longest follow up available; Sleep quality at longest follow up available; Adverse events at longest follow up available; Activity levels at longest follow up available; Return to school or work at longest follow up available; Exercise performance measure at longest follow up available

Study

Ridsdale 2004⁶²⁵

Study type	RCT (Patient randomised; Parallel)
Number of studies (number of participants)	1 (n=123)
Countries and setting	Conducted in United Kingdom; Setting: 22 general practices in London and South East England
Line of therapy	Not applicable
Duration of study	Intervention + follow up: 8 months
Method of assessment of guideline condition	Adequate method of assessment/diagnosis: Chronic fatigue syndrome (CFS) status was determined, using the CDC criteria (Fukuda et al. 1994)
Stratum	Severity and age mixed or unclear: age 16-75 years but mean (SD) suggests adults
Subgroup analysis within study	Not applicable: NA
Inclusion criteria	for entire study sample: aged 16 to 75 years; complains of fatigue as a main or important problem; duration of fatigue symptoms for ≥ 3 months; no recent change in drug regimen; normal full blood count, erythrocyte sedimentation rate and thyroid function test on entry or in the previous 6 months
Exclusion criteria	for entire study sample: patient unable to read English; concurrent physical problems, which in the judgement of the doctor have caused the fatigue symptoms; patient has asthma and/or ischaemic heart disease that would contraindicate a physical step-test; psychotic illness, organic brain syndrome, or substance dependency; current treatment from a psychiatrist, psychologist, community psychiatric nurse, physiotherapist, or exercise therapist.
Recruitment/selection of patients	from GP practices

Age, gender and ethnicity	Age - Mean (SD): for entire study sample: CBT 40 (12.3), GET 40 (10.8) years. Gender (M:F): entire study sample: 39/84. Ethnicity: not reported
Further population details	-
Extra comments	36 participants met CDC criteria at baseline.
Indirectness of population	Serious indirectness: CDC criteria; PEM not a compulsory feature
Interventions	<p>(n=15) Intervention 1: Psychological and behavioural interventions - CBT. 6 x 45-min sessions over 12 weeks, with the first session used to assess and engage with the patient by cognitive behavioural therapists. After an assessment, a rationale for treatment is provided. The treatment involves activity planning, homework, establishing a sleep routine and other cognitive interventions (Chalder et al. 1999). It is based on a model that distinguishes between precipitating and perpetuating factors, with the perpetuating factors becoming the focus of the intervention. The treatment ensures levels of activity and rest are both consistent and realistic given the patients' responsibilities. Sleep disturbance and negative beliefs regarding the symptom of fatigue, self-expectations or self-esteem are identified and patients are encouraged to challenge them in the conventional way. Specific lifestyle changes are encouraged if deemed appropriate and relapse prevention is addressed in the last two sessions. Duration 12 weeks. Concurrent medication/care: those receiving current treatment from a psychiatrist, psychologist, community psychiatric nurse, physiotherapist, or exercise therapist were excluded. Indirectness: No indirectness; Indirectness comment: NA</p> <p>Further details: 1. type of intervention: Not stated / Unclear (CBT specific for CFS but unclear whether therapists are specialised in CFS).</p> <p>(n=21) Intervention 2: Exercise interventions - GET. 6 x 45-min sessions over 12 weeks, with the first session used to assess and engage with the patient by physiotherapists. Based on the principles of exercise prescription devised by the American College of Sports Medicine (American College</p>

of Sports Medicine, 2000), adapted to each patient’s current physical capacity. It was developed from a GET protocol designed for patients with chronic fatigue syndrome in a specialist context (Fulcher & White, 1998). GET is structured and supervised activity management that aims for a gradual but progressive increase in aerobic activities, usually walking. Home exercise is programmed, with initial sessions lasting between 5 and 15 min at an intensity of 50% of the age-related estimated maximum heart rate. Patients are advised not to exceed the recommended exercise duration or intensity. Duration 12 weeks. Concurrent medication/care: those receiving current treatment from a psychiatrist, psychologist, community psychiatric nurse, physiotherapist, or exercise therapist were excluded. Indirectness: No indirectness; Indirectness comment: NA
Further details: 1. type of intervention: Not stated / Unclear (design for CFS but unclear whether physiotherapists were specialised in CFS).

Funding

Other (Linbury Trust)

RESULTS (NUMBERS ANALYSED) AND RISK OF BIAS FOR COMPARISON: CBT versus GET

Protocol outcome 1: Fatigue at longest follow up available

- Actual outcome for Severity and age mixed or unclear: Chalder fatigue scale at average 3 and 8 month follow up scores ; Group 1: mean 17.56 (SD 6.78); n=15, Group 2: mean 20.02 (SD 7.9); n=21; Chalder fatigue scale 0-33 Top=High is poor outcome; Comments: baseline values (CFS group overall): 28.24 (4.54)

Risk of bias: All domain - Very high, Selection - High, Blinding - High, Incomplete outcome data - High, Outcome reporting - Low, Measurement - Low, Crossover - Low; Indirectness of outcome: No indirectness, Comments: NA; Baseline details: baseline details not reported separately for CFS group (entire study sample only); Group 1 Number missing: ; Group 2 Number missing:

Protocol outcomes not reported by the study

Quality of life at longest follow up available; General symptom scales at longest follow up available; Mortality at longest follow up available; Physical functioning at longest follow up available; Cognitive function at longest follow up available; Psychological status at longest follow up available; Pain at longest follow up

available; Sleep quality at longest follow up available; Adverse events at longest follow up available; activity levels at longest follow up available; Return to school or work at longest follow up available; Exercise performance measure at longest follow up available

Study	Rimes 2013 ⁶³⁰
Study type	RCT (Patient randomised; Parallel)
Number of studies (number of participants)	(n=37)
Countries and setting	Conducted in United Kingdom; Setting: Specialist NHS CFS unit
Line of therapy	Unclear
Duration of study	Intervention + follow up: 8 months (2 months intervention + 6 months follow-up)
Method of assessment of guideline condition	Adequate method of assessment/diagnosis: Diagnosed as having CFS according to Fukuda 1994 or Oxford criteria at initial assessments.
Stratum	adults; severity mixed or unclear: Adults; score of ≥ 4 on Chalder fatigue scale (bimodal scoring), no further info on severity
Subgroup analysis within study	Not applicable: NA
Inclusion criteria	Adults; completed CBT program at a NHS CFS unit in the previous year; diagnosed as having CFS according to Fukuda 1994 and Oxford criteria at initial assessment; score of ≥ 4 on Chalder fatigue scale (bimodal scoring)
Exclusion criteria	Deemed to be unsuitable for group intervention; current major depression (stable dose antidepressant allowed if not currently meeting diagnostic criteria for major depression)
Recruitment/selection of patients	Participants were recruited from a specialist NHS CFS unit
Age, gender and ethnicity	Age - Mean (SD): MBCT 41.4 (10.9) years; control 45.2 (9.4). Gender (M:F): 6/29. Ethnicity: MBCT/control (%): white UK 93.8/63.2; white other 6.2/26.3; black African 0/5.3; other 0/5.3
Further population details	All participants had already completed a CBT program at a specialist NHS CFS unit.

Extra comments	Other baseline characteristics, MBCT/control: in paid employment n=7/8; higher educational qualification n=13/12; duration of CFS symptoms in years, mean (SD) 8.5 (4.4)/6.1 (4.8); antidepressant medication n=5/5
Indirectness of population	Serious indirectness: 1994 CDC/Oxford criteria used; PEM is not a compulsory feature.
Interventions	<p>(n=18) Intervention 1: Psychological and behavioural interventions - mindfulness. Mindfulness based cognitive course (MBCT), consisting of an introductory session, followed by 8 weekly sessions lasting 2.25hrs each. Followed Segal et al 2002 MBCT manual. Classes included mindfulness meditation practices which were also undertaken at home, usually with the support of CDs. In each class patients could talk about their experiences with mindfulness practice, issues and how to deal with them. Each class was organised around a theme that was explored through group inquiry and mindfulness practice. Programme adapted so that psycho-educative and cognitive components were consistent with a cognitive-behavioural model of CFS rather than depression. Intervention aimed at helping participants to become more aware of and relate differently to their thoughts, feelings, bodily sensation and self, including development of metacognitive awareness and a more accepting, non-judgmental compassionate attitude. Intended to help individuals disengage from unhelpful cognitive and behavioural reactions that may be maintaining symptoms/impairment/distress, and to develop new ways of coping. Participants were offered a 2 month follow-up class. Classes led by 2 clinical psychologists. Duration 2 months. Concurrent medication/care: antidepressant medication use n=5. Indirectness: No indirectness; Indirectness comment: NA Further details: 1. type of intervention: Not stated / Unclear (Classes led by 2 clinical psychologists who met requirements of the Good Practice Guidance for Teaching Mindfulness-based Courses, and were supervised separately by experienced mindfulness instructors. Intervention took place at specialist CFS unit, but it is not clear if instructors were experienced CFS practitioners).</p> <p>(n=19) Intervention 2: no treatment. Participants in the wait-list control group were informed that their own MBCT group will start at the 2 month follow-up (4 months from start of study). Duration 2 months. Concurrent medication/care: antidepressant medication use n=5. Indirectness: No indirectness; Indirectness comment: NA Further details: 1. type of intervention: Not applicable</p>

Funding	Academic or government funding (UK Department of Health - National Institute for Health Research Biomedical Research Centre and Maudsley NHS Foundation Trust and the Institute of Psychiatry, King's College London)
<p>RESULTS (NUMBERS ANALYSED) AND RISK OF BIAS FOR COMPARISON: MINDFULNESS BASED COGNITIVE COURSE (MBCT) versus WAIT-LIST CONTROL</p> <p>Protocol outcome 1: Fatigue at longest follow up available - Actual outcome for adults; severity mixed or unclear: Chalder fatigue scale - total score at 4 months (2 months post-treatment); Group 1: mean 21.3 (SD 6.2); n=15, Group 2: mean 25 (SD 6.1); n=19; Chalder fatigue scale 11-item 0-33 Top=High is poor outcome; Comments: Baseline scores, mean (SD): MBCT 25.4 (5.1); control 23.4 (3.9) Risk of bias: All domain - High, Selection - Low, Blinding - High, Incomplete outcome data - Low, Outcome reporting - Low, Measurement - Low, Crossover - Low, Subgroups - Low, Other 1 - Low, Comments - ; Indirectness of outcome: No indirectness, Comments: NA; Baseline details: Comparable for age, gender, ethnicity, employment status, education, duration of CFS symptoms, antidepressant use, and baseline scores. ; Blinding details: Subjective patient reported outcome; Group 1 Number missing: 3, Reason: n=1 did not receive intervention (withdrew due to family illness), n=1 withdrew after 1 session (did not like group nature of intervention), n=1 unclear; Group 2 Number missing: 0, Reason: NA</p> <p>Protocol outcome 2: Physical functioning at longest follow up available - Actual outcome for adults; severity mixed or unclear: Physical functioning-10 scale (PF-10) at 4 months (2 months post-treatment); Group 1: mean 65.6 (SD 26.3); n=16, Group 2: mean 55.9 (SD 23.3); n=19; Physical functioning scale (PF-10) 0-100 Top=High is good outcome; Comments: Baseline scores, mean (SD): MBCT 61.6 (22.7); control 55.5 (23.6) Risk of bias: All domain - High, Selection - Low, Blinding - High, Incomplete outcome data - Low, Outcome reporting - Low, Measurement - Low, Crossover - Low, Subgroups - Low, Other 1 - Low, Comments - ; Indirectness of outcome: No indirectness, Comments: NA; Baseline details: Comparable for age, gender, ethnicity, employment status, education, duration of CFS symptoms, antidepressant use, and baseline scores. ; Blinding details: Subjective patient reported outcome; Group 1 Number missing: 2, Reason: n=1 did not receive intervention (withdrew due to family illness), n=1 withdrew after 1 session (did not like group nature of intervention); Group 2 Number missing: 0, Reason: NA</p> <p>Protocol outcome 3: Psychological status at longest follow up available - Actual outcome for adults; severity mixed or unclear: Hospital anxiety and depression scale - depression subscale at 4 months (2 months post-treatment); Group 1: mean 5.6 (SD 2.9); n=16, Group 2: mean 7.7 (SD 4.6); n=19; Hospital anxiety and depression scale 0-21 Top=High is poor outcome; Comments: Baseline scores, mean (SD): MBCT 6.6 (4.4); control 7.9 (4.6) Risk of bias: All domain - High, Selection - Low, Blinding - High, Incomplete outcome data - Low, Outcome reporting - Low, Measurement - Low, Crossover - Low, Subgroups - Low, Other 1 - Low, Comments - ; Indirectness of outcome: No indirectness, Comments: NA; Baseline details: Comparable for age,</p>	

gender, ethnicity, employment status, education, duration of CFS symptoms, antidepressant use, and baseline scores. ; Blinding details: Subjective patient reported outcome; Group 1 Number missing: 2, Reason: n=1 did not receive intervention (withdrew due to family illness), n=1 withdrew after 1 session (did not like group nature of intervention); Group 2 Number missing: 0, Reason: NA

- Actual outcome for adults; severity mixed or unclear: Hospital anxiety and depression scale - anxiety subscale at 4 months (2 months post-treatment); Group 1: mean 7.8 (SD 3.6); n=16, Group 2: mean 8.9 (SD 5.2); n=19; Hospital anxiety and depression scale 0-21 Top=High is poor outcome; Comments: Baseline scores, mean (SD): MBCT 8.1 (4.7); control 8.3 (5.0)

Risk of bias: All domain - High, Selection - Low, Blinding - High, Incomplete outcome data - Low, Outcome reporting - Low, Measurement - Low, Crossover - Low, Subgroups - Low, Other 1 - Low, Comments - ; Indirectness of outcome: No indirectness, Comments: NA; Baseline details: Comparable for age, gender, ethnicity, employment status, education, duration of CFS symptoms, antidepressant use, and baseline scores. ; Blinding details: Subjective patient reported outcome; Group 1 Number missing: 2, Reason: n=1 did not receive intervention (withdrew due to family illness), n=1 withdrew after 1 session (did not like group nature of intervention); Group 2 Number missing: 0, Reason: NA

Protocol outcome 4: Adverse events at longest follow up available

- Actual outcome for adults; severity mixed or unclear: Substantive adverse events at Unclear; Group 1: 0/18, Group 2: 0/19

Risk of bias: All domain - High, Selection - Low, Blinding - Low, Incomplete outcome data - Low, Outcome reporting - Low, Measurement - High, Crossover - Low, Subgroups - Low, Other 1 - Low, Comments - Authors reported no 'substantive' adverse events. Not further defined. Number of participants included/time point measured not clear. ; Indirectness of outcome: No indirectness, Comments: NA; Baseline details: Comparable for age, gender, ethnicity, employment status, education, duration of CFS symptoms, antidepressant use, and baseline scores. ; Blinding details: Blinding should not affect objective outcome; Group 1 Number missing: , Reason: n=1 did not receive intervention (withdrew due to family illness), n=1 withdrew after 1 session (did not like group nature of intervention); Group 2 Number missing: , Reason: No dropouts

Protocol outcome 5: Return to school or work at longest follow up available

- Actual outcome for adults; severity mixed or unclear: Work and social adjustment scale at 4 months (2 months post-treatment); Group 1: mean 20 (SD 10.4); n=16, Group 2: mean 25.8 (SD 6.7); n=19; Work and social adjustment scale 0-40 Top=High is poor outcome; Comments: Baseline scores, mean (SD): MBCT 23.4 (9.1); wait-list 24.7 (8.0)

Risk of bias: All domain - High, Selection - Low, Blinding - High, Incomplete outcome data - Low, Outcome reporting - Low, Measurement - Low, Crossover - Low, Subgroups - Low, Other 1 - Low, Comments - ; Indirectness of outcome: No indirectness, Comments: NA; Baseline details: Comparable for age, gender, ethnicity, employment status, education, duration of CFS symptoms, antidepressant use, and baseline scores. ; Blinding details: Subjective patient reported outcome; Group 1 Number missing: 2, Reason: n=1 did not receive intervention (withdrew due to family illness), n=1 withdrew after 1 session (did not like group nature of intervention); Group 2 Number missing: 0, Reason: NA

Protocol outcomes not reported by the study	Quality of life at longest follow up available; Mortality at longest follow up available; General symptom scales at longest follow up available; Cognitive function at longest follow up available; Pain at longest follow up available; Sleep quality at longest follow up available; Activity levels at longest follow up available; Exercise performance measure at longest follow up available
---	--

Study	Sharpe, 1996 trial: Sharpe 1996⁶⁷³
Study type	RCT (Patient randomised; Parallel)
Number of studies (number of participants)	1 (n=60)
Countries and setting	Conducted in United Kingdom; Setting: Hospital infectious diseases outpatient clinic
Line of therapy	1st line
Duration of study	Follow up (post intervention): 12 months
Method of assessment of guideline condition	Adequate method of assessment/diagnosis: Had to meet Oxford criteria for CFS; full history and psychiatric diagnostic interview completed to determine eligibility for inclusion.
Stratum	adults; severity mixed or unclear
Subgroup analysis within study	Not applicable
Inclusion criteria	The inclusion criteria specified that patients had to meet the "Oxford" criteria for the chronic fatigue syndrome.' Specifically they had to have (a) a principal complaint of fatigue exacerbated by physical or mental activity, or both, of six months' duration; (b) impairment of daily activities (Karnofsky score < 80; see below); and (c) no clinically significant findings on physical examination or laboratory investigation (full blood count, C reactive protein concentration, biochemical measurements, and thyroxine and thyroid stimulating hormone concentrations).
Exclusion criteria	Patients were excluded if they (a) were currently receiving psychotherapy or antidepressant drugs (unless they had been taking the same dose for at least three months without improvement); (b) were unwilling to accept randomisation or were unavailable for follow up; (c) met criteria for severe depression (melancholia) or had a history of bipolar affective disorder, schizophrenia, or substance misuse; or (d) were at significant risk of suicide or in need of urgent psychiatric treatment.

Recruitment/selection of patients	consecutive
Age, gender and ethnicity	Age - Mean (SD): CBT 34 (9.1), standard medical care 38 (11.8) years. Gender (M:F): 19:41. Ethnicity: unclear
Further population details	-
Extra comments	CBT/SMC 34/38; married or cohabiting 63%/47%; education after 18 years 50%/73%; not working or studying 87%/50%; member of patient group 40%/43%; reported infection at onset 67%/73%; duration illness 17/20 months; disability on Karnofsky scale 71/72; major depressive disorder 20%/20%; any depressive disorder 53%/57%; any anxiety disorder 47%/50%; any anxiety or depression diagnosis 67%/67%; somatization disorder 10%/10%; percentage interference with activities 65%/64%; number of days in bed/week 3.3/1.6; 6 min walk distance 424m/435m; fatigue severity (out of 10) 7.8/7.9; HADS depression 6.7/6.8; HADS anxiety 6.3/8.4; belief that illness mainly physical 83%/73%; belief in avoidance of exercise 97%/83%.
Indirectness of population	Serious indirectness: Oxford criteria used; PEM is not a compulsory feature.
Interventions	<p>(n=30) Intervention 1: Psychological and behavioural interventions - CBT. Medical care plus cognitive behaviour therapy - in addition to the medical care outlined for the control group, patients given cognitive behaviour therapy were invited to attend 16 one hour individual treatment sessions over four months. The treatment had a cognitive emphasis and was tailored for patients with the chronic fatigue syndrome. It was administered by three experienced therapists. Therapy was codified in a manual and supervised by an experienced cognitive therapist. During treatment patients were encouraged to question a simple disease explanation of the illness and to consider the role of psychological and social factors. They were also invited to evaluate the effect of gradual and consistent increases in activity and to try strategies other than avoidance. Additional components of the treatment included strategies to reduce excessive perfectionism and self-criticism and an active problem-solving approach to interpersonal and occupational difficulties. Duration 4 months. Concurrent medication/care: None. Indirectness: No indirectness Further details: 1. type of intervention: tailored for patients with the chronic fatigue syndrome; unclear whether therapists were experienced/specialised in ME/CFS</p> <p>(n=30) Intervention 2: usual care - standard medical care. Medical care alone - Patients randomised to</p>

	<p>receive medical care alone were reassured that there was no evidence of serious organic disease, told that they had the chronic fatigue syndrome, and advised to increase their level of activity by as much as they felt able. No further specific explanation or advice was given. Patients were followed up by their general practitioners in the usual way. Duration 4 months. Concurrent medication/care: None. Indirectness: No indirectness</p> <p>Further details: 1. type of intervention: not applicable</p>
Funding	Academic or government funding (Wellcome Trust)
<p>RESULTS (NUMBERS ANALYSED) AND RISK OF BIAS FOR COMPARISON: CBT versus STANDARD MEDICAL CARE</p> <p>Protocol outcome 1: Psychological status at longest follow up available</p> <p>- Actual outcome for adults; severity mixed or unclear: HADS anxiety at 12 months; MD; -0.3 (95%CI -2.2 to 1.6, Comments: MD of change from baseline, so a negative score denotes benefit to CBT. The paper reports positive values for this variable (as they are just expressing the difference), but their data shows that the findings are actually negative.);</p> <p>Risk of bias: All domain - Very high, Selection - High, Blinding - High, Incomplete outcome data - Low, Outcome reporting - Low, Measurement - Low, Crossover - Low; Indirectness of outcome: No indirectness; Baseline details: Differed in age but comparable for outcomes and for most demographic variables; Group 1 Number missing;; Group 2 Number missing: 1 missing and last values carried forward, but unclear from which group</p> <p>- Actual outcome for adults; severity mixed or unclear: HADS depression at 12 months; MD; -2 (95%CI -4.1 to 0, Comments: MD of change from baseline, so a negative score denotes benefit to CBT. The paper reports positive values for this variable (as they are just expressing the difference), but their data shows that the findings are actually negative.);</p> <p>Risk of bias: All domain - Very high, Selection - High, Blinding - High, Incomplete outcome data - Low, Outcome reporting - Low, Measurement - Low, Crossover - Low; Indirectness of outcome: No indirectness; Baseline details: Differed in age but comparable for outcomes and for most demographic variables; Group 1 Number missing;; Group 2 Number missing: 1 missing and last values carried forward, but unclear from which group</p> <p>Protocol outcome 2: Activity levels at longest follow up available</p> <p>- Actual outcome for adults; severity mixed or unclear: Percentage interference with activities at 12 months; MD; -14 (95%CI -25 to -3, Comments: MD of change from baseline, so a negative score denotes benefit to CBT. The paper reports positive values for this variable (as they are just expressing the difference), but their data shows that the findings are actually negative.);</p> <p>Risk of bias: All domain - Very high, Selection - High, Blinding - High, Incomplete outcome data - Low, Outcome reporting - Low, Measurement - Low, Crossover - Low; Indirectness of outcome: No indirectness; Baseline details: Differed in age but comparable for outcomes and for most demographic variables; Group 1 Number missing;; Group 2 Number missing: 1 missing and last values carried forward, but unclear from which group</p>	

- Actual outcome for adults; severity mixed or unclear: Number of days in bed per week at 12 months; MD; -2.8 (95%CI -4 to -1.7, Comments: MD of change from baseline, so a negative score denotes benefit to CBT. The paper reports positive values for this variable (as they are just expressing the difference), but their data shows that the findings are actually negative.);
Risk of bias: All domain - Very high, Selection - High, Blinding - High, Incomplete outcome data - Low, Outcome reporting - Low, Measurement - Low, Crossover - Low; Indirectness of outcome: No indirectness; Baseline details: Differed in age but comparable for outcomes and for most demographic variables; Group 1 Number missing:; Group 2 Number missing: 1 missing and last values carried forward, but unclear from which group

Protocol outcome 3: Exercise performance measure at longest follow up available

- Actual outcome for adults; severity mixed or unclear: 6 min walk distance at 12 months; MD; 55 (95%CI 17 to 94, Comments: MD of change from baseline, so a positive score denotes benefit to CBT.);
Risk of bias: All domain - Very high, Selection - High, Blinding - High, Incomplete outcome data - Low, Outcome reporting - Low, Measurement - Low, Crossover - Low; Indirectness of outcome: No indirectness; Baseline details: Differed in age but comparable for outcomes and for most demographic variables; Group 1 Number missing: 3; Group 2 Number missing: 4

Protocol outcomes not reported by the study

Quality of life at longest follow up available; Mortality at longest follow up available; General symptom scales longest follow up available; Fatigue at longest follow up available; Physical functioning at longest follow up available; Cognitive function at longest follow up available; Pain at longest follow up available; Sleep quality at longest follow up available; Adverse events at longest follow up available; Return to school or work at longest follow up available

Study (subsidiary papers)	SMILE trial: Crawley 2018²⁰³ (Anon 2019⁵⁴⁴, Crawley 2013²⁰⁰)
Study type	RCT (Patient randomised; Parallel)
Number of studies (number of participants)	1 (n=100)
Countries and setting	Conducted in United Kingdom; Setting: not reported
Line of therapy	Unclear
Duration of study	Intervention + follow up: 12 months
Method of assessment of guideline condition	Adequate method of assessment/diagnosis: diagnosed with 'CFS/ME' after a thorough assessment which included screening for other disorders associated with fatigue
Stratum	Children and young people; moderate severity: 12-18 year olds; diagnosed with ME/CFS; those too severely affected to attend hospital appointments were excluded; allocation to trial arms in equal proportions using minimization by age 12-15 and 16-18 years
Subgroup analysis within study	Not applicable: NA
Inclusion criteria	Children with 'CFS/ME'; between 12 and 18 years old inclusive
Exclusion criteria	Too severely affected to attend hospital appointments (defined as children and young people that do not regularly leave their house); or if they or their parents have insufficient English to either understand the patient information sheet and consent form to take part in the LP or the research interviews
Recruitment/selection of patients	Participants recruited after clinical assessment by the Bath/Bristol paediatric 'CFS/ME' service, a large regional and national NHS specialist service
Age, gender and ethnicity	Age - Mean (SD): intervention 14.7 (1.4), control 14.5 (1.6) years. Gender (M:F): 24/76. Ethnicity: British

Further population details	-
Indirectness of population	No indirectness: NA
Interventions	<p>(n=51) Intervention 1: Psychological and behavioural interventions - Lightning process. Specialist medical care + lightning process: asked to read information about LP and complete an assessment form with their parents to identify their goals and describe what they had learnt. They then had a telephone call with an LP practitioner to discuss attending an LP course consisting of three 4-hour sessions on consecutive days run with groups of two to five young people. Each had a theory session with taught elements on the stress response, how the mind and body interact, and how thought processes can be either helpful or negative. This was followed by group discussion where the language used was discussed and in some cases challenged, and where participants were encouraged to think about what they could take responsibility for and change. In the practical session, participants identified a goal they wished to achieve (such as standing for longer) and were given different cognitive (thinking) strategies before and while the goal was attempted. They were also asked to identify a goal to attempt at home. After the course, young people were offered at least two follow-up phone calls with an LP practitioner. Duration approx. 4.5 months. Concurrent medication/care: Specialist medical care: focused on improving sleep and using activity management to establish a baseline level of activity (school, exercise and social activity) which is then gradually increased. Sessions were delivered by a range of trained and supervised professionals including doctors, psychologists, physiotherapists and occupational therapists in family-based rehabilitation consultations. Follow-up sessions were either face to face or by telephone. The number and timing of the sessions were agreed with the family depending on each adolescent's needs and goals. Those with significant anxiety or low mood were offered additional CBT. Participants could choose to use physiotherapist-delivered graded exercise therapy, which provides detailed advice about exercise and focuses on an exercise programme rather than other activities. Indirectness: No indirectness; Indirectness comment: NA Further details: 1. type of intervention: unclear whether therapists were experienced/specialised in ME/CFS</p> <p>(n=49) Intervention 2: usual care - standard medical care. Specialist medical care: focused on improving sleep and using activity management to establish a baseline level of activity (school, exercise and social activity) which is then gradually increased. Sessions were delivered by a range of trained and supervised professionals including doctors, psychologists, physiotherapists and occupational therapists in family-based rehabilitation consultations. Follow-up sessions were either face to face or by telephone. The number and</p>

	<p>timing of the sessions were agreed with the family depending on each adolescent’s needs and goals. Those with significant anxiety or low mood were offered additional CBT. Participants could choose to use physiotherapist-delivered graded exercise therapy, which provides detailed advice about exercise and focuses on an exercise programme rather than other activities. Duration approx. 4.5 months. Concurrent medication/care: NA. No indirectness; Indirectness comment: NA Further details: 1. type of intervention: not applicable</p>
Funding	Other (Linbury Trust; Ashden Trust; authors funded by NIHR)

RESULTS (NUMBERS ANALYSED) AND RISK OF BIAS FOR COMPARISON: LIGHTNING PROCESS versus STANDARD MEDICAL CARE

Protocol outcome 1: Fatigue at longest follow up available

- Actual outcome for Moderate; age mixed or unclear: Chalder Fatigue score at 12 months; MD; -4 (95%CI -7.2 to 0.7) (p value : 0.017) Chalder Fatigue Scale 0-33 Top=High is poor outcome, Comments: Baseline values: intervention 25 (4.2), control 25.1 (4.2)
Mean difference adjusted for age, gender, baseline outcome, baseline SCAS and VAS (as appropriate).
n=74;

Risk of bias: All domain - High, Selection - Low, Blinding - High, Incomplete outcome data - Low, Outcome reporting - Low, Measurement - Low, Crossover - Low; Indirectness of outcome: No indirectness, Comments: NA; Baseline details: the control group had a higher mean SCAS at baseline, although this was adjusted for in the analysis; Group 1 Number missing: 9, Reason: unclear; Group 2 Number missing: 11, Reason: unclear

Protocol outcome 2: Physical functioning at longest follow up available

- Actual outcome for Moderate; age mixed or unclear: SF36 physical function at 12 months; MD; 18.6 (95%CI 6.9 to 30.4) (p value: 0.002) SF36 physical function 0-100 Top=High is good outcome, Comments: Baseline values: intervention 53 (18.8), control 56 (21.5)
Difference in means adjusted for age, gender, baseline outcome, baseline Spence Children’s Anxiety Scale and Visual Analogue Scale
n=73;

Risk of bias: All domain - High, Selection - Low, Blinding - High, Incomplete outcome data - Low, Outcome reporting - Low, Measurement - Low, Crossover - Low; Indirectness of outcome: No indirectness, Comments: NA; Baseline details: the control group had a higher mean SCAS at baseline, although this was adjusted for in the analysis; Group 1 Number missing: 7, Reason: 2 not followed up, 1 followed up outside permitted time window, 3 withdrawn consent, 1 missing SF36 physical function at baseline; Group 2 Number missing: 12, Reason: 9 not followed up, 1 followed up outside permitted time window, 2 withdrawn consent

Protocol outcome 3: Psychological status at longest follow up available

- Actual outcome for Moderate; age mixed or unclear: Spence Children's Anxiety Scale at 12 months; MD; -14.5 (95%CI -22.4 to 6.7) (p value : <0.001) Spence Children's Anxiety Scale 0-114 Top=High is poor outcome, Comments: Baseline values: intervention 29.8 (16.9), control 40.3 (20.1) mean difference adjusted for age, gender, baseline outcome, baseline SCAS and VAS (as appropriate).

n=52;

Risk of bias: All domain - Very high, Selection - Low, Blinding - High, Incomplete outcome data - High, Outcome reporting - Low, Measurement - Low, Crossover - Low; Indirectness of outcome: No indirectness, Comments: NA; Baseline details: the control group had a higher mean SCAS at baseline, although this was adjusted for in the analysis; Group 1 Number missing: 20, Reason: unclear; Group 2 Number missing: 22, Reason: unclear

- Actual outcome for Moderate; age mixed or unclear: Hospital Anxiety and Depression Scale - anxiety at 12 months; MD; -2.6 (95%CI -4.7 to 0.4) (p value: 0.019) HADS anxiety 0-21 Top=High is poor outcome, Comments: Baseline values: intervention 8.8 (4.5), control 10.4 (4.4) mean difference adjusted for age, gender, baseline outcome, baseline SCAS and VAS (as appropriate).

n=53;

Risk of bias: All domain - Very high, Selection - Low, Blinding - High, Incomplete outcome data - High, Outcome reporting - Low, Measurement - Low, Crossover - Low; Indirectness of outcome: No indirectness, Comments: NA; Baseline details: the control group had a higher mean SCAS at baseline, although this was adjusted for in the analysis; Group 1 Number missing: 18, Reason: unclear; Group 2 Number missing: 22, Reason: unclear

- Actual outcome for Moderate; age mixed or unclear: Hospital Anxiety and Depression Scale - depression at 12 months; MD; -1.8 (95%CI -3.4 to 0.1) (p value : 0.037) HADS depression 0-21 Top=High is poor outcome, Comments: Baseline values: intervention 7.5 (3.1), control 8.1 (4.4) mean difference adjusted for age, gender, baseline outcome, baseline SCAS and VAS (as appropriate).

n=53;

Risk of bias: All domain - Very high, Selection - Low, Blinding - High, Incomplete outcome data - High, Outcome reporting - Low, Measurement - Low, Crossover - Low; Indirectness of outcome: No indirectness, Comments: NA; Baseline details: the control group had a higher mean SCAS at baseline, although this was adjusted for in the analysis; Group 1 Number missing: 18, Reason: unclear; Group 2 Number missing: 22, Reason: unclear

Protocol outcome 4: Pain at longest follow up available

- Actual outcome for Moderate; age mixed or unclear: Pain VAS at 12 months; MD; -6.5 (95%CI -19.4 to 6.5) (p value : 0.321)

Pain VAS not reported, assumed to be 0-100 Top=High is poor outcome, Comments: Baseline values: intervention 51.6 (28.5), control 42.4 (29.4)

Mean difference adjusted for age, gender, baseline outcome, baseline SCAS and VAS (as appropriate).

n=54;

Risk of bias: All domain - Very high, Selection - Low, Blinding - High, Incomplete outcome data - High, Outcome reporting - Low, Measurement - Low, Crossover - Low; Indirectness of outcome: No indirectness, Comments: NA; Baseline details: the control group had a higher mean SCAS at baseline, although this was adjusted for in the analysis; Group 1 Number missing: 19, Reason: unclear; Group 2 Number missing: 22, Reason: unclear

Protocol outcome 5: Return to school or work at longest follow up available

- Actual outcome for Moderate; age mixed or unclear: School/college attendance in the previous week at 12 months; MD; 1 (95%CI 0.2 to 1.8) (p value : 0.012) days, Comments: Baseline school attendance in previous week
 - intervention: none 12%, 0.5 days 10%, 1 day 6%, 2 days 16%, 3 days 24%, 4 days 24%, 5 days 8%
 - control: none 14.3%, 0.5 days 14.3%, 1 day 6.1%, 2 days 16.3%, 3 days 24.5%, 4 days 18.4%, 5 days 6.1%
 Mean difference adjusted for age, gender, baseline outcome, baseline SCAS and VAS (as appropriate).
 n=65;
 Risk of bias: All domain - Very high, Selection - Low, Blinding - High, Incomplete outcome data - High, Outcome reporting - Low, Measurement - Low, Crossover - Low; Indirectness of outcome: No indirectness, Comments: NA; Baseline details: the control group had a higher mean SCAS at baseline, although this was adjusted for in the analysis; Group 1 Number missing: 17, Reason: unclear; Group 2 Number missing: 13, Reason: unclear

Protocol outcomes not reported by the study

Quality of life at longest follow up available; Mortality at longest follow up available; General symptom scales longest follow up available; Cognitive function at longest follow up available; Sleep quality at longest follow up available; Adverse events at longest follow up available; Activity levels at longest follow up available; Exercise performance measure at longest follow up available

Study	Soderberg 2001 ⁶⁸⁶
Study type	RCT (Patient randomised; Parallel)
Number of studies (number of participants)	1 (n=14)
Countries and setting	Conducted in Sweden; Setting: unclear
Line of therapy	Unclear
Duration of study	Intervention + follow up: 5 months
Method of assessment of guideline condition	Partially adequate method of assessment/diagnosis: diagnosed according to CDC criteria, no further details
Stratum	adults; severity mixed or unclear: age range 28 - 52 years; diagnosed according to CDC criteria, no further details regarding severity reported
Subgroup analysis within study	Not applicable: NA
Inclusion criteria	women diagnosed with CFS according to the CDC criteria
Exclusion criteria	patients diagnosed as also having fibromyalgia
Recruitment/selection of patients	women diagnosed at the Clinic for Infectious Diseases were offered to participate, no further detail
Age, gender and ethnicity	Age - Median (range): 44.5 (28-52) years. Gender (M:F): all female. Ethnicity: not reported
Further population details	-
Extra comments	duration of symptoms 1.5-6.5 years; 9/14 had sudden onset

Indirectness of population	Serious indirectness: 1994 CDC criteria used; PEM is not a compulsory feature.
Interventions	<p>(n=7) Intervention 1: Psychological and behavioural interventions - counselling. Focused group therapy: supportive and goal-oriented short-term therapy, 10 sessions of 1.5 hours each. Goal to promote ability to deal with sickness and life situation by working with issues such as acceptance of the new life situation, setting realistic levels of ambition and reflecting on connection between achievement/self-esteem and activity/rest. Content, theme and group dynamics were noted each session. Led by a psychologist. Duration 10 weeks. Concurrent medication/care: not reported. Indirectness: No indirectness; Indirectness comment: NA Further details: 1. type of intervention: Not stated / Unclear</p> <p>(n=7) Intervention 2: no treatment. waiting list. Duration 5 months. Concurrent medication/care: not reported. Indirectness: No indirectness; Indirectness comment: NA Further details: 1. type of intervention: Not applicable</p>
Funding	Funding not stated

RESULTS (NUMBERS ANALYSED) AND RISK OF BIAS FOR COMPARISON: GROUP THERAPY versus WAITING LIST

Protocol outcome 1: Quality of life at longest follow up available

- Actual outcome for adults; severity mixed or unclear: Gothenburg Quality of Life Scale at 5 months; Group 1: mean 62.9 (SD 18); n=7, Group 2: mean 64.6 (SD 10.8); n=6; Gothenburg Quality of Life Scale 18-126 Top=High is good outcome; Comments: Baseline values: group therapy 62.3 (17.4), waiting list 67.4 (10.1)

Risk of bias: All domain - Very high, Selection - Very high, Blinding - High, Incomplete outcome data - High, Outcome reporting - Low, Measurement - Low, Crossover - Low; Indirectness of outcome: No indirectness, Comments: NA; Baseline details: group baseline demographics/characteristics not reported; Group 1 Number missing: 0, Reason: NA; Group 2 Number missing: 1, Reason: not reported

-Actual outcome for adults; severity mixed or unclear: VAS Quality of Life Scale at 5 months; Group 1: mean 4.4 (SD 2.8); n=7, Group 2: mean 3.1 (SD 1.5); n=6; VAS 0-10 Top=High is good outcome; Comments: Baseline values: group therapy group therapy 3.3 (1.8), waiting list 3.3 (2.2)

Risk of bias: All domain - Very high, Selection - Very high, Blinding - High, Incomplete outcome data - High, Outcome reporting - Low, Measurement - Low, Crossover - Low; Indirectness of outcome: No indirectness, Comments: NA; Baseline details: group baseline demographics/characteristics not reported; Group 1 Number missing: 0, Reason: NA; Group 2 Number missing: 1, Reason: not reported

Protocol outcomes not reported by the study

Mortality at longest follow up available; General symptom scales longest follow up available; Fatigue at longest follow up available; Physical functioning at longest follow up available; Cognitive function at longest follow up available; Psychological status at longest follow up available; Pain at longest follow up available; Sleep quality at longest follow up available; Adverse events at longest follow up available; Activity levels at longest follow up available; Return to school or work at longest follow up available; Exercise performance measure at longest follow up available

Study	Stulemeijer 2005 ⁷¹¹
Study type	RCT (Patient randomised; Parallel)
Number of studies (number of participants)	1 (n=71)
Countries and setting	Conducted in Netherlands; Setting: department of child psychology
Line of therapy	Unclear
Duration of study	Intervention + follow up: 5 months
Method of assessment of guideline condition	Adequate method of assessment/diagnosis: CDC criteria, assessed by means of a detailed history and physical and laboratory examinations
Stratum	Children and young people, severity mixed or unclear: age range 10-17 years; meeting CDC (Fukuda 1994) criteria; severe fatigue and severe functional impairment defined as a score of 40 or more on the fatigue severity subscale of the checklist individual strength and a weighted score of 65 or less on the SF-36 physical functioning subscale
Subgroup analysis within study	Not applicable: NA
Inclusion criteria	Between 10 and 17.2 years of age (to allow the older participants to complete therapy before their 18th birthday) and met the US Centres for Disease Control Prevention criteria for chronic fatigue syndrome
Exclusion criteria	Psychiatric comorbidity, as assessed during an interview with both patients and parents by an experienced child psychologist
Recruitment/selection of patients	All consecutive patients with a major complaint of fatigue referred to the paediatrics outpatient clinic during the recruitment period were assessed for eligibility
Age, gender and ethnicity	Age - Mean (SD): CBT 15.6 (1.3), waiting list 15.7 (1.3) years. Gender (M:F): 7/62. Ethnicity: not reported

Further population details	-
Indirectness of population	Serious indirectness: 1994 CDC criteria used; PEM is not a compulsory feature.
Interventions	<p>(n=36) Intervention 1: Psychological and behavioural interventions - CBT. 10 individual sessions over five months. 2 treatment protocols adapted for 2 different patterns of physical activity: active and passive. For relatively active patients' treatment started with learning to recognise and accept their current state of fatigue and impairment. Subsequently, they reduced their levels of activity and learnt to respect the limitations. After achieving this balance, the patient started to build up activity levels. For passive patients a systematic programme of activity building was started as soon as possible. To assure adherence, beliefs that activity would aggravate symptoms were addressed and challenged. Parents were actively involved in supporting their child, parents' beliefs and behaviours regarding the condition of their child were explored and addressed. Aims of therapy took into account the specific developmental tasks of adolescents. In children younger than 15 years, parents often acted as a coach; for older participants, parents had to step back and encourage their child to take responsibility for the treatment. Return to full time education was always a goal of treatment, and a plan for returning to school was discussed early with everyone involved. Four child therapists who were trained and supervised by an experienced cognitive behavioural therapist administered all therapy. Duration 5 months. Concurrent medication/care: Patients assigned to immediate therapy had to agree to not having any further medical examinations or other treatments for fatigue during therapy. Indirectness: No indirectness; Indirectness comment: NA Further details: 1. type of intervention: Not stated / Unclear (CBT for CFS, but unclear whether child therapists had experience/expertise in CFS).</p> <p>(n=35) Intervention 2: usual care - standard medical care. waiting list - free to have other examinations or treatments and informed beforehand that, if desired, they could start therapy directly after the second assessment. Duration 5 months. Concurrent medication/care: NA. Indirectness: No indirectness; Indirectness comment: NA Further details: 1. type of intervention: Not applicable</p>
Funding	Other (Foundation for Children's Welfare Stamps Netherlands (Stichting Kinderpostzegels Nederland) and the ME Society (ME Stichting)).

RESULTS (NUMBERS ANALYSED) AND RISK OF BIAS FOR COMPARISON: CBT versus WAITING LIST

Protocol outcome 1: General symptom scales longest follow up available

- Actual outcome for Severity and age mixed or unclear: Self rated improvement completely recovered or much better at 5 months; Group 1: 25/35, Group 2: 15/34; Comments: Options were completely recovered, felt much better, had the same complaints, or had become worse than at the previous assessment

Risk of bias: All domain - Very high, Selection - Low, Blinding - High, Incomplete outcome data - High, Outcome reporting - Low, Measurement - Low, Crossover - Low; Indirectness of outcome: No indirectness, Comments: NA; Baseline details: no significant differences in baseline characteristics or outcome measures; Blinding details: participants in the waiting list group could receive other treatments whereas this option was not available to CBT group; not reported how many/which treatments were used; Group 1 Number missing: 7, Reason: Excluded from trial (n=1), not starting therapy (n=3), withdrew (n=3); Group 2 Number missing: 2, Reason: Excluded from trial (n=1), withdrew (n=1)

Protocol outcome 2: Fatigue at longest follow up available

- Actual outcome for Severity and age mixed or unclear: Checklist Individual Strength - fatigue severity sub scale at 5 months; Group 1: mean 30.2 (SD 16.8); n=35, Group 2: mean 44 (SD 13.4); n=34; Checklist Individual Strength fatigue severity sub scale 8-56 Top=High is poor outcome; Comments: Baseline values: CBT 52.5 (3.8), waiting list 51.6 (4.4)

Risk of bias: All domain - Very high, Selection - Low, Blinding - High, Incomplete outcome data - High, Outcome reporting - Low, Measurement - Low, Crossover - Low; Indirectness of outcome: No indirectness, Comments: NA; Baseline details: no significant differences in baseline characteristics or outcome measures; Blinding details: participants in the waiting list group could receive other treatments whereas this option was not available to CBT group; not reported how many/which treatments were used; Group 1 Number missing: 7, Reason: Excluded from trial (n=1), not starting therapy (n=3), withdrew (n=3); Group 2 Number missing: 2, Reason: Excluded from trial (n=1), withdrew (n=1)

Protocol outcome 3: Physical functioning at longest follow up available

- Actual outcome for Severity and age mixed or unclear: SF36 physical functioning at 5 months; Group 1: mean 69.4 (SD 28); n=35, Group 2: mean 55.3 (SD 21.1); n=34; SF36 physical functioning 0-100 Top=High is good outcome; Comments: Baseline values: CBT 42.1 (16.5), waiting list 45.3 (17)

Risk of bias: All domain - Very high, Selection - Low, Blinding - High, Incomplete outcome data - High, Outcome reporting - Low, Measurement - Low, Crossover - Low; Indirectness of outcome: No indirectness, Comments: NA; Baseline details: no significant differences in baseline characteristics or outcome measures; Blinding details: participants in the waiting list group could receive other treatments whereas this option was not available to CBT group; not reported how many/which treatments were used; Group 1 Number missing: 7, Reason: Excluded from trial (n=1), not starting therapy (n=3), withdrew (n=3); Group 2 Number missing: 2, Reason: Excluded from trial (n=1), withdrew (n=1)

Protocol outcome 4: Return to school or work at longest follow up available

- Actual outcome for Severity and age mixed or unclear: School attendance (hours attended/total hours) at 5 months; Group 1: mean 74.7 hours (SD 37.8); n=35, Group 2: mean 66.7 hours (SD 36); n=34; Comments: Baseline values: CBT 46.2 (38.9), waiting list 56.4 (38.6)
 Risk of bias: All domain - Very high, Selection - Low, Blinding - High, Incomplete outcome data - High, Outcome reporting - Low, Measurement - Low, Crossover - Low; Indirectness of outcome: No indirectness, Comments: NA; Baseline details: no significant differences in baseline characteristics or outcome measures; Blinding details: participants in the waiting list group could receive other treatments whereas this option was not available to CBT group; not reported how many/which treatments were used; Group 1 Number missing: 7, Reason: Excluded from trial (n=1), not starting therapy (n=3), withdrew (n=3); Group 2 Number missing: 2, Reason: Excluded from trial (n=1), withdrew (n=1)

Protocol outcomes not reported by the study

Quality of life at longest follow up available; Mortality at longest follow up available; Cognitive function at longest follow up available; Psychological status at longest follow up available; Pain at longest follow up available; Sleep quality at longest follow up available; adverse events at longest follow up available; Activity levels at longest follow up available; Exercise performance measure at longest follow up available

Study	Surawy 2005 ⁷¹⁷
Study type	RCT (Patient randomised; Parallel)
Number of studies (number of participants)	1 (n=18)
Countries and setting	Conducted in United Kingdom; Setting: not reported
Line of therapy	Unclear
Duration of study	Intervention time: 8 weeks
Method of assessment of guideline condition	Unclear method of assessment/diagnosis: diagnosis methods not described
Stratum	adults; severity mixed or unclear: aged between 18 and 65; diagnosed with CFS and met Oxford criteria (no further detail on severity)
Subgroup analysis within study	Not applicable: NA
Inclusion criteria	Patients with a diagnosis of CFS following a thorough initial screening for infectious and physical diseases and who met the Oxford criteria
Exclusion criteria	Patients who did not have a primary diagnosis of CFS, were unable to travel to the group, or had a diagnosis of major depression or psychosis, were excluded.
Recruitment/selection of patients	not reported
Age, gender and ethnicity	Age - Range: 18-65 years. Gender (M:F): 8/10. Ethnicity: not reported
Further population details	-

Indirectness of population	Serious indirectness: Oxford criteria used; PEM is not a compulsory feature.
Interventions	<p>(n=9) Intervention 1: Psychological and behavioural interventions - mindfulness. Group mindfulness training programme based on mindfulness-based stress reduction and mindfulness based cognitive therapy each week. Duration 8 weeks. Concurrent medication/care: Not reported. Indirectness: No indirectness; Indirectness comment: NA Further details: 1. type of intervention: not stated/unclear</p> <p>(n=9) Intervention 2: usual care - standard medical care. Waiting list -received standard care that may have included visits to the GP and alternative therapies such as homeopathy or acupuncture, but not CBT or mindfulness. Duration 8 weeks. Concurrent medication/care: NA. Indirectness: No indirectness; Indirectness comment: NA Further details: 1. type of intervention: not applicable</p>
Funding	Other (Linbury Trust)

RESULTS (NUMBERS ANALYSED) AND RISK OF BIAS FOR COMPARISON: GROUP MINDFULNESS TRAINING versus STANDARD MEDICAL CARE

Protocol outcome 1: Fatigue at longest follow up available

- Actual outcome for adults; severity mixed or unclear: Chalder fatigue scale at 8 weeks; Group 1: mean 18.56 (SD 8.13); n=9, Group 2: mean 20.38 (SD 8.26); n=8; Chalder fatigue scale 0-42 (not explicitly stated) Top=High is poor outcome; Comments: Baseline values: intervention 25.33 (6.24), control 21.25 (9.16)

Risk of bias: All domain - Very high, Selection - High, Blinding - High, Incomplete outcome data - Low, Outcome reporting - Low, Measurement - Low, Crossover - Low; Indirectness of outcome: No indirectness, Comments: NA; Baseline details: intervention group scored higher on Chalder fatigue scale at baseline; Group 1 Number missing: 0, Reason: NA; Group 2 Number missing: 1, Reason: not possible to retrieve questionnaires

Protocol outcome 2: Physical functioning at longest follow up available

- Actual outcome for adults; severity mixed or unclear: SF36 physical functioning at 8 weeks; Group 1: mean 40 (SD 16.78); n=9, Group 2: mean 36.5 (SD 27.61); n=8; SF36 physical function 0-100 Top=High is good outcome; Comments: Baseline values: intervention 40.56 (22.56), control 42.5 (27)

Risk of bias: All domain - Very high, Selection - High, Blinding - High, Incomplete outcome data - Low, Outcome reporting - Low, Measurement - Low, Crossover - Low; Indirectness of outcome: No indirectness, Comments: NA; Baseline details: intervention group scored higher on Chalder fatigue scale at baseline; Group 1 Number missing: 0, Reason: NA; Group 2 Number missing: 1, Reason: not possible to retrieve questionnaires

Protocol outcome 3: Psychological status at longest follow up available

- Actual outcome for adults; severity mixed or unclear: Hospital Anxiety and Depression Scale - anxiety at 8 weeks; Group 1: mean 8.22 (SD 2.99); n=9, Group 2: mean 8.63 (SD 4.57); n=8; HADS anxiety 0-21 Top=High is poor outcome; Comments: Baseline values: intervention 11.44 (4.56), control 9.13 (5.11)

Risk of bias: All domain - Very high, Selection - High, Blinding - High, Incomplete outcome data - Low, Outcome reporting - Low, Measurement - Low, Crossover - Low; Indirectness of outcome: No indirectness, Comments: NA; Baseline details: intervention group scored higher on Chalder fatigue scale at baseline; Group 1 Number missing: 0, Reason: NA; Group 2 Number missing: 1, Reason: not possible to retrieve questionnaires

- Actual outcome for adults; severity mixed or unclear: Hospital Anxiety and Depression Scale - depression at 8 weeks; Group 1: mean 8.33 (SD 1.66); n=9, Group 2: mean 9.5 (SD 3.96); n=8; HADS depression 0-21 Top=High is poor outcome; Comments: Baseline values: intervention 9 (4.58), control 10.5 (3.16)

Risk of bias: All domain - Very high, Selection - High, Blinding - High, Incomplete outcome data - Low, Outcome reporting - Low, Measurement - Low, Crossover - Low; Indirectness of outcome: No indirectness, Comments: NA; Baseline details: intervention group scored higher on Chalder fatigue scale at baseline; Group 1 Number missing: 0, Reason: NA; Group 2 Number missing: 1, Reason: not possible to retrieve questionnaires

Protocol outcomes not reported by the study

Quality of life at longest follow up available; Mortality at longest follow up available; General symptom scales longest follow up available; Cognitive function at longest follow up available; Pain at longest follow up available; Sleep quality at longest follow up available; Adverse events at longest follow up available; Activity levels at longest follow up available; Return to school or work at longest follow up available; Exercise performance measure at longest follow up available

Study	Sutcliffe 2010 ⁷¹⁸
Study type	RCT (Patient randomised; Parallel)
Number of studies (number of participants)	1 (n=38)
Countries and setting	Conducted in United Kingdom; Setting: primary care
Line of therapy	Unclear
Duration of study	Intervention time: 6 months
Method of assessment of guideline condition	Adequate method of assessment/diagnosis: Patients diagnosed with CFS according to the Fukuda diagnostic criteria; unclear if diagnosis confirmed for the study.
Stratum	adults; severity mixed or unclear
Subgroup analysis within study	Not applicable
Inclusion criteria	Consecutive patients 18 years and over diagnosed with CFS (Fukuda criteria) attending the 'CFS/ME' Clinical Service
Exclusion criteria	Inability to give informed consent; patients on drugs which can affect the autonomic nervous system that cannot be discontinued safely; inability to stand for up to 40 minutes due to muscular or neurological disorders, or pregnancy
Recruitment/selection of patients	Consecutive patients
Age, gender and ethnicity	Age - Mean (SD): 48 (12). Gender (M:F): 7/31. Ethnicity: Not specified
Further population details	-

Extra comments	Subjects were not selected negatively or positively by presence of autonomic symptoms or history of loss of consciousness.
Indirectness of population	Serious indirectness: 1994 CDC criteria used; PEM is not a compulsory feature.
Interventions	<p>(n=19) Intervention 1: Exercise interventions – Home orthostatic training (HOT). Participants were asked to stand with their upper back against a wall and their heels approximately 15 centimetres (cm) from the wall with a cushioned 'drop zone'. They were asked to maintain this position without movement for up to 40 minutes or until they experienced symptoms. Duration 6 months. Concurrent medication/care: All participants continued to receive routine clinical care. Indirectness: No indirectness Further details: 1. type of intervention: not stated/unclear</p> <p>(n=19) Intervention 2: placebo or sham - placebo/sham. Participants were asked to stand against a wall with their upper back against the wall and their heels approximately 15 cm from the wall with a cushioned 'drop zone'. They were also taught to perform gentle flexion and extension exercises with their calf muscles while standing against the wall, to enhance believability counter venous pooling and prevent any possible orthostatic training effect. Duration 6 months. Concurrent medication/care: All participants continued to receive routine clinical care. Indirectness: No indirectness Further details: 1. type of intervention: not applicable</p>
Funding	Academic or government funding (study funded by the Northern Regional 'CFS/ME' Clinical Network; author supported by a Nuffield Foundation Vacation Bursary.)

RESULTS (NUMBERS ANALYSED) AND RISK OF BIAS FOR COMPARISON: HOME ORTHOSTATIC TRAINING (HOT) versus PLACEBO/SHAM

Protocol outcome 1: Fatigue at longest follow up available

- Actual outcome for adults; severity mixed or unclear: Fatigue at 4 weeks of treatment; Group 1: mean 92.9 (SD 35.9); n=18, Group 2: mean 92.5 (SD 25.8); n=18

Risk of bias: All domain - Very high, Selection - High, Blinding - Low, Incomplete outcome data - Low, Outcome reporting - High, Measurement - Low, Crossover - Low, Subgroups - Low, Other 1 - Low; Indirectness of outcome: No indirectness; Baseline details: Mean (SD) baseline FIS scores were 97.7 (24.7) vs 92.9 (25.8) for the placebo vs the HOT group respectively; Blinding details: Majority of patients in both groups did not identify correctly the treatment they had been allocated to; Group 1 Number missing: 1, Reason: patient decided to withdraw from the study before the 4 weeks assessment;

Group 2 Number missing: 1, Reason: patient decided to withdraw from the study before the 4 weeks assessment	
Protocol outcomes not reported by the study	Quality of life at longest follow up available; Mortality at longest follow up available; General symptom scales longest follow up available; Physical functioning at longest follow up available; Cognitive function at longest follow up available; Psychological status at longest follow up available; Pain at longest follow up available; Sleep quality at longest follow up available; Adverse events at longest follow up available; Activity levels at longest follow up available; Return to school or work at longest follow up available; Exercise performance measure at longest follow up available

Study	Taylor 2004 ⁷²⁷ (Taylor 2006 ⁷²⁹)
Study type	RCT (Patient randomised; Parallel)
Number of studies (number of participants)	1 (n=47)
Countries and setting	Conducted in USA; Setting: center for independent living
Line of therapy	Unclear
Duration of study	Intervention + follow up: 12 months
Method of assessment of guideline condition	Adequate method of assessment/diagnosis: screening process to confirm self-reported diagnosis of chronic fatigue syndrome: Chronic Fatigue Syndrome Screening Questionnaire to evaluate presence, frequency, and severity of chronic fatigue syndrome symptoms according to Fukuda 1994 criteria; Structured Clinical Interview for the DSM-IV administered by a licensed clinical psychologist to rule out psychiatric conditions that would exclude an individual from a chronic fatigue syndrome diagnosis; collection of past medical records documenting a diagnosis of chronic fatigue syndrome by a physician; and independent physician review of results from the Chronic Fatigue Syndrome Screening Questionnaire, the psychiatric interview, and the medical records to determine whether the potential participants met chronic fatigue syndrome criteria
Stratum	adults; severity mixed or unclear: 'adults'; meeting CDC criteria, no further details on severity
Subgroup analysis within study	Not applicable: NA
Inclusion criteria	Adults meeting Fukuda criteria
Exclusion criteria	Exclusionary medical conditions; not meeting Fukuda criteria
Recruitment/selection of patients	Local chronic fatigue syndrome self-help organizations and physicians specializing in the treatment of people with chronic fatigue syndrome and advertisements posted in chronic fatigue syndrome newsletters local newspapers, on chronic fatigue syndrome Websites and Listservs, and on a local cable TV station

Age, gender and ethnicity	Age - Mean (SD): programme 49 (10.9), waiting list 44.9 (9.7) years. Gender (M:F): 2/45. Ethnicity: minority n=8, non-minority n=39
Further population details	-
Indirectness of population	Serious indirectness: 1994 CDC criteria used; PEM is not a compulsory feature.
Interventions	<p>(n=23) Intervention 1: Psychological and behavioural interventions - pragmatic rehabilitation. Eight sessions of an illness-management group, biweekly over a period of 4 months, co-led by a peer counsellor and the author. The first part of each group session (hour 1) consisted of individual check-in and reporting on self-monitored goal attainment. In the second part of each group session (hour 2), participants participated in an educational lecture and discussion of self-selected, chronic fatigue syndrome-relevant topics. Group topics included activity pacing using the Envelope Theory, cognitive coping skills training, relaxation and meditation training, employment issues and economic self-sufficiency, personal relationships, traditional and complementary medical approaches, and nutritional approaches. Program developed using participatory action research, in which people with disabilities can take an active role in designing and conducting research. The structure and logistical elements were developed jointly by members of the local self-help organization serving individuals with chronic fatigue syndrome, staff of the center for independent living, and researchers with expertise in the study of chronic fatigue syndrome. Duration 4 months. Concurrent medication/care: not reported. Indirectness: No indirectness; Indirectness comment: NA</p> <p>Further details: 1. type of intervention: intervention delivered by experienced or specialist CFS practitioners specifically designed for ME/CFS (delivered by peer counsellor with CFS and developed in collaboration with participants).</p> <p>(n=23) Intervention 2: Psychological and behavioural interventions - counselling. Following the 4-month period of illness-management group sessions (part 1), immediate program participants received seven months of peer counselling, which consisted of self-advocacy training, continued monitoring of goal attainment, and ongoing case coordination services by one of the peer counsellors (part 2). Resource funds in the amount of \$300 per participant were provided to each participant to support goal attainment, service acquisition, and local travel needs. In order to obtain the funds, participants were required to state how the financial expenditure would facilitate goal attainment and independent living. Duration 7 months. Concurrent medication/care: not reported. Indirectness: No indirectness; Indirectness comment: NA</p>

	<p>Further details: 1. type of intervention: intervention delivered by experienced or specialist CFS practitioners specifically designed for ME/CFS (peer counsellors had CFS and counselling focused on CFS).</p> <p>(n=24) Intervention 3: no treatment. Delayed programme group. Duration 12 months. Concurrent medication/care: not reported. Indirectness: No indirectness; Indirectness comment: NA</p> <p>Further details: 1. type of intervention: Not applicable</p>
<p>Funding</p>	<p>Academic or government funding (U.S. Department of Education National Institute on Disability and Rehabilitation Research)</p>
<p>RESULTS (NUMBERS ANALYSED) AND RISK OF BIAS FOR COMPARISON: ILLNESS MANAGEMENT GROUP + PEER COUNSELLING versus DELAYED PROGRAMME</p> <p>Protocol outcome 1: Quality of life at longest follow up available</p> <p>- Actual outcome for adults; severity mixed or unclear: Quality of life index at 12 months; Group 1: mean 15.7 (SD 3.7); n=23, Group 2: mean 14.6 (SD 4.1); n=24; Quality of life index 0-30 Top=High is good outcome; Comments: Baseline values: programme 13.1 (4.3), waiting list 14 (3.9)</p> <p>Risk of bias: All domain - High, Selection - Low, Blinding - High, Incomplete outcome data - Low, Outcome reporting - Low, Measurement - Low, Crossover - Low; Indirectness of outcome: No indirectness, Comments: NA; Baseline details: no significant sociodemographic differences or differences in outcome at baseline; Group 1 Number missing: 0, Reason: NA; Group 2 Number missing: 0, Reason: NA</p> <p>Protocol outcome 2: General symptom scales longest follow up available</p> <p>- Actual outcome for adults; severity mixed or unclear: Chronic Fatigue Syndrome Symptom Rating Form at 12 months; Group 1: mean 13.9 (SD 3.5); n=23, Group 2: mean 14.8 (SD 2.8); n=24; Chronic Fatigue Syndrome Symptom Rating Form 0-100 Top=High is poor outcome; Comments: Baseline values: programme 15.1 (3), waiting list 14.2 (2.8)</p> <p>Risk of bias: All domain - Very high, Selection - Low, Blinding - High, Incomplete outcome data - Low, Outcome reporting - Low, Measurement - High, Crossover - Low; Indirectness of outcome: No indirectness, Comments: NA; Baseline details: no significant sociodemographic differences or differences in outcome at baseline; Group 1 Number missing: 0, Reason: NA; Group 2 Number missing: 0, Reason: NA</p> <p>Protocol outcome 3: Psychological status at longest follow up available</p> <p>- Actual outcome for adults; severity mixed or unclear: CORE-E - overall resource gain at 12 months; Group 1: mean 81.82 (SD 75.78); n=23, Group 2: mean 53.29 (SD 47.78); n=24; CORE-E 0-518 Top=High is good outcome; Comments: Baseline scores, mean (SD): program 69.26 (60.28); 106.63 (88.55)</p> <p>Risk of bias: All domain - High, Selection - Low, Blinding - High, Incomplete outcome data - Low, Outcome reporting - Low, Measurement - Low, Crossover</p>	

- Low; Indirectness of outcome: No indirectness, Comments: NA; Baseline details: no significant sociodemographic differences or differences in outcome at baseline; Group 1 Number missing: 0, Reason: NA; Group 2 Number missing: 0, Reason: NA
 - Actual outcome for adults; severity mixed or unclear: CORE-E - overall resource loss at 12 months; Group 1: mean 109.05 (SD 87.82); n=23, Group 2: mean 124.96 (SD 97.93); n=24; CORE-E 0-518 Top=High is poor outcome; Comments: Baseline scores, mean (SD): program 229 (98.26); control 222.13 (108.65)
 Risk of bias: All domain - High, Selection - Low, Blinding - High, Incomplete outcome data - Low, Outcome reporting - Low, Measurement - Low, Crossover - Low; Indirectness of outcome: No indirectness, Comments: NA; Baseline details: no significant sociodemographic differences or differences in outcome at baseline; Group 1 Number missing: 0, Reason: NA; Group 2 Number missing: 0, Reason: NA

<p>Protocol outcomes not reported by the study</p>	<p>Mortality at longest follow up available; Fatigue at longest follow up available; Physical functioning at longest follow up available; Cognitive function at longest follow up available; Psychological status at longest follow up available; Pain at longest follow up available; Sleep quality at longest follow up available; Adverse events at longest follow up available; Activity levels at longest follow up available; Return to school or work at longest follow up available; Exercise performance measure at longest follow up available</p>
--	--

Study	The 2007 ⁷⁴⁸
Study type	RCT (Patient randomised; Parallel)
Number of studies (number of participants)	(n=57)
Countries and setting	Conducted in Netherlands; Setting: Not reported
Line of therapy	Unclear
Duration of study	Intervention + follow up: 14 weeks
Method of assessment of guideline condition	Adequate method of assessment/diagnosis: Participants met 1994 CDC criteria; psychiatric comorbidity was excluded by structured interview; no mention of physician diagnosis/physical examination, etc. 26% of participants recruited from outpatient department, 74% from ME patient organisation newsletter.
Stratum	adults; severity mixed or unclear: Adults age 18-65 years; patients with substantial functional impairment included - score >800 on SIP-8; score >35 on fatigue scale.
Subgroup analysis within study	Not applicable: NA
Inclusion criteria	Fulfilled 1994 CDC criteria; age 18-65 years; substantial functional impairment with score >800 on SIP-8; score >35 on fatigue scale
Exclusion criteria	Current psychiatric comorbidity; pregnant or lactating; patients taking psychotropic drugs or experimental medications.
Recruitment/selection of patients	Patients were recruited through a general internal medicine outpatient clinic (n=15) and through an advertisement in the newsletter of Dutch CFS patient organisation (n=42)
Age, gender and ethnicity	Age - Mean (SD): Aclydine 40.9 (9.4) years; placebo 43.4 (11.2) years. Gender (M:F): 18/39. Ethnicity:

Further population details	-
Extra comments	No. of CDC symptoms, mean (SD): acclydine 7.6 (1.4); 7.5 (1.3).
Indirectness of population	Very serious indirectness: Study only included patients who had a IGFBP3/IGF1 ratio greater than 2.5 and 1994 CDC criteria used; PEM is not a compulsory feature.
Interventions	<p>(n=30) Intervention 1: dietary supplementation - acclydine and amino acids. Acclydine capsules manufactured by Optipharma. Each capsule contained 250mg of the alkaloid. Patients took a single daily dose on an empty stomach, with the following decreasing dosage schedule: weeks 1–2, 1,000mg/day; weeks 3–6, 750mg/day; weeks 7–8, 500mg/day; weeks 9–10, 500mg every 2 days; weeks 11–12, 250mg/day; and weeks 13–14, 250mg every 2 days. Acclydine treatment was combined with amino acid supplements to provide sufficient essential and nonessential amino acid intake during treatment. Duration 14 weeks. Concurrent medication/care: Not reported. Indirectness: No indirectness; Indirectness comment: NA Further details: 1. type of intervention: Not applicable</p> <p>(n=27) Intervention 2: placebo or sham - placebo/sham. Patients in the placebo group received placebo Acclydine and placebo amino acid supplements. There was no difference in taste, appearance, or packaging between the active supplements and the placebo capsules. Duration 14 weeks. Concurrent medication/care: Not reported. Indirectness: No indirectness; Indirectness comment: NA Further details: 1. type of intervention: Not applicable</p>
Funding	Study funded by industry (Optipharma, Susteren and Planet Vital, Maastricht-Airport)

RESULTS (NUMBERS ANALYSED) AND RISK OF BIAS FOR COMPARISON: ACCLYDINE AND AMINO ACIDS versus PLACEBO ACCLYDINE AND PLACEBO AMINO ACIDS

Protocol outcome 1: General symptom scales at longest follow up available
 - Actual outcome for adults; severity mixed or unclear: Sickness impact profile-8 (SIP-8) at 14 weeks; Group 1: mean 1228.1 (SD 619.7); n=30, Group 2: mean 1120.2 (SD 543); n=27; Sickness impact profile-8 0-5799 Top=High is poor outcome; Comments: Baseline scores, mean (SD): acclydine 1484 (520.4); placebo 1317 (481.7). Treatment effect (difference in change scores) (95% CI): 59.1 (-201.7, 319.8), p-value 0.65
 Risk of bias: All domain - Low, Selection - Low, Blinding - Low, Incomplete outcome data - Low, Outcome reporting - Low, Measurement - Low, Crossover -

Low, Subgroups - Low, Other 1 - Low; Indirectness of outcome: No indirectness, Comments: NA; Baseline details: Comparable for age, CDC symptoms, baseline score. More females in Acclodyne group (77% vs 59%); Blinding details: Placebo identical appearance, taste, packaging to active treatment; Group 1 Number missing: 1, Reason: Not reported; Group 2 Number missing: 1, Reason: Not reported

Protocol outcome 2: Fatigue at longest follow up available

- Actual outcome for adults; severity mixed or unclear: Checklist individual strength - fatigue severity subscale at 14 weeks; Group 1: mean 42.4 (SD 11.6); n=30, Group 2: mean 43 (SD 12.6); n=27; Checklist individual strength 8-56 Top=High is poor outcome; Comments: Baseline scores, mean (SD): acclodyne 46.5 (7.4); placebo 46.2 (7.9). Treatment effect (difference in change scores) (95% CI): 1.1 (-4, 6.5), p value 0.7

Risk of bias: All domain - Low, Selection - Low, Blinding - Low, Incomplete outcome data - Low, Outcome reporting - Low, Measurement - Low, Crossover - Low, Subgroups - Low, Other 1 - Low; Indirectness of outcome: No indirectness, Comments: NA; Baseline details: Comparable for age, CDC symptoms, baseline score. More females in Acclodyne group (77% vs 59%); Blinding details: Placebo identical appearance, taste, packaging to active treatment; Group 1 Number missing: 1, Reason: Not reported; Group 2 Number missing: 1, Reason: Not reported

Protocol outcome 3: Adverse events at longest follow up available

- Actual outcome for adults; severity mixed or unclear: Important side effects at 14 weeks; Group 1: 0/30, Group 2: 0/27; Comments: Reported as: Acclodyne and placebo treatments were well tolerated. No important side effects were reported in either group.

Risk of bias: All domain - High, Selection - Low, Blinding - Low, Incomplete outcome data - Low, Outcome reporting - Low, Measurement - High, Crossover - Low, Subgroups - Low, Other 1 - Low, Comments - Adverse events reported narratively in results section, not pre-specified in methods; study authors do not define what were considered 'important side effects'; Indirectness of outcome: No indirectness, Comments: NA; Baseline details: Comparable for age, CDC symptoms, baseline score. More females in Acclodyne group (77% vs 59%); Blinding details: Placebo identical appearance, taste, packaging to active treatment. Participants, investigators and lab technicians blinded. Unclear who assessed outcome; Group 1 Number missing: unclear, Reason: n=1 dropped out (unclear if included); Group 2 Number missing: unclear, Reason: n=1 dropped out (unclear if included)

Protocol outcome 4: Activity levels at longest follow up available

- Actual outcome for adults; severity mixed or unclear: Actometer at 14 weeks; Group 1: mean 64.9 Unclear (SD 23.4); n=30, Group 2: mean 64.9 (SD 23.5); n=27; Comments: Actometer worn continuously for 14 days during the assessment periods, the average score over 12 days was computed. Baseline scores, mean (SD): acclodyne 60.8 (20.5); placebo 64.8 (25.2). Treatment effect (difference in change scores) (95% CI): 4.1 (-5.9, 14), p-value 0.42. Risk of bias: All domain - Low, Selection - Low, Blinding - Low, Incomplete outcome data - Low, Outcome reporting - Low, Measurement - Low, Crossover - Low, Subgroups - Low, Other 1 - Low; Indirectness of outcome: No indirectness, Comments: NA; Baseline details: Comparable for age, CDC symptoms, baseline score. More females in Acclodyne group (77% vs 59%); Blinding details: Placebo identical appearance, taste, packaging to active treatment; Group 1 Number missing: 1, Reason: Not reported; Group 2 Number missing: 1, Reason: Not reported

Protocol outcomes not reported by the study	Mortality at longest follow up available; General symptom scales longest follow up available; Physical functioning at longest follow up available; Cognitive function at longest follow up available; Psychological status at longest follow up available; Pain at longest follow up available; Sleep quality at longest follow up available; Return to school or work at longest follow up available; Exercise performance measure at longest follow up available
---	--

Study	Tummers 2012 ⁷⁶⁴
Study type	RCT (Patient randomised; Parallel)
Number of studies (number of participants)	1 (n=123)
Countries and setting	Conducted in Netherlands; Setting: community-based mental health centre
Line of therapy	Unclear
Duration of study	Intervention + follow up: 6 months
Method of assessment of guideline condition	Adequate method of assessment/diagnosis: CDC criteria; if diagnosis was doubtful, based on baseline assessment and/or referral letter, a CFS expert contacted the referring GP or consultant for additional information to evaluate whether the diagnosis CFS was justified. Eligibility was examined again during the 30-min intake session with the psychiatric nurse, who asked the patient about the presence of somatic or psychiatric conditions other than CFS. If they were present, the nurse contacted the researcher who informed the CFS expert. If necessary, the expert contacted the GP or consultant for additional information. If the diagnosis of CFS could be confirmed, the patient was included in the study.
Stratum	adults; severity mixed or unclear: aged between 18 and 65 years; CFS according to the US Centers for Disease Control and Prevention (CDC) criteria - severe fatigue defined as >35 on the sub-scale fatigue severity of the Checklist Individual Strength, severely disabled operationalized as scoring <70 on the physical and/or social functioning subscale of the Medical Outcomes Survey Short Form-36 - no further detail on severity
Subgroup analysis within study	Not applicable: NA
Inclusion criteria	Aged between 18 and 65 years; CFS according to the US Centers for Disease Control and Prevention (CDC) criteria
Exclusion criteria	Engaged in a legal procedure concerning disability-related financial benefit

Recruitment/selection of patients	All referred patients meeting eligibility criteria during recruitment period
Age, gender and ethnicity	Age - Mean (SD): intervention 36.3 (12.1), waiting list 36.4 (13.6) years. Gender (M:F): 27/96. Ethnicity: not reported
Further population details	-
Indirectness of population	Very serious indirectness: during the study, for 12 patients the diagnosis of CFS turned out to be incorrect: four patients had a possible somatic explanation for their fatigue (e.g. brain damage), and eight patients seemed to have a psychiatric co-morbidity, of whom two had a substance-related disorder. The 12 patients were equally distributed between the two conditions. None of these patients were excluded from analyses. 1994 CDC criteria used; PEM is not a compulsory feature.
Interventions	(n=62) Intervention 1: Psychological and behavioural interventions - CBT. Guided self-instruction consisted of an information booklet about CFS and assignments. Patients could follow the programme, based on the protocol of CBT for CFS described in the booklet, week by week for 20 weeks. The programme challenges patients to establish goals, explains the precipitating and perpetuating factors, challenges fatigue-related cognitions and encourages to develop a sense of control over symptoms. Patients learn to reduce the focus on fatigue and establish a sleep routine. Relatively active patients (alternation of periods of (over)activity and periods of rest) first have to learn to divide their activities more evenly, then gradually increase physical activity level, by walking or riding a bicycle. Patients with a low-active physical activity pattern start immediately with gradually increasing their physical activity level. Beliefs that activity would exacerbate symptoms are challenged. Patients make a plan for work resumption, containing the date when a patient will resume work, and how they will increase the hours worked. Excessive expectations regarding the response of their social environment to their symptoms are modified and patients learn how to communicate about CFS. Patients gradually increase their mental and social activities, attain the goals as formulated earlier on step by step, including resumption of work. Finally, patients learn how to prevent a relapse and how to further improve self-control. Patients were asked to email once every 2 weeks to ask questions about the treatment and nurses monitored the progress. Intervention carried out by 8 psychiatric nurses trained in coaching patients with the minimal intervention (4 training sessions of 4 h). Nurses received 2-weekly supervision by a cognitive behavioural therapist experienced in CBT for CFS. Duration 20 weeks. Concurrent medication/care: advised to stop other treatments for fatigue. Indirectness: No

	<p>indirectness; Indirectness comment: NA Further details: 1. type of intervention: intervention delivered by experienced or specialist CFS practitioners specifically designed for ME/CFS (supervision by a cognitive behavioural therapist experienced in CBT for CFS and programme designed for CFS).</p> <p>(n=61) Intervention 2: no treatment. Waiting list. Duration 6 months. Concurrent medication/care: not reported. Indirectness: No indirectness; Indirectness comment: NA Further details: 1. type of intervention: Not applicable</p>
Funding	Academic or government funding (Dutch Medical Research Council)
<p>RESULTS (NUMBERS ANALYSED) AND RISK OF BIAS FOR COMPARISON: GUIDED SELF-INSTRUCTION versus WAITING LIST</p> <p>Protocol outcome 1: Fatigue at longest follow up available - Actual outcome for adults; severity mixed or unclear: Checklist Individual Strength fatigue severity at 6 months; MD; -8.1 (95%CI -12.4 to -3.8) (p value : <0.01) Checklist Individual Strength fatigue severity 8-56 Top=High is poor outcome; Risk of bias: All domain - High, Selection - Low, Blinding - High, Incomplete outcome data - Low, Outcome reporting - Low, Measurement - Low, Crossover - Low; Indirectness of outcome: No indirectness, Comments: NA; Baseline details: No significant baseline demographic differences, or differences in outcome at baseline; Blinding details: intervention group advised to stop other fatigue treatments; Group 1 Number missing: 7, Reason: discontinued, did not want to complete second assessment; Group 2 Number missing: 5, Reason: discontinued, did not want to complete second assessment</p> <p>Protocol outcome 2: Physical functioning at longest follow up available - Actual outcome for adults; severity mixed or unclear: SF36 physical functioning at 6 months; MD; 7.37 (95%CI -0.9 to 15.65) (p value : 0.08) SF36 physical functioning 0-100 Top=High is good outcome; Risk of bias: All domain - High, Selection - Low, Blinding - High, Incomplete outcome data - Low, Outcome reporting - Low, Measurement - Low, Crossover - Low; Indirectness of outcome: No indirectness, Comments: NA; Baseline details: No significant baseline demographic differences, or differences in outcome at baseline; Blinding details: intervention group advised to stop other fatigue treatments; Group 1 Number missing: 7, Reason: discontinued, did not want to complete second assessment; Group 2 Number missing: 5, Reason: discontinued, did not want to complete second assessment</p> <p>Protocol outcome 3: Psychological status at longest follow up available - Actual outcome for adults; severity mixed or unclear: Brief Symptom Inventory at 6 months; MD; -0.1 (95%CI -0.2 to 0.09) (p value : 0.3) Brief Symptom Inventory not reported Top=High is poor outcome;</p>	

Risk of bias: All domain - High, Selection - Low, Blinding - High, Incomplete outcome data - Low, Outcome reporting - Low, Measurement - Low, Crossover - Low; Indirectness of outcome: No indirectness, Comments: NA; Baseline details: No significant baseline demographic differences, or differences in outcome at baseline; Blinding details: intervention group advised to stop other fatigue treatments; Group 1 Number missing: 10, Reason: unclear; Group 2 Number missing: 9, Reason: unclear

Protocol outcomes not reported by the study

Quality of life at longest follow up available; Mortality at longest follow up available; General symptom scales longest follow up available; Cognitive function at longest follow up available; Pain at longest follow up available; Sleep quality at longest follow up available; Adverse events at longest follow up available; Activity levels at longest follow up available; Return to school or work at longest follow up available; Exercise performance measure at longest follow up available

Study	Wallman 2004 ⁸¹⁰
Study type	RCT (Patient randomised; Parallel)
Number of studies (number of participants)	1 (n=68)
Countries and setting	Conducted in Australia; Setting: Primary care
Line of therapy	Unclear
Duration of study	Other: 4 weeks before intervention, 12 weeks of intervention and 4 weeks after intervention
Method of assessment of guideline condition	Adequate method of assessment/diagnosis: written confirmation of a CFS diagnosis, as defined by Fukuda et al (CDC 1994 diagnostic criteria) was required from each subject's doctor.
Stratum	adults; severity mixed or unclear
Subgroup analysis within study	Not applicable
Inclusion criteria	'CFS' patients that were able to provide written confirmation of a CFS diagnosis, as defined by Fukuda et al (CDC 1994 diagnostic criteria) was required from each subject's doctor.
Exclusion criteria	alternative diagnoses, failure to provide written confirmation of diagnosis
Recruitment/selection of patients	CFS patients were recruited from notices placed in medical surgeries and by advertisements in local newspapers.
Age, gender and ethnicity	Age - Range: 16 to 74. Gender (M:F): Define. Ethnicity: Not specified
Further population details	-

Extra comments	Six subjects were classified as having had a major depressive disorder in the previous 12 months (single episodes that ranged from mild to severe without psychotic features. Two subjects were classified with dysthymia.
Indirectness of population	Serious indirectness: 1994 CDC criteria used; PEM is not a compulsory feature.
Interventions	<p>(n=34) Intervention 1: Exercise interventions - GET. Initial exercise duration was between 5 and 15 minutes, and intensity was based on the mean HR value achieved mid-point during the sub-maximal exercise tests. Graded exercise consisted of an aerobic activity that used the major large muscles of the body, of either walking, cycling or swimming. Subjects were instructed to exercise every second day unless they had a relapse. If this occurred or if symptoms became worse, the next exercise session was shortened or cancelled and subsequent sessions were reduced to a length that subjects felt was manageable (pacing). Each subject was supplied with a small laminated Borg scale, and an HR monitor to help them reach and maintain their required HR goals. Subjects rated the effort of each exercise session and recorded their exercise details in a diary. They were contacted by phone every second week over the 12 weeks to review their progress and to determine their exercise regimen for the following fortnight. Duration 12 weeks. Concurrent medication/care: not specified. Indirectness: No indirectness Further details: 1. type of intervention: not specified/ unclear</p> <p>(n=34) Intervention 2: Relaxation techniques - relaxation techniques (i.e. Alexander technique). Subjects were required to listen to a relaxation tape, and perform selected stretching exercises every second day for 12 weeks. All subjects kept a diary recording their relaxation/flexibility sessions. They were contacted by phone every second week to review their progress and to discuss the flexibility regimen for the following fortnight. They had been specifically requested not to participate in any extra physical activity while they were enrolled in the study. The exercise physiologist attempted to spend the same amount of time on the phone with all subjects in both therapy groups. Duration 12 weeks. Concurrent medication/care: not specified. Indirectness: No indirectness Further details: 1. type of intervention: involved exercise physiologist</p>
Funding	Other (not stated)

RESULTS (NUMBERS ANALYSED) AND RISK OF BIAS FOR COMPARISON: GET versus RELAXATION/ FLEXIBILITY PROGRAM

Protocol outcome 1: Quality of life at longest follow up available

- Actual outcome for adults; severity mixed or unclear: Clinical global impression change at 4 weeks post intervention; Group 1: 19/32, Group 2: 12/29; Comments: No Of Events= number of people rating themselves as 1: 'very much better' or 2: 'much better', extracted as categorised in other studies including this outcome; although in the current paper the category for clinical improvement seems to also include people with a self-rating of 3: 'a little better' with 29/32 people in the exercise group vs 22/29 people in the relaxation/ flexibility group rating themselves as being better according to the study's classification system.

Risk of bias: All domain - Very high, Selection - High, Blinding - High, Incomplete outcome data - Low, Outcome reporting - High, Measurement - Low, Crossover - Low, Subgroups - Low, Other 1 - Low; Indirectness of outcome: No indirectness; Blinding details: Not possible to blind participants and caregivers due to nature of interventions; Group 1 Number missing: 2, Reason: reasons not associated with the study; Group 2 Number missing: 5, Reason: reasons not associated with the study; excluded because body mass index (44kg/m²) prevented patient from participating in the exercise test

Protocol outcome 2: Fatigue at longest follow up available

- Actual outcome for adults; severity mixed or unclear: Mental fatigue at 4 weeks post intervention; Group 1: mean 4.5 (SD 2.02); n=32, Group 2: mean 4.8 (SD 1.92); n=29

Risk of bias: All domain - Very high, Selection - Very high, Blinding - High, Incomplete outcome data - Low, Outcome reporting - Low, Measurement - Low, Crossover - Low, Subgroups - Low, Other 1 - Low; Indirectness of outcome: No indirectness; Baseline details: difference in baseline scores; Blinding details: Not possible to blind participants and caregivers due to nature of interventions; Group 1 Number missing: 2, Reason: reasons not associated with the study; Group 2 Number missing: 5, Reason: reasons not associated with the study; excluded because body mass index (44kg/m²) prevented patient from participating in the exercise test

- Actual outcome for adults; severity mixed or unclear: Physical fatigue at 4 weeks post intervention; Group 1: mean 8.1 (SD 3.75); n=32, Group 2: mean 9.6 (SD 3.57); n=29; Chalder's fatigue scale 0-21 Top=High is poor outcome

Risk of bias: All domain - High, Selection - High, Blinding - High, Incomplete outcome data - Low, Outcome reporting - Low, Measurement - Low, Crossover - Low, Subgroups - Low, Other 1 - Low; Indirectness of outcome: No indirectness; Blinding details: Not possible to blind participants and caregivers due to nature of interventions; Group 1 Number missing: 2, Reason: reasons not associated with the study; Group 2 Number missing: 5, Reason: reasons not associated with the study; excluded because body mass index (44kg/m²) prevented patient from participating in the exercise test

Protocol outcome 3: Cognitive function at longest follow up available

- Actual outcome for adults; severity mixed or unclear: Stroop test (82 questions) at 4 weeks post intervention; Group 1: mean 79.4 (SD 4.04); n=32, Group 2: mean 71.1 (SD 21.43); n=29; Comments: A computerised version of the modified Stroop Colour Word test was used. There were two levels of difficulty based on speed of presentation. The 82 question Stroop was the less difficult version of the test.

Risk of bias: All domain - Very high, Selection - Very high, Blinding - High, Incomplete outcome data - Low, Outcome reporting - Low, Measurement - Low, Crossover - Low, Subgroups - Low, Other 1 - Low; Indirectness of outcome: No indirectness; Baseline details: difference in baseline scores; Blinding details: Not possible to blind participants and caregivers due to nature of interventions; Group 1 Number missing: 2, Reason: reasons not associated with the study; Group 2 Number missing: 5, Reason: reasons not associated with the study; excluded because body mass index (44kg/m²) prevented patient from participating in the exercise test

- Actual outcome for adults; severity mixed or unclear: Stroop test (95 questions) at 4 weeks post intervention; Group 1: mean 87.5 (SD 17.61); n=32, Group 2: mean 73.1 (SD 35.17); n=29; Comments: A computerised version of the modified Stroop Colour Word test was used. There were two levels of difficulty based on speed of presentation. The 95 questions Stroop was the more difficult version of the test.

Risk of bias: All domain - Very high, Selection - Very high, Blinding - High, Incomplete outcome data - Low, Outcome reporting - Low, Measurement - Low, Crossover - Low, Subgroups - Low, Other 1 - Low; Indirectness of outcome: No indirectness; Baseline details: difference in baseline scores; Blinding details: Not possible to blind participants and caregivers due to nature of interventions; Group 1 Number missing: 2, Reason: reasons not associated with the study; Group 2 Number missing: 5, Reason: reasons not associated with the study; excluded because body mass index (44kg/m²) prevented patient from participating in the exercise test

Protocol outcome 4: Psychological status at longest follow up available

- Actual outcome for adults; severity mixed or unclear: Depression (HADS) at 4 weeks post intervention; Group 1: mean 4.8 (SD 3.17); n=32, Group 2: mean 6.5 (SD 3.02); n=29; Comments: score <8 is considered non-pathological; SDs calculated from confidence intervals reported

Risk of bias: All domain - High, Selection - High, Blinding - High, Incomplete outcome data - Low, Outcome reporting - Low, Measurement - Low, Crossover - Low, Subgroups - Low, Other 1 - Low; Indirectness of outcome: No indirectness; Blinding details: Not possible to blind participants and caregivers due to nature of interventions; Group 1 Number missing: 2, Reason: reasons not associated with the study; Group 2 Number missing: 5, Reason: reasons not associated with the study; excluded because body mass index (44kg/m²) prevented patient from participating in the exercise test

- Actual outcome for adults; severity mixed or unclear: Anxiety (HADS) at 4 weeks post intervention; Group 1: mean 5.7 (SD 4.04); n=32, Group 2: mean 7.8 (SD 3.85); n=29; Hads Anxiety and Depressions Scale (HADS) 0-21 Top=High is poor outcome; Comments: SDs calculated from confidence intervals

Risk of bias: All domain - Very high, Selection - Very high, Blinding - High, Incomplete outcome data - Low, Outcome reporting - Low, Measurement - Low, Crossover - Low, Subgroups - Low, Other 1 - Low; Indirectness of outcome: No indirectness; Baseline details: Baseline differences in anxiety scores with exercise group mean scores being lower than the cut-off score considered pathological and relaxation/flexibility group mean scores exceeding this cut-off; Blinding details: Not possible to blind participants and caregivers due to nature of interventions; Group 1 Number missing: 2, Reason: reasons not associated with the study; Group 2 Number missing: 5, Reason: reasons not associated with the study; excluded because body mass index (44kg/m²) prevented patient from participating in the exercise test

Protocol outcome 5: Exercise performance measure at longest follow up available

- Actual outcome for adults; severity mixed or unclear: Oxygen uptake/VO₂ peak (ml/kg/min) at 4 weeks post intervention (during exercise test); Group 1:

mean 17.1 mL/kg/min (SD 6.06); n=32, Group 2: mean 14.4 mL/kg/min (SD 5.5); n=29; Comments: Means of mean values at target heart rate (THR) for participants who reached THR, and peak values for participants who did not reach THR in exercise test.

Risk of bias: All domain - High, Selection - High, Blinding - Low, Incomplete outcome data - Low, Outcome reporting - Low, Measurement - High, Crossover - Low, Subgroups - Low, Other 1 - Low; Indirectness of outcome: No indirectness; Blinding details: Lack of blinding unlikely to influence physiological scores; Group 1 Number missing: 2, Reason: reasons not associated with the study; Group 2 Number missing: 5, Reason: reasons not associated with the study; excluded because body mass index (44kg/m2) prevented patient from participating in the exercise test

Protocol outcomes not reported by the study

Mortality at longest follow up available; General symptom scales longest follow up available; Physical functioning at longest follow up available; Pain at longest follow up available; Sleep quality at longest follow up available; Adverse events at longest follow up available; Activity levels at longest follow up available; Return to school or work at longest follow up available

Study	Wearden 1998 ⁸³¹
Study type	RCT (Patient randomised; Parallel)
Number of studies (number of participants)	1 (n=68)
Countries and setting	Conducted in United Kingdom; Setting: university department of medicine out-patient clinic
Line of therapy	Unclear
Duration of study	Intervention + follow up: 26 weeks
Method of assessment of guideline condition	Adequate method of assessment/diagnosis: Patients met Oxford research criteria for CFS and had been medically assessed by a doctor
Stratum	Adults; moderate severity
Subgroup analysis within study	Not applicable
Inclusion criteria	Patients over 18 years, meeting Oxford research criteria for CFS; pre-menopausal women were required to take precautions against pregnancy during the trial; people taking anti-depressant medication were required to stop and undergo at least two weeks of washout period
Exclusion criteria	Not specified
Recruitment/selection of patients	Consecutive referrals
Age, gender and ethnicity	Age - Mean (SD): intervention: 40.4 (11.9); control: 37.6 (10.7). Gender (M:F): 20/48. Ethnicity: not specified
Further population details	-

Extra comments	The population of the two arms extracted as intervention and control were part of a RCT that originally had four arms, two of which were relevant to exercise interventions and have hence been extracted in this review.
Indirectness of population	No indirectness
Interventions	<p>(n=34) Intervention 1: Exercise interventions - GET. Participants were told they would receive one of two forms of lifestyle advice and were blind to the other type of advice; They were instructed to carry out their preferred aerobic activity (usually walking/jogging, swimming or cycling) for 20 minutes at least three times per week. The intensity of the activity was initially set at a level which utilised oxygen at approximately 75% of the subject's tested functional maximum. Subjects monitored their prescribed exercise programmes on a chart along with pre-and-post-exercise heart rates and perceived exertion. Exercise intensity was increased when there was a consistent recorded reduction of 10 beats per minute in post-exercise heart rate for one week and two points on the perceived exertion scale (about three times in six months in an adherent patient). Subjects adhered to the exercise programme if their charts showed that they had performed the required intensity, at least three times per week. Duration 26 weeks. Concurrent medication/care: not specified. Indirectness: No indirectness Further details: 1. type of intervention: not stated/unclear</p> <p>(n=34) Intervention 2: placebo or sham - placebo/sham. Subjects were not offered any specific advice on how much exercise they should be taking, but were told to do what they could when they felt capable and to rest when they felt they needed to. Subjects who attended the required appointments adhered to the non-exercise treatment. Duration 26 weeks. Concurrent medication/care: not specified. Indirectness: No indirectness Further details: 1. type of intervention: not applicable</p>
Funding	Other (The Linbury Trust)
RESULTS (NUMBERS ANALYSED) AND RISK OF BIAS FOR COMPARISON: GET versus PLACEBO/SHAM	
<p>Protocol outcome 1: Fatigue at longest follow up available - Actual outcome for adults; severity mixed or unclear: Fatigue at 26 weeks; Group 1: mean -5.7 (SD 11.3); n=34, Group 2: mean -2.7 (SD 8.06); n=34;</p>	

Comments: ITT analysis with scores on previous assessment carried forward; SD calculated from 95% CIs reported
 Risk of bias: All domain - Very high, Selection - High, Blinding - Low, Incomplete outcome data - High, Outcome reporting - Low, Measurement - Low, Crossover - Low, Subgroups - Low, Other 1 - High, Other 2 - High; Indirectness of outcome: No indirectness; Baseline details: baseline differences in age, duration of fatigue at baseline could have influenced results; Group 1 Number missing: 11, Reason: 11 of those randomised (n=34) dropped out from treatment, and 23 fully completed all assessments and only 14 of those were assessed to comply fully with graded exercise; Group 2 Number missing: 5, Reason: 5 of those randomised (n=34) dropped out and 29 completed all assessments

Protocol outcome 2: Psychological status at longest follow up available

- Actual outcome for adults; severity mixed or unclear: Depression at 26 weeks; Group 1: mean -1.2 (SD 3.87); n=34, Group 2: mean -1.3 (SD 2.97); n=34;

Comments: SDs calculated from 95% CIs

Risk of bias: All domain - Very high, Selection - High, Blinding - Low, Incomplete outcome data - High, Outcome reporting - Low, Measurement - Low, Crossover - Low, Subgroups - Low, Other 1 - High, Other 2 - High; Indirectness of outcome: No indirectness; Baseline details: baseline differences in age, duration of fatigue at baseline could have influenced results; Group 1 Number missing: 11, Reason: 11 of those randomised (n=34) dropped out from treatment, and 23 fully completed all assessments and only 14 of those were assessed to comply fully with graded exercise; Group 2 Number missing: 5, Reason: 5 of those randomised (n=34) dropped out and 29 completed all assessments

Protocol outcome 3: Exercise performance measure at longest follow up available

- Actual outcome for adults; severity mixed or unclear: Functional work capacity (fwc – VO2 peak) at 26 weeks; Group 1: mean 2.8 ml O2/kg/min (SD 5.95); n=34, Group 2: mean -0.1 ml O2/kg/min (SD 5.06); n=34; Comments: Outcome was determined using a Bosch ERG 551 electronically braked cycle ergometer. It was calculated as the amount of oxygen (in millilitres) consumed in the final minute of exercise per kilogram of body weight.

Risk of bias: All domain - Very high, Selection - High, Blinding - Low, Incomplete outcome data - High, Outcome reporting - Low, Measurement - Low, Crossover - Low, Subgroups - Low, Other 1 - High, Other 2 - High; Indirectness of outcome: No indirectness; Baseline details: baseline differences in age, duration of fatigue at baseline could have influenced results; Group 1 Number missing: 11, Reason: 11 of those randomised (n=34) dropped out from treatment, and 23 fully completed all assessments and only 14 of those were assessed to comply fully with graded exercise; Group 2 Number missing: 5, Reason: 5 of those randomised (n=34) dropped out and 29 completed all assessments

Protocol outcomes not reported by the study

Quality of life at longest follow up available; Mortality at longest follow up available; General symptom scales longest follow up available; Physical functioning at longest follow up available; Cognitive function at longest follow up available; Pain at longest follow up available; Sleep quality at longest follow up available; Adverse events at longest follow up available; Activity levels at longest follow up available; Return to school or work at longest follow up available

Study	Weatherley-Jones 2004 ⁸³³
Study type	RCT (Patient randomised; Parallel)
Number of studies (number of participants)	(n=103)
Countries and setting	Conducted in United Kingdom; Setting: Two community homeopathy clinics
Line of therapy	Unclear
Duration of study	Intervention + follow up: 7 months
Method of assessment of guideline condition	Adequate method of assessment/diagnosis: Patients included if they met the Oxford criteria for CFS diagnosis. Physical examination, blood tests, and a psychiatric assessment performed as part of assessment for eligibility.
Stratum	adults; severity mixed or unclear: Age >18 years and meeting the Oxford criteria - no further information on severity.
Subgroup analysis within study	Not applicable: NA
Inclusion criteria	Age >18 years; meeting the Oxford criteria for CFS case definition; no clinically significant abnormalities in full blood count, liver function tests, thyroid stimulating hormone, acute phase protein, urea and electrolytes, and no protein or glucose in urine.
Exclusion criteria	Psychiatric exclusions: primary major depression, bipolar disorders, psychosis, eating disorders, substance abuse/dependence, somatisation disorders; currently engaged in individual counselling or psychotherapy; in clinical trials for other CFS treatments; already receiving or completed homeopathic treatment or CBT for CFS; pregnant.
Recruitment/selection of patients	Patients were recruited from two hospital outpatient clinics. Consecutive new referrals were assessed for eligibility.

Age, gender and ethnicity	Age - Mean (SD): homeopathy group 38.9 (10.6) years; placebo group 38.8 (11.2) years. Gender (M:F): 42/61. Ethnicity: Not reported
Further population details	-
Extra comments	-
Indirectness of population	Serious indirectness: Oxford criteria used; PEM is not a compulsory feature.
Interventions	<p>(n=53) Intervention 1: complementary therapies - homeopathy. Monthly consultations with a registered homeopath (9 homeopaths from 2 clinics); 90 minutes for initial consultation and 45 minutes for subsequent consultations. Homeopaths prescribed remedies according to their usual practice, generally a single remedy per consultation. Remedy prepared/dispensed by single homeopathic pharmacy. Duration 6 months. Concurrent medication/care: Not reported. Indirectness: No indirectness; Indirectness comment: NA Further details: 1. type of intervention: Not stated / Unclear</p> <p>(n=50) Intervention 2: placebo or sham - placebo/sham. Monthly consultations with a registered homeopath (9 homeopaths from 2 clinics); 90 minutes for initial consultation and 45 minutes for subsequent consultations. Homeopaths prescribed remedies according to their usual practice, generally a single remedy per consultation. Placebos were prepared in the same way as the homeopathic medicines, but did not contain the indicated source material. Placebo prepared/dispensed by single homeopathic pharmacy. Duration 6 months. Concurrent medication/care: Not reported. Indirectness: No indirectness; Indirectness comment: NA Further details: 1. type of intervention: Not stated / Unclear</p>
Funding	Other (Grant from a charitable trust (Linbury Trust))
<p>RESULTS (NUMBERS ANALYSED) AND RISK OF BIAS FOR COMPARISON: HOMEOPATHIC MEDICINE versus PLACEBO</p> <p>Protocol outcome 1: Quality of life at longest follow up available - Actual outcome for adults; severity mixed or unclear: Functional limitations profile - physical dimension at 7 months; Group 1: mean 5.11 (SD 8.82); n=43, Group 2: mean 2.72 (SD 8.4); n=43; Functional limitations profile Not reported Top= High is poor outcome; Comments: It is unclear if these are</p>	

mean percentage changes or absolute changes in score. ANCOVA analysis with baseline outcome value as covariate.

Baseline scores (SD): homeopathic medicine 20.4 (14.1); placebo 22.1 (14.9).

Risk of bias: All domain - High, Selection - Low, Blinding - Low, Incomplete outcome data - High, Outcome reporting - Low, Measurement - Low, Crossover - Low, Subgroups - Low, Other 1 - Low, Comments - Missing data - Intention to treat analysis performed on actual data and imputed missing item data from those who returned partially completed questionnaires (all unit missing data excluded from analysis). The amount of missing data that has been imputed is not reported. Numbers below reflect excluded all unit missing data, not imputed missing data; Indirectness of outcome: No indirectness, Comments: NA; Baseline details: Baseline scores are comparable between groups. Age, gender, and duration of symptoms are comparable between groups; Blinding details: Trial coordinator requested a homeopathic pharmacy to dispense the prescribed remedy directly to the patient. Homeopathic medicines and placebos were identical in appearance and taste, and identically labelled. There was no direct contact between homeopaths/patients and homeopathic pharmacy; Group 1 Number missing: 10, Reason: Lost to follow-up/did not return final questionnaire; Group 2 Number missing: 7, Reason: Lost to follow-up/did not return final questionnaire

- Actual outcome for adults; severity mixed or unclear: Functional limitations profile - psychosocial dimension at 7 months; Group 1: mean 9.81 (SD 14.19); n=43, Group 2: mean 6.76 (SD 10.67); n=43; Functional limitations profile Not reported Top= High is poor outcome; Comments: It is unclear if these are mean percentage changes or absolute changes in score. ANCOVA analysis with baseline outcome value as covariate.

Baseline scores (SD): homeopathic medicine 35.1 (14.8); placebo 36.3 (15.0).

Risk of bias: All domain - High, Selection - Low, Blinding - Low, Incomplete outcome data - High, Outcome reporting - Low, Measurement - Low, Crossover - Low, Subgroups - Low, Other 1 - Low, Comments - Missing data - Intention to treat analysis performed on actual data and imputed missing item data from those who returned partially completed questionnaires (all unit missing data excluded from analysis). The amount of missing data that has been imputed is not reported. Numbers below reflect excluded all unit missing data, not imputed missing data; Indirectness of outcome: No indirectness, Comments: NA; Baseline details: Baseline scores are comparable between groups. Age, gender, and duration of symptoms are comparable between groups; Blinding details: Trial coordinator requested a homeopathic pharmacy to dispense the prescribed remedy directly to the patient. Homeopathic medicines and placebos were identical in appearance and taste, and identically labelled. There was no direct contact between homeopaths/patients and homeopathic pharmacy; Group 1 Number missing: 10, Reason: Lost to follow-up/did not return final questionnaire; Group 2 Number missing: 7, Reason: Lost to follow-up/did not return final questionnaire

Protocol outcome 2: Fatigue at longest follow up available

- Actual outcome for adults; severity mixed or unclear: Multidimensional fatigue inventory - general fatigue at 7 months; Group 1: mean 2.7 (SD 3.93); n=43, Group 2: mean 1.35 (SD 2.66); n=43; Multidimensional fatigue inventory 4-20 Top=High is poor outcome; Comments: Baseline scores (SD): homeopathic medicine 18.4 (1.7); placebo 18.1 (2.2).

Risk of bias: All domain - High, Selection - Low, Blinding - Low, Incomplete outcome data - High, Outcome reporting - Low, Measurement - Low, Crossover - Low, Subgroups - Low, Other 1 - Low, Comments - Missing data - Intention to treat analysis performed on actual data and imputed missing item data from those who returned partially completed questionnaires (all unit missing data excluded from analysis). The amount of missing data that has been

imputed is not reported. Numbers below reflect excluded all unit missing data, not imputed missing data; Indirectness of outcome: No indirectness, Comments: NA; Baseline details: Baseline scores are comparable between groups. Age, gender, and duration of symptoms are comparable between groups; Blinding details: Trial coordinator requested a homeopathic pharmacy to dispense the prescribed remedy directly to the patient. Homeopathic medicines and placebos were identical in appearance and taste, and identically labelled. There was no direct contact between homeopaths/patients and homeopathic pharmacy; Group 1 Number missing: 10, Reason: Lost to follow-up/did not return final questionnaire; Group 2 Number missing: 7, Reason: Lost to follow-up/did not return final questionnaire

- Actual outcome for adults; severity mixed or unclear: Multidimensional fatigue inventory - physical fatigue at 7 months; Group 1: mean 2.13 (SD 4); n=43, Group 2: mean 1.28 (SD 2.74); n=43; Multidimensional fatigue inventory 4-20 Top=High is poor outcome; Comments: Baseline scores (SD): homeopathic medicine 18.0 (2.2); placebo 17.5 (3.1).

Risk of bias: All domain - High, Selection - Low, Blinding - Low, Incomplete outcome data - High, Outcome reporting - Low, Measurement - Low, Crossover - Low, Subgroups - Low, Other 1 - Low, Comments - Missing data - Intention to treat analysis performed on actual data and imputed missing item data from those who returned partially completed questionnaires (all unit missing data excluded from analysis). The amount of missing data that has been imputed is not reported. Numbers reported missing reflects excluded all unit missing data, not imputed missing data; Indirectness of outcome: No indirectness; Baseline details: Baseline scores are comparable between groups. Age, gender, and duration of symptoms are comparable between groups; Blinding details: Trial coordinator requested a homeopathic pharmacy to dispense the prescribed remedy directly to the patient. Homeopathic medicines and placebos were identical in appearance and taste, and identically labelled. There was no direct contact between homeopaths/patients and homeopathic pharmacy; Group 1 Number missing: 10, Reason: Lost to follow-up/did not return final questionnaire; Group 2 Number missing: 7, Reason: Lost to follow-up/did not return final questionnaire

- Actual outcome for adults; severity mixed or unclear: Multidimensional fatigue inventory - mental fatigue at 7 months; Group 1: mean 2.7 (SD 4.01); n=43, Group 2: mean 2.05 (SD 2.86); n=43; Multidimensional fatigue inventory 4-20 Top=High is poor outcome; Comments: Baseline scores (SD): homeopathic medicine 16.7 (3.7); placebo 16.5 (3.0).

Risk of bias: All domain - High, Selection - Low, Blinding - Low, Incomplete outcome data - High, Outcome reporting - Low, Measurement - Low, Crossover - Low, Subgroups - Low, Other 1 - Low, Comments - Missing data - Intention to treat analysis performed on actual data and imputed missing item data from those who returned partially completed questionnaires (all unit missing data excluded from analysis). The amount of missing data that has been imputed is not reported. Numbers below reflect excluded all unit missing data, not imputed missing data; Indirectness of outcome: No indirectness, Comments: NA; Baseline details: Baseline scores are comparable between groups. Age, gender, and duration of symptoms are comparable between groups; Blinding details: Trial coordinator requested a homeopathic pharmacy to dispense the prescribed remedy directly to the patient. Homeopathic medicines and placebos were identical in appearance and taste, and identically labelled. There was no direct contact between homeopaths/patients and homeopathic pharmacy; Group 1 Number missing: 10, Reason: Lost to follow-up/did not return final questionnaire; Group 2 Number missing: 7, Reason: Lost to follow-up/did not return final questionnaire

- Actual outcome for adults; severity mixed or unclear: Multidimensional fatigue inventory - reduced activity at 7 months; Group 1: mean 2.72 (SD 4.47); n=43, Group 2: mean 1.81 (SD 2.82); n=43; Multidimensional fatigue inventory 4-20 Top=High is poor outcome; Comments: Baseline scores (SD):

homeopathic medicine 16.1 (3.1); placebo 16.4 (3.8).

Risk of bias: All domain - High, Selection - Low, Blinding - Low, Incomplete outcome data - High, Outcome reporting - Low, Measurement - Low, Crossover - Low, Subgroups - Low, Other 1 - Low, Comments - Missing data - Intention to treat analysis performed on actual data and imputed missing item data from those who returned partially completed questionnaires (all unit missing data excluded from analysis). The amount of missing data that has been imputed is not reported. Numbers below reflect excluded all unit missing data, not imputed missing data; Indirectness of outcome: No indirectness, Comments: NA; Baseline details: Baseline scores are comparable between groups. Age, gender, and duration of symptoms are comparable between groups; Blinding details: Trial coordinator requested a homeopathic pharmacy to dispense the prescribed remedy directly to the patient. Homeopathic medicines and placebos were identical in appearance and taste, and identically labelled. There was no direct contact between homeopaths/patients and homeopathic pharmacy; Group 1 Number missing: 10, Reason: Lost to follow-up/did not return final questionnaire; Group 2 Number missing: 7, Reason: Lost to follow-up/did not return final questionnaire

- Actual outcome for adults; severity mixed or unclear: Multidimensional fatigue inventory - reduced motivation at 7 months; Group 1: mean 1.35 (SD 4.15); n=43, Group 2: mean 1.65 (SD 3.02); n=43; Multidimensional fatigue inventory 4-20 Top=High is poor outcome; Comments: Baseline scores (SD): homeopathic medicine 13.0 (3.9); placebo 13.2 (3.7).

Risk of bias: All domain - High, Selection - Low, Blinding - Low, Incomplete outcome data - High, Outcome reporting - Low, Measurement - Low, Crossover - Low, Subgroups - Low, Other 1 - Low, Comments - Missing data - Intention to treat analysis performed on actual data and imputed missing item data from those who returned partially completed questionnaires (all unit missing data excluded from analysis). The amount of missing data that has been imputed is not reported. Numbers below reflect excluded all unit missing data, not imputed missing data; Indirectness of outcome: No indirectness, Comments: NA; Baseline details: Baseline scores are comparable between groups. Age, gender, and duration of symptoms are comparable between groups; Blinding details: Trial coordinator requested a homeopathic pharmacy to dispense the prescribed remedy directly to the patient. Homeopathic medicines and placebos were identical in appearance and taste, and identically labelled. There was no direct contact between homeopaths/patients and homeopathic pharmacy; Group 1 Number missing: 10, Reason: Lost to follow-up/did not return final questionnaire; Group 2 Number missing: 7, Reason: Lost to follow-up/did not return final questionnaire

- Actual outcome for adults; severity mixed or unclear: Fatigue impact scale - cognitive dimension at 7 months; Group 1: mean 4.88 (SD 9.3); n=43, Group 2: mean 4.21 (SD 7.18); n=43; Fatigue impact scale 0-40 Top=High is poor outcome; Comments: It is unclear if these are mean percentage changes or absolute changes in score. ANCOVA analysis with baseline outcome value as covariate.

Baseline scores (SD): homeopathic medicine 24.1 (9.0); placebo 24.2 (8.0).

Risk of bias: All domain - High, Selection - Low, Blinding - Low, Incomplete outcome data - High, Outcome reporting - Low, Measurement - Low, Crossover - Low, Subgroups - Low, Other 1 - Low, Comments - Missing data - Intention to treat analysis performed on actual data and imputed missing item data from those who returned partially completed questionnaires (all unit missing data excluded from analysis). The amount of missing data that has been imputed is not reported. Numbers below reflect excluded all unit missing data, not imputed missing data; Indirectness of outcome: No indirectness, Comments: NA; Baseline details: Baseline scores are comparable between groups. Age, gender, and duration of symptoms are comparable between groups; Blinding details: Trial coordinator requested a homeopathic pharmacy to dispense the prescribed remedy directly to the patient. Homeopathic

medicines and placebos were identical in appearance and taste, and identically labelled. There was no direct contact between homeopaths/patients and homeopathic pharmacy; Group 1 Number missing: 10, Reason: Lost to follow-up/did not return final questionnaire; Group 2 Number missing: 7, Reason: Lost to follow-up/did not return final questionnaire

- Actual outcome for adults; severity mixed or unclear: Fatigue impact scale - physical dimension at 7 months; Group 1: mean 4.98 (SD 8.5); n=43, Group 2: mean 5.3 (SD 6.69); n=43; Fatigue impact scale 0-40 Top=High is poor outcome; Comments: It is unclear if these are mean percentage changes or absolute changes in score. ANCOVA analysis with baseline outcome value as covariate.

Baseline scores (SD): homeopathic medicine 27.3 (6.8); placebo 27.4 (7.1).

Risk of bias: All domain - High, Selection - Low, Blinding - Low, Incomplete outcome data - High, Outcome reporting - Low, Measurement - Low, Crossover - Low, Subgroups - Low, Other 1 - Low, Comments - Missing data - Intention to treat analysis performed on actual data and imputed missing item data from those who returned partially completed questionnaires (all unit missing data excluded from analysis). The amount of missing data that has been imputed is not reported. Numbers below reflect excluded all unit missing data, not imputed missing data; Indirectness of outcome: No indirectness, Comments: NA; Baseline details: Baseline scores are comparable between groups. Age, gender, and duration of symptoms are comparable between groups; Blinding details: Trial coordinator requested a homeopathic pharmacy to dispense the prescribed remedy directly to the patient. Homeopathic medicines and placebos were identical in appearance and taste, and identically labelled. There was no direct contact between homeopaths/patients and homeopathic pharmacy; Group 1 Number missing: 10, Reason: Lost to follow-up/did not return final questionnaire; Group 2 Number missing: 7, Reason: Lost to follow-up/did not return final questionnaire

- Actual outcome for adults; severity mixed or unclear: Fatigue impact scale - social dimension at 7 months; Group 1: mean 7.92 (SD 18.02); n=43, Group 2: mean 8.2 (SD 14.06); n=43; Fatigue impact scale 0-80 Top=High is poor outcome; Comments: It is unclear if these are mean percentage changes or absolute changes in score. ANCOVA analysis with baseline outcome value as covariate.

Baseline scores (SD): homeopathic medicine 44.8 (15.5); placebo 44.7 (16.4).

Risk of bias: All domain - High, Selection - Low, Blinding - Low, Incomplete outcome data - High, Outcome reporting - Low, Measurement - Low, Crossover - Low, Subgroups - Low, Other 1 - Low, Comments - Missing data - Intention to treat analysis performed on actual data and imputed missing item data from those who returned partially completed questionnaires (all unit missing data excluded from analysis). The amount of missing data that has been imputed is not reported. Numbers below reflect excluded all unit missing data, not imputed missing data; Indirectness of outcome: No indirectness, Comments: NA; Baseline details: Baseline scores are comparable between groups. Age, gender, and duration of symptoms are comparable between groups; Blinding details: Trial coordinator requested a homeopathic pharmacy to dispense the prescribed remedy directly to the patient. Homeopathic medicines and placebos were identical in appearance and taste, and identically labelled. There was no direct contact between homeopaths/patients and homeopathic pharmacy; Group 1 Number missing: 10, Reason: Lost to follow-up/did not return final questionnaire; Group 2 Number missing: 7, Reason: Lost to follow-up/did not return final questionnaire

Protocol outcomes not reported by the study

Mortality at longest follow up available; General symptom scales longest follow up available; Physical functioning at longest follow up available; Cognitive function at longest follow up available; Psychological

status at longest follow up available; Pain at longest follow up available; Sleep quality at longest follow up available; Adverse events at longest follow up available; Activity levels at longest follow up available; Return to school or work at longest follow up available; Exercise performance measure at longest follow up available

Study	Wiborg 2015 ⁸⁵¹
Study type	RCT (Patient randomised; Parallel)
Number of studies (number of participants)	1 (n=204)
Countries and setting	Conducted in Netherlands; Setting: outpatient clinic
Line of therapy	Unclear
Duration of study	Intervention + follow up: 6 months
Method of assessment of guideline condition	Adequate method of assessment/diagnosis: Department of Internal Medicine assessed the medical examination status of all patients and decided whether patients had been sufficiently examined by a medical doctor to rule out relevant medical explanations. If patients had not been sufficiently examined, they were seen for standard medical tests prior to referral to the outpatient clinic. In accordance with CDC recommendations, sufficient medical examination included evaluation of somatic parameters that may provide evidence for a plausible somatic explanation for prolonged fatigue. When abnormalities were detected in these tests, additional tests were made based on the judgement of the clinician of the Department of Internal Medicine who ultimately decided about the appropriateness of referral. Trained therapists ruled out psychiatric comorbidity as potential explanation for the complaints in unstructured clinical interviews.
Stratum	adults; severity mixed or unclear: at least 18 years of age; meeting CDC criteria - severe fatigue defined as a score of 35 or higher on the fatigue severity subscale of the Checklist Individual Strength and substantial impairment as a weighted total score of 700 or higher on the Sickness Impact Profile
Subgroup analysis within study	Not applicable: NA
Inclusion criteria	At least 18 years of age; able to speak and read Dutch; meeting CDC criteria
Exclusion criteria	Patients who were in dispute over a disability pension were temporarily excluded from the trial

Recruitment/selection of patients	Patients referred to the outpatient clinic for the management of chronic fatigue during the recruitment period and meeting eligibility criteria
Age, gender and ethnicity	Age - Mean (SD): CBT 38.1 (11.5), waiting list 37.3 (10.8) years. Gender (M:F): 47/157. Ethnicity: not reported
Further population details	-
Indirectness of population	Serious indirectness: 1994 CDC criteria used; PEM is not a compulsory feature.
Interventions	<p>(n=136) Intervention 1: Psychological and behavioural interventions - CBT. 14 group sessions of 2 h within a period of 6 months. Included personal goal setting, fixing sleep-wake cycles, reducing the focus on bodily symptoms, a systematic challenge of fatigue-related beliefs, regulation and gradual increase in activities, and accomplishment of personal goals. Patients received a workbook with the content of the therapy. During sessions, patients were explicitly invited to give feedback about fatigue-related cognitions and behaviours to fellow patients. Group therapists (n=12) held degrees in psychology with the exception of a therapist who held a degree in pedagogy and a social worker with experience in group therapy, who also coordinated the group programme. All therapists were trained in manualised CBT for individual CFS patients. Duration 6 months. Concurrent medication/care: not reported. Indirectness: No indirectness; Indirectness comment: NA</p> <p>Further details: 1. type of intervention: Not stated / Unclear (therapists trained in CBT for CFS but unclear whether CBT was designed specifically for CFS).</p> <p>Comments: 2 trial arms combined: CBT in groups of 8 patients and 2 therapists and CBT in groups of 4 patients and 1 therapist</p> <p>(n=68) Intervention 2: no treatment. Waiting list. Duration 6 months. Concurrent medication/care: not reported. Indirectness: No indirectness; Indirectness comment: NA</p> <p>Further details: 1. type of intervention: Not applicable</p>
Funding	Funding not stated

RESULTS (NUMBERS ANALYSED) AND RISK OF BIAS FOR COMPARISON: CBT versus NO TREATMENT

Protocol outcome 1: General symptom scales longest follow up available
 - Actual outcome for adults; severity mixed or unclear: Sickness Impact Profile at 6 months; Group 1: mean 800 (SD 664); n=136, Group 2: mean 1389 (SD 561); n=68; Sickness Impact Profile 0-5799 Top=High is poor outcome; Comments: Baseline values: CBT 1554 (533), waiting list 1495 (453)
 Risk of bias: All domain - Very high, Selection - Low, Blinding - High, Incomplete outcome data - Low, Outcome reporting - High, Measurement - Low, Crossover - Low; Indirectness of outcome: No indirectness, Comments: NA; Group 1 Number missing: 26, Reason: loss to follow up; Group 2 Number missing: 8, Reason: loss to follow up

Protocol outcome 2: Fatigue at longest follow up available
 - Actual outcome for adults; severity mixed or unclear: Checklist Individual Strength - fatigue severity sub scale at 6 months; Group 1: mean 33.5 (SD 13.6); n=136, Group 2: mean 46.6 (SD 8.5); n=68; Checklist Individual Strength - fatigue severity sub scale 8-56 Top=High is poor outcome; Comments: Baseline values: 50.9 (4.7), waiting list 49.9 (4.8)
 Risk of bias: All domain - Very high, Selection - Low, Blinding - High, Incomplete outcome data - Low, Outcome reporting - High, Measurement - Low, Crossover - Low; Indirectness of outcome: No indirectness, Comments: NA; Group 1 Number missing: 26, Reason: loss to follow up; Group 2 Number missing: 8, Reason: loss to follow up

Protocol outcome 3: Physical functioning at longest follow up available
 - Actual outcome for adults; severity mixed or unclear: SF36 - physical functioning at 6 months; Group 1: mean 74.4 (SD 22); n=136, Group 2: mean 63.3 (SD 21.1); n=68; SF36 physical functioning 0-100 Top=High is good outcome; Comments: Baseline values: CBT 55.4 (18.8), waiting list 60 (20)
 Risk of bias: All domain - Very high, Selection - Low, Blinding - High, Incomplete outcome data - Low, Outcome reporting - High, Measurement - Low, Crossover - Low; Indirectness of outcome: No indirectness, Comments: NA; Group 1 Number missing: 26, Reason: loss to follow up; Group 2 Number missing: 8, Reason: loss to follow up

Protocol outcome 4: Psychological status at longest follow up available
 - Actual outcome for adults; severity mixed or unclear: Symptom Checklist 90 - psychological distress at 6 months; Group 1: mean 135 (SD 32); n=136, Group 2: mean 153 (SD 38.5); n=68; Symptom Checklist 90 - psychological distress not reported Top=High is poor outcome; Comments: Baseline values: CBT 166 (37.3), waiting list 159 (38.3)
 Risk of bias: All domain - Very high, Selection - Low, Blinding - High, Incomplete outcome data - Low, Outcome reporting - High, Measurement - Low, Crossover - Low; Indirectness of outcome: No indirectness, Comments: NA; Group 1 Number missing: 26, Reason: loss to follow up; Group 2 Number missing: 8, Reason: loss to follow up

Protocol outcomes not reported by the study

Quality of life at longest follow up available; Mortality at longest follow up available; Cognitive function at longest follow up available; Pain at longest follow up available; Sleep quality at longest follow up available;

Adverse events at longest follow up available; Activity levels at longest follow up available; Return to school or work at longest follow up available; Exercise performance measure at longest follow up available

Study	Windthorst 2017 ⁸⁶¹
Study type	RCT (Patient randomised; Parallel)
Number of studies (number of participants)	1 (n=28)
Countries and setting	Conducted in Germany; Setting: outpatients
Line of therapy	Unclear
Duration of study	Follow up (post intervention): 5 months
Method of assessment of guideline condition	Adequate method of assessment/diagnosis: screened according to the CDC criteria; two structured clinical interviews for: DSM-IV Axis Disorders (SCID-I), the somatoform Disorder Schedule (SDS)
Stratum	adults; severity mixed or unclear
Subgroup analysis within study	Not applicable
Inclusion criteria	Participants were screened according to the criteria for CFS of the CDC
Exclusion criteria	exclusion criteria included somatic or medical conditions that explained fatigue (e.g. cancer), substance abuse, a primary psychiatric disorder (e.g. schizophrenia), major depression or anxiety disorder, an ongoing psychotherapy or activation programme, and a body-mass index lower than 18.5 kg/m ² or higher than 35 kg/m ² ; men were also excluded based on the knowledge that more women than men who experience CFS seek treatment
Recruitment/selection of patients	patients were recruited through advertisements in local newspapers and by an Internet web page
Age, gender and ethnicity	Age - Mean (SD): 50.7 (9.3). Gender (M:F): 0/24. Ethnicity: German
Further population details	-

Extra comments	All female participants.
Indirectness of population	Serious indirectness: 1994 CDC criteria used; PEM is not a compulsory feature.
Interventions	<p>(n=13) Intervention 1: Exercise interventions - physical rehabilitation. Treatment consisted of 8 individual training sessions of 50 min each at weekly intervals and was carried out by a trained clinical psychologist. The aim of the first session was to become familiar with the setting, the equipment and the therapist. Each subsequent session started with a 10-min review of the diary, followed by a 20-30 min HRV-BF practice. The HRV-BF training included practicing slow inspiration and expiration with 6-10 breaths per minute, visualised on a monitor as two separate lines (breathing curve, heart rate) and meant to alter the individual stress reaction and to induce individual alleviation of tension. Period of exploring the body's reactions to the breathing and discussing these experiences alternated. After the practice interval, the therapist and patient reviewed the session records showing breathing, heart rate, skin conductance response and skin temperature. Interactions of physiology and emotion/cognition were discussed. By gaining experience with HRV-BF, patients were successively instructed to improve their RSA under real-life conditions such as imagining actual situations of stress. In addition to self-monitoring (diary keeping), homework was given in the form of daily practice exercises without the biofeedback device two times per day 5-10 min each time. Duration 8 weeks. Concurrent medication/care: Patients had to keep a diary in order to assess the intensity of their fatigue, their daily activities and their individual training at home and to connect these domains by exploring thoughts and feelings within the therapeutic contact. Keeping a diary too about 15 minutes per day. Homework was prescribed during the intervention; the diary and homework were discussed with patients at the beginning of each session. Indirectness: No indirectness Further details: 1. type of intervention: Not reported/unclear - carried out by a trained clinical psychologist Comments: comprised cognitive and behavioural strategies</p> <p>(n=15) Intervention 2: Exercise interventions - GET. Treatment consisted of 8 individual training sessions of 50 min each at weekly intervals and was carried out by a sports therapist and expert in sports medicine. The individual anaerobic threshold (IAS), collected by spirometry, was the individual training baseline. Patients were instructed in slow walking training on a treadmill adapted to their heart rate which equates about 70% of heart rate IAS. The duration and intensity were set at a level previously identified as achievable under spirometry testing and unlikely to exacerbate the patients' symptoms. The aim of the first session was to familiarise the patient with the setting, the equipment the treadmill and the therapist. The subsequent</p>

	<p>sessions were subdivided to three parts comparable to the HRV-BF training. The sessions began with a review and discussion of the diary entries and the experience created by doing the exercises at home, followed by 20-30 min of waking training adapted to a moderate heart rate. At the end of the session, the sports therapist and patient reviewed the course of the session in regard to heart rate and physical reactions. Patients were encouraged to reduce resting and avoiding behaviour but simultaneously to watch carefully for symptoms and feelings of overload. In addition to continuing to keep a diary, homework consisted of two to three walking sessions per week at home (20-30 min), controlled by a pulse watch. Duration 8 weeks. Concurrent medication/care: Patients had to keep a diary in order to assess the intensity of their fatigue, their daily activities and their individual training at home and to connect these domains by exploring thoughts and feelings within the therapeutic contact. Keeping a diary too about 15 minutes per day. Homework was prescribed during the intervention; the diary and homework were discussed with patients at the beginning of each session. Indirectness: No indirectness Further details: 1. type of intervention: not reported/unclear - carried out by a sports therapist and expert in sports medicine</p>
Funding	Other (Alfre-Teufel-Foundation)
<p>RESULTS (NUMBERS ANALYSED) AND RISK OF BIAS FOR COMPARISON: GET versus HEART RATE VARIABILITY BIOFEEDBACK THERAPY (HRV-BF)</p> <p>Protocol outcome 1: Quality of life at longest follow up available - Actual outcome for adults; severity mixed or unclear: SF36 Mental summary-QoL at 5 months; Group 1: mean 38.3 (SD 15.3); n=11, Group 2: mean 51 (SD 8.9); n=13; SF-36- Mental functioning subscale 0-100 Top=High is good outcome Risk of bias: All domain - High, Selection - High, Blinding - High, Incomplete outcome data - High, Outcome reporting - Low, Measurement - Low, Crossover - Low, Subgroups - Low, Other 1 - High; Indirectness of outcome: No indirectness; Blinding details: Lack of participant blinding was due to the different nature of the interventions and is not likely to have influenced the results; this is judged as high risk of bias as details about the outcome assessors are not given; Group 1 Number missing: 4, Reason: drop-out due to lack of benefit from intervention; Group 2 Number missing: 2, Reason: did not complete questionnaire but their last values were carried forward</p> <p>- Actual outcome for adults; severity mixed or unclear: SF36 Physical summary-QoL at 5 months; Group 1: mean 46.6 (SD 7.1); n=15, Group 2: mean 47.1 (SD 12.2); n=13; SF-36- physical function subscale 0-100 Top=High is good outcome Risk of bias: All domain - Very high, Selection - Very high, Blinding - High, Incomplete outcome data - High, Outcome reporting - Low, Measurement - Low, Crossover - Low, Subgroups - Low, Other 1 - High; Indirectness of outcome: No indirectness; Baseline details: Potential difference in baseline scores, GET: 37.7(7.8) vs HRV-BF: 42.6 (9.2); Blinding details: Lack of participant blinding was due to the different nature of the interventions and is not likely to have</p>	

influenced the results; this is judged as high risk of bias as details about the outcome assessors are not given; Group 1 Number missing: 4, Reason: drop-out due to lack of benefit from intervention; Group 2 Number missing: 2, Reason: did not complete questionnaire but their last values were carried forward

Protocol outcome 2: Fatigue at longest follow up available

- Actual outcome for adults; severity mixed or unclear: Total fatigue (MFI-total) at 5 months; Group 1: mean 55.6 (SD 21.3); n=11, Group 2: mean 43.6 (SD 15.9); n=13

Risk of bias: All domain - Very high, Selection - Very high, Blinding - High, Incomplete outcome data - High, Outcome reporting - Low, Measurement - Low, Crossover - Low, Subgroups - Low, Other 1 - High; Indirectness of outcome: No indirectness; Baseline details: Difference in baseline scores may have influence results: GET: 68.8(10.1) vs HRV-BF: 61.5 (9.7); Blinding details: Lack of participant blinding was due to the different nature of the interventions and is not likely to have influenced the results; this is judged as high risk of bias as details about the outcome assessors are not given; Group 1 Number missing: 4, Reason: drop-out due to lack of benefit from intervention; Group 2 Number missing: 2, Reason: did not complete questionnaire but their last values were carried forward

Protocol outcome 3: Psychological status at longest follow up available

- Actual outcome for adults; severity mixed or unclear: Depression – patient health questionnaire at 5 months; Group 1: mean 8.8 (SD 6); n=11, Group 2: mean 4.2 (SD 3.1); n=13; PHQ-9 (Patient health questionnaire) 0-27 Top=High is poor outcome; Comments: 9 items (mood, sleep, fatigue, appetite, self-confidence, concentration, interest in doing things, psychomotorics and suicidal tendency); scores 5 to 10 represent cut-off points for minor and major depressive symptoms

Risk of bias: All domain - High, Selection - High, Blinding - High, Incomplete outcome data - High, Outcome reporting - Low, Measurement - Low, Crossover - Low, Subgroups - Low, Other 1 - High; Indirectness of outcome: No indirectness; Blinding details: Lack of participant blinding was due to the different nature of the interventions and is not likely to have influenced the results; this is judged as high risk of bias as details about the outcome assessors are not given; Group 1 Number missing: 4, Reason: drop-out due to lack of benefit from intervention; Group 2 Number missing: 2, Reason: did not complete questionnaire but their last values were carried forward

Protocol outcomes not reported by the study

Mortality at longest follow up available; General symptom scales longest follow up available; Cognitive function at longest follow up available; Pain at longest follow up available; Sleep quality at longest follow up available; Adverse events at longest follow up available; Activity levels at longest follow up available; Return to school or work at longest follow up available; Exercise performance measure at longest follow up available; Physical functioning at longest follow-up available

Study	Witham 2015 ⁸⁶³
Study type	RCT (Patient randomised; Parallel)
Number of studies (number of participants)	(n=50)
Countries and setting	Conducted in United Kingdom; Setting: Not reported
Line of therapy	Unclear
Duration of study	Intervention + follow up: 6 months
Method of assessment of guideline condition	Adequate method of assessment/diagnosis: Patients required to have diagnosed CFS which fulfilled 1994 Fukuda criteria and Canadian criteria
Stratum	adults; severity mixed or unclear: Adults (≥18 years); no info on severity
Subgroup analysis within study	Not applicable: NA
Inclusion criteria	Age ≥18 years; diagnosed CFS which fulfilled 1994 Fukuda criteria and Canadian criteria; serum 25OHD level <75nmol/L
Exclusion criteria	History of osteoporosis, sarcoidosis, renal stones, metastatic malignancy; already taking pharmacological vitamin D preparations (fish oils permitted); liver function tests (bilirubin, alanine, aminotransferase or alanine phosphatase) >3x ULN, corrected calcium >2.6mmol/L or <2.15mmol/L; eGFR <40ml/min; unable to give written consent; childbearing age and not taking reliable contraception; pregnant; diagnosed with psychiatric disorders within last 5 years; substance abuse/dependence or eating disorder diagnosed at any time.
Recruitment/selection of patients	Participants recruited from a connective tissue disease clinic via advertising in local ME patient support groups and ME research organisation magazine

Age, gender and ethnicity	Age - Mean (SD): Vit D 48.1 (12); placebo 50.7 (13.1). Gender (M:F): 12/38. Ethnicity: Not reported
Further population details	-
Extra comments	Mean (SD), Vit D/placebo: BMI 28.8 (7.9)/29.8 (5.4); 25OHD nmol/L 44 (15)/48 (20) (12% of participants had levels <25nmol/L) A large number of other baseline measures were recorded (various blood tests, certain medical conditions and medication use; heart rate and blood pressure, vascular USS measurements).
Indirectness of population	Serious population indirectness: Study only included subset of CFS population who also had 25OHD (serum vit D) level <75nmol/L.
Interventions	(n=25) Intervention 1: dietary supplementation - Vit D. A single dose of 100,000 units of oral vit D3 (Vigantol oil), 20,000 units vit D3 per ml, administered at baseline, 2 months, and 4 months. Medication ingested in presence of study team. Duration 6 months. Concurrent medication/care: Statin use n=2; antiplatelet use n=0; antihypertensive use n=4; median number of medications (IQR) 2 (4). Indirectness: No indirectness; Indirectness comment: NA Further details: 1. type of intervention: Not applicable (n=25) Intervention 2: placebo or sham - placebo/sham. A single dose of placebo (Mygliol oil), administered at baseline, 2 months, and 4 months. Medication ingested in presence of study team. Duration 6 months. Concurrent medication/care: Statin use n=4; antiplatelet use n=3; antihypertensive use n=5; median number of medications (IQR) 4 (4). Indirectness: No indirectness; Indirectness comment: NA Further details: 1. type of intervention: Not applicable
Funding	Other (Study funded by charitable organisation (ME Research UK) and government (NHS Tayside); study drugs provided by industry (Merck KGaA))

RESULTS (NUMBERS ANALYSED) AND RISK OF BIAS FOR COMPARISON: VIT D versus PLACEBO

Protocol outcome 1: Fatigue at longest follow up available

- Actual outcome for adults; severity mixed or unclear: Piper fatigue scale at 6 months; MD; 0.2 (95%CI -0.8 to 1.2) (p-value: 0.73) Piper fatigue scale 0-10

Top=High is poor outcome, Comments: Baseline/follow-up scores, mean (SD): vit D, n=21 6.3, (1.9)/6.6 (1.1); placebo, n=24, 7.3 (1.2)/7.0 (1.9).

MD, reported as 'treatment effect' adjusted for baseline values;

Risk of bias: All domain - Very high, Selection - Low, Blinding - Low, Incomplete outcome data - High, Outcome reporting - High, Measurement - Low, Crossover - Low, Subgroups - Low, Other 1 - Low, Comments - Incomplete outcome - Study reports ITT analysis but does not define this further, so number analysed unclear; no mention of imputation. Reasons/numbers below are taken from consort diagram. High risk assigned due to potentially significant differential reasons for patient drop-outs between groups.

Outcome reporting - all outcomes measured at baseline, 2 months, 4 months, and 6 months. Only one time point reported for this outcome and unclear which time point is reported; Indirectness of outcome: No indirectness, Comments: NA; Baseline details: Comparable for age, gender, BMI, 25OHD levels. A large number of other baseline details were reported but unlikely to all be relevant for this outcome. Baseline outcome measure is not reported but outcome adjusted for this. ; Blinding details: Matching placebo; Group 1 Number missing: 4, Reason: Too unwell to attend follow-up visit; Group 2 Number missing: 1, Reason: Unable to attend follow-up visit within time-frame

Protocol outcome 2: Adverse events at longest follow up available

- Actual outcome for adults; severity mixed or unclear: Adverse events - deaths at 6 months; Group 1: 0/25, Group 2: 0/25

Risk of bias: All domain - High, Selection - High, Blinding - Low, Incomplete outcome data - Low, Outcome reporting - Low, Measurement - Low, Crossover - Low, Subgroups - Low, Other 1 - Low, Comments - Incomplete outcome - Study reports ITT analysis but does not define this further, so number analysed unclear. Assumed all patients included for this outcome so low risk assigned. ; Indirectness of outcome: No indirectness, Comments: NA; Baseline details: Comparable for age, gender, BMI, 25OHD levels, past history of cancer, vascular disease, diabetes mellitus. Placebo group tended to be on a higher number of medications. A large number of other baseline details were reported but unlikely to all be relevant for this outcome. ; Blinding details: Matching placebo; Group 1 Number missing: ; Group 2 Number missing:

Protocol outcome 3: Psychological status at longest follow up available

- Actual outcome for adults; severity mixed or unclear: Hospital anxiety and depression scale - depression subscale at 6 months; MD; -1.0 (95%CI -2.6 to 0.5) (p-value: 0.18) Hospital anxiety and depression scale 0-21 Top=High is poor outcome, Comments: Baseline/follow-up scores, mean (SD): vit D, n=21, NR/5.7 (3.1); placebo, n=24, NR/7.6 (4.6). MD, reported as 'treatment effect' adjusted for baseline values;

Risk of bias: All domain - Very high, Selection - Low, Blinding - Low, Incomplete outcome data - High, Outcome reporting - High, Measurement - Low, Crossover - Low, Subgroups - Low, Other 1 - Low, Comments - Incomplete outcome - Study reports ITT analysis but does not define this further, so number analysed unclear; no mention of imputation. Reasons/numbers below are taken from consort diagram. High risk assigned due to potentially significant differential reasons for patient drop-outs between groups.

Outcome reporting - all outcomes measured at baseline, 2 months, 4 months, and 6 months. Only one time point reported for this outcome and unclear which time point is reported; Indirectness of outcome: No indirectness, Comments: NA; Baseline details: Comparable for age, gender, BMI, 25OHD levels. A large number of other baseline details were reported but unlikely to all be relevant for this outcome. Baseline outcome measure is not reported but

outcome adjusted for this; Blinding details: Matching placebo; Group 1 Number missing: 4, Reason: Too unwell to attend follow-up visit; Group 2 Number missing: 1, Reason: Unable to attend follow-up visit within time-frame

- Actual outcome for adults; severity mixed or unclear: Hospital anxiety and depression scale - anxiety subscale at 6 months; MD; 0.4 (95%CI -0.9 to 1.8) (p-value: 0.53) 0-21 Hospital anxiety and depression scale Top=High is poor outcome, Comments: Baseline/follow-up scores, mean (SD): vit D, n=21, NR/5.7 (4.0); placebo, n=24, NR/5.0 (4.4). MD, reported as 'treatment effect' adjusted for baseline values;

Risk of bias: All domain - Very high, Selection - Low, Blinding - Low, Incomplete outcome data - High, Outcome reporting - High, Measurement - Low, Crossover - Low, Subgroups - Low, Other 1 - Low, Comments - Incomplete outcome - Study reports ITT analysis but does not define this further, so number analysed unclear; no mention of imputation. Reasons/numbers below are taken from consort diagram. High risk assigned due to potentially significant differential reasons for patient drop-outs between groups.

Outcome reporting - all outcomes measured at baseline, 2 months, 4 months, and 6 months. Only one time point reported for this outcome and unclear which time point is reported; Indirectness of outcome: No indirectness, Comments: NA; Baseline details: Comparable for age, gender, BMI, 25OHD levels. A large number of other baseline details were reported but unlikely to all be relevant for this outcome. Baseline outcome measure is not reported but outcome adjusted for this. ; Blinding details: Matching placebo; Group 1 Number missing: 4, Reason: Too unwell to attend follow-up visit; Group 2 Number missing: 1, Reason: Unable to attend follow-up visit within time-frame

Protocol outcomes not reported by the study

Quality of life at longest follow up available; Mortality at longest follow up available; General symptom scales longest follow up available; Physical functioning at longest follow up available; Cognitive function at longest follow up available; Pain at longest follow up available; Sleep quality at longest follow up available; Adverse events at longest follow up available; Activity levels at longest follow up available; Return to school or work at longest follow up available; Exercise performance measure at longest follow up available

Study	Wright 2005 ⁸⁶⁹
Study type	RCT (Patient randomised; Parallel)
Number of studies (number of participants)	(n=13)
Countries and setting	Conducted in United Kingdom; Setting: Outpatient
Line of therapy	Unclear
Duration of study	Intervention + follow up: 1 year (+ additional 6 months follow-up)
Method of assessment of guideline condition	Adequate method of assessment/diagnosis: All participants were assessed by a paediatrician prior to entry into the study, Oxford criteria for diagnosis used (with modification for children of 3 months fatigue).
Stratum	Children and young people, severe: Age range 8.9-16.9 years (age group breakdown: 0-11: n=1; 12-14: n=7; 15-19: n=5); in mainstream schools; incapacitated by CFS to the point of not being able to attend school; markedly restricted in their ability to walk from the house, but not permanently bed or wheelchair bound.
Subgroup analysis within study	Not applicable: NA
Inclusion criteria	Young people with CFS meeting the Oxford criteria (with modification for children of 3 months fatigue); gave informed consent
Exclusion criteria	Other fatiguing medical conditions; pre-existing ongoing treatment for CFS
Recruitment/selection of patients	Potential participants with either known CFS or more than 2 weeks off school because of physical symptoms but no clear diagnoses were identified by local professionals from health/social/education services over a 15 month period
Age, gender and ethnicity	Age - Range: 8.9-16.9 years. Gender (M:F): 5/8. Ethnicity: Not reported

Further population details	-
Extra comments	Duration of illness (median): pacing group 14.5 months; stairway group 12.0 months (all were newly diagnosed) - breakdown of duration of illness: <1 year n=6, 1-2 years n=5, >2 years n=2. Age group breakdown (years): 0-11: pacing group n=0, stairway group n=1; 12-14: pacing group n=4, stairway group n=3; 15-19: pacing group n=2, stairway group n=3.
Indirectness of population	Serious indirectness: Oxford criteria used; PEM is not a compulsory feature.
Interventions	<p>(n=6) Intervention 1: self-management - pacing. Clinic appointments weekly for 1 month, 2 weekly for the next 3 months, 3 weekly for 2 months, and 4 weekly for 6 months. Three clinicians conducted the treatment sessions using treatment manuals. Pacing activity to the changing needs and responses of the body by exercising to the point of tolerance, avoiding overexertion; managing energy within an overall limit ("glass ceiling"); resting when necessary, but avoiding total rest; avoiding physically and/or emotionally stressful situations until ready; tailoring return to school to the needs of the young person, taking careful heed of symptoms, the child, and the family. Both treatment arms included a strong emphasis on collaboration with patient and family; support and advice to establish a healthy diet, and health sleep patterns; cooperative work between child mental health professionals and paediatricians. Collaboratively agreed targets were set around nutrition, activity, sleep, social activity, emotional factors and school reintegration. Participants monitored these using a diary. Participants were not expected to do any activities they had not agreed. Participants were encouraged to discuss constructively how their lifestyles, temperaments and approaches to life may impact on illness or recovery. A tailored gradual return to school and social activity was planned where possible. Duration 1 year. Concurrent medication/care: All participants were seen by the paediatrician every 12 weeks. Indirectness: No indirectness; Indirectness comment: NA Further details: 1. type of intervention: Not stated / Unclear (3 clinicians delivered the intervention using treatment manuals).</p> <p>(n=7) Intervention 2: Psychological and behavioural interventions - pragmatic rehabilitation. Clinic appointments weekly for 1 month, 2 weekly for the next 3 months, 3 weekly for 2 months, and 4 weekly for 6 months. Three clinicians conducted the treatment sessions using treatment manuals. The stairway to health programme involved a structured tailored incremental rehabilitation programme. Time was spent providing a holistic understanding of CFS that moved away from an exclusively physical or exclusively</p>

	<p>psychological understanding of the illness; explaining vicious cycles that exacerbate illness, including those of nutrition, sleep patterns, physical deconditioning, social isolation, educational estrangement, and emotional cycles (including loss of self-esteem and confidence); bolstering adaptive coping strategies and re-evaluating negative attributions about the illness and the future. Both treatment arms included a strong emphasis on collaboration with patient and family; support and advice to establish a healthy diet, and health sleep patterns; cooperative work between child mental health professionals and paediatricians. Collaboratively agreed targets were set around nutrition, activity, sleep, social activity, emotional factors and school reintegration. Participants monitored these using a diary. Participants were not expected to do any activities they had not agreed. Participants were encouraged to discuss constructively how their lifestyles, temperaments and approaches to life may impact on illness or recovery. A tailored gradual return to school and social activity was planned where possible. Duration 1 year. Concurrent medication/care: All participants were seen by the paediatrician every 12 weeks. 1 participant received an antidepressant. Indirectness: No indirectness; Indirectness comment: NA Further details: 1. type of intervention: Not stated / Unclear (3 clinicians delivered the intervention using treatment manuals.).</p>
Funding	Funding not stated
<p>RESULTS (NUMBERS ANALYSED) AND RISK OF BIAS FOR COMPARISON: PACING versus STAIRWAY TO HEALTH PROGRAMME</p> <p>Protocol outcome 1: Quality of life at longest follow up available - Actual outcome for children; severity mixed or unclear: Child health questionnaire - global health at 12 months; Group 1: mean 4.2 (SD 0.837); n=5, Group 2: mean 2.2 (SD 0.447); n=6; Child health questionnaire 1-5 Top=High is poor outcome; Comments: Baseline scores (SD): pacing group 4.2 (0.837); stairway group 4.0 (1.095). ANCOVA controlling for baseline scores reported as 'difference' with 95% CI (pacing subtracted from stairway), does not specify mean difference: -1.8 (-0.94, -2.74), p value 0.002 Risk of bias: All domain - High, Selection - High, Blinding - High, Incomplete outcome data - Low, Outcome reporting - Low, Measurement - Low, Crossover - Low, Subgroups - Low, Other 1 - Low; Indirectness of outcome: No indirectness, Comments: NA; Baseline details: Comparable for age, gender, length of illness, baseline score; Blinding details: Subjective patient reported outcome. Researcher conducting assessment interviews was blind to treatment allocation. 1 participant in stairway arm received an antidepressant; Group 1 Number missing: 1, Reason: Not reported; Group 2 Number missing: 1, Reason: Not reported</p> <p>Protocol outcome 2: General symptom scales longest follow up available</p>	

- Actual outcome for children; severity mixed or unclear: Young person functional ability scale at 12 months; Group 1: mean 68.5 percentage (SD 27.02); n=5, Group 2: mean 81.25 percentage (SD 17.59); n=6; Young person functional ability scale (AYME) 0-100 Top=High is good outcome; Comments: Baseline scores (SD): pacing group 67.00 (18.23); stairway group 52.50 (22.75). ANCOVA controlling for baseline scores reported as 'difference' with 95% CI (pacing subtracted from stairway), does not specify mean difference: 17.0 (-17.0, 51.0), p value 0.28

Risk of bias: All domain - High, Selection - High, Blinding - High, Incomplete outcome data - Low, Outcome reporting - Low, Measurement - Low, Crossover - Low, Subgroups - Low, Other 1 - Low; Indirectness of outcome: No indirectness, Comments: NA; Baseline details: Comparable for age, gender, length of illness. Baseline score difference of 14.5 points; Blinding details: Subjective patient reported outcome. Researcher conducting assessment interviews was blind to treatment allocation. 1 participant in stairway arm received an antidepressant; Group 1 Number missing: 1, Reason: Not reported; Group 2 Number missing: 1, Reason: Not reported

Protocol outcome 3: Fatigue at longest follow up available

- Actual outcome for children; severity mixed or unclear: Chalder's fatigue scale (14-item) at 12 months; Group 1: mean 18 (SD 6.519); n=5, Group 2: mean 14 (SD 9.582); n=6; Chalder's fatigue scale 0-42 Top=High is poor outcome; Comments: Baseline scores (SD): pacing group 23.2 (9.23); stairway group 32.17 (6.113). ANCOVA controlling for baseline scores reported as 'difference' with 95% CI (pacing subtracted from stairway), does not specify mean difference: -5.2 (-19.8, 9.49), p value 0.44

Risk of bias: All domain - High, Selection - High, Blinding - High, Incomplete outcome data - Low, Outcome reporting - Low, Measurement - Low, Crossover - Low, Subgroups - Low, Other 1 - Low; Indirectness of outcome: No indirectness, Comments: NA; Baseline details: Comparable for age, gender, length of illness. Baseline score difference of 8.97 points; Blinding details: Subjective patient reported outcome. Researcher conducting assessment interviews was blind to treatment allocation. 1 participant in stairway arm received an antidepressant; Group 1 Number missing: 1, Reason: Not reported; Group 2 Number missing: 1, Reason: Not reported

Protocol outcome 4: Psychological status at longest follow up available

- Actual outcome for children; severity mixed or unclear: Birtleson depression rating scale at 12 months; Group 1: mean 12.6 (SD 6.58); n=5, Group 2: mean 10.67 (SD 4.844); n=6; Birtleson depression scale 0-36 Top=High is poor outcome; Comments: Baseline scores (SD): pacing group 14.00 (5.657); stairway group 15.83 (5.529). ANCOVA controlling for baseline scores reported as 'difference' with 95% CI (pacing subtracted from stairway), does not specify mean difference: -2.99 (-10.0, 4.06), p value 0.36

Risk of bias: All domain - High, Selection - High, Blinding - High, Incomplete outcome data - Low, Outcome reporting - Low, Measurement - Low, Crossover - Low, Subgroups - Low, Other 1 - Low; Indirectness of outcome: No indirectness, Comments: NA; Baseline details: Comparable for age, gender, length of illness, baseline score; Blinding details: Subjective patient reported outcome. Researcher conducting assessment interviews was blind to treatment allocation. 1 participant in stairway arm received an antidepressant; Group 1 Number missing: 1, Reason: Not reported; Group 2 Number missing: 1, Reason: Not reported

- Actual outcome for children; severity mixed or unclear: Hospital anxiety and depression scale - anxiety score at 12 months; Group 1: mean 6.6 (SD 4.73); n=5, Group 2: mean 6 (SD 3.63); n=6; Hospital anxiety and depression scale 0-21 Top=High is poor outcome; Comments: Baseline scores (SD): pacing group 6.8 (3.56); stairway group 10.17 (3.71). ANCOVA controlling for baseline scores reported as 'difference' with 95% CI (pacing subtracted from stairway), does not specify mean difference: -1.60 (-8.31, 5.10), p value 0.60

Risk of bias: All domain - High, Selection - High, Blinding - High, Incomplete outcome data - Low, Outcome reporting - Low, Measurement - Low, Crossover - Low, Subgroups - Low, Other 1 - Low; Indirectness of outcome: No indirectness, Comments: NA; Baseline details: Comparable for age, gender, length of illness. Baseline score difference of 3.37 points; Blinding details: Subjective patient reported outcome. Researcher conducting assessment interviews was blind to treatment allocation. 1 participant in stairway arm received an antidepressant; Group 1 Number missing: 1, Reason: Not reported; Group 2 Number missing: 1, Reason: Not reported

Protocol outcome 5: Return to school or work at longest follow up available

- Actual outcome for children; severity mixed or unclear: School attendance at 6 months after treatment concluded; Group 1: mean 28.7 percentage (SD 36.24); n=5, Group 2: mean 84.6 percentage (SD 34.8); n=6; School attendance (percentage of possible half days attended in a 6 month period) 0-100 Top=High is good outcome; Comments: Baseline scores (SD): pacing group 45.74 (29.92); stairway group 45.25 (40.90). ANCOVA controlling for baseline scores reported as 'difference' with 95% CI (pacing subtracted from stairway), does not specify mean difference: 56.1 (6.3, 105.7), p value 0.032

Risk of bias: All domain - High, Selection - High, Blinding - High, Incomplete outcome data - Low, Outcome reporting - Low, Measurement - Low, Crossover - Low, Subgroups - Low, Other 1 - Low; Indirectness of outcome: No indirectness, Comments: NA; Baseline details: Comparable for age, gender, length of illness, baseline score; Blinding details: Subjective patient reported outcome. Researcher conducting assessment interviews was blind to treatment allocation. 1 participant in stairway arm received an antidepressant; Group 1 Number missing: 1, Reason: Not reported; Group 2 Number missing: 1, Reason: Not reported

Protocol outcomes not reported by the study

Mortality at longest follow up available; Physical functioning at longest follow up available; Cognitive function at longest follow up available; Pain at longest follow up available; Sleep quality at longest follow up available; Adverse events at longest follow up available; Activity levels at longest follow up available; Exercise performance measure at longest follow up available

Study	Zhang 2015 ⁸⁸¹
Study type	RCT (Patient randomised; Parallel)
Number of studies (number of participants)	(n=90)
Countries and setting	Conducted in China; Setting: Not reported
Line of therapy	Unclear
Duration of study	Intervention + follow up: 4 weeks
Method of assessment of guideline condition	Adequate method of assessment/diagnosis: Participants were hospitalized patients or outpatients of a CFS specialist outpatient unit meeting the CDC diagnostic criteria (Fukuda 1994); had undergone medical examination to exclude other causes of chronic fatigue.
Stratum	Severity and age mixed or unclear: Inclusion criteria age 15-60 (but average age suggests mostly adults); inpatients and outpatients - no further info on severity
Subgroup analysis within study	Not applicable: NA
Inclusion criteria	Patients meeting the diagnostic criteria of CFS (Fukuda 1994), and the TCM definition for liver stagnation and spleen deficiency syndrome; males or females age 15-60 years; CFS symptoms persisted or recurred for ≥6 consecutive months; had undergone state examination and routine physical examination, including blood and urine tests, to exclude other causes of chronic fatigue; loved music and would listen to music at least 5 hours per week; agreed to participate voluntarily and provided written informed consent
Exclusion criteria	Age <15 or >60; chronic fatigue explained by other primary causes; mental disorders including bipolar, schizophrenia, delusional disorder, dementia, anorexia nervosa; Hamilton Depression Scale score ≥17, indicating depression; Hamilton Anxiety Scale score ≥14, indicating anxiety disorder; hearing disorders meaning they could not hear the rhythm of the music; did not like music and did not have a habit of listening to music; pregnant women or those who had given birth <1 year prior; undergone surgery in past year;

	obese patients with BMI >40; undergone other relevant treatments; mentally challenged patients; allergic to recipe used in the study
Recruitment/selection of patients	Participants were hospitalized or outpatients of a CFS specialist outpatient unit
Age, gender and ethnicity	Age - Mean (SD): control group 41.2 (13.1) years; music groups combined 44.3 (12) years. Gender (M:F): Not reported. Ethnicity: Not reported
Further population details	-
Extra comments	Treatment groups mean ages/SDs combined, excluding treatment group 5 due to typo in paper (reported as age 4.1, SD 12)
Indirectness of population	Very serious indirectness: Only a subset of people with CFS who also met the traditional Chinese medicine definition for liver stagnation and spleen deficiency syndrome were included and 1994 CDC criteria used; PEM is not a compulsory feature.
Interventions	<p>(n=75) Intervention 1: complementary therapies - music therapy. Participants were required to listen to music from the Five Element Music compact disc for 5 days a week, with a 2 day rest; 45 min sessions, starting at either 12pm or 7pm each day; volume of 55-65 dB in a quiet environment; tape recorders, intensity of music, patient's location kept constant throughout study; the importance of music therapy was emphasized in the first treatment. Participants were also given Lixujieyu recipe (Chinese medicine); recipe prepared by study hospital pharmacy department; 300ml designated as one dose, with half a dose administered in the morning and the other half administered in the evening. Duration 4 weeks. Concurrent medication/care: Not reported. Indirectness: No indirectness; Indirectness comment: NA Further details: 1. type of intervention: Not stated / Unclear (Music (from CD) and traditional Chinese remedy prepared in hospital pharmacy. Participants were either hospitalized patients or outpatients of CFS specialist outpatient unit; professional clinicians instructed patients on how to fill in scales). Comments: There were 5 treatment groups (n=15 each) which differed only on subtype of music: Gong-Tune, Jiao-Tune, Yu-Tune, Shang-Tune, or Zhi-Tune. These groups have been combined for the purposes of this review.</p> <p>(n=15) Intervention 2: complementary therapies - traditional Chinese medicine. Participants were given</p>

	<p>Lixujieyu recipe (Chinese medicine); recipe prepared by study hospital pharmacy department; 300ml designated as one dose, with half a dose administered in the morning and the other half administered in the evening. Duration 4 weeks. Concurrent medication/care: Not reported. Indirectness: No indirectness; Indirectness comment: NA</p> <p>Further details: 1. type of intervention: Not stated / Unclear (Traditional Chinese remedy prepared in hospital pharmacy. Participants were either hospitalized patients or outpatients of CFS specialist outpatient unit; professional clinicians instructed patients on how to fill in scales).</p>
Funding	Academic or government funding (General Program of the National Natural Science Foundation; State Administration of Traditional Chinese Medicine)
<p>RESULTS (NUMBERS ANALYSED) AND RISK OF BIAS FOR COMPARISON: FIVE ELEMENTS MUSIC THERAPY + LIXUJIEYU RECIPE versus LIXUJIEYU RECIPE ALONE</p> <p>Protocol outcome 1: Fatigue at longest follow up available</p> <p>- Actual outcome for Severity and age mixed or unclear: Fatigue scale (based on Chalder fatigue scale) at 4 weeks; Group 1: mean 17.54 (SD 5.281); n=75, Group 2: mean 20.2 (SD 4); n=15; Fatigue scale unclear Top=High is poor outcome; Comments: Baseline scores, mean (SD): music 20.52 (4.039); lixujieyu 22.6 (2.8)</p> <p>Risk of bias: All domain - Very high, Selection - High, Blinding - High, Incomplete outcome data - Low, Outcome reporting - Low, Measurement - High, Crossover - Low, Subgroups - Low, Other 1 - Low, Comments - Measurement bias - scale reported as 'based on Chalder fatigue scale', but no further details to clarify how/if the scale differed from Chalder fatigue scale. Range not reported; Indirectness of outcome: No indirectness, Comments: NA; Baseline details: Comparable for age, duration of illness, and baseline scores; Blinding details: Subjective patient-rated scores; Group 1 Number missing: , Reason: NA; Group 2 Number missing: , Reason: NA</p> <p>Protocol outcome 2: Psychological status at longest follow up available</p> <p>- Actual outcome for Severity and age mixed or unclear: Hamilton depression scale at 4 weeks; Group 1: mean 10.4 (SD 3.2); n=75, Group 2: mean 11.5 (SD 3.2); n=15; Hamilton depression scale 0-52 Top=High is poor outcome; Comments: Baseline scores (SD): music + lixujieyu group 12.6 (2.8); lixujieyu group 11.7 (3.2)</p> <p>Risk of bias: All domain - High, Selection - High, Blinding - High, Incomplete outcome data - Low, Outcome reporting - Low, Measurement - Low, Crossover - Low, Subgroups - Low, Other 1 - Low, Comments -; Indirectness of outcome: No indirectness, Comments: NA; Baseline details: Comparable for age, duration of illness, and baseline scores; Blinding details: Subjective patient-rated scores; Group 1 Number missing: , Reason: NA; Group 2 Number missing: , Reason: NA</p> <p>- Actual outcome for Severity and age mixed or unclear: Hamilton anxiety scale at 4 weeks; Group 1: mean 9.4 (SD 2.1); n=75, Group 2: mean 10.5 (SD</p>	

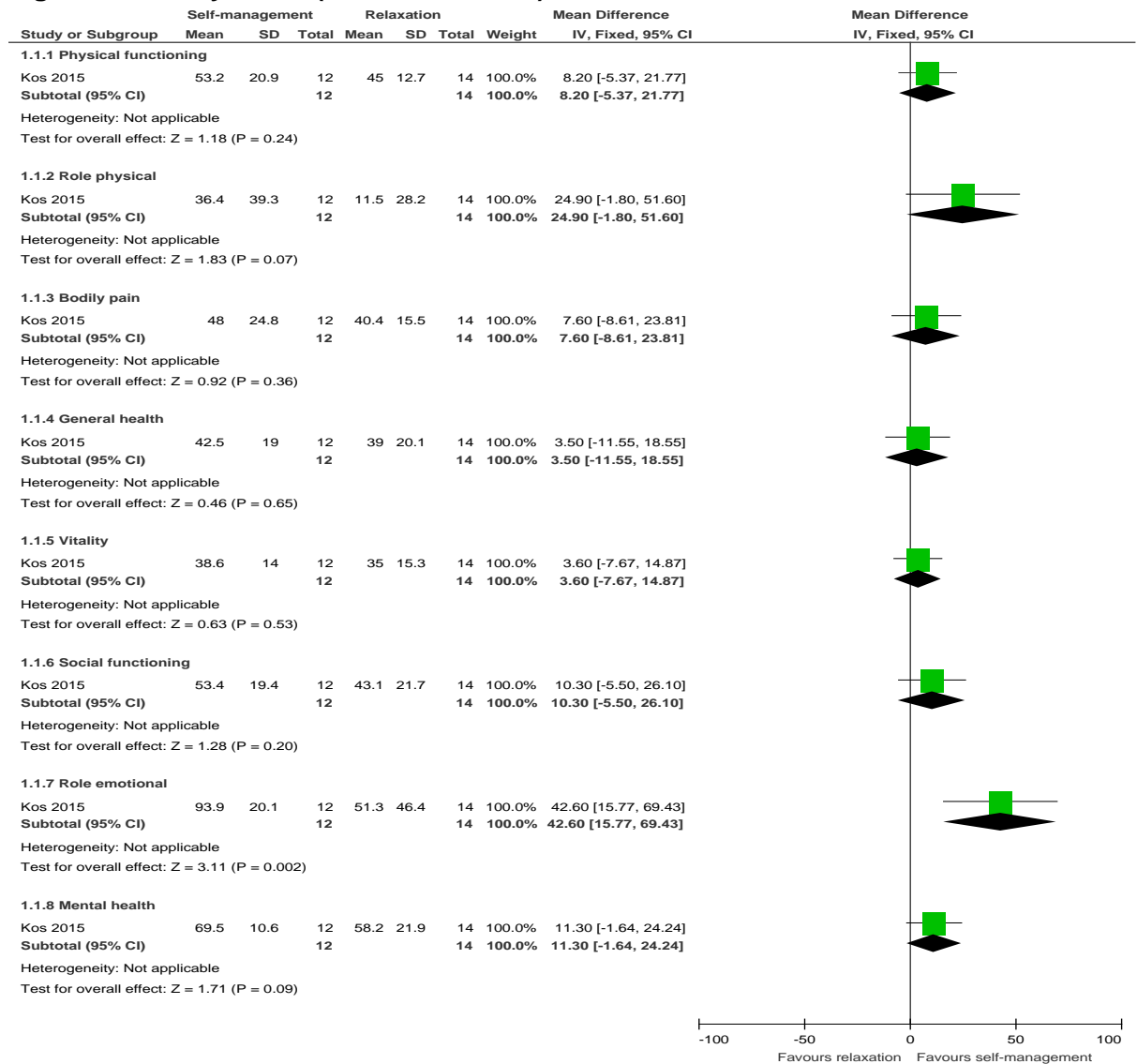
<p>1.8); n=15; Hamilton anxiety scale 0-56 Top=High is poor outcome; Comments: Baseline scores (SD): music + lixujieyu group 11.3 (1.6); lixujieyu group 11.4 (1.3) Risk of bias: All domain - High, Selection - High, Blinding - High, Incomplete outcome data - Low, Outcome reporting - Low, Measurement - Low, Crossover - Low, Subgroups - Low, Other 1 - Low, Comments -; Indirectness of outcome: No indirectness, Comments: NA; Baseline details: Comparable for age, duration of illness, and baseline scores; Blinding details: Subjective patient-rated scores; Group 1 Number missing: , Reason: NA; Group 2 Number missing: , Reason: NA</p>	
<p>Protocol outcomes not reported by the study</p>	<p>Quality of life at longest follow up available; Mortality at longest follow up available; General symptom scales longest follow up available; Fatigue at longest follow up available; Physical functioning at longest follow up available; Cognitive function at longest follow up available; Pain at longest follow up available; Sleep quality at longest follow up available; Adverse events at longest follow up available; Activity levels at longest follow up available; Return to school or work at longest follow up available; Exercise performance measure at longest follow up available</p>

1 Appendix E – Forest plots

E.1.2 Self-management

E.1.13 Self-management versus Relaxation: adults, severity mixed or unclear

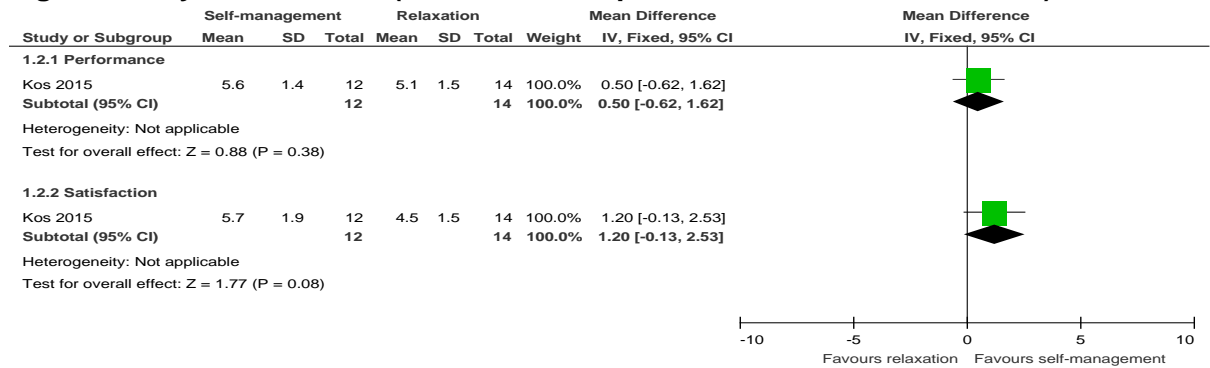
Figure 2: Quality of life (SF36 sub scales)



4

5

Figure 3: Physical function (Canadian Occupational Performance Measure)



E.1.21 Self-management (programme) versus Usual care: adults, severity mixed or unclear

Figure 4: Quality of life (SF36)

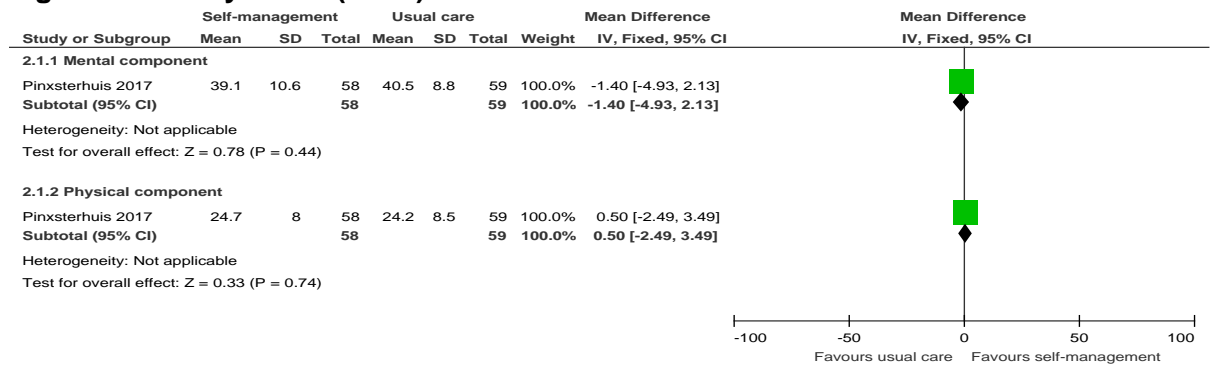



Figure 5: Fatigue (Fatigue Severity Scale)



E.1.33 Self-management (adaptive pacing therapy) versus usual care: adults, severity mixed or unclear

Figure 6: Quality of life (EQ5D)

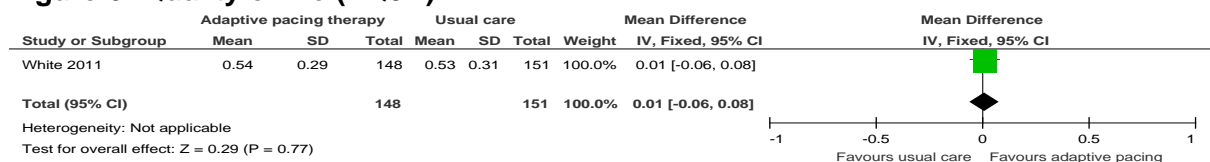
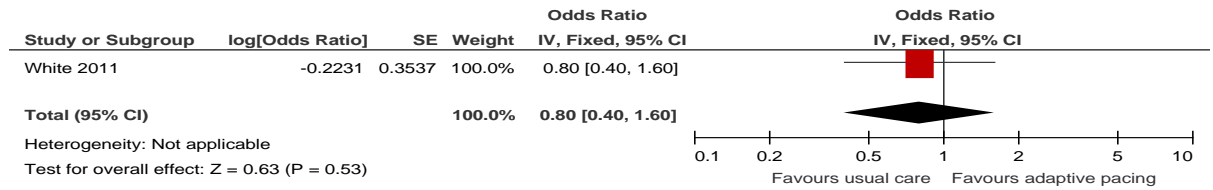
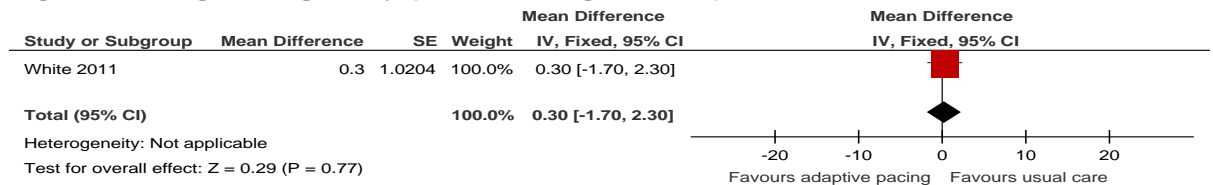


Figure 7: General symptom scales (proportion with positive change (very much better or much better))




1

Figure 8: Fatigue/fatigability (Chalder fatigue scale)



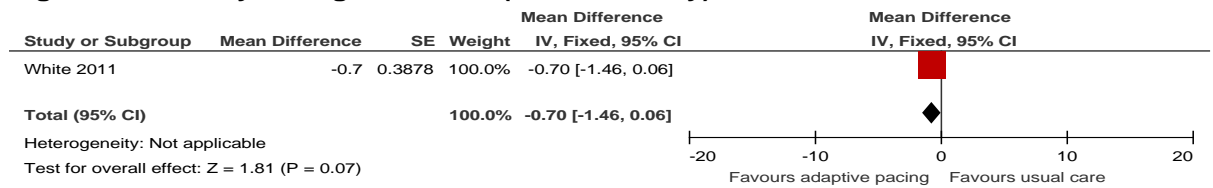
2

Figure 9: Physical function (SF36 physical function)




3

Figure 10: Psychological status (HADS anxiety)



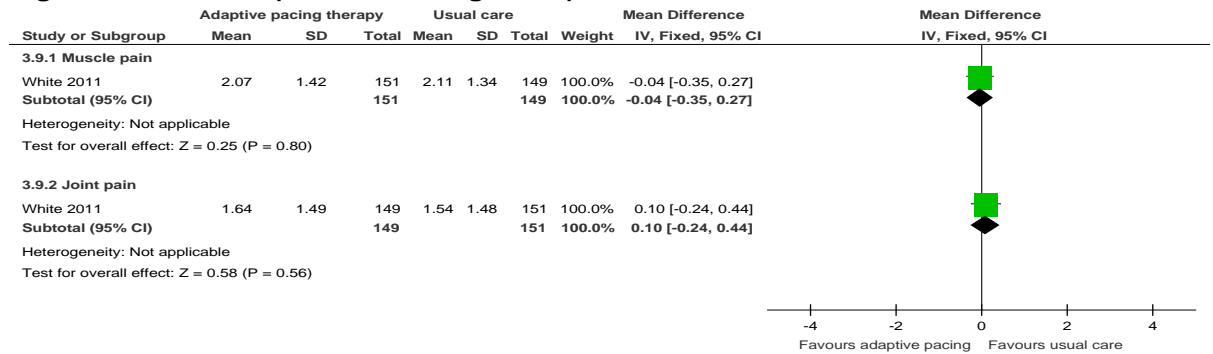
4

Figure 11: Psychological status (HADS depression)




5

Figure 12: Pain (numeric rating scale)



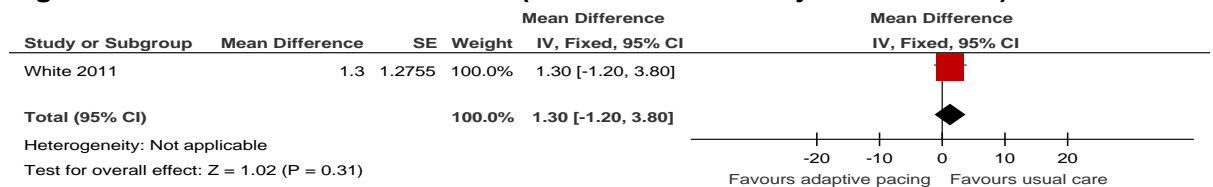
1

Figure 13: Sleep quality (Jenkins sleep scale)



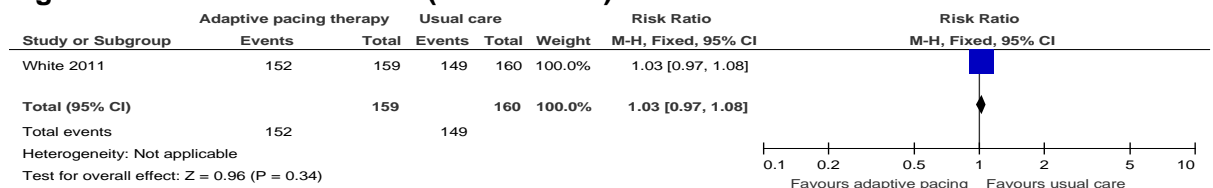
2

Figure 14: Return to school/work (Work and social adjustment scale)



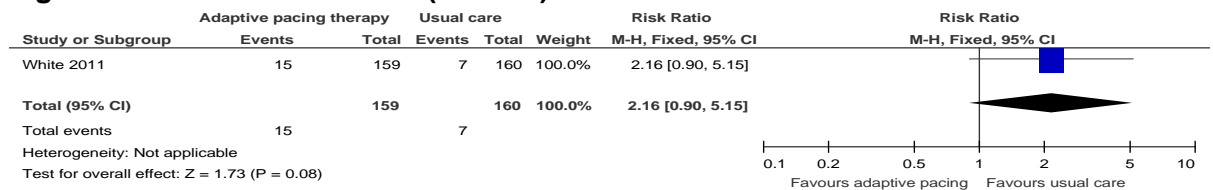
3

Figure 15: Adverse events (non-serious)



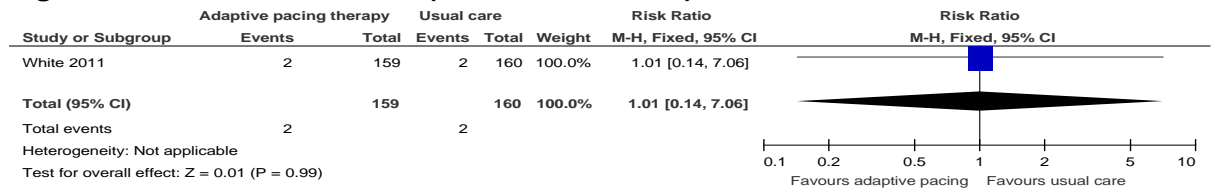
4

Figure 16: Adverse events (serious)



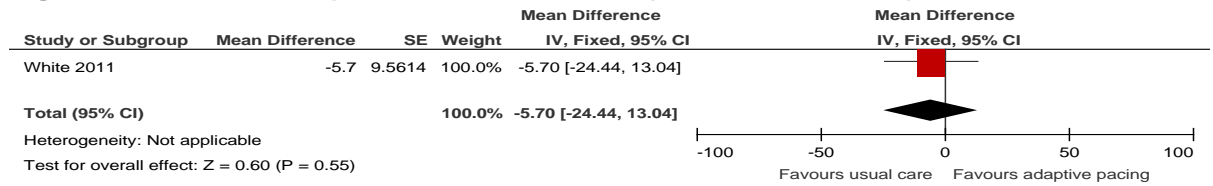
5

Figure 17: Adverse events (adverse reactions)



1

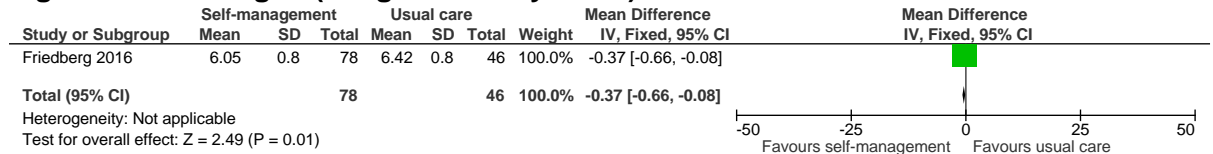
Figure 18: Exercise performance measure (6 minute walk test)



2

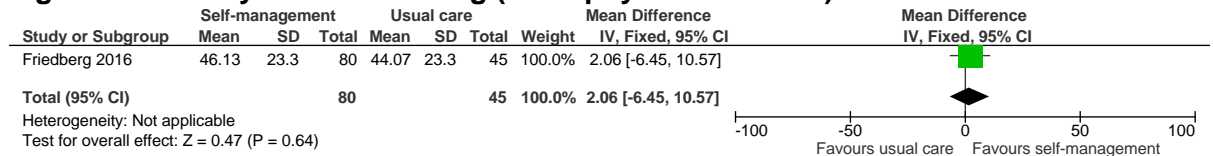
E.1.43 Self-management versus Usual care: adults; severe

Figure 19: Fatigue (Fatigue severity scale)



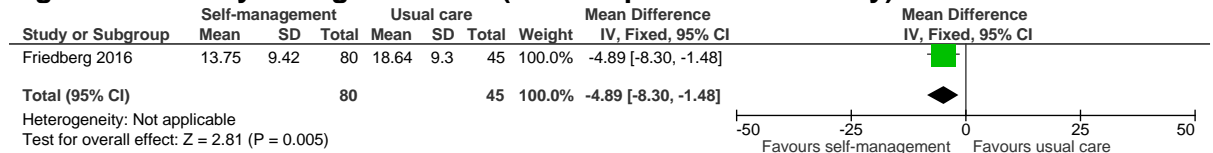
4

Figure 20: Physical functioning (SF36 physical function)



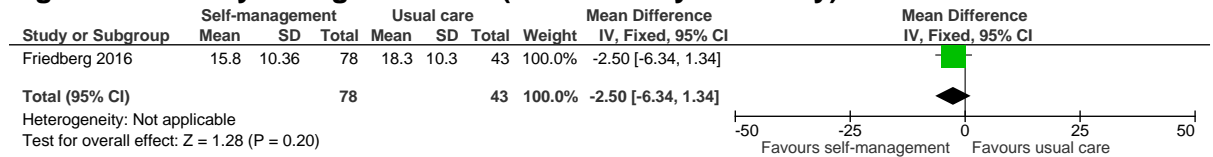
5

Figure 21: Psychological status (Beck depression inventory)



6

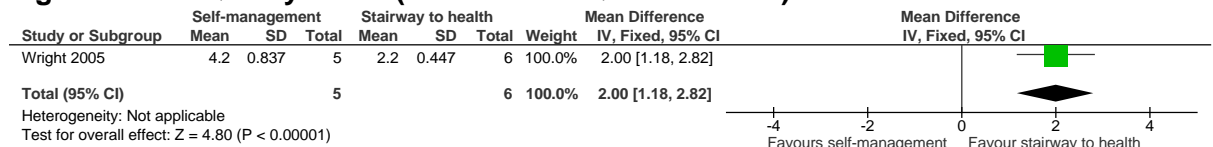
Figure 22: Psychological status (Beck anxiety inventory)



1

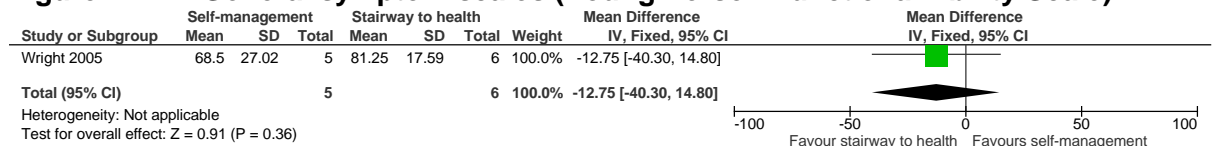
E.1.52 Self-management versus Stairway to health programme: children and young people; severe

Figure 23: Quality of life (Child Health Questionnaire)



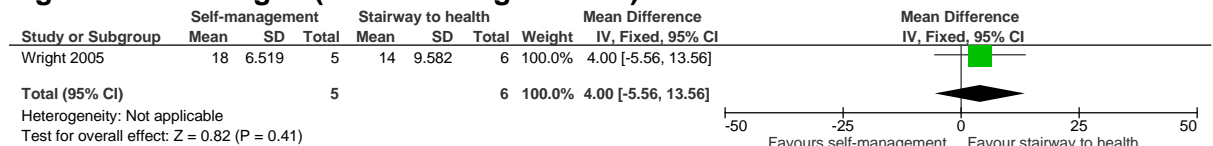
4

Figure 24: General symptom scales (Young Person Functional Ability Scale)



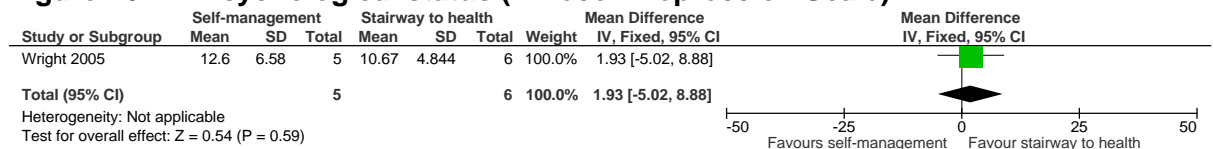
5

Figure 25: Fatigue (Chalder Fatigue Scale)



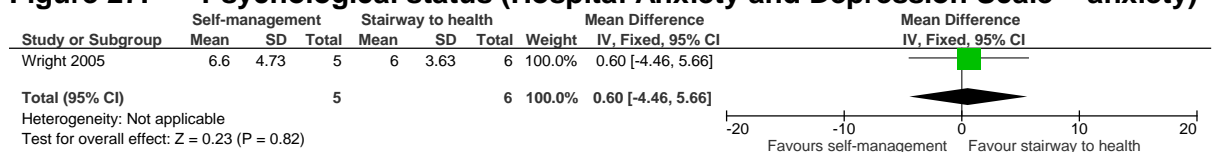
6

Figure 26: Psychological status (Birleson Depression Scale)



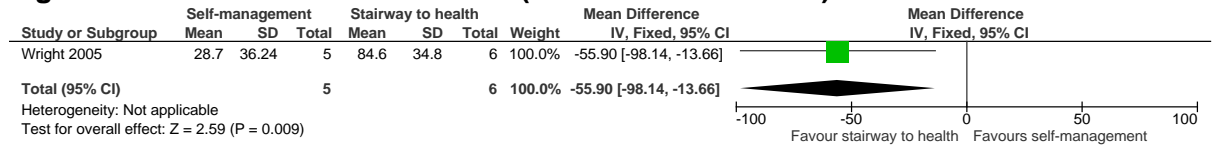
7

Figure 27: Psychological status (Hospital Anxiety and Depression Scale – anxiety)



8

Figure 28: Return to school/work (% school attendance)

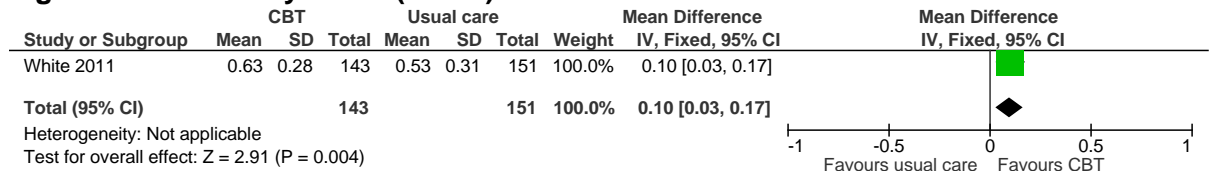


E.2.1 Psychological/behavioural interventions

2 Cognitive behavioural therapy

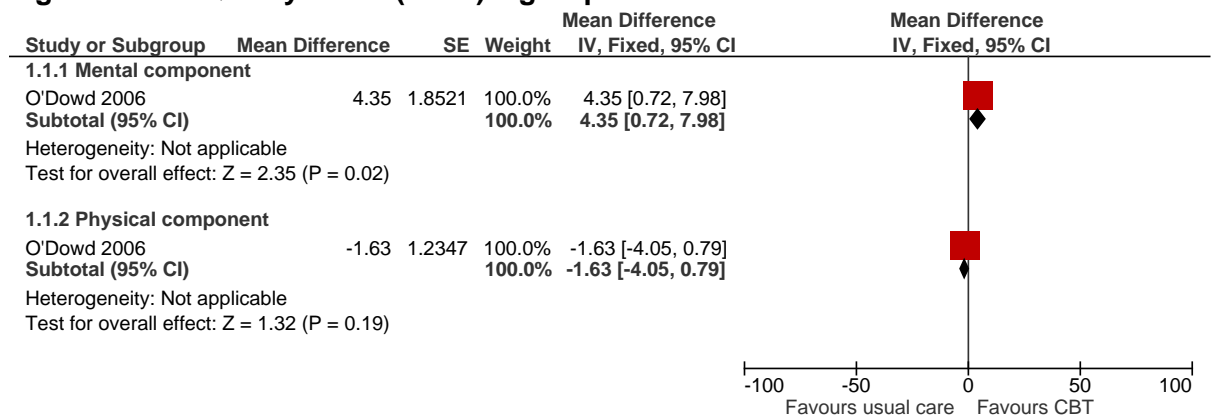
E.2.1.3 Cognitive behavioural therapy versus usual care: adults, severity mixed or unclear

Figure 29: Quality of life (EQ5D) - individual face-to-face CBT



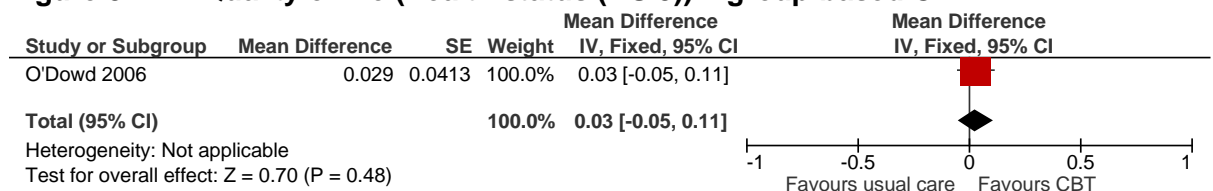
5

Figure 30: Quality of life (SF36) – group-based CBT



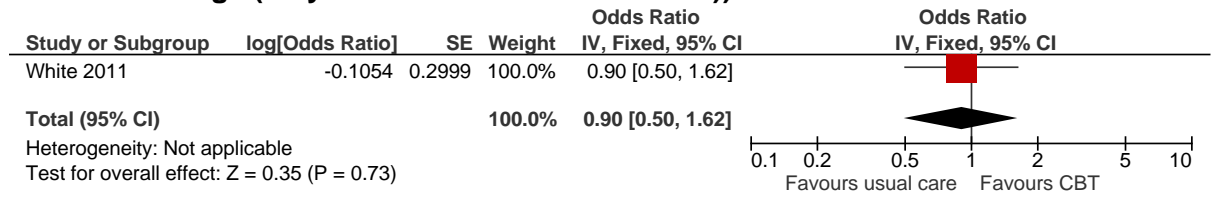
6

Figure 31: Quality of life (Health status (HUI3)) – group-based CBT



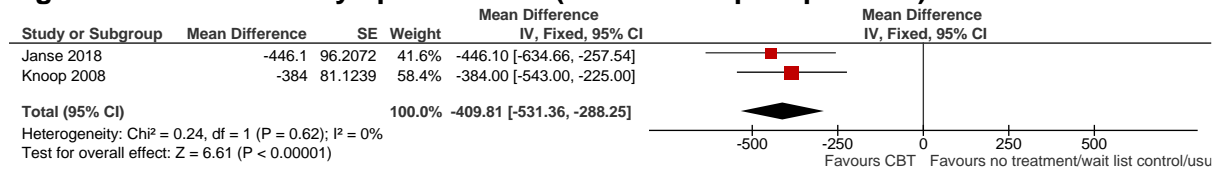
7

Figure 32: General symptom scales (Clinical Global Impression scale - positive change (very much better or much better)) – individual face-to-face CBT



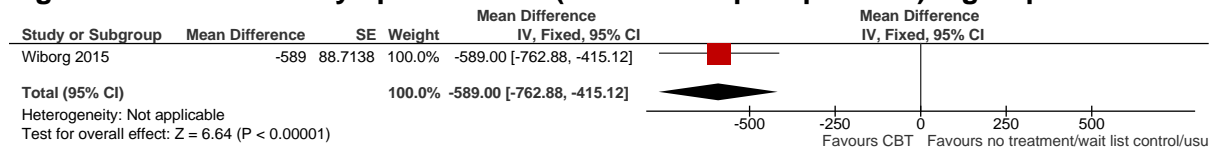
1

Figure 33: General symptom scales (Sickness Impact profile 8) – web/written CBT



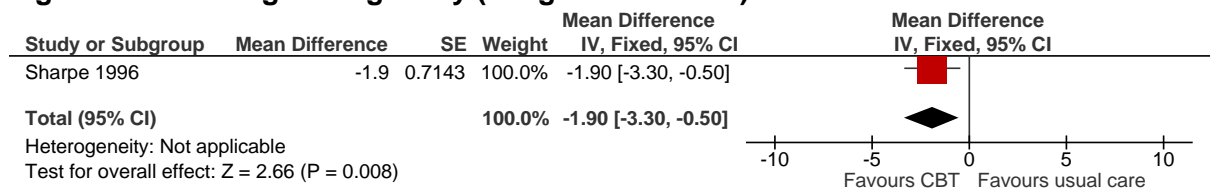
2

Figure 34: General symptom scales (Sickness Impact profile 8) – group-based CBT



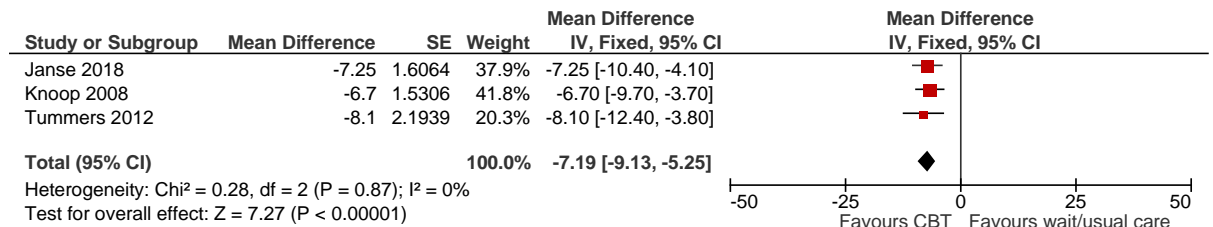
3

Figure 35: Fatigue/fatigability (Fatigue 0-10 scale) – individual face-to-face CBT



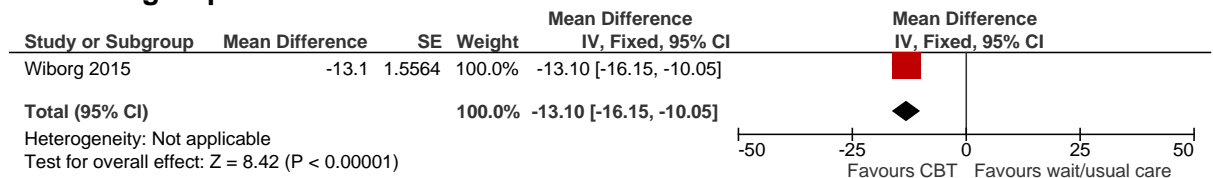
4

Figure 36: Fatigue/fatigability (Checklist individual strength - fatigue severity) – web/written CBT



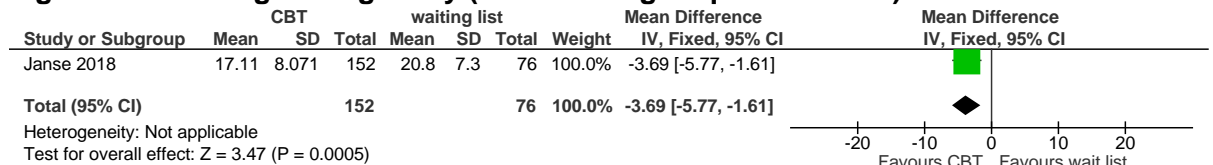
5

Figure 37: Fatigue/fatigability (Checklist individual strength - fatigue severity) – group-based CBT



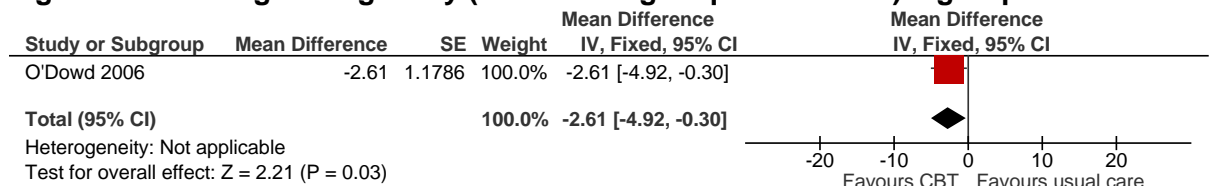
1

Figure 38: Fatigue/fatigability (Chalder fatigue questionnaire) – web/written CBT



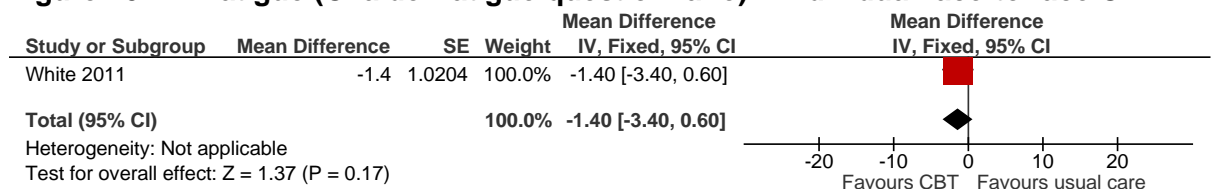
2

Figure 39: Fatigue/fatigability (Chalder fatigue questionnaire) – group-based CBT



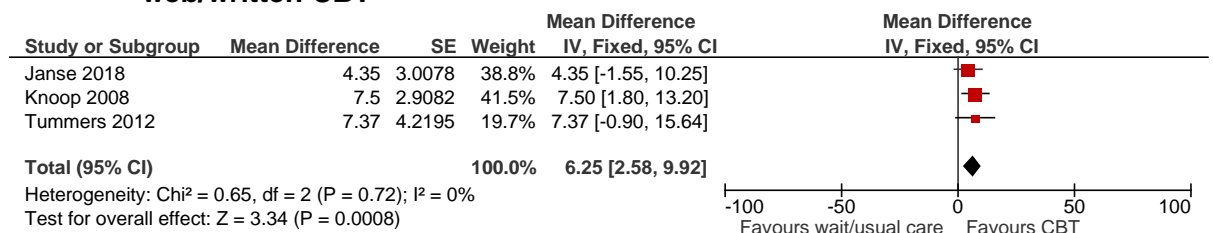
3

Figure 40: Fatigue (Chalder fatigue questionnaire) – individual face-to-face CBT



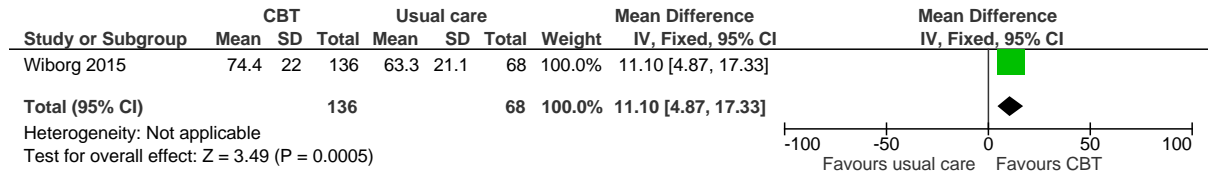
4

Figure 41: Physical functioning (SF36 physical functioning sub-scale) – web/written CBT



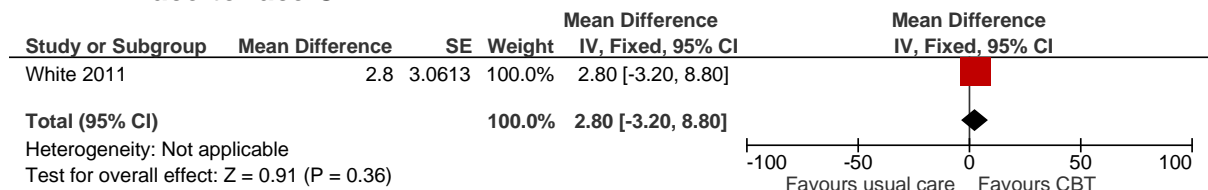
5

Figure 42: Physical functioning (SF36 physical functioning sub-scale) – group-based CBT



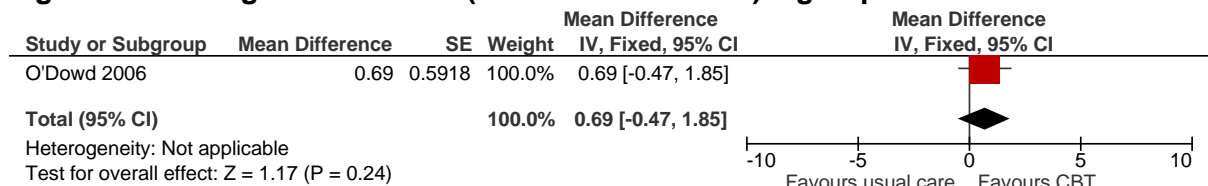
1

Figure 43: Physical functioning (SF36 physical function subscale) – individual face-to-face CBT



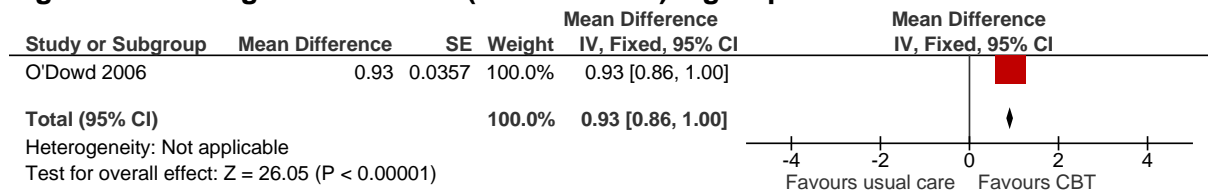
2

Figure 44: Cognitive function (total words recalled) – group-based CBT



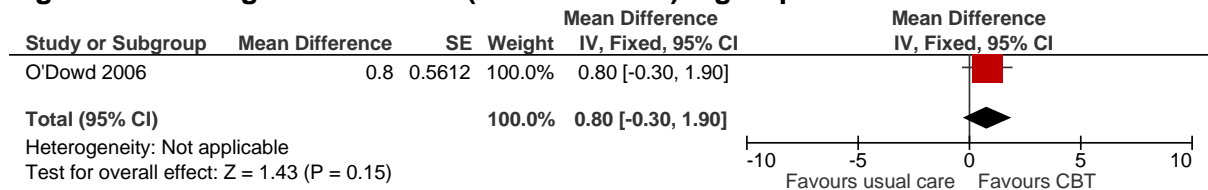
3

Figure 45: Cognitive function (reaction time) – group-based CBT



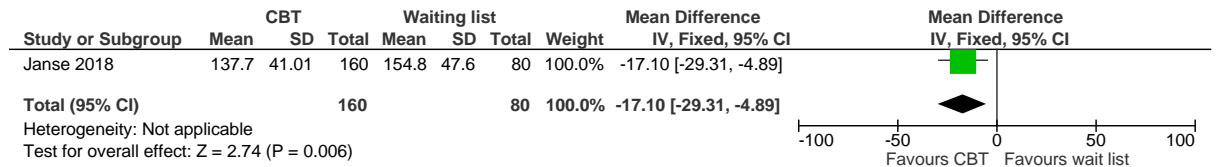
4

Figure 46: Cognitive function (correct words) – group-based CBT



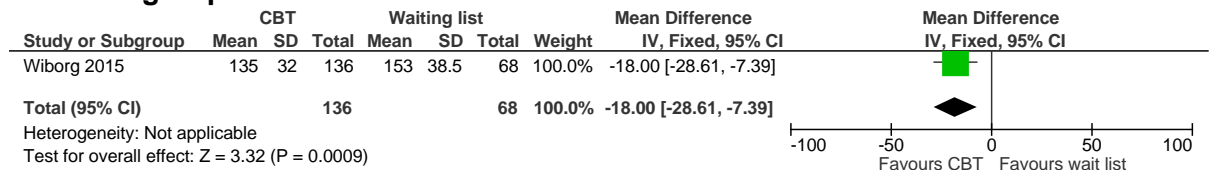
5

Figure 47: Psychological status (Symptom Checklist 90 - psychological distress) – web/written CBT




1

Figure 48: Psychological status (Symptom Checklist 90 - psychological distress) – group-based CBT



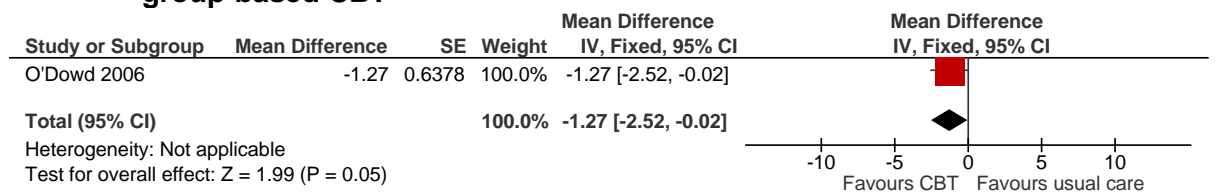
2

Figure 49: Psychological status (Brief Symptom Checklist) – web/written CBT



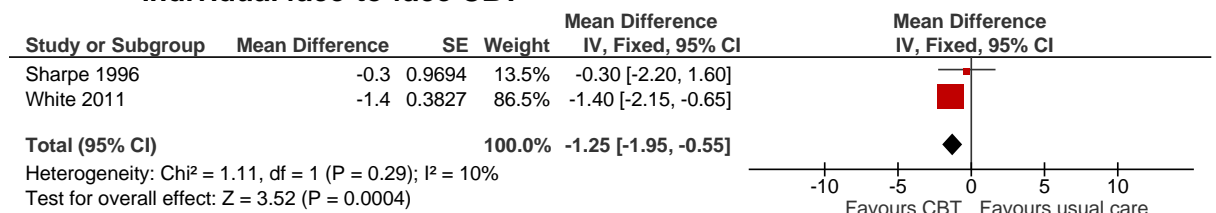
3

Figure 50: Psychological status (Hospital anxiety and depression scale - anxiety) – group-based CBT



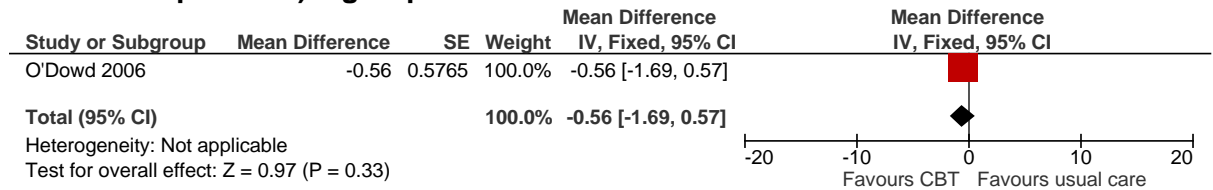
4

Figure 51: Psychological status (Hospital anxiety and depression scale - anxiety) – individual face-to-face CBT



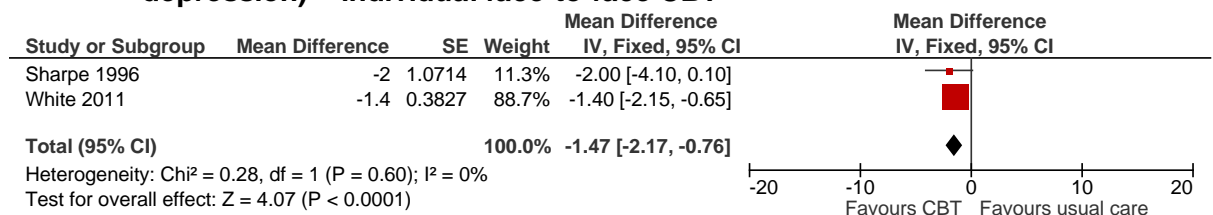
5

Figure 52: Psychological status (Hospital anxiety and depression scale – depression) – group-based CBT



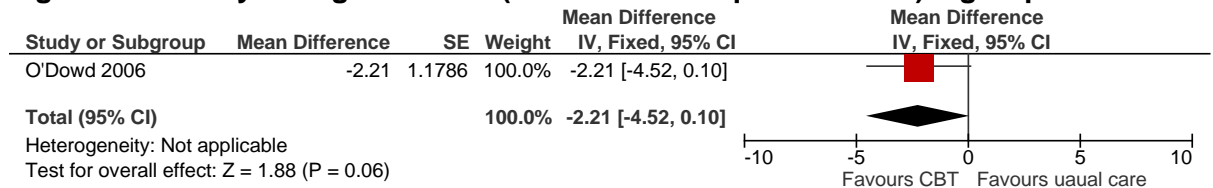
1

Figure 53: Psychological status (Hospital anxiety and depression scale – depression) – individual face-to-face CBT



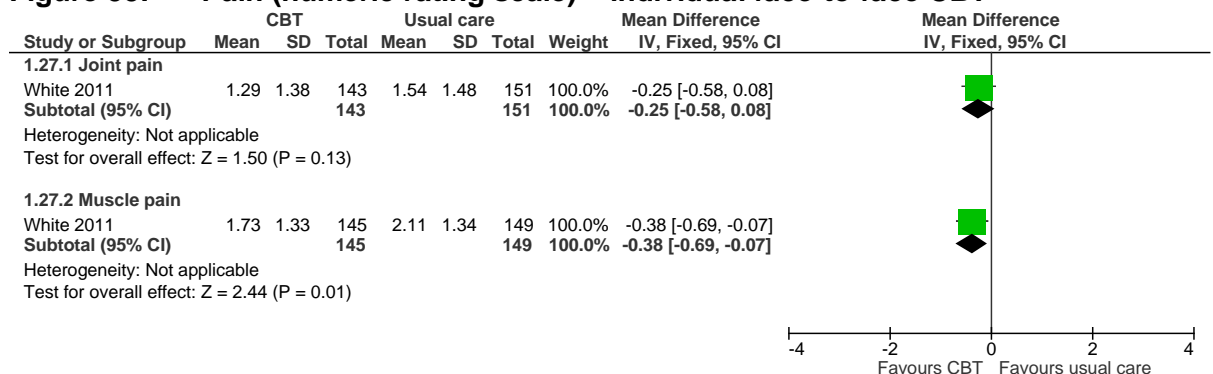
2

Figure 54: Psychological status (General health questionnaire) – group-based CBT




3

Figure 55: Pain (numeric rating scale) – individual face-to-face CBT




4

Figure 56: Sleep quality (Jenkins sleep scale) – individual face-to-face CBT



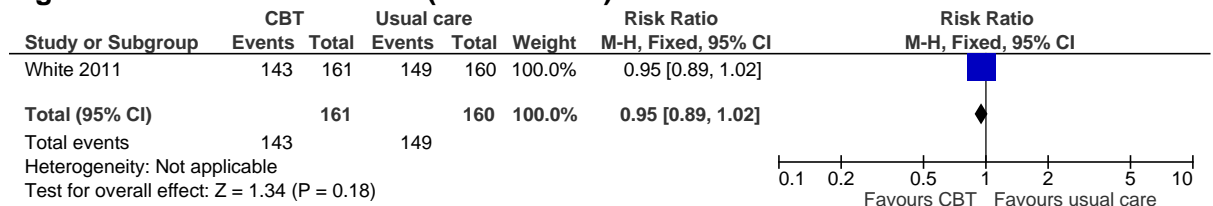
1

Figure 57: Adverse events – web/written CBT



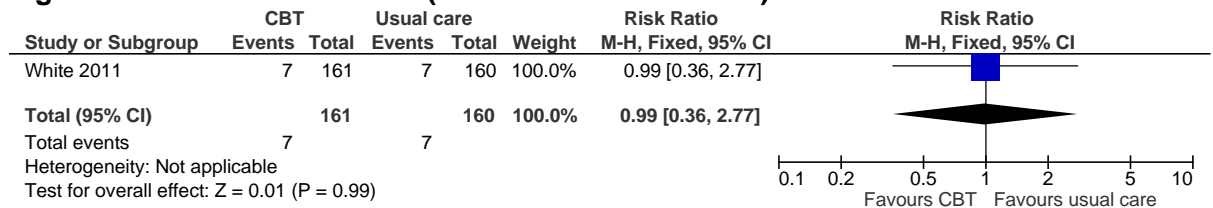
2

Figure 58: Adverse events (non-serious) – individual face-to-face CBT



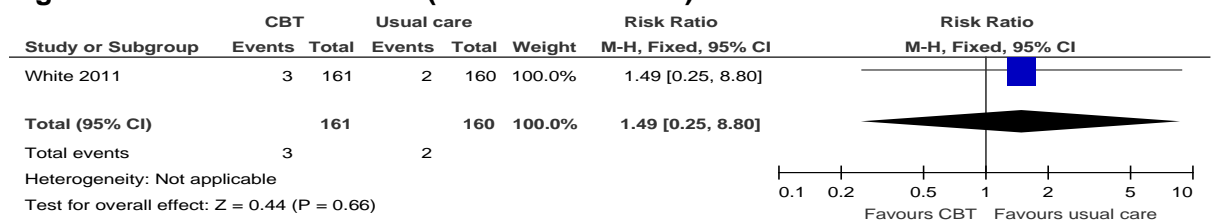
3

Figure 59: Adverse events (serious adverse events) – individual face-to-face CBT



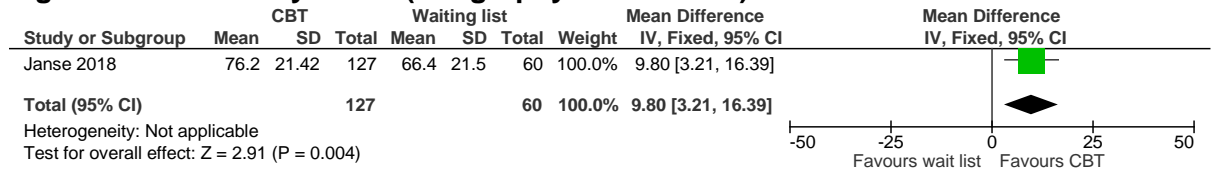
4

Figure 60: Adverse events (adverse reactions) – individual face-to-face CBT



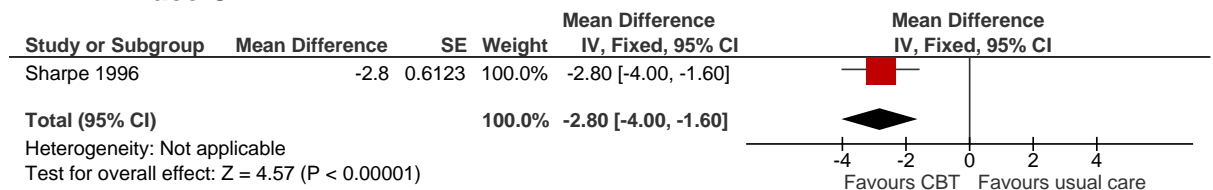
5

Figure 61: Activity levels (Actigraphy mean score) – web/written CBT



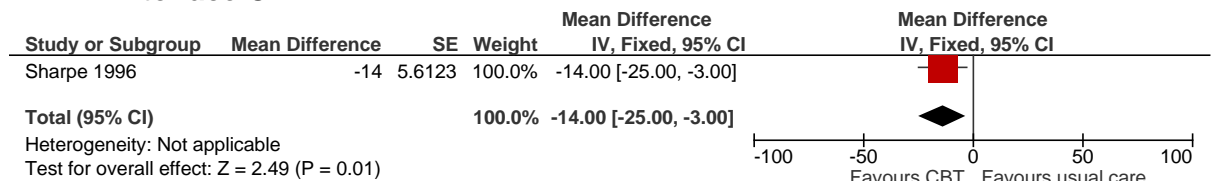
1

Figure 62: Activity levels (Number of days in bed per week) – individual face-to-face CBT



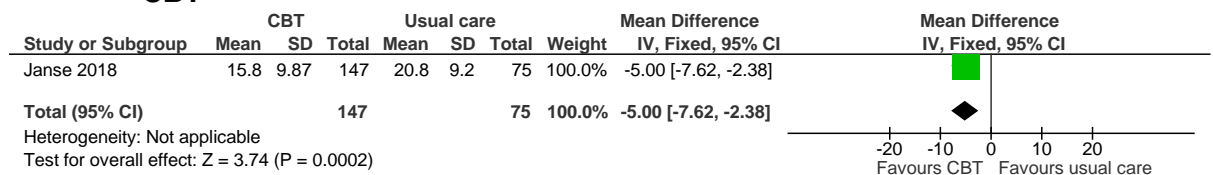
2

Figure 63: Activity levels (Percentage interference with activities) – individual face-to-face CBT



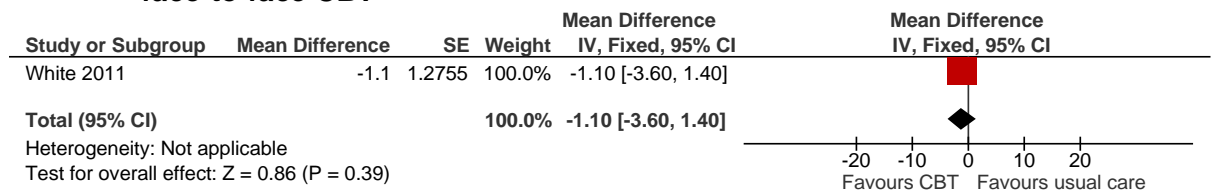
3

Figure 64: Return to school/work (Work and social adjustment scale) – web/written CBT



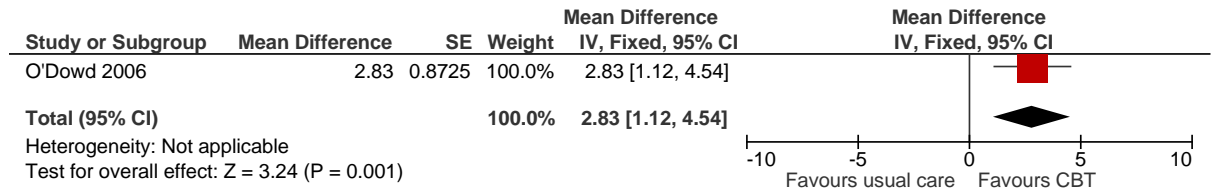
4

Figure 65: Return to school/work (Work and Social Adjustment Scale) – individual face-to-face CBT



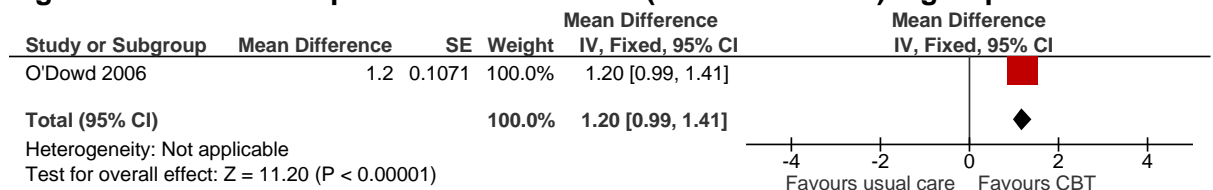
5

Figure 66: Exercise performance measure (Normal walking speed) – group-based CBT



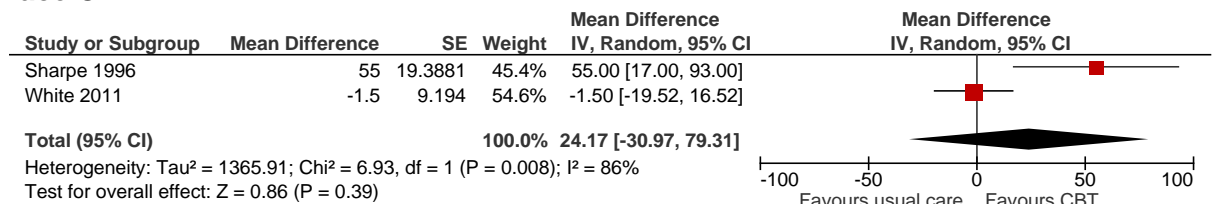
1

Figure 67: Exercise performance measure (Shuttles walked) – group-based CBT



2

Figure 68: Exercise performance measure (6 min walk test) – individual face-to-face CBT



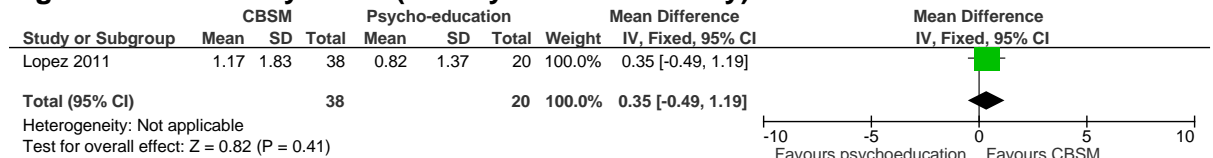
3 Source/Note: random effects applied where heterogeneity unexplained

4

E.2.25 Group-based cognitive behavioural stress management versus control (psycho-education): adults, severity mixed or unclear

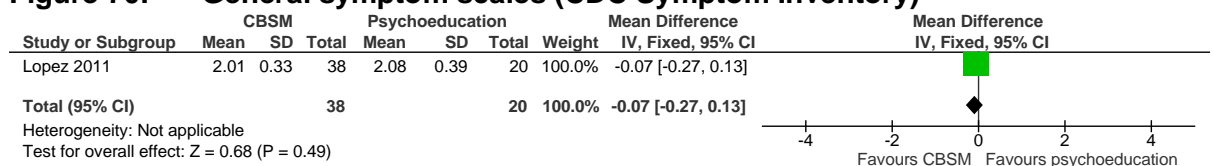
6

Figure 69: Quality of life (Quality of Life Inventory)



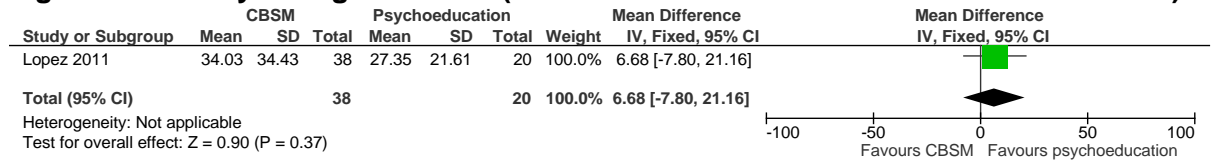
7

Figure 70: General symptom scales (CDC Symptom Inventory)



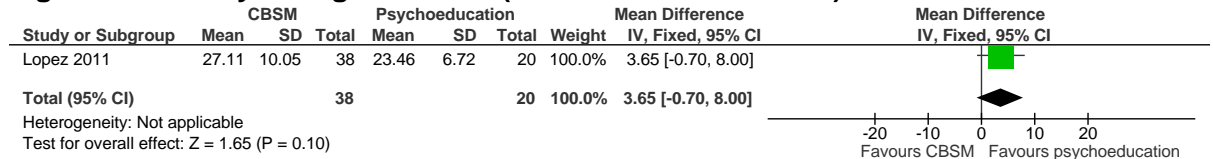
8

Figure 71: Psychological status (Profile of Mood States - total mood disturbance)



1

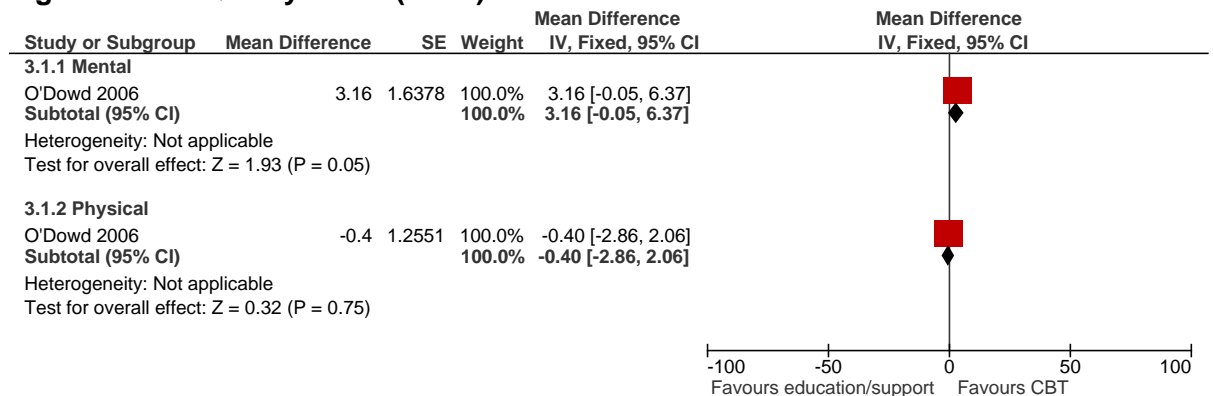
Figure 72: Psychological status (Perceived Stress Scale)



2

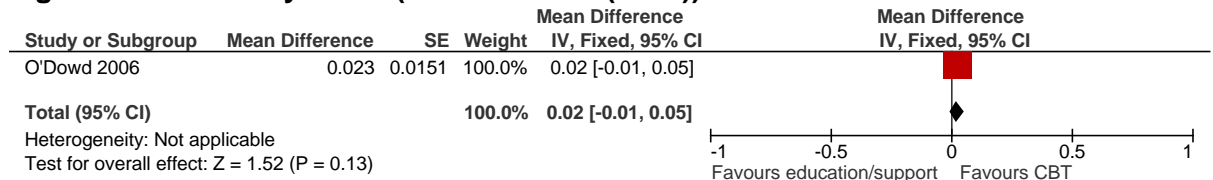
**E.2.33 Group-based cognitive behavioural therapy versus education and support
4 group: adults, severity mixed or unclear**

Figure 73: Quality of life (SF36)



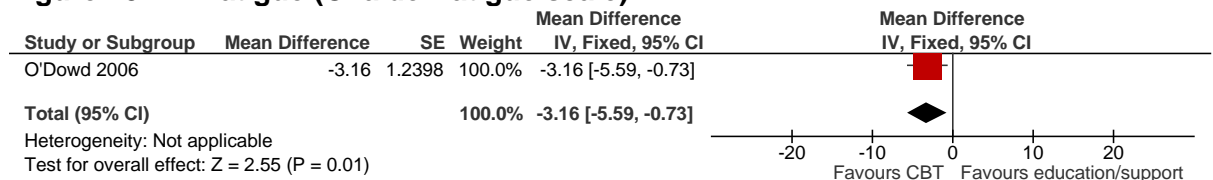
5

Figure 74: Quality of life (Health status (HUI3))



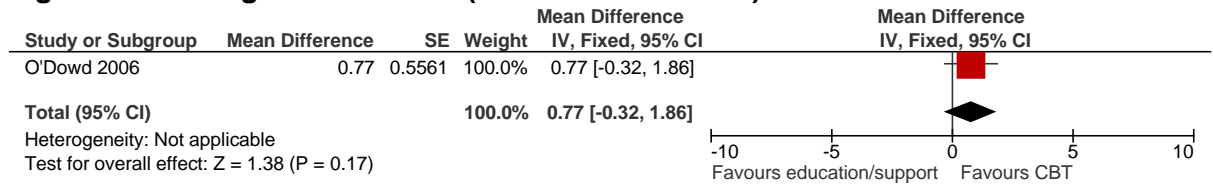
6

Figure 75: Fatigue (Chalder fatigue scale)



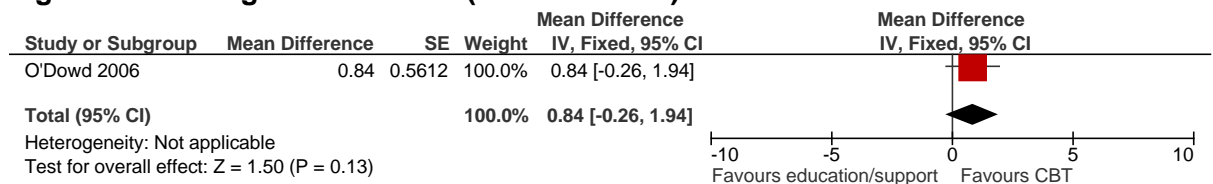
1

Figure 76: Cognitive function (total words recalled)



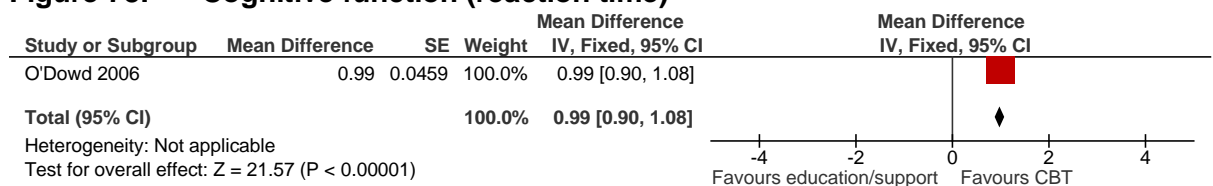
2

Figure 77: Cognitive function (correct words)



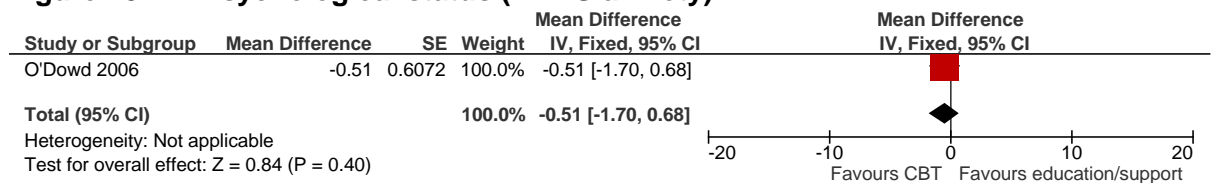
3

Figure 78: Cognitive function (reaction time)



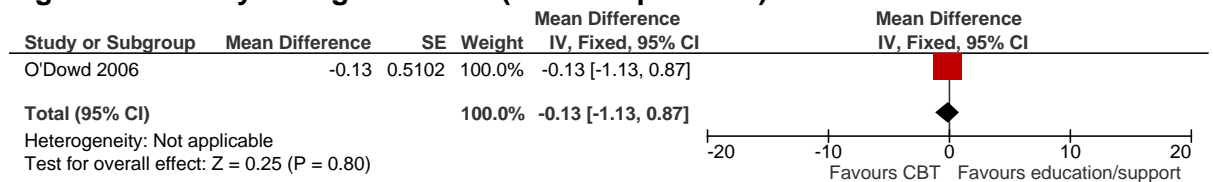
4

Figure 79: Psychological status (HADS anxiety)



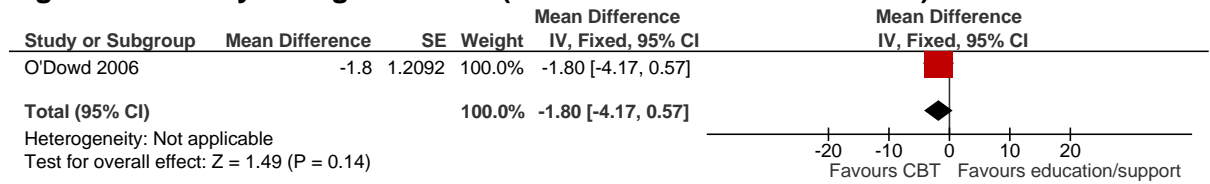
5

Figure 80: Psychological status (HADS depression)



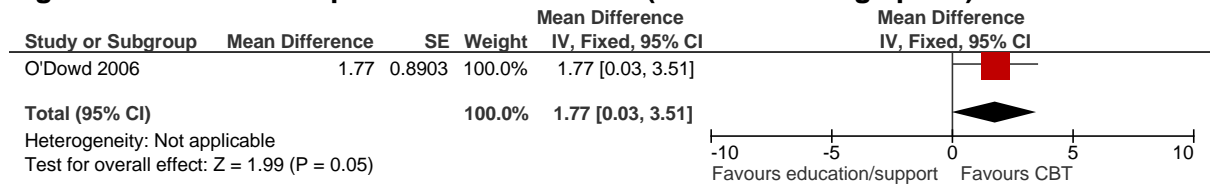
6

Figure 81: Psychological status (General health Questionnaire)



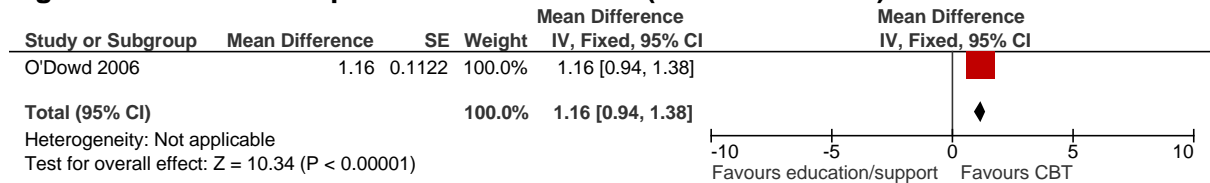
1

Figure 82: Exercise performance measure (Normal walking speed)



2

Figure 83: Exercise performance measure (Shuttles walked)



E.2.43 Individual face-to-face cognitive behavioural therapy versus multidisciplinary rehabilitation: adults, severity mixed or unclear

Figure 84: Quality of life (SF36)

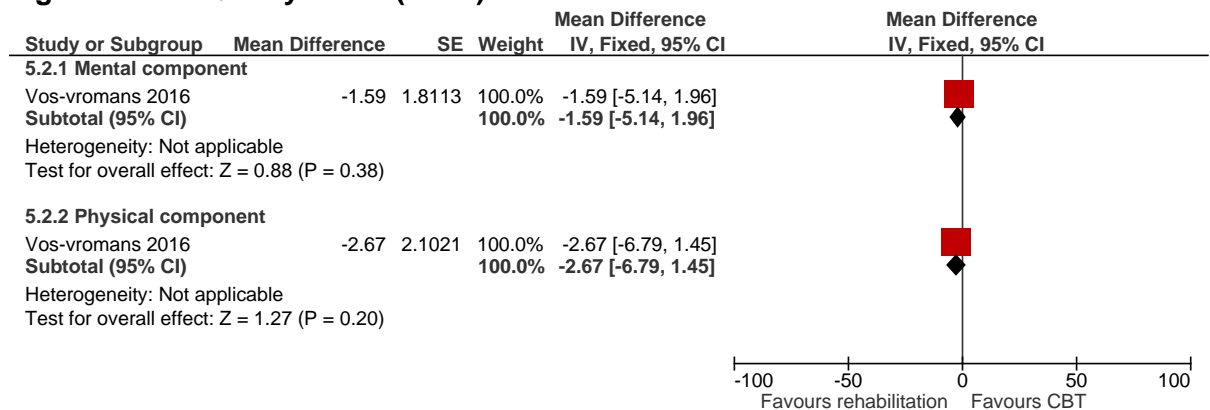


Figure 85: General symptom scales (Sickness Impact Profile 8)

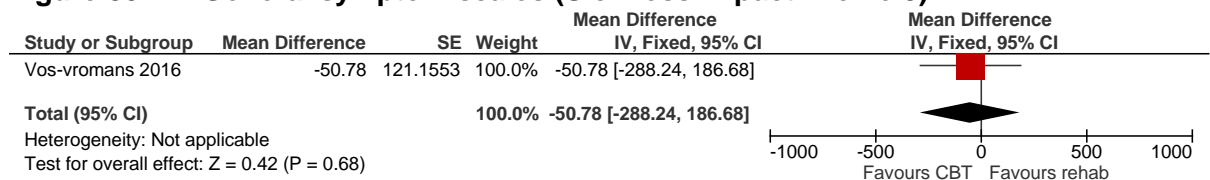


Figure 86: Fatigue (Checklist Individual Strength - fatigue severity)

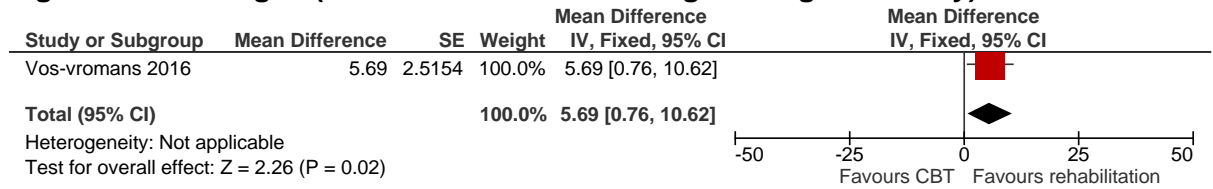


Figure 87: Psychological status (Symptom Checklist 90)

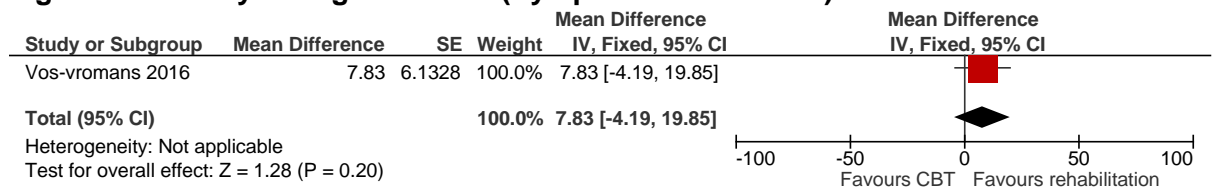
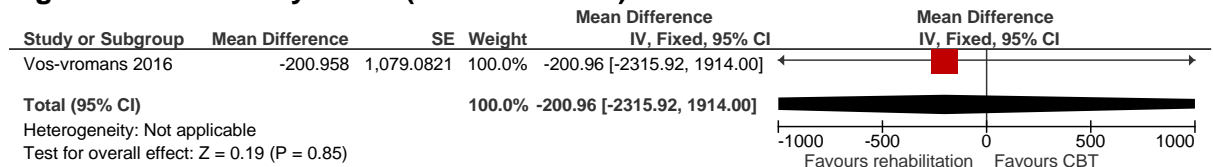


Figure 88: Activity levels (Accelerometer)

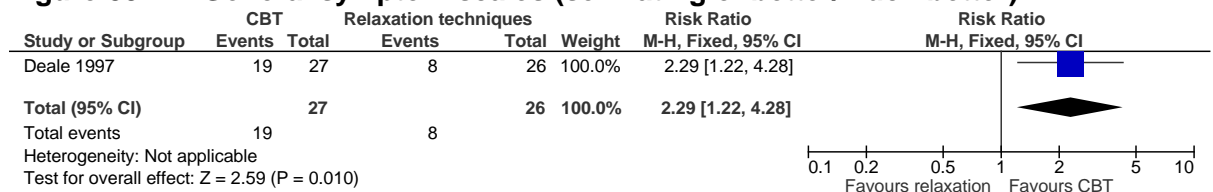


1 Source/Note: Values have been divided by one decimal place in order to display the effect estimate

2

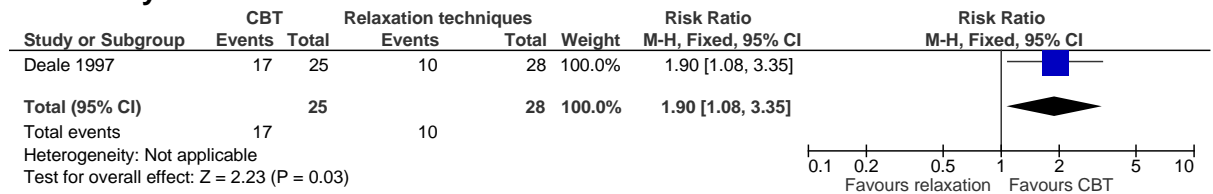
E.2.53 Individual face-to-face cognitive behavioural therapy versus relaxation: adults, severity mixed or unclear

Figure 89: General symptom scales (self-rating of better/much better)



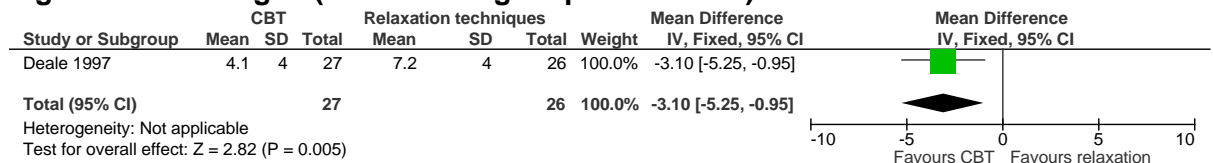
5

Figure 90: General symptom scales (self-rating of much/very much better) at 5 years



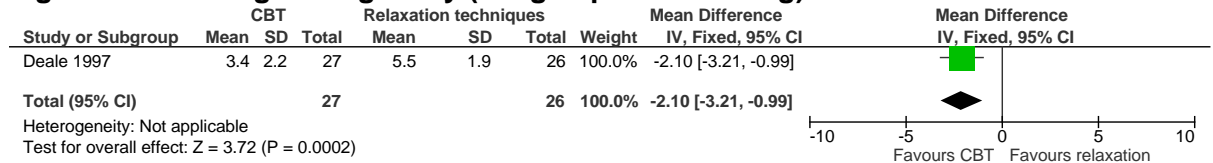
1

Figure 91: Fatigue (Chalder Fatigue questionnaire)



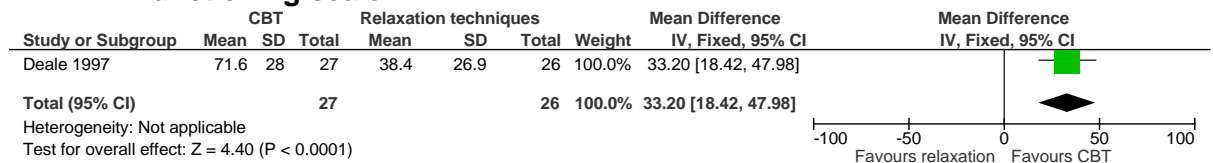
2

Figure 92: Fatigue/fatigability (Fatigue problem rating)



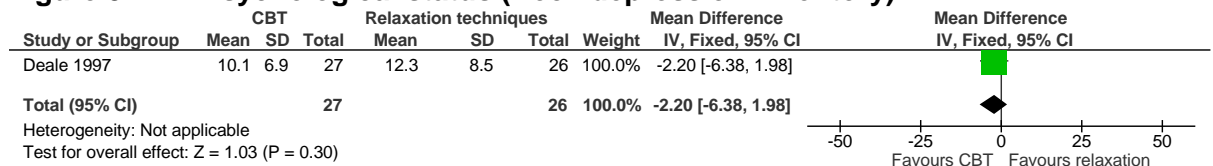
3

Figure 93: Physical functioning (short form general health survey physical functioning scale)



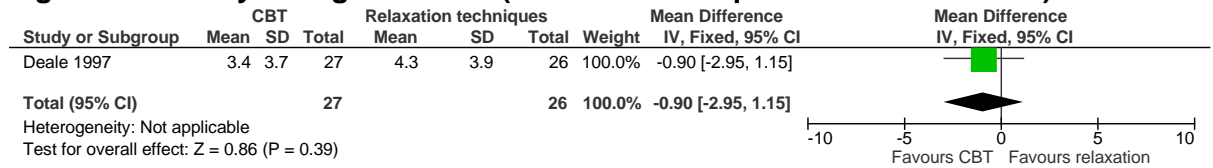
4

Figure 94: Psychological status (Beck depression inventory)



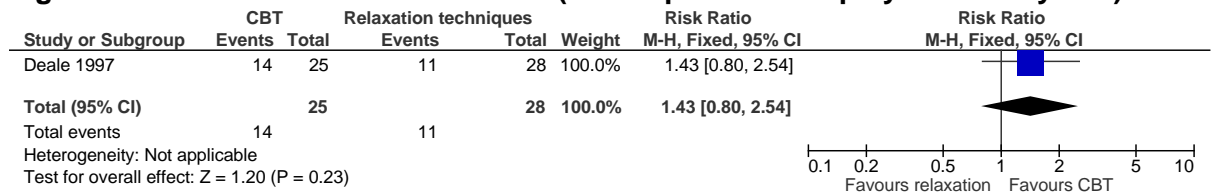
5

Figure 95: Psychological status (General health questionnaire - 12 item)



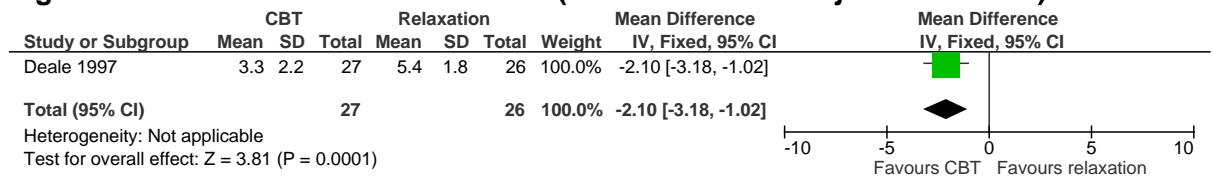
1

Figure 96: Return to school or work (Full or part time employment at 5 years)



2

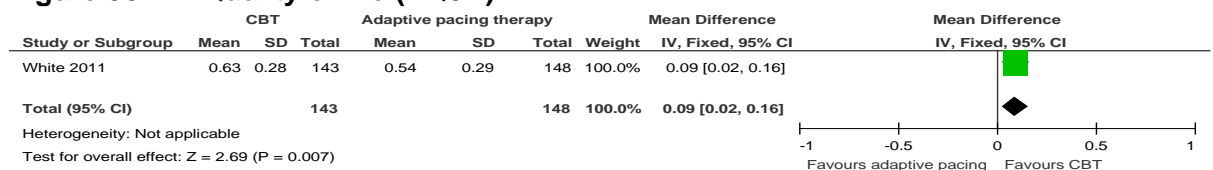
Figure 97: Return to school or work (Work and social adjustment scale)



3

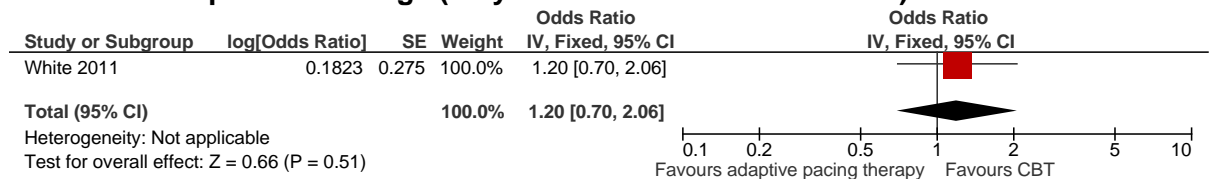
E.2.64 Individual face-to-face cognitive behavioural therapy versus adaptive pacing therapy: adults, severity mixed or unclear

Figure 98: Quality of life (EQ5D)



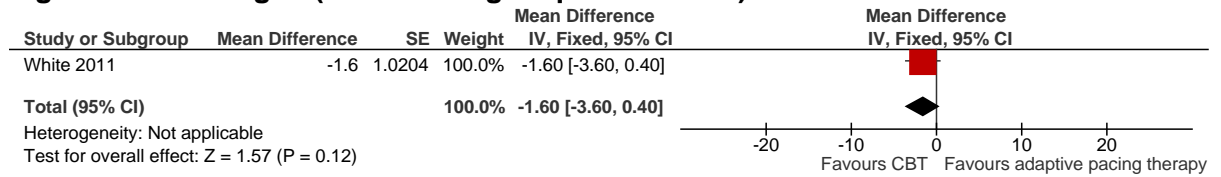
6

Figure 99: General symptoms scales: Clinical Global Impression scale - proportion with positive change (very much better or much better)




7

Figure 100: Fatigue (Chalder fatigue questionnaire)




1

Figure 101: Physical functioning (SF-36 physical function subscale)




2

Figure 102: Psychological status (HADS anxiety scale)



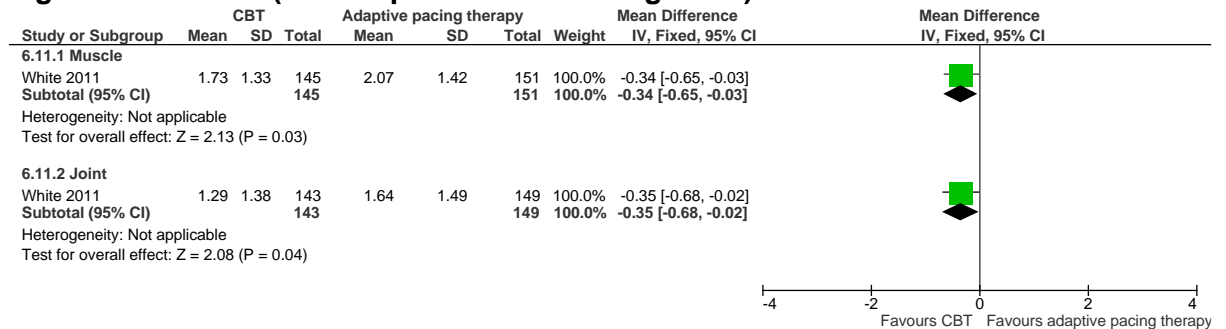
3

Figure 103: Psychological status (HADS depression scale)




4

Figure 104: Pain (muscle pain numeric rating scale)



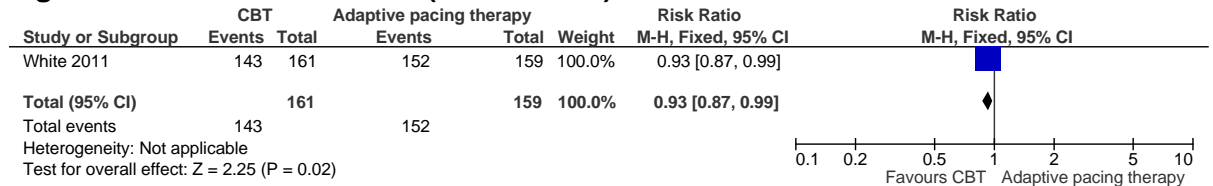
5

Figure 105: Sleep quality (Jenkins sleep scale)



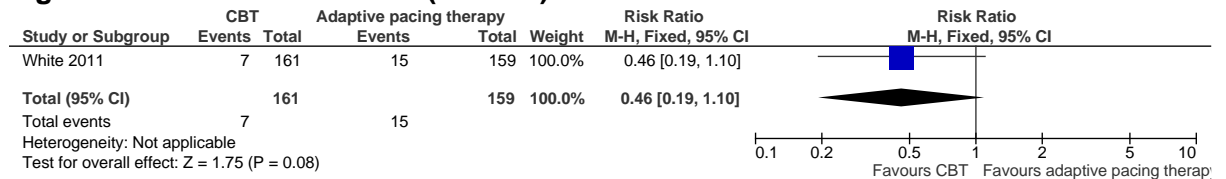
1

Figure 106: Adverse events (non-serious)



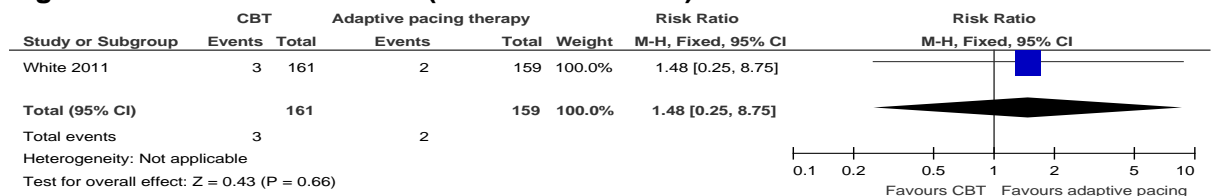
2

Figure 107: Adverse events (serious)




3

Figure 108: Adverse events (adverse reactions)



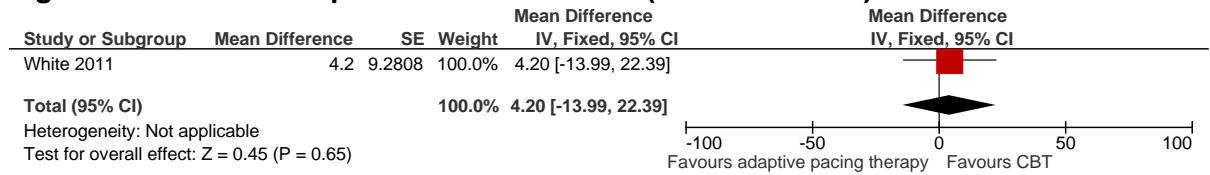
4

Figure 109: Return to school/work (Work and Social Adjustment Scale)



5

Figure 110: Exercise performance measure (6 min walk test)



1

E.2.7.2 Individual face-to-face cognitive behavioural therapy versus graded exercise therapy: adults, severity mixed or unclear

Figure 111: Quality of life (EQ5D)

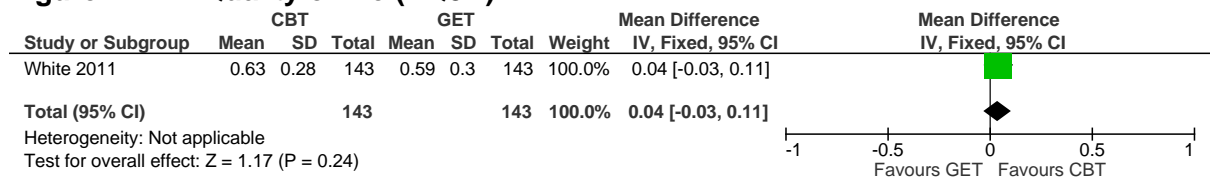
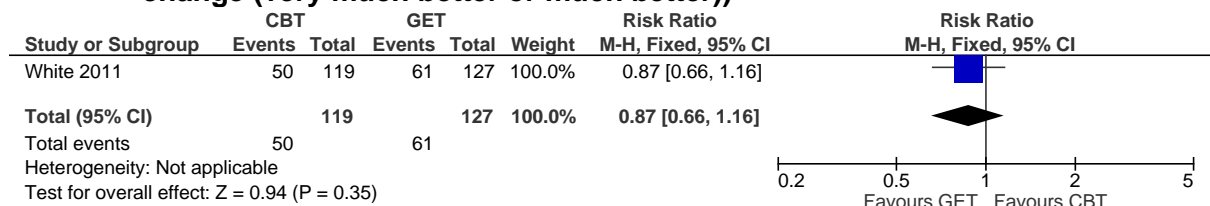
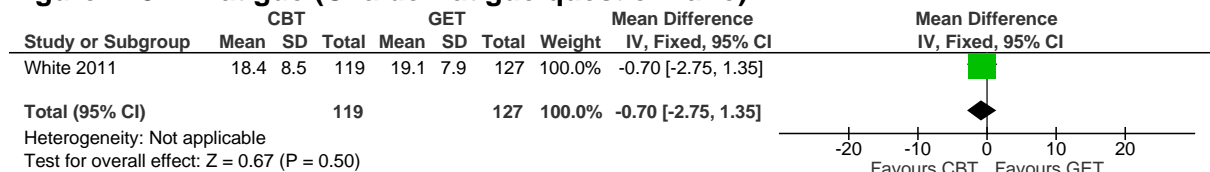


Figure 112: General symptoms scales (Clinical Global Impression Scale - positive change (very much better or much better))



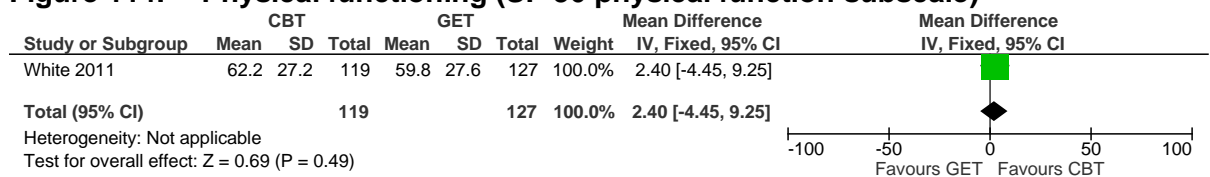
4

Figure 113: Fatigue (Chalder fatigue questionnaire)



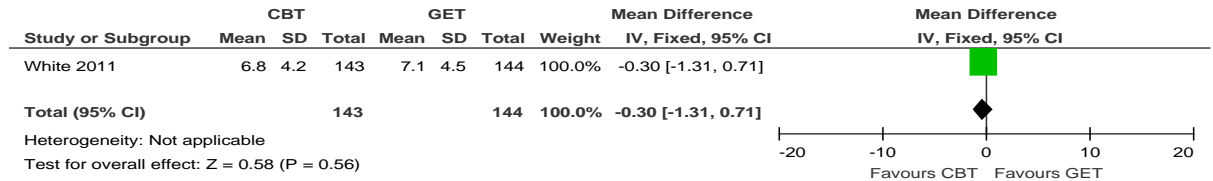
5

Figure 114: Physical functioning (SF-36 physical function subscale)



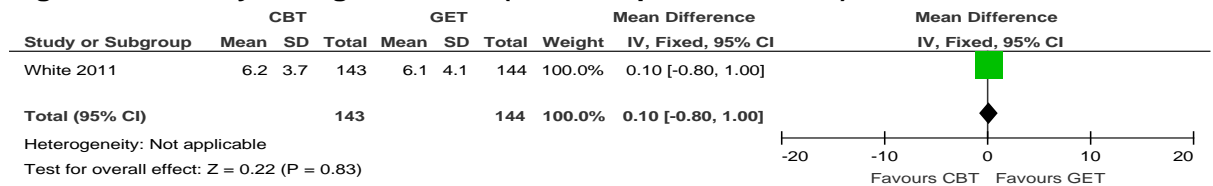
6

Figure 115: Psychological status (HADS anxiety scale)



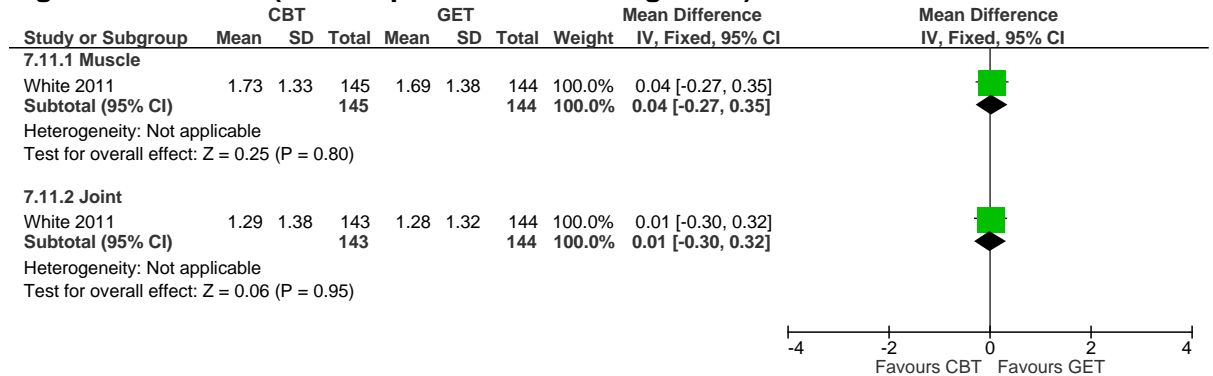
1

Figure 116: Psychological status (HADS depression scale)



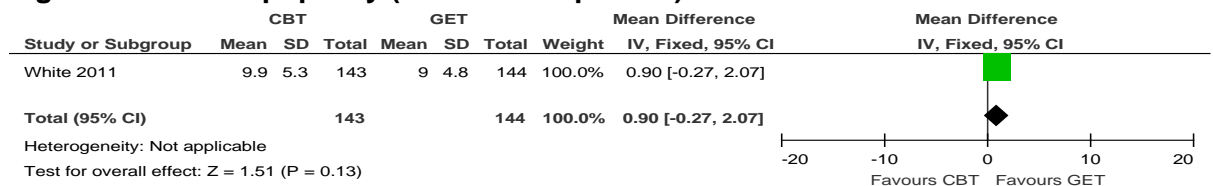
2

Figure 117: Pain (muscle pain numeric rating scale)



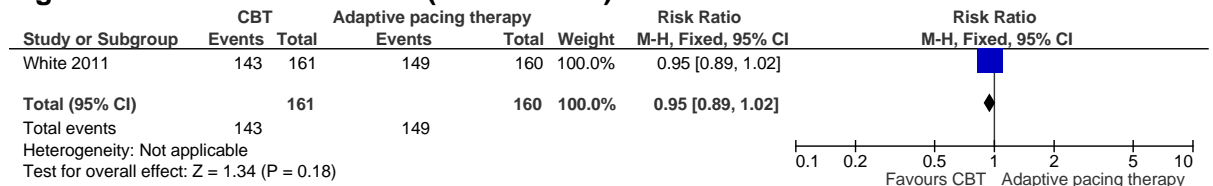
3

Figure 118: Sleep quality (Jenkins sleep scale)



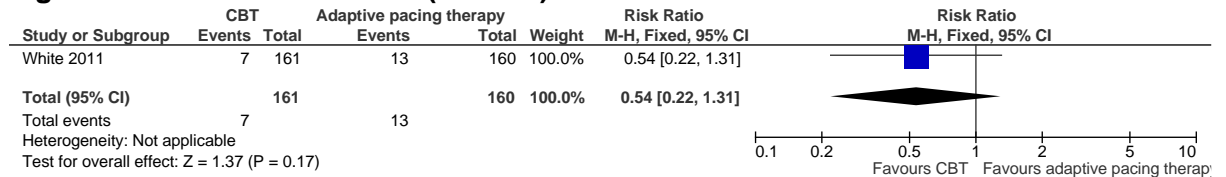
4

Figure 119: Adverse events (non-serious)



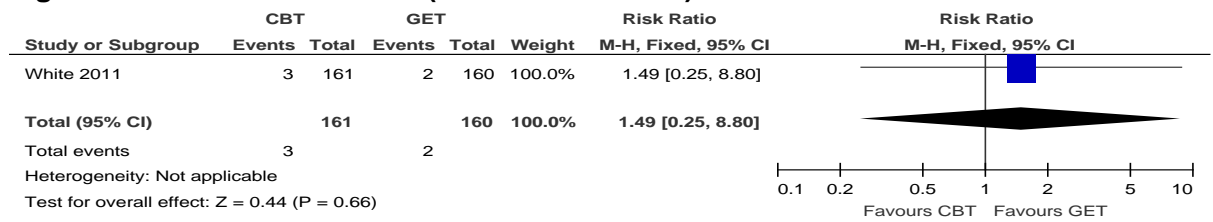
5

Figure 120: Adverse events (serious)



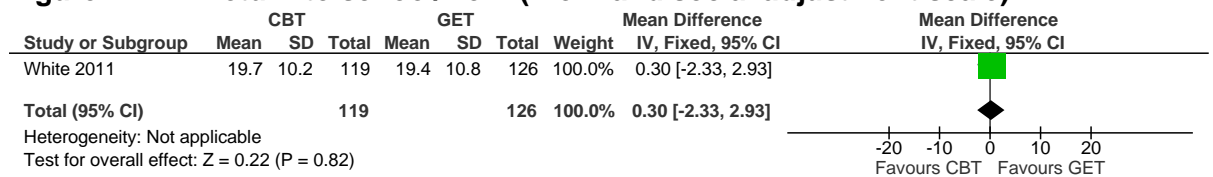
1

Figure 121: Adverse events (adverse reactions)



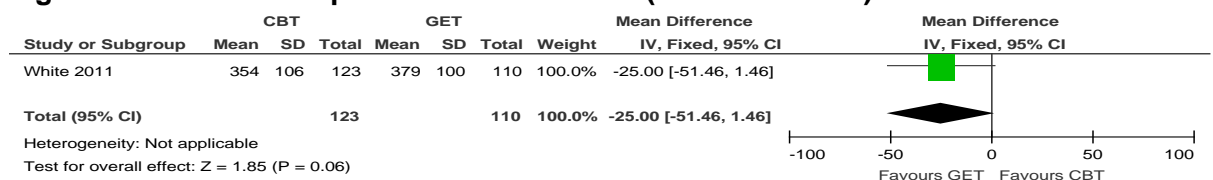
2

Figure 122: Return to school/work (Work and social adjustment scale)



3

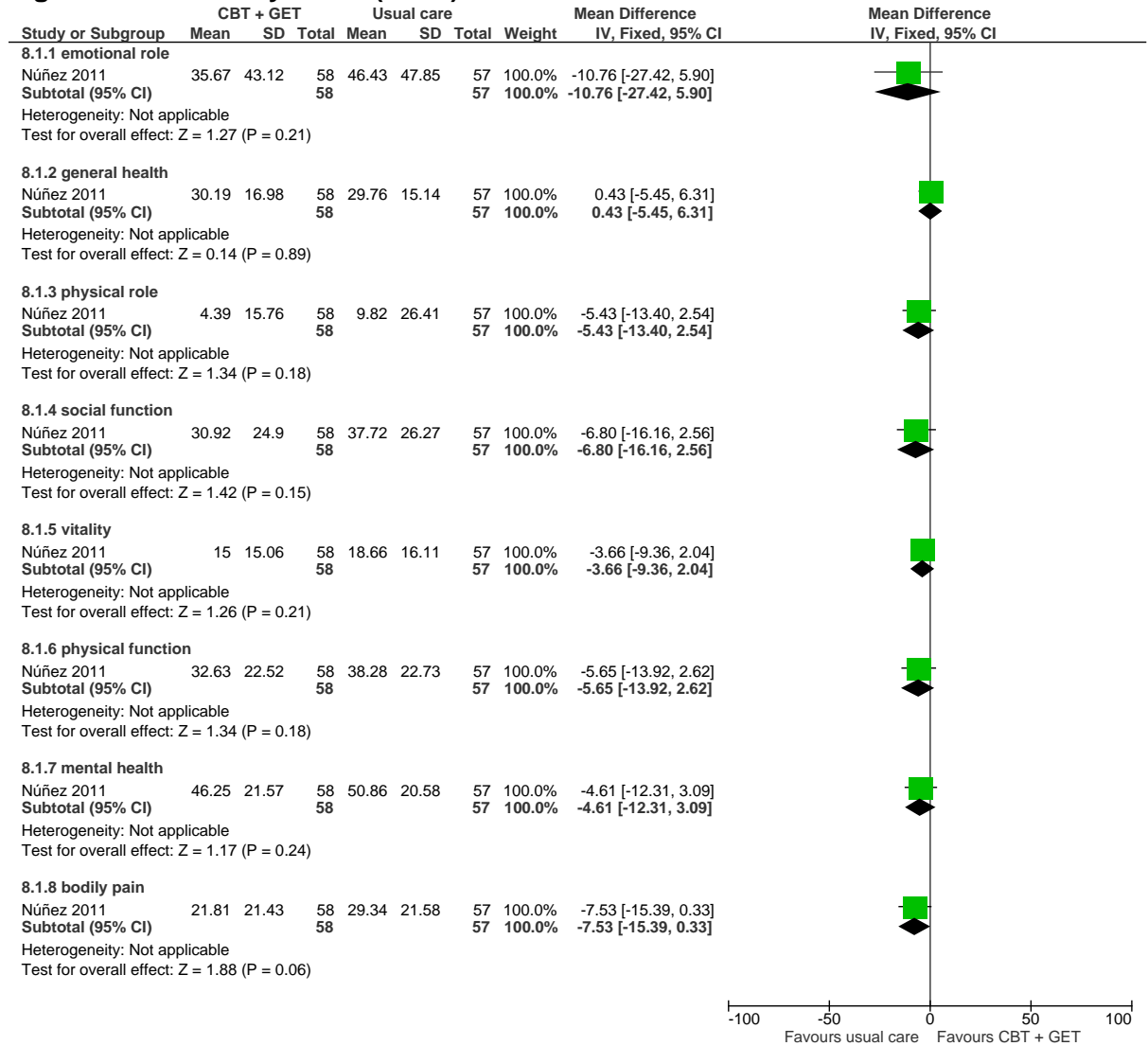
Figure 123: Exercise performance measure (6 min walk test)



4

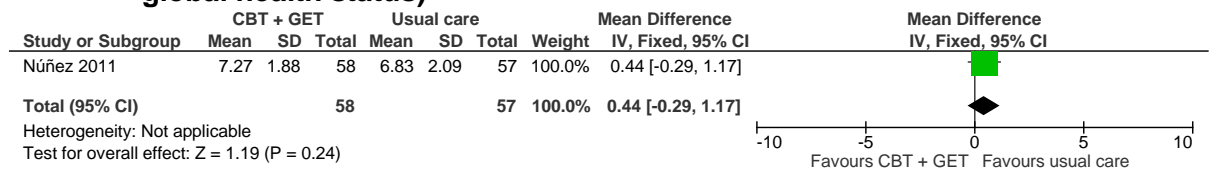
E.2.81 Group-based cognitive behavioural therapy + graded exercise therapy versus usual care: age and severity mixed or unclear

Figure 124: Quality of life (SF36)



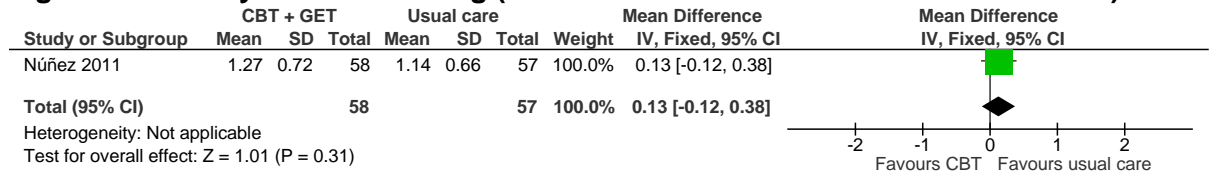
3

Figure 125: General symptom scales (Stanford Health Assessment Questionnaire - global health status)



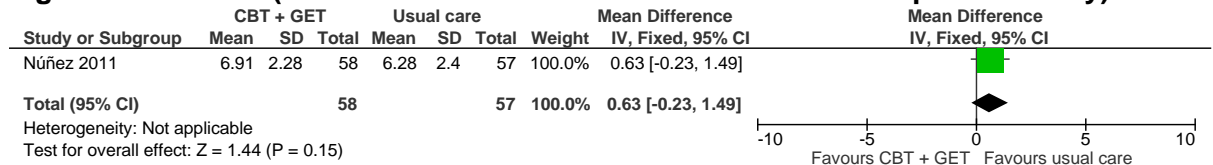
4

Figure 126: Physical functioning (Stanford Health Assessment Questionnaire)



1

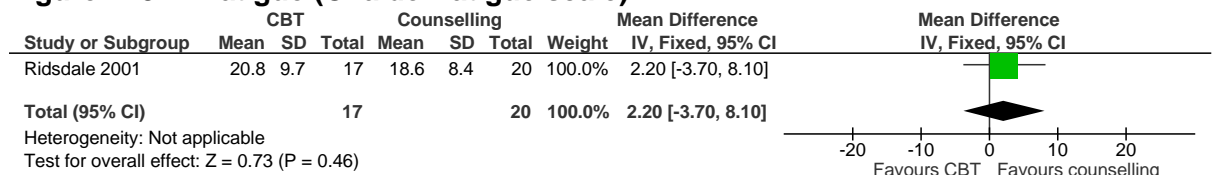
Figure 127: Pain (Stanford Health Assessment Questionnaire - pain intensity)



E.2.92 Individual face-to-face cognitive behavioural therapy versus counselling: age and severity mixed or unclear

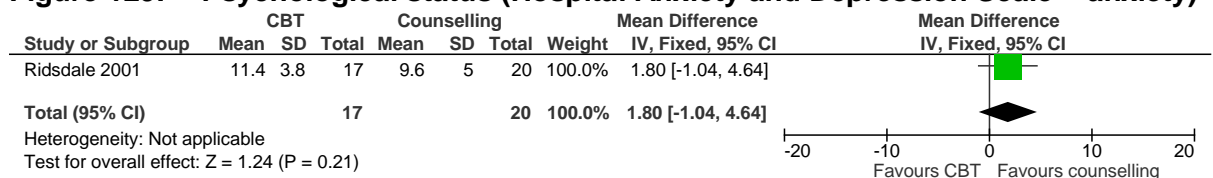
3

Figure 128: Fatigue (Chalder fatigue scale)



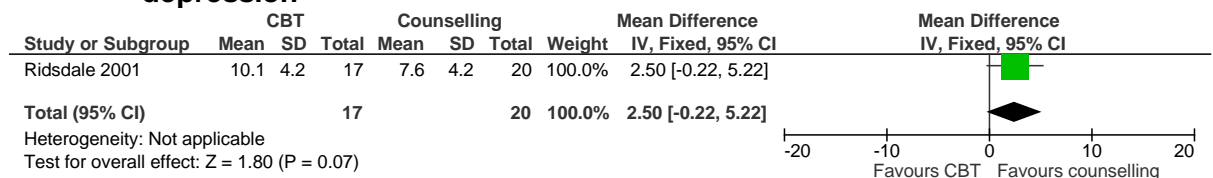
4

Figure 129: Psychological status (Hospital Anxiety and Depression Scale – anxiety)



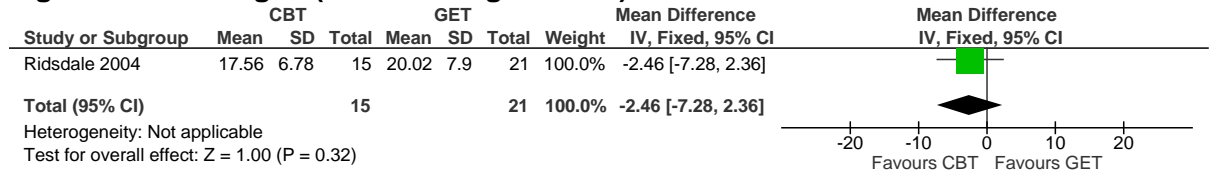
5

Figure 130: Psychological status (Hospital Anxiety and Depression Scale – depression)



E.2.101 Individual face-to-face cognitive behavioural therapy versus graded exercise therapy: age and severity mixed or unclear

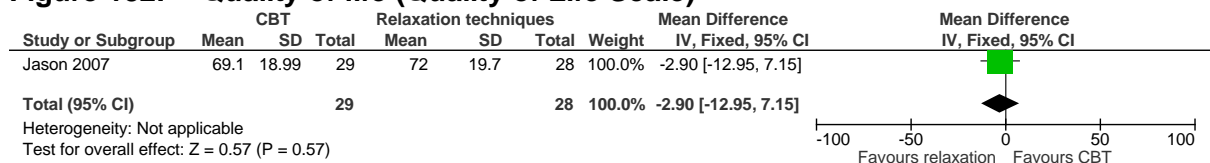
Figure 131: Fatigue (Chalder fatigue scale)



3

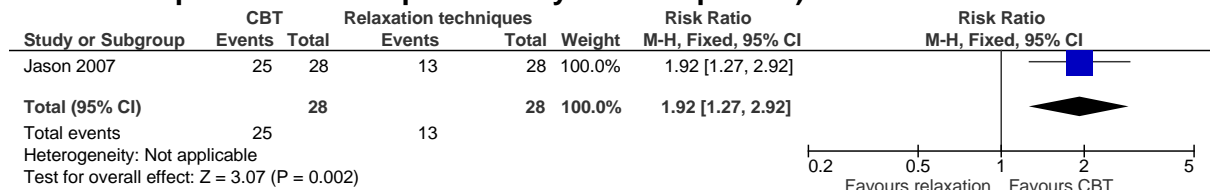
E.2.114 Individual face-to-face cognitive behavioural therapy versus relaxation: adults, moderate severity

Figure 132: Quality of life (Quality of Life Scale)



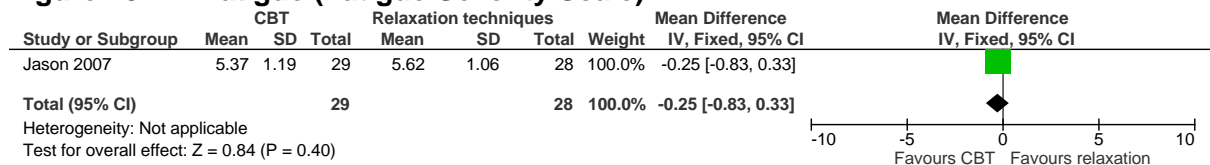
6

Figure 133: General symptom scales (self-rated global impression of change improved/much improved/very much improved)



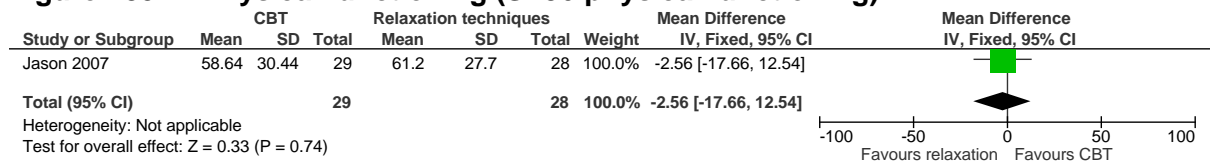
7

Figure 134: Fatigue (Fatigue Severity Scale)



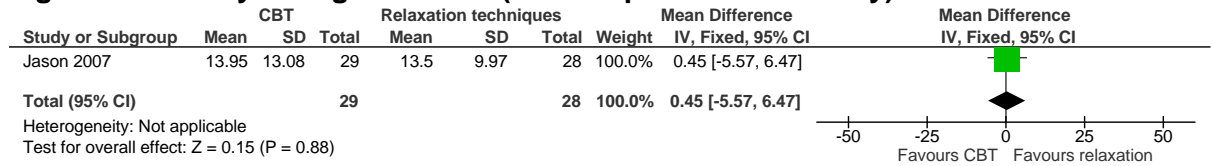
8

Figure 135: Physical functioning (SF36 physical functioning)



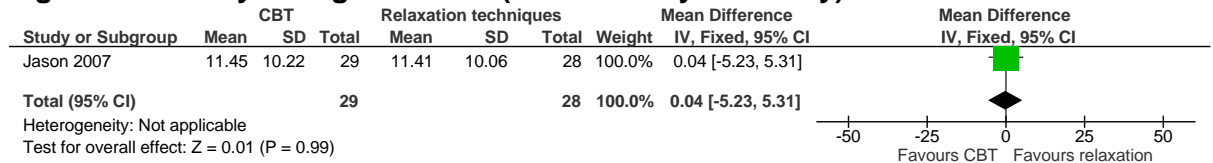
9

Figure 136: Psychological status (Beck depression inventory)



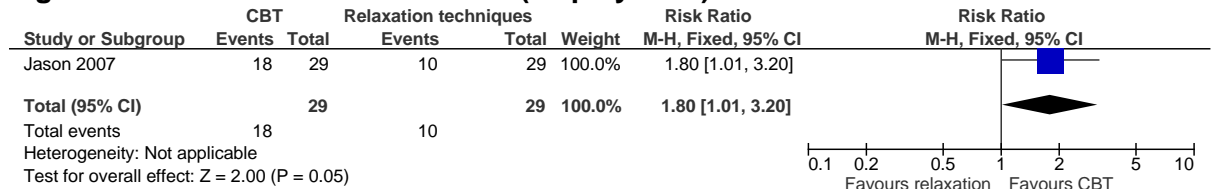
1

Figure 137: Psychological status (Beck Anxiety Inventory)



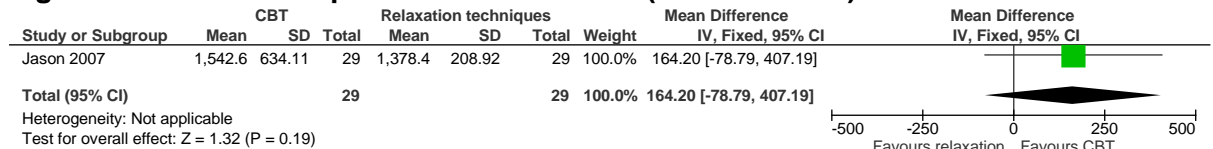
2

Figure 138: Return to school/work (employment)



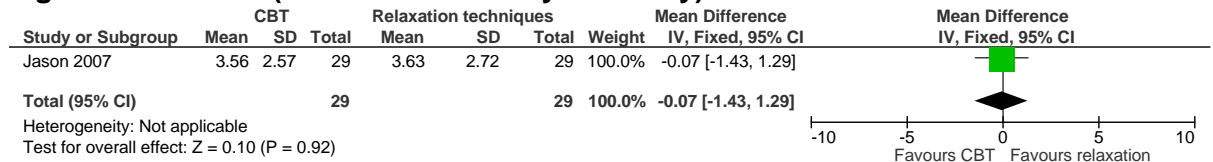
3

Figure 139: Exercise performance measure (6 minute walk)



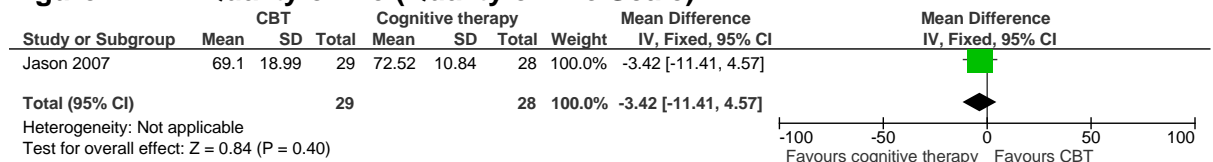
4

Figure 140: Pain (Brief Pain Inventory - severity)



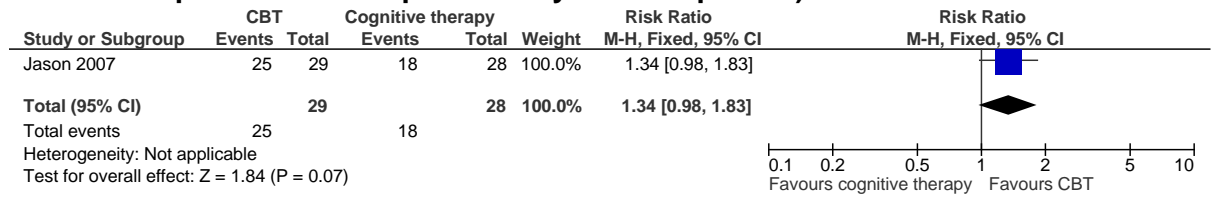
E.2.125 Individual face-to-face cognitive behavioural therapy versus cognitive therapy: 6 adults, moderate severity

Figure 141: Quality of life (Quality of Life Scale)



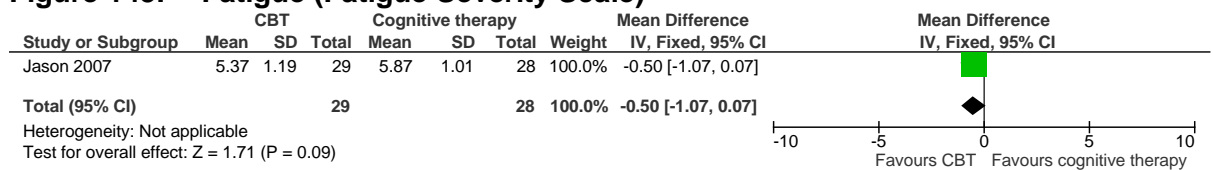
1

Figure 142: General symptom scales (self-rated global impression of change improved/much improved/very much improved)



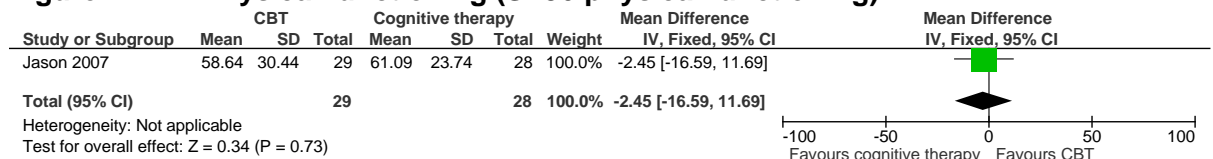
2

Figure 143: Fatigue (Fatigue Severity Scale)



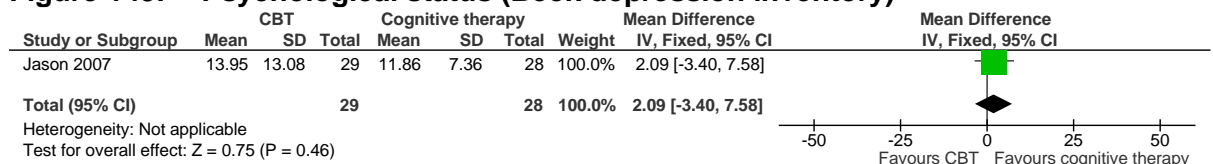
3

Figure 144: Physical functioning (SF36 physical functioning)



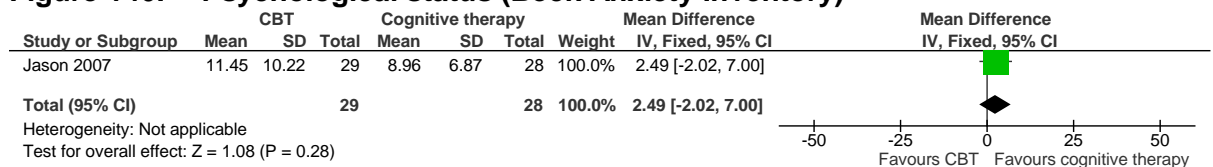
4

Figure 145: Psychological status (Beck depression inventory)



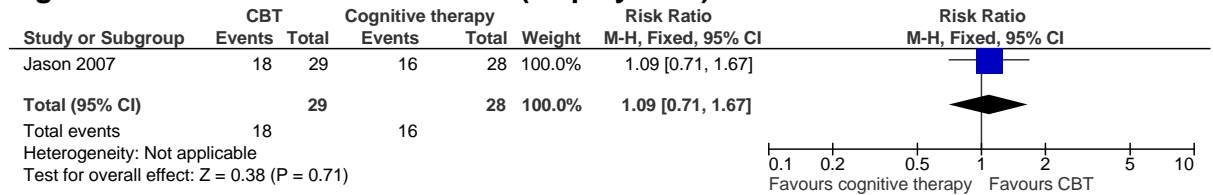
5

Figure 146: Psychological status (Beck Anxiety Inventory)



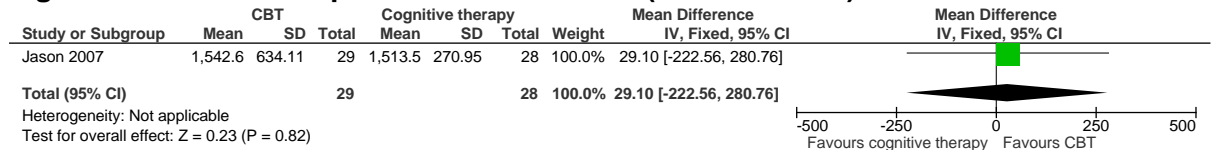
6

Figure 147: Return to school/work (employment)



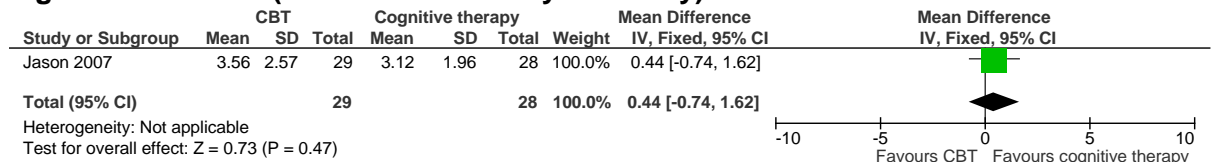
1

Figure 148: Exercise performance measure (6 minute walk)



2

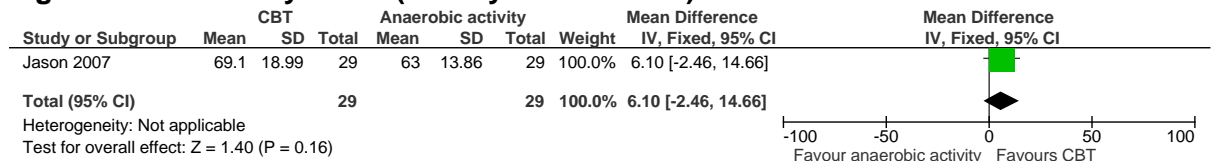
Figure 149: Pain (Brief Pain Inventory - severity)



3

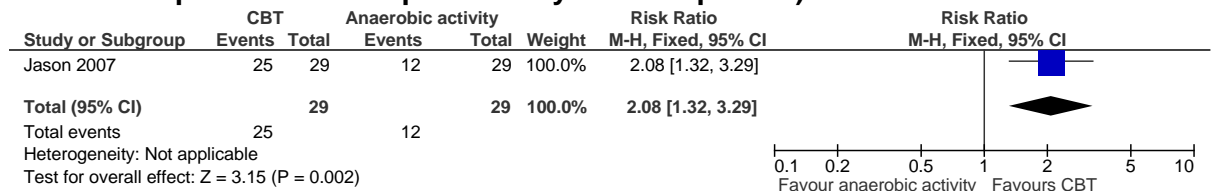
**E.2.134 Individual face-to-face cognitive behavioural therapy versus anaerobic activity
5 therapy: adults, moderate severity**

Figure 150: Quality of life (Quality of Life Scale)



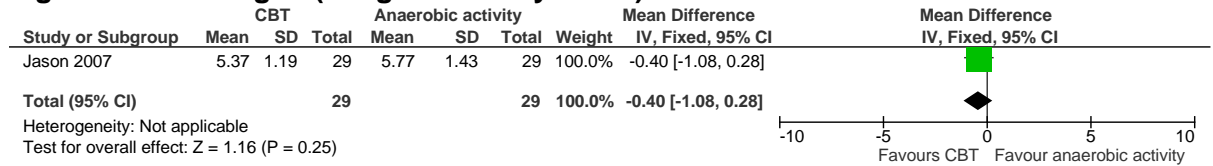
6

Figure 151: General symptom scales (self-rated global impression of change improved/much improved/very much improved)



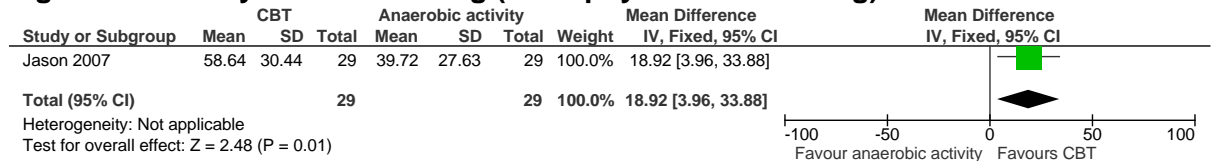
7

Figure 152: Fatigue (Fatigue Severity Scale)



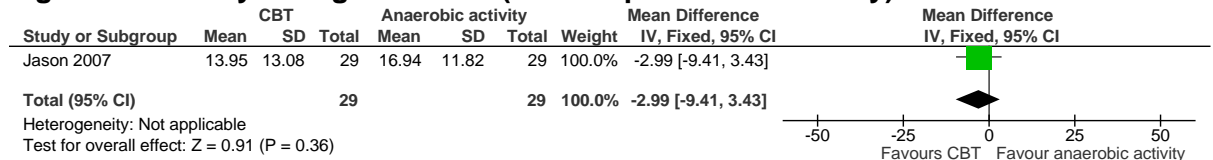
1

Figure 153: Physical functioning (SF36 physical functioning)



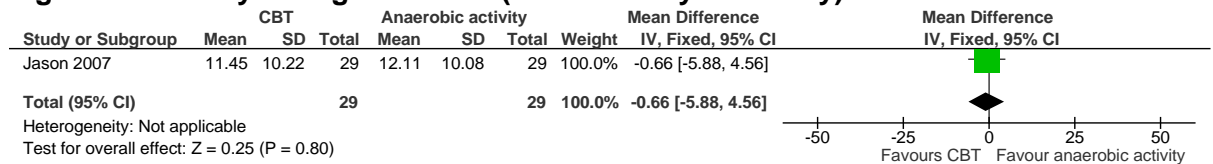
2

Figure 154: Psychological status (Beck depression inventory)



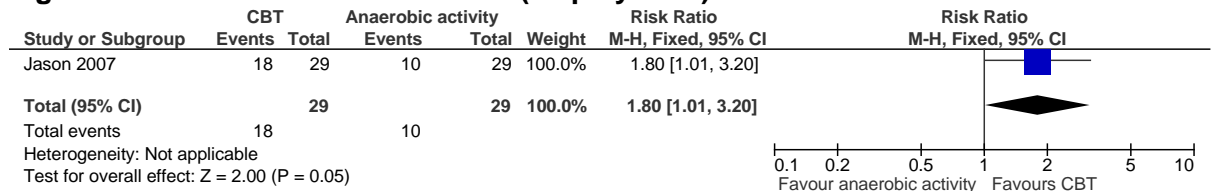
3

Figure 155: Psychological status (Beck Anxiety Inventory)



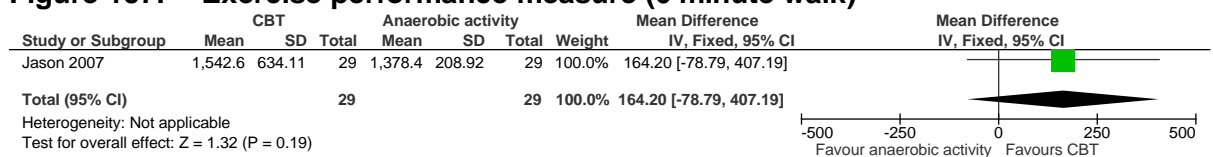
4

Figure 156: Return to school/work (employment)



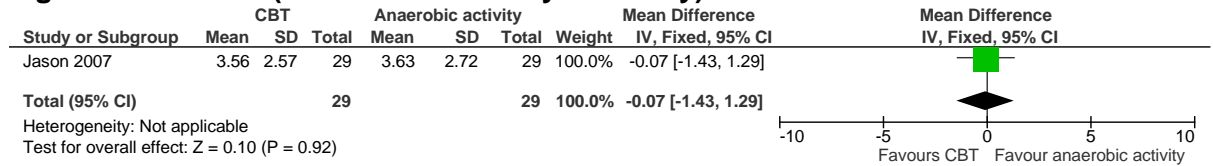
5

Figure 157: Exercise performance measure (6 minute walk)



6

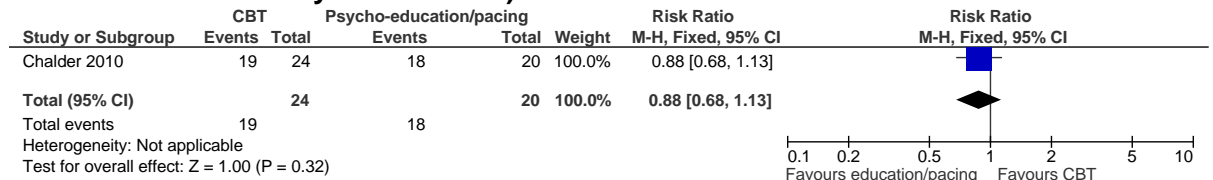
Figure 158: Pain (Brief Pain Inventory - severity)



1

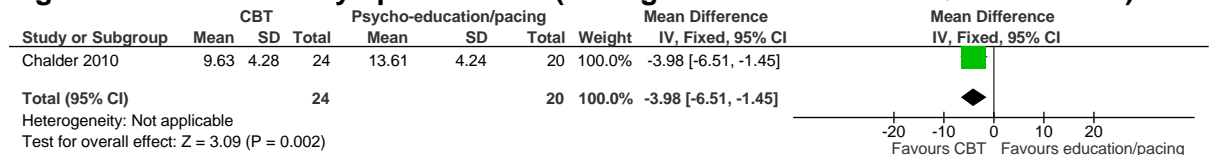
E.2.142 Individual face-to-face cognitive behavioural therapy versus psycho-education/pacing: children and young people, severity mixed or unclear

Figure 159: General symptom scales (Self-reported global improvement - much better or very much better)



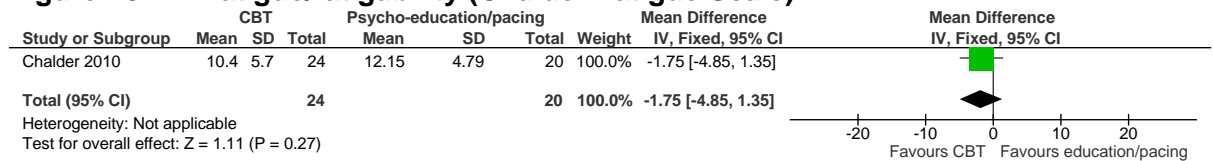
4

Figure 160: General symptom scales (Strengths and Difficulties Questionnaire)



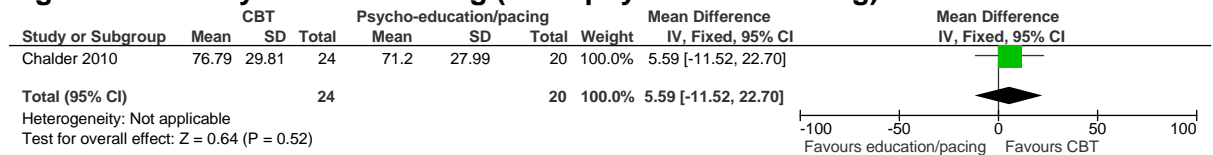
5

Figure 161: Fatigue/fatigability (Chalder Fatigue Scale)



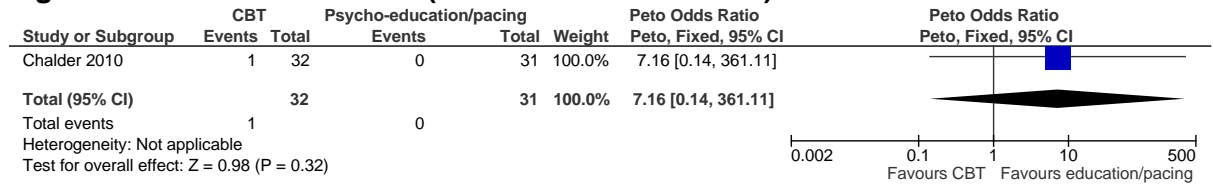
6

Figure 162: Physical functioning (SF36 physical functioning)



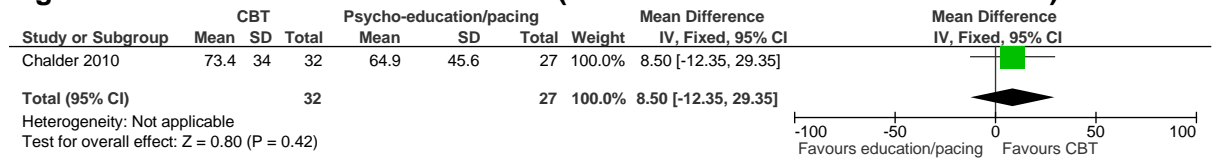
7

Figure 163: Adverse events (Serious adverse events)



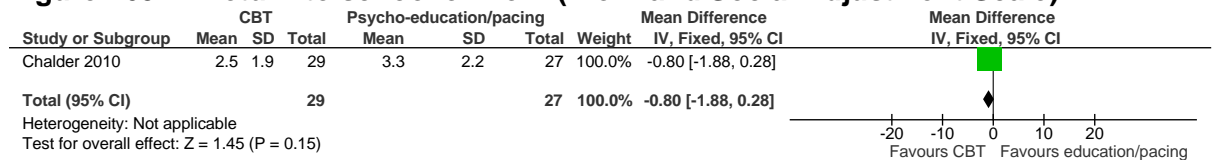
1

Figure 164: Return to school or work (% school attendance over 2 weeks)



2

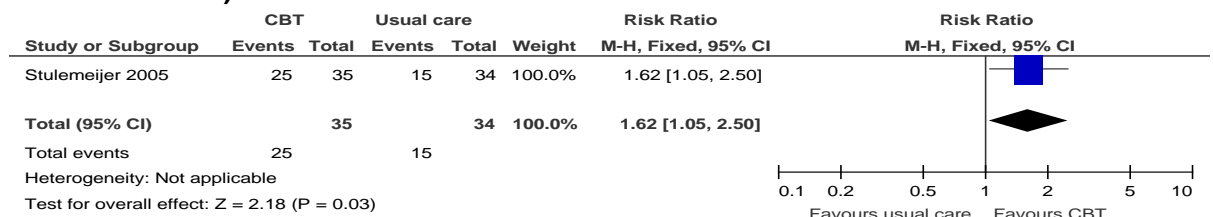
Figure 165: Return to school or work (Work and Social Adjustment Scale)



E.2.153 Individual face-to-face cognitive behavioural therapy versus waiting list: children and young people, severity mixed or unclear

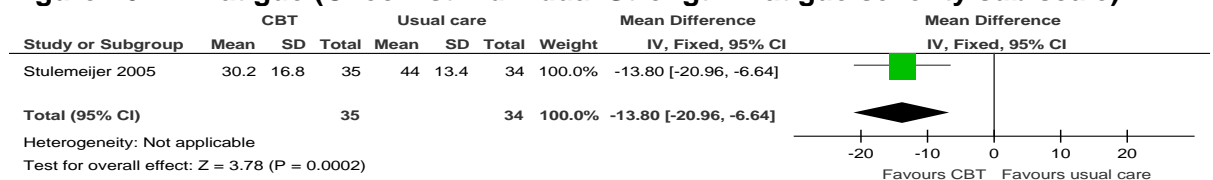
4

Figure 166: General symptom scales (self-rated improvement recovered or much better)



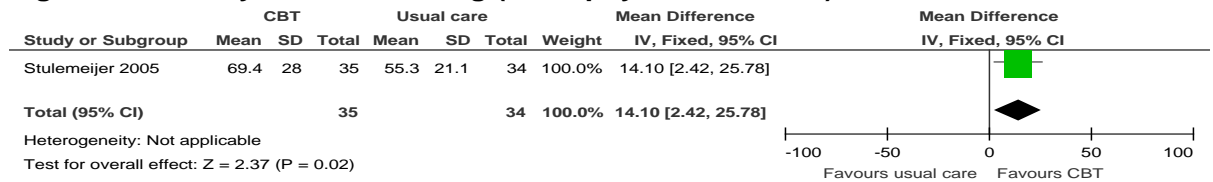
5

Figure 167: Fatigue (Checklist Individual Strength - fatigue severity sub scale)



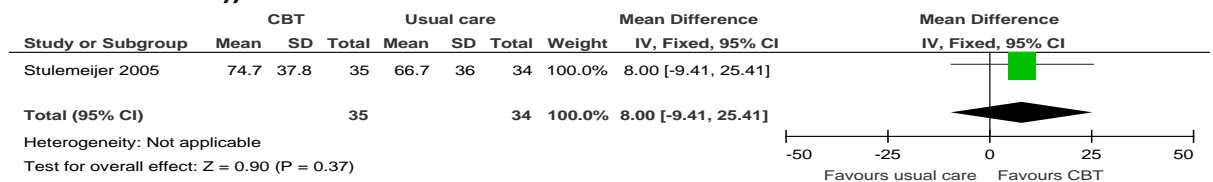
6

Figure 168: Physical functioning (SF36 physical function)



1

Figure 169: Return to school or work (School attendance (hours attended/total hours))



2

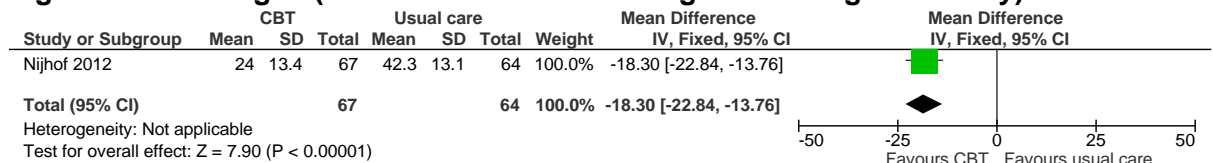
E.2.163 Web/written cognitive behavioural therapy versus usual care: children and young people, severity mixed or unclear

Figure 170: General symptom scales (Self rated improvement completely recovered or much better)



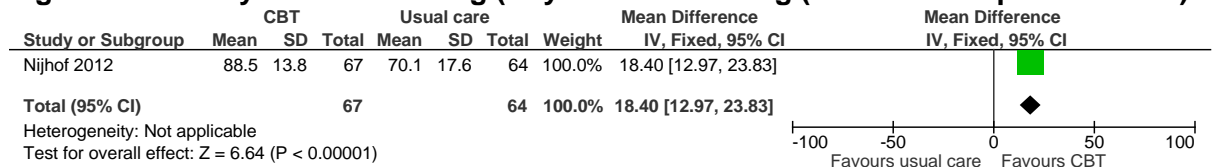
5

Figure 171: Fatigue (Checklist individual strength-20 – fatigue severity)



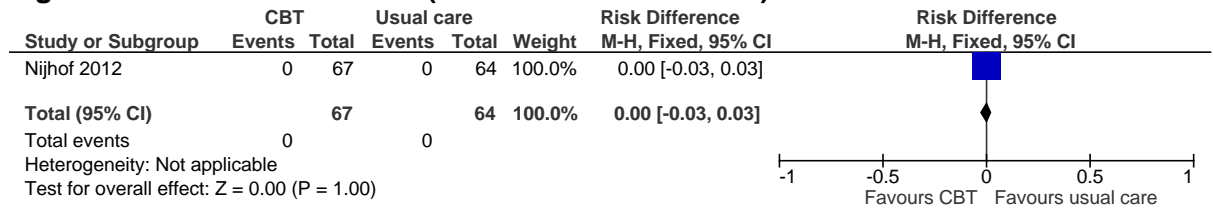
6

Figure 172: Physical functioning (Physical functioning (Child health questionnaire))



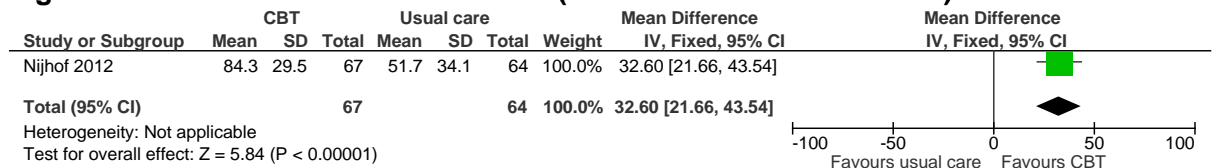
7

Figure 173: Adverse events (serious adverse events)



1

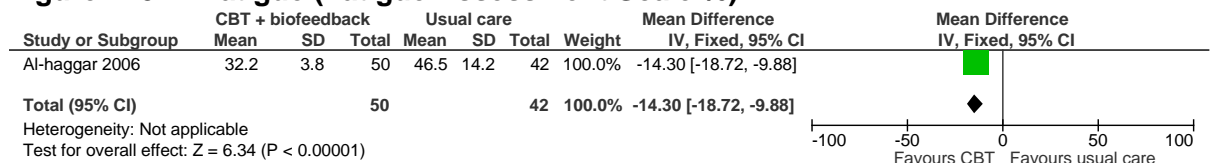
Figure 174: Return to school or work (mean % school attendance)



E.2.172 Individual face-to-face cognitive behavioural therapy + biofeedback versus standard care: children and young people, severity mixed or unclear

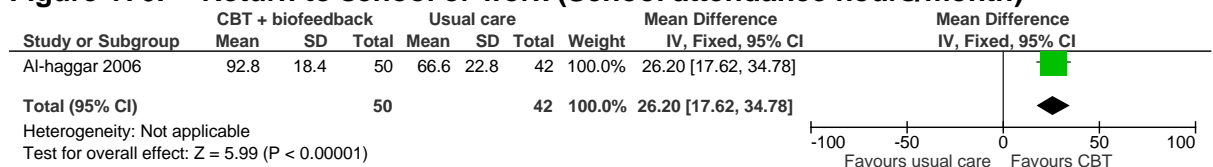
3

Figure 175: Fatigue (Fatigue Assessment Scale %)



4

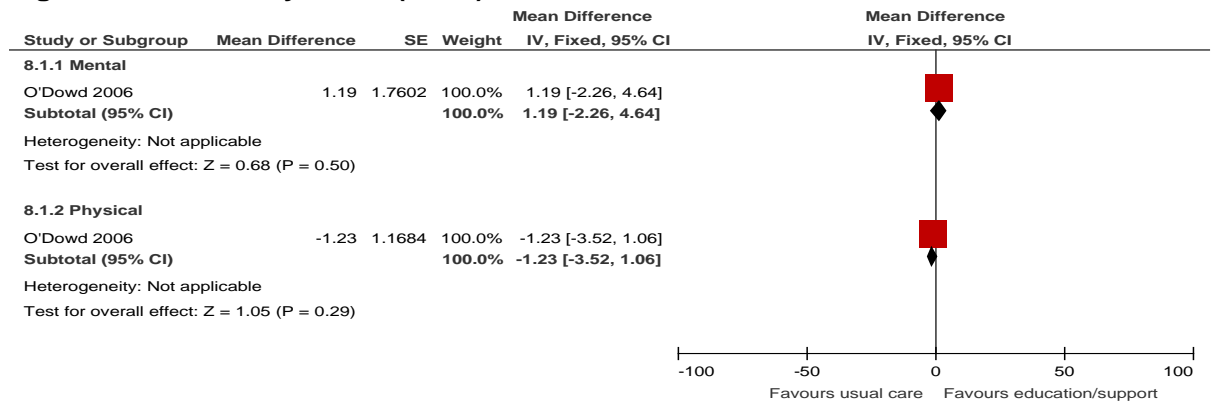
Figure 176: Return to school or work (School attendance hours/month)



1 Other psychological interventions


E.2.182 Education and support group versus usual care: adults, severity mixed or unclear

Figure 177: Quality of life (SF36)




4

Figure 178: Quality of life (Health status (HUI3))



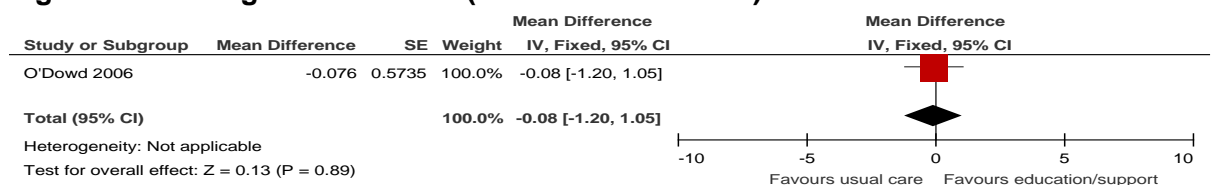
5

Figure 179: Fatigue/fatigability (Chalder fatigue questionnaire)




6

Figure 180: Cognitive function (total words recalled)




7

Figure 181: Cognitive function (correct words)



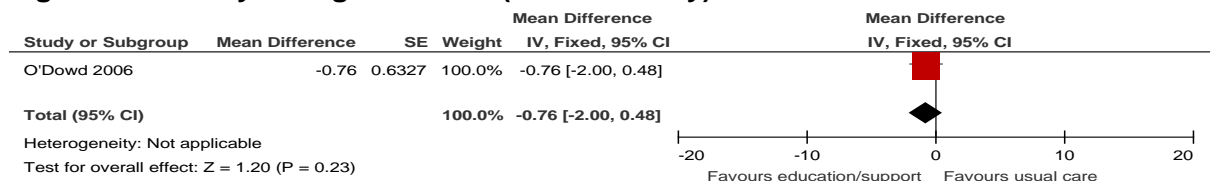
1

Figure 182: Cognitive function (reaction time)




2

Figure 183: Psychological status (HADS anxiety)




3

Figure 184: Psychological status (HADS depression)




4

Figure 185: Psychological status (General health questionnaire)




5

Figure 186: Exercise performance measure (normal walking speed)



1

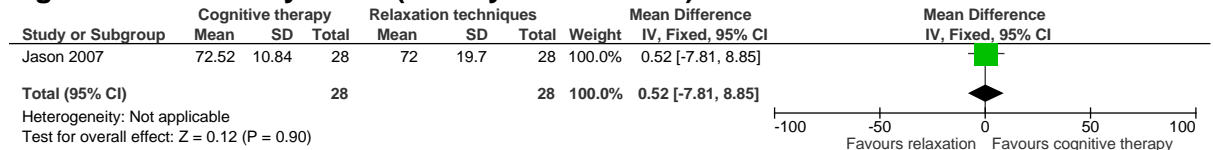
Figure 187: Exercise performance measure (shuttles walked)



2

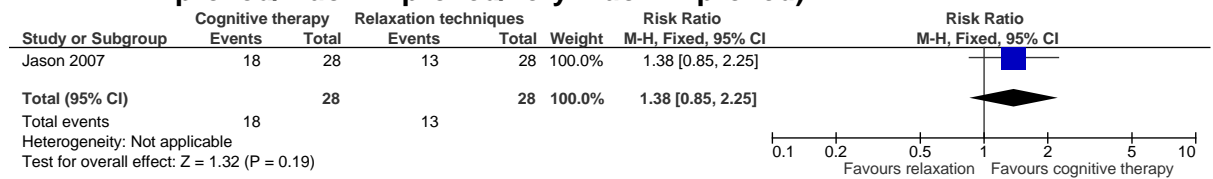
E.2.193 Cognitive therapy versus relaxation: adults, moderate severity

Figure 188: Quality of life (Quality of Life Scale)



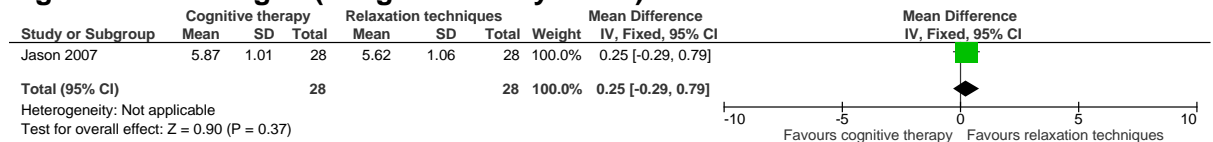
4

Figure 189: General symptom scales (self-rated global impression of change improved/much improved/very much improved)



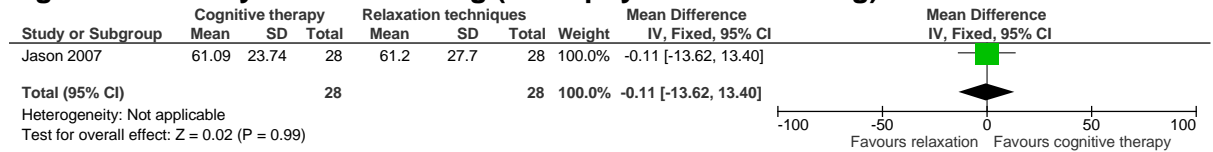
5

Figure 190: Fatigue (Fatigue Severity Scale)



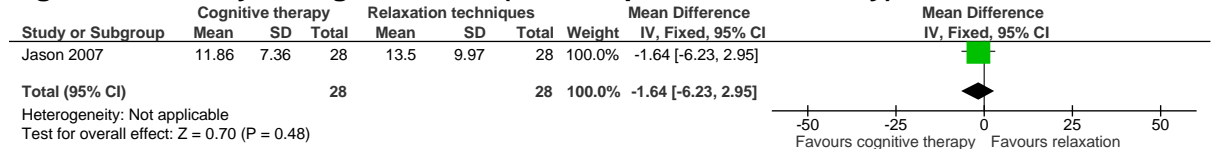
6

Figure 191: Physical functioning (SF36 physical functioning)



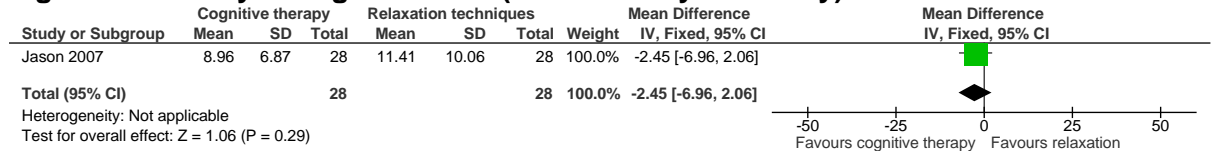
1

Figure 192: Psychological status (Beck depression inventory)



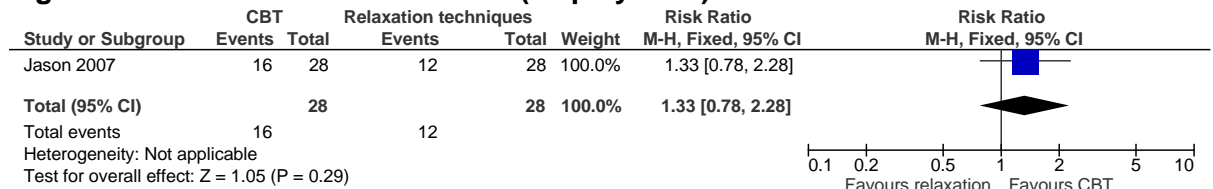
2

Figure 193: Psychological status (Beck Anxiety Inventory)



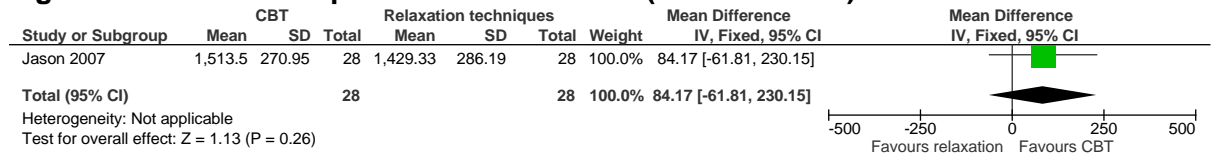
3

Figure 194: Return to school/work (employment)



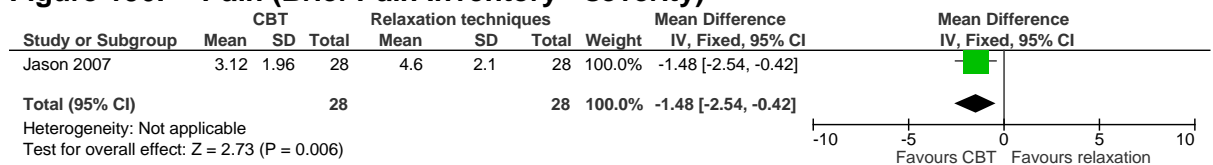
4

Figure 195: Exercise performance measure (6 minute walk)



5

Figure 196: Pain (Brief Pain Inventory - severity)

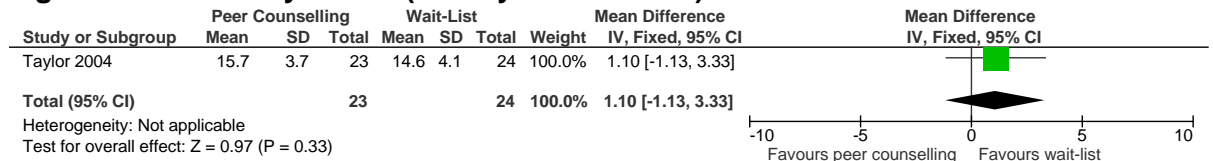


6

7

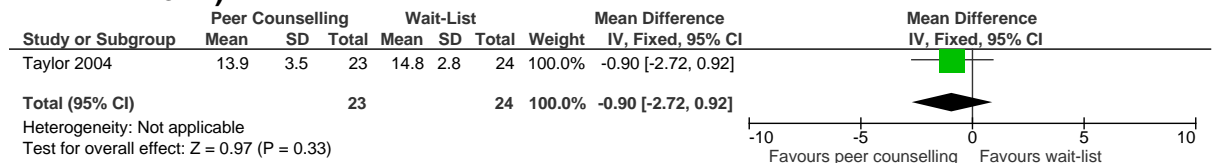
E.2.201 Buddy/mentor programme versus Wait-list: adults, severity mixed or unclear

Figure 197: Quality of Life (Quality of Life Index)



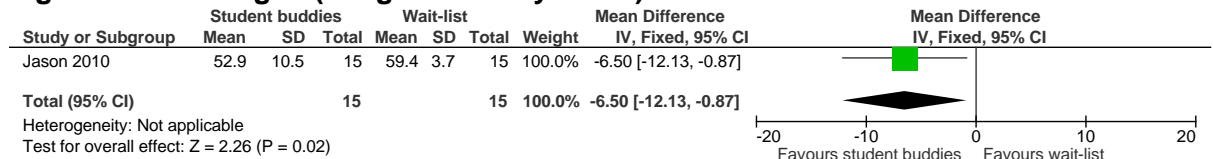
2

Figure 198: General Symptom Scales (Chronic Fatigue Syndrome Symptom Rating Form)



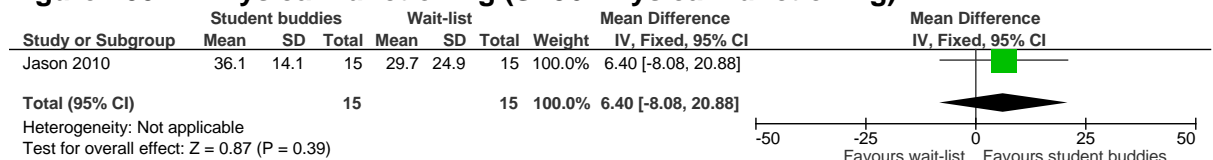
3

Figure 199: Fatigue (Fatigue Severity Scale)



4

Figure 200: Physical Functioning (SF36 Physical Functioning)



5

Figure 201: Psychological Status (Perceived Stress Scale)

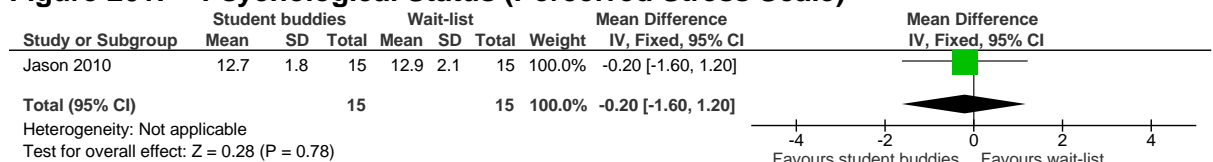
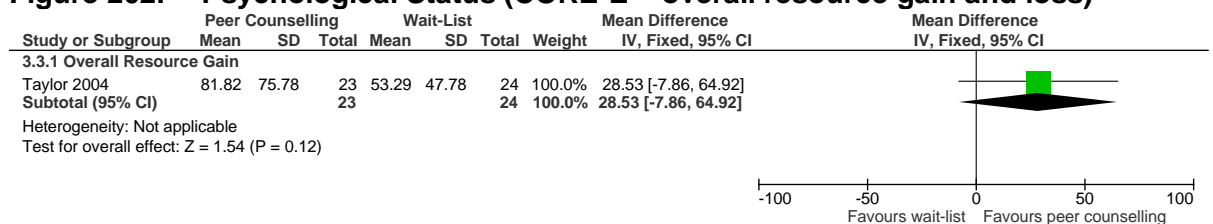
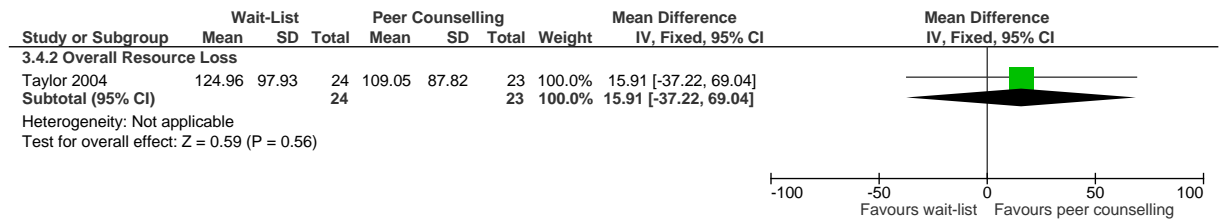


Figure 202: Psychological Status (CORE-E – overall resource gain and loss)

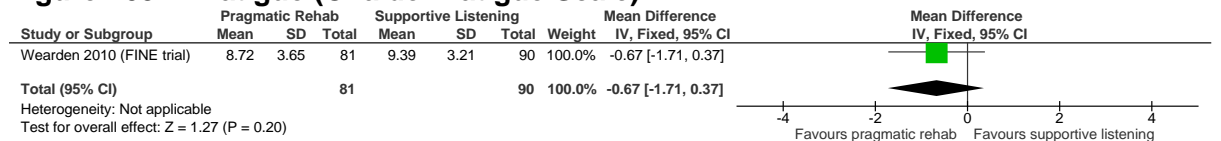




1

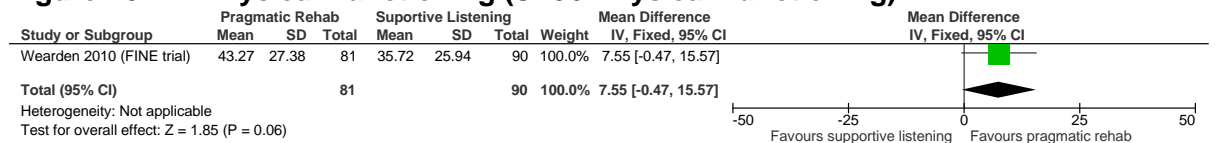
E.2.212 Pragmatic rehabilitation versus Supportive listening: adults, severity mixed or unclear

Figure 203: Fatigue (Chalder Fatigue Scale)



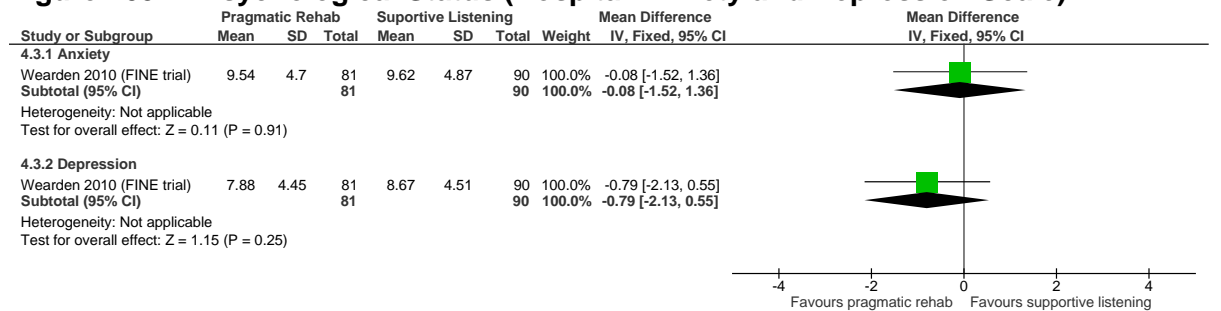
4

Figure 204: Physical Functioning (SF36 Physical Functioning)



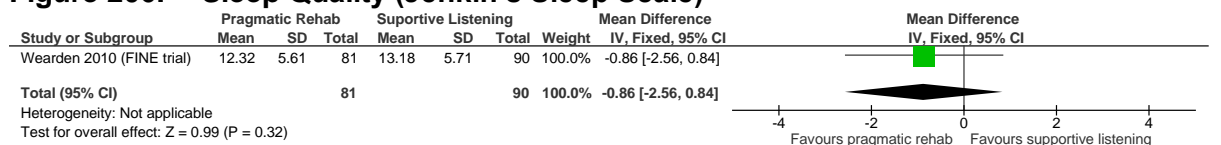
5

Figure 205: Psychological Status (Hospital Anxiety and Depression Scale)



6

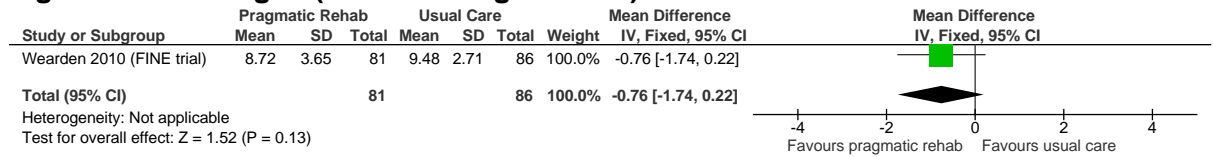
Figure 206: Sleep Quality (Jenkin's Sleep Scale)



7

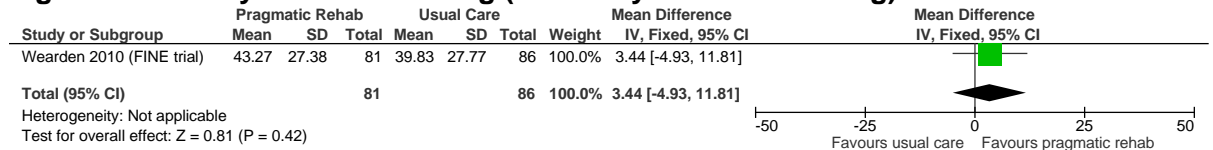
E.2.221 Pragmatic rehabilitation versus Usual care: adults, severity mixed or unclear

Figure 207: Fatigue (Chalder Fatigue Scale)



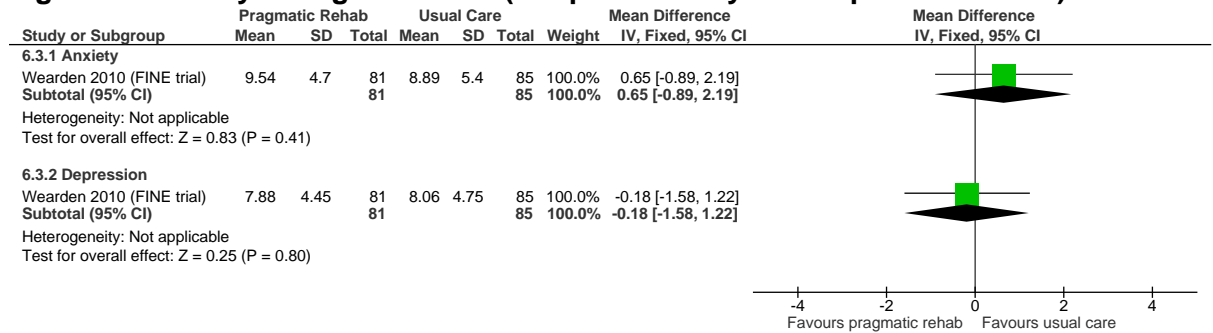
2

Figure 208: Physical Functioning (SF36 Physical Functioning)



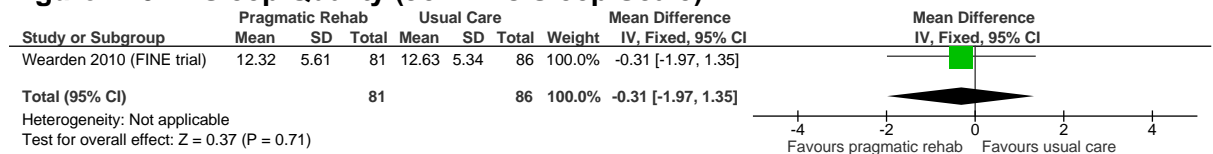
3

Figure 209: Psychological Status (Hospital Anxiety and Depression Scale)



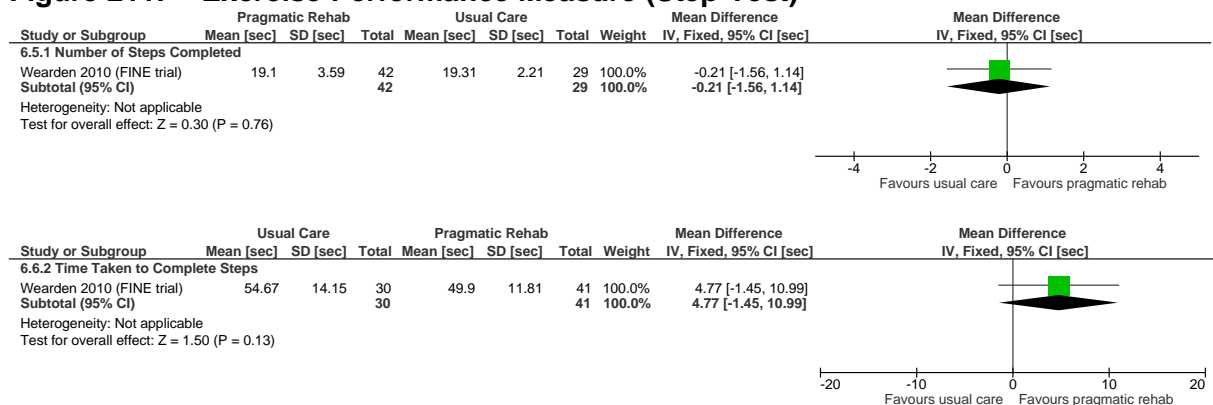
4

Figure 210: Sleep Quality (Jenkin's Sleep Scale)



5

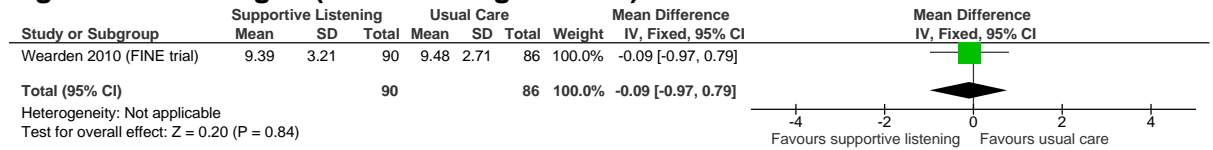
Figure 211: Exercise Performance Measure (Step-Test)



6

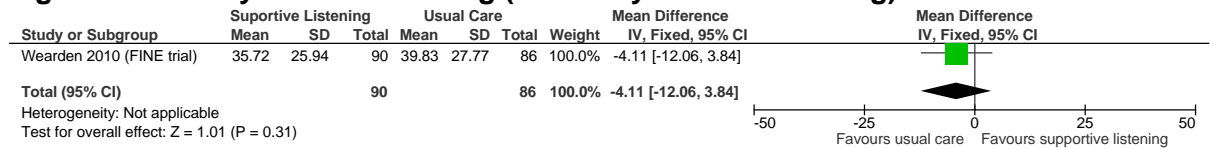
E.2.231 Supportive Listening versus Usual care: adults, severity mixed or unclear

Figure 212: Fatigue (Chalder Fatigue Scale)



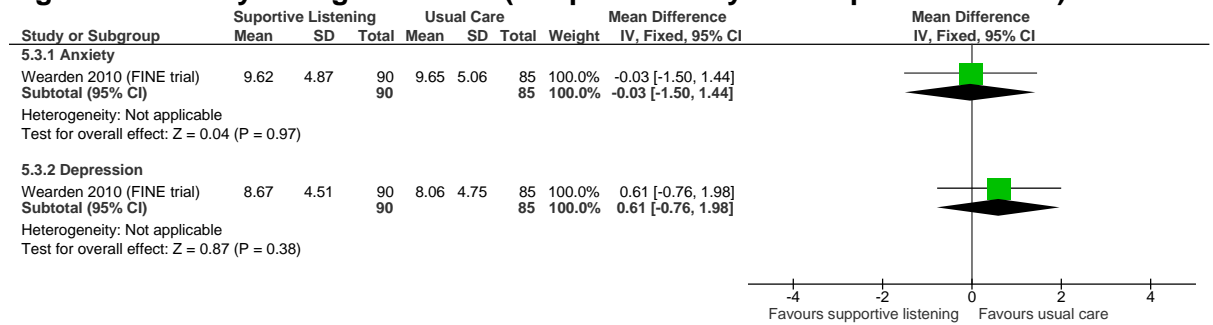
2

Figure 213: Physical Functioning (SF36 Physical Functioning)



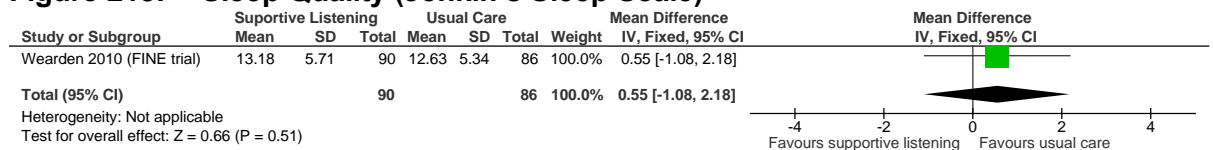
3

Figure 214: Psychological Status (Hospital Anxiety and Depression Scale)



4

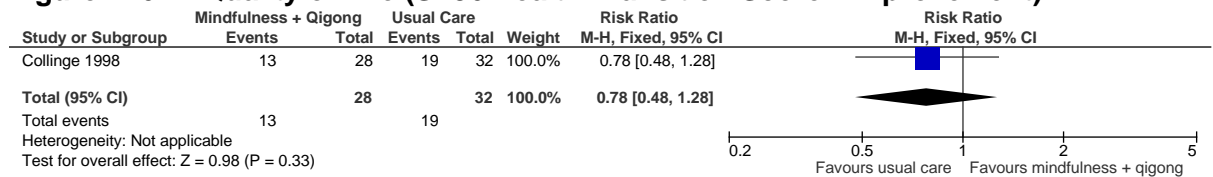
Figure 215: Sleep Quality (Jenkin's Sleep Scale)



E.2.245 Mindfulness and medical Qigong versus Usual care: adults, severity mixed or unclear

6

Figure 216: Quality of Life (SF36 Health Transition Score - Improvement)

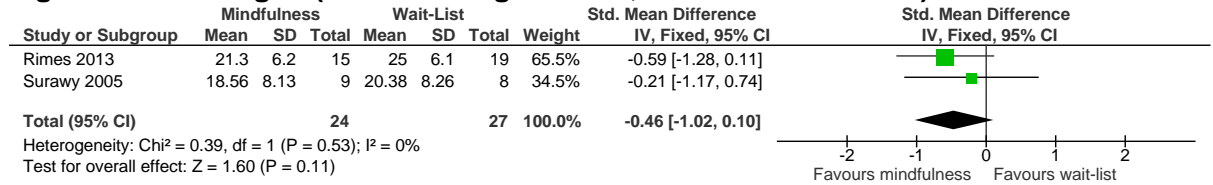


7

E.2.251 Mindfulness based cognitive therapy versus Wait-list: adults, severity mixed or unclear

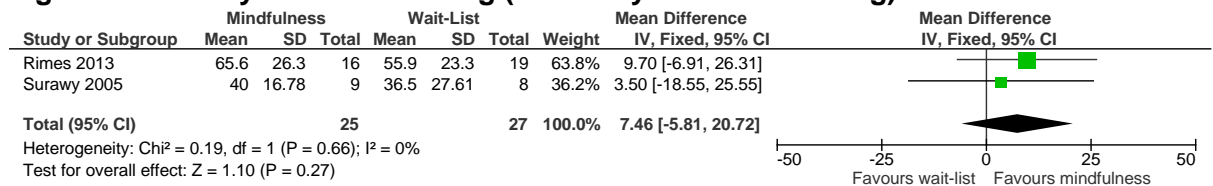
3

Figure 217: Fatigue (Chalder Fatigue Scale, 11-item and 14-item)



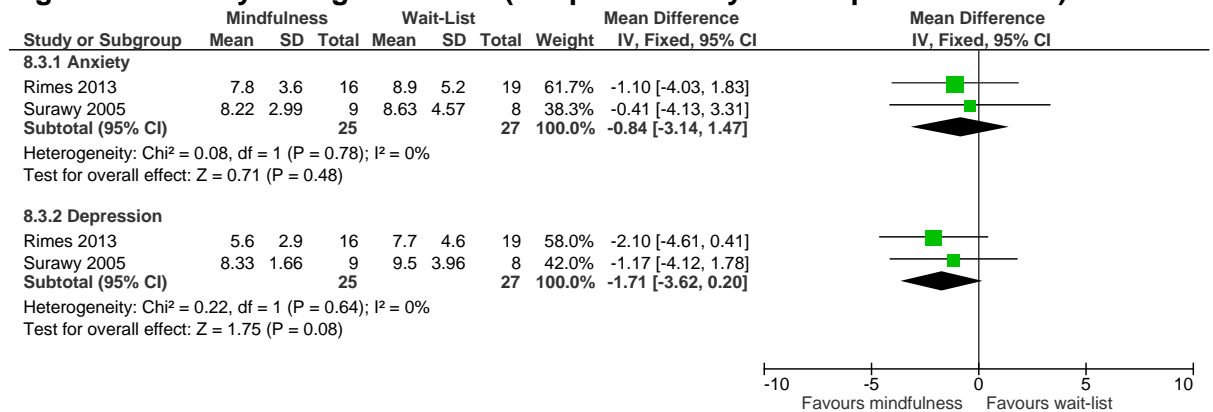
4

Figure 218: Physical Functioning (SF36 Physical Functioning)



5

Figure 219: Psychological Status (Hospital Anxiety and Depression Scale)



6

Figure 220: Return to School or Work (Work and Social Adjustment Scale)

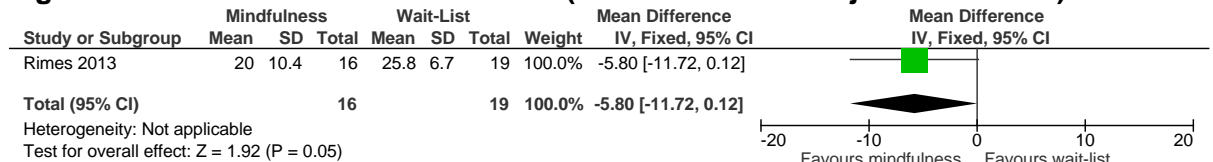
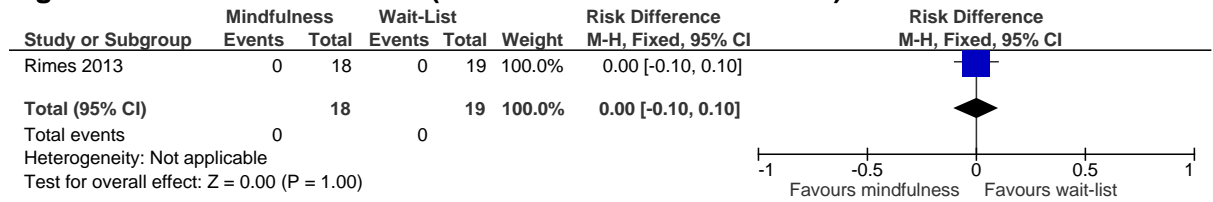
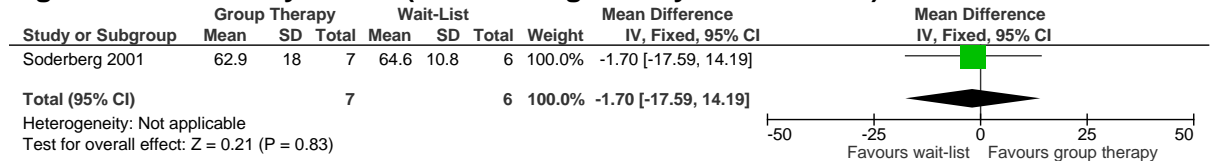


Figure 221: Adverse Events (Substantive Adverse Events)



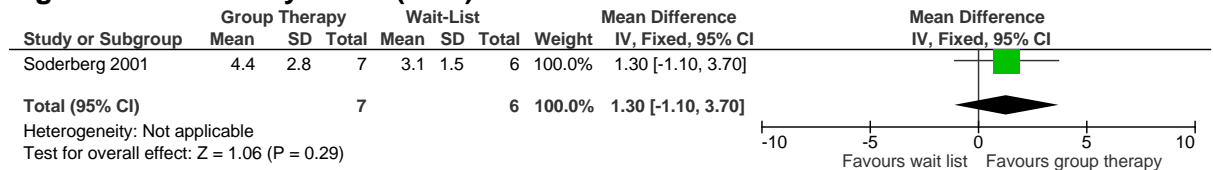
E.2.261 Focused group therapy versus Wait-list: adults, severity mixed or unclear

Figure 222: Quality of Life (Gothenburg Quality of Life Scale)



2

Figure 223: Quality of life (VAS)



3

E.2.274 The Lightning Process and Specialist Medical Care versus Specialist Medical Care: children and young people, moderate

Figure 224: Fatigue (Chalder Fatigue Scale)

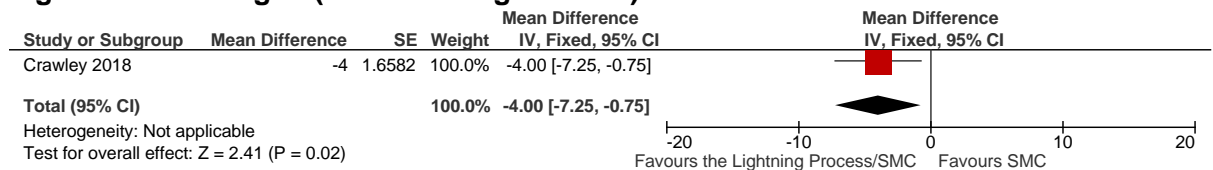




Figure 225: Physical Functioning (SF36 Physical Functioning)



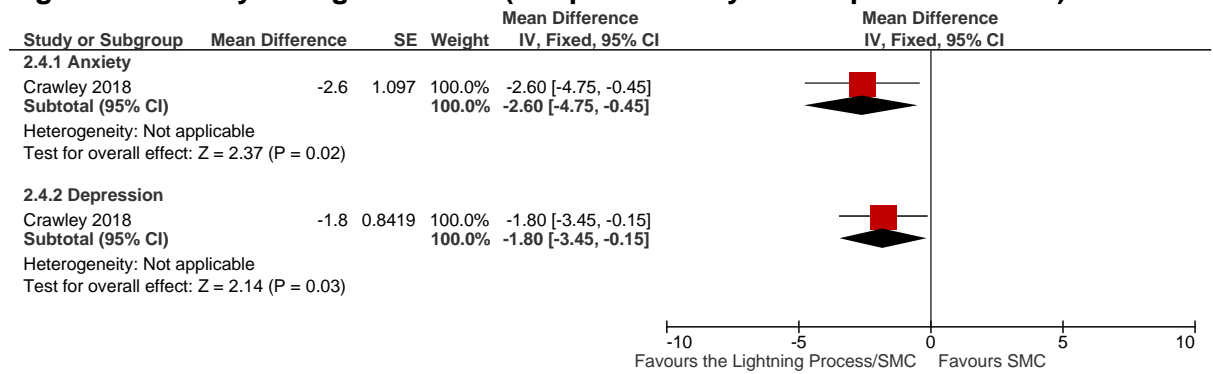
6

Figure 226: Psychological Status (Spence Children’s Anxiety Scale)



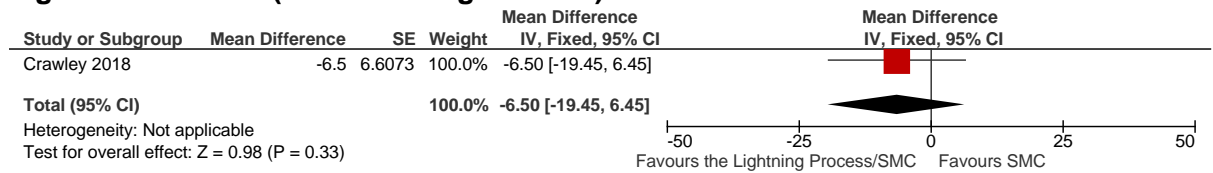
1

Figure 227: Psychological Status (Hospital Anxiety and Depression Scale)



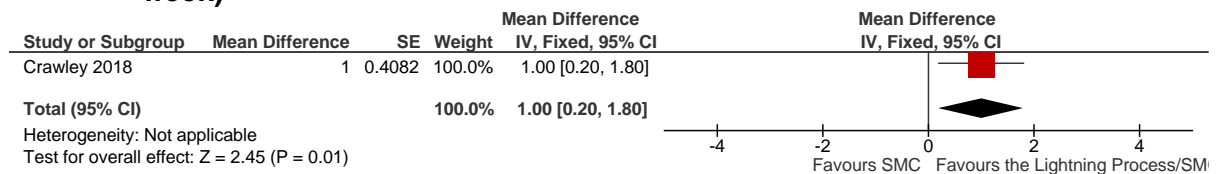
2

Figure 228: Pain (Visual Analogue Scale)



3

Figure 229: Return to School or Work (School/college attendance in the previous week)

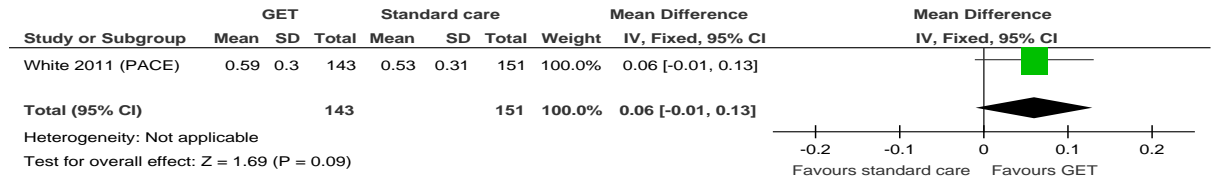


4

E.3.1 Exercise interventions

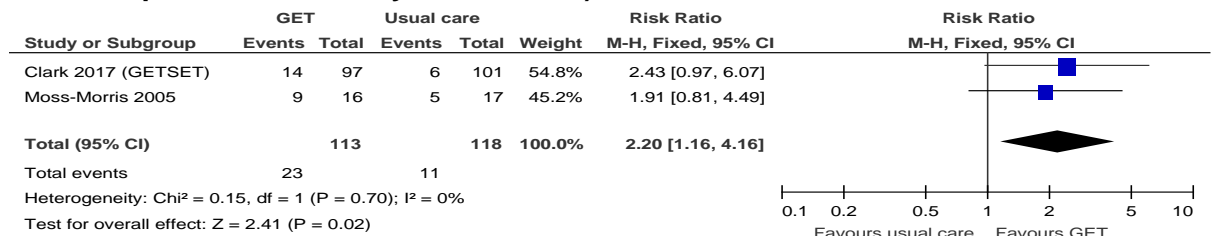
E.3.1.2 Graded exercise therapy versus standard care: adults, severity mixed or unclear

Figure 230: Quality of life (EQ5D)



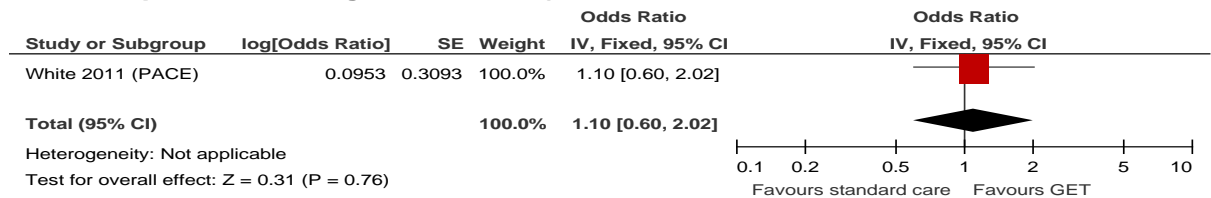
4

Figure 231: General symptom scales (patient reported global impression of change positive/much/very much better)



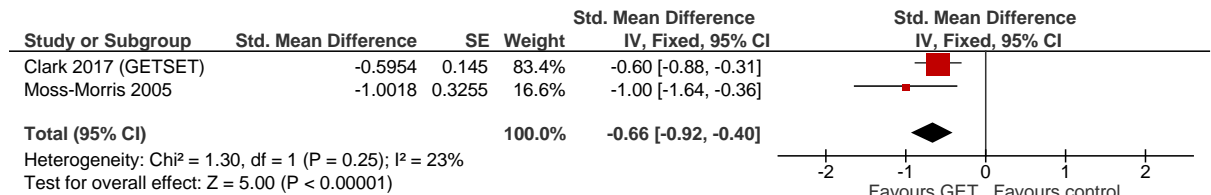
5

Figure 232: General symptom scales (clinical global impression scale of change positive vs. negative/minimal) @ 134 weeks



6


Figure 233: Fatigue/fatigability (Chalder fatigue questionnaire)



7

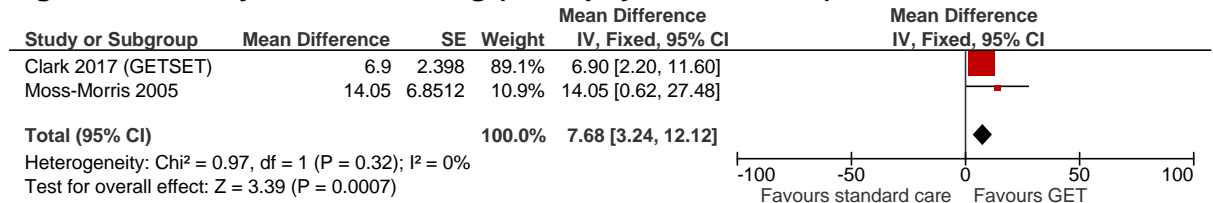
8

Figure 234: Fatigue/fatigability (Chalder fatigue questionnaire total) at 134 weeks



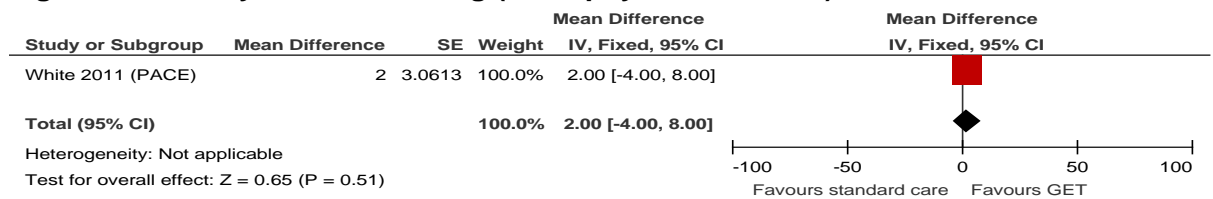
1

Figure 235: Physical functioning (SF36 physical function)



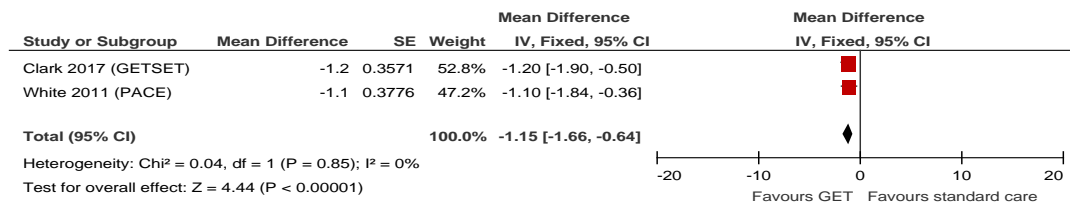
2

Figure 236: Physical functioning (SF36 physical function) at 134 weeks



3

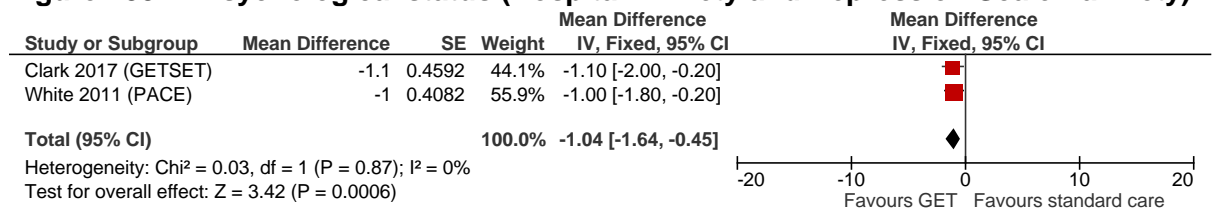
Figure 237: Psychological status (Hospital Anxiety and Depression Scale - depression)



4

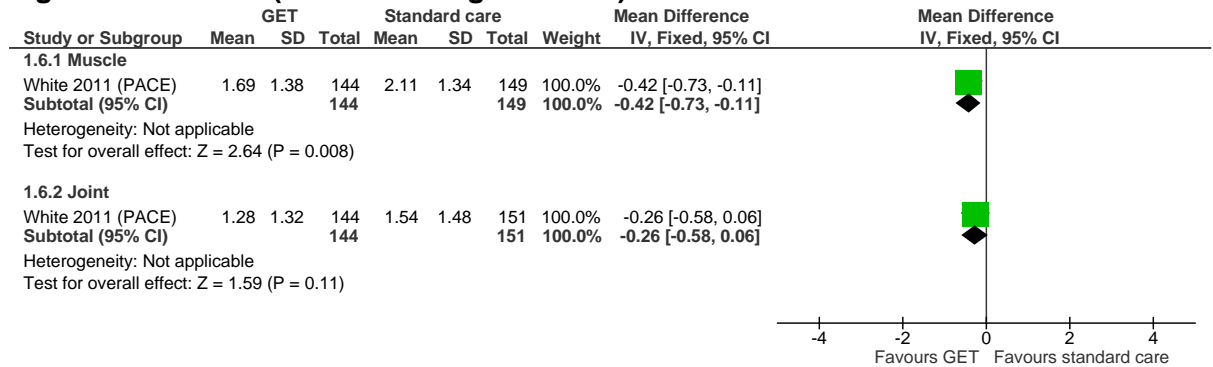
5

Figure 238: Psychological status (Hospital Anxiety and Depression Scale - anxiety)



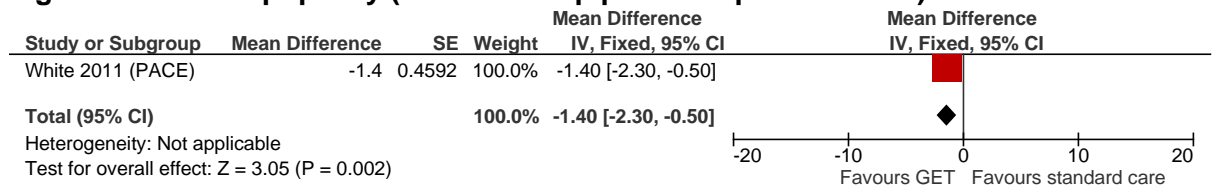
6

Figure 239: Pain (numeric rating scale 0-4)



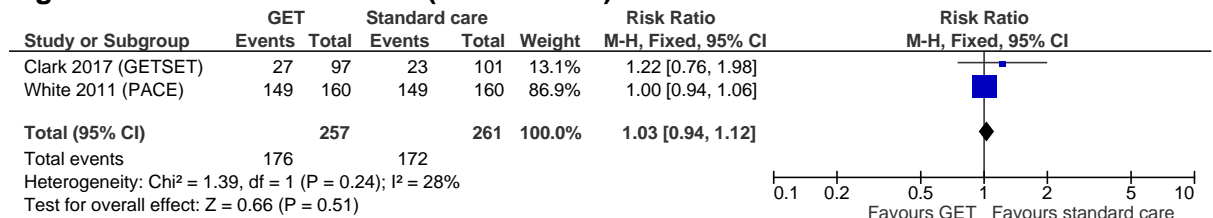
1

Figure 240: Sleep quality (Jenkins sleep problem questionnaire)



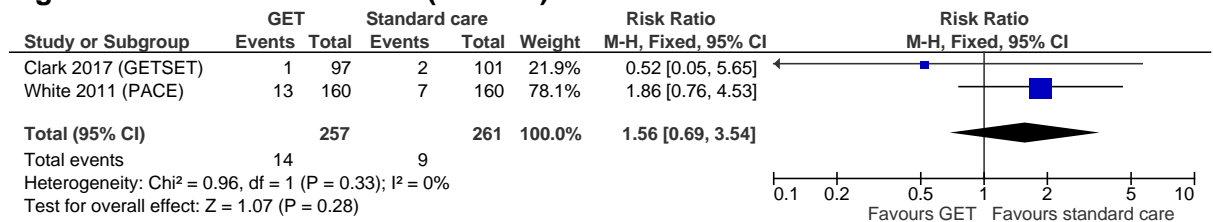
2

Figure 241: Adverse events (non-serious)



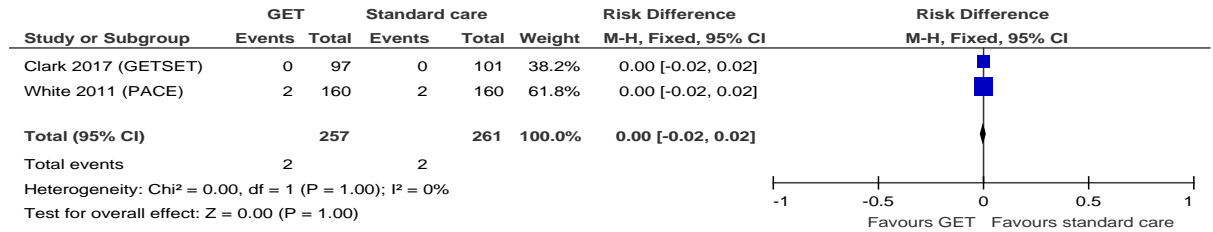
3

Figure 242: Adverse events (serious)



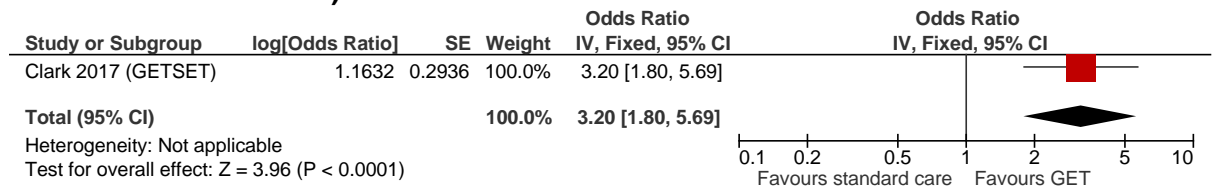
4

Figure 243: Adverse events (adverse reactions)




1

Figure 244: Activity levels (International Physical Activity Questionnaire high vs. low/moderate)




2

Figure 245: Return to school/work (Work and Social Adjustment Scale)



3

Figure 246: Return to school/work (Work and Social Adjustment Scale) at 134 weeks



4

Figure 247: Exercise performance measure (6 minute walk)


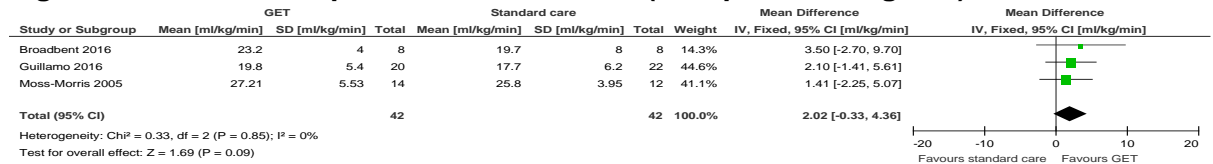
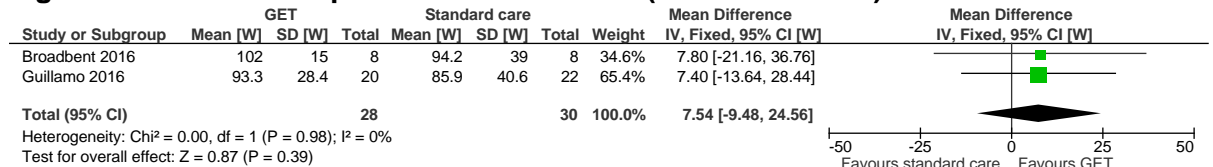


Figure 248: Exercise performance measure (VO2 peak – ml/kg/min)



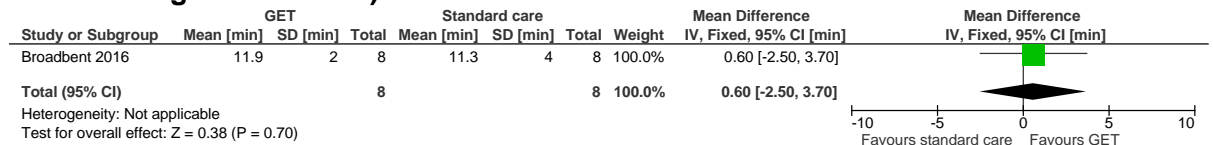
1

Figure 249: Exercise performance measure (Peak Power - W)



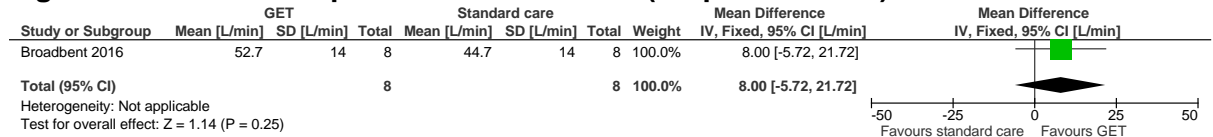
2

Figure 250: Exercise performance measure (Elapsed exercise time on cycle ergometer – min)



3

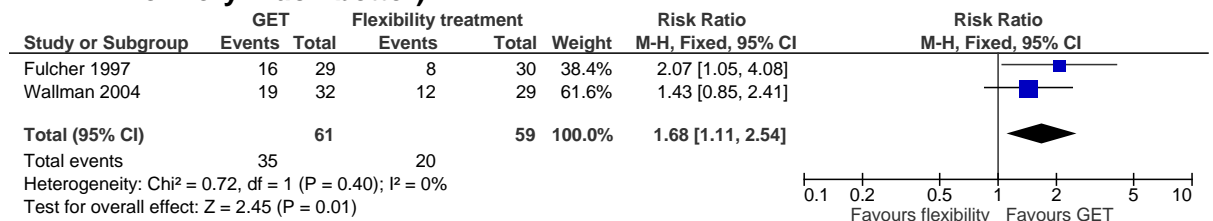
Figure 251: Exercise performance measure (VE peak – L/min)



4

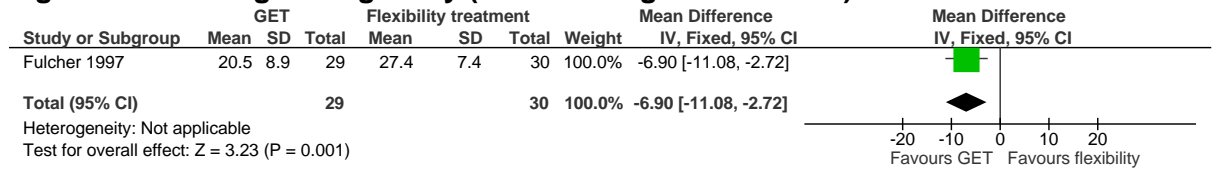
E.3.25 Graded exercise therapy versus flexibility/relaxation treatment: adults, severity 6 mixed or unclear

Figure 252: General symptom scales (Clinical global impression of change - much or very much better)



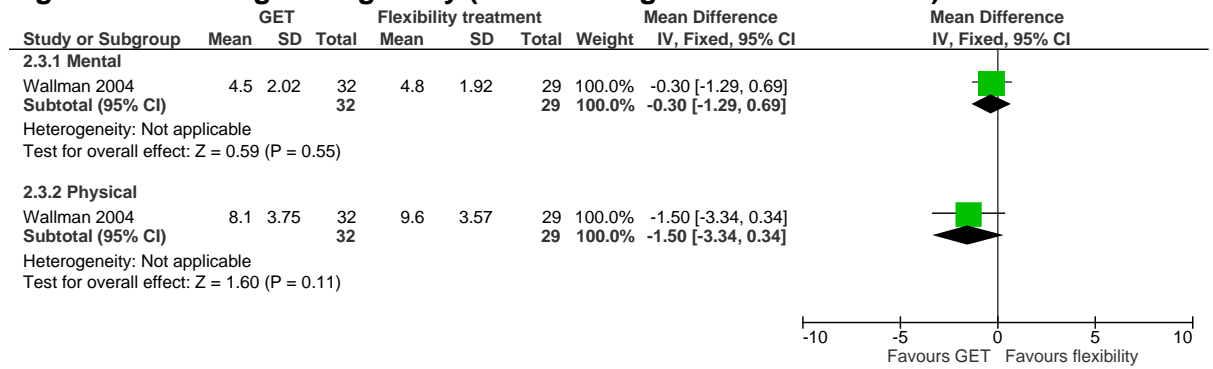
7

Figure 253: Fatigue/fatigability (Chalder fatigue scale total)



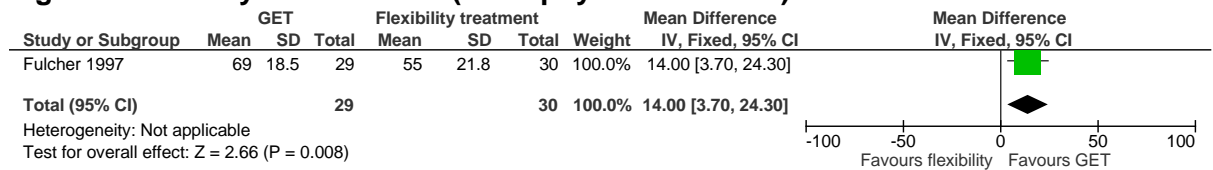
1

Figure 254: Fatigue/fatigability (Chalder fatigue scale sub scales)



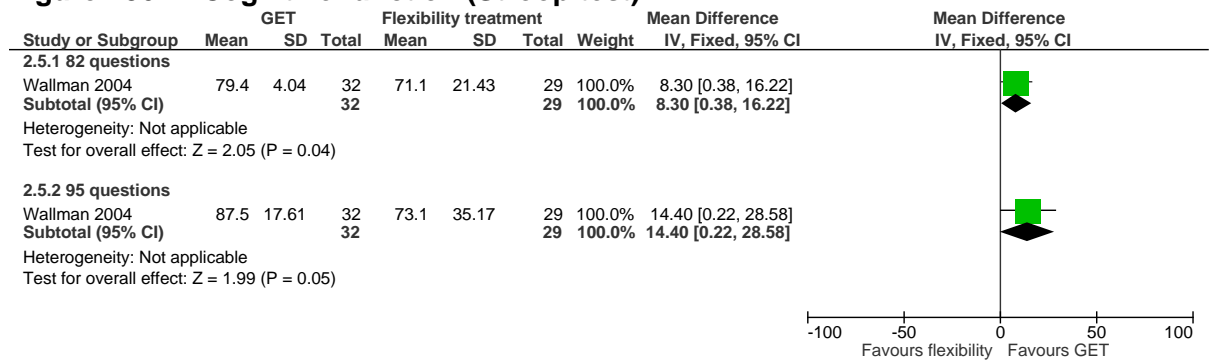
2

Figure 255: Physical function (SF36 physical function)



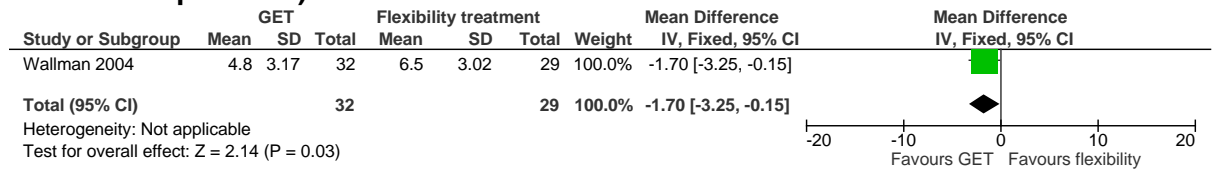
3

Figure 256: Cognitive function (Stroop test)



4

Figure 257: Psychological status (Hospital Anxiety and Depression Scale - depression)



1

Figure 258: Psychological status (Hospital Anxiety and Depression Scale - anxiety)

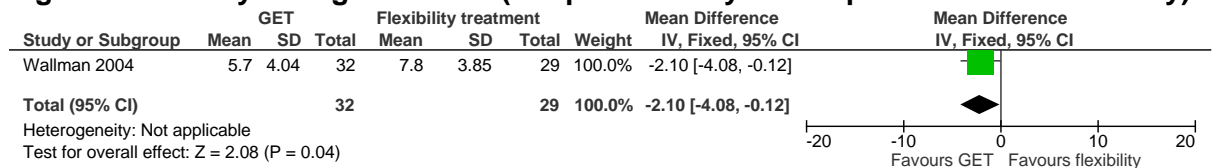
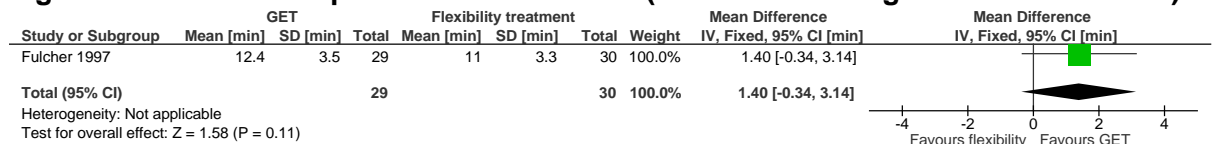
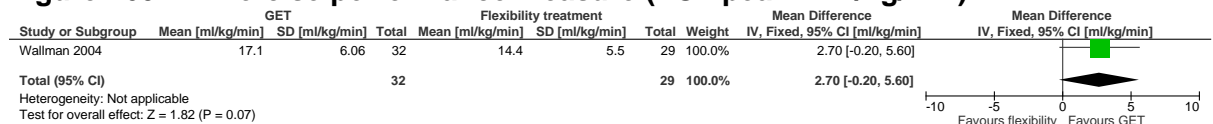


Figure 259: Exercise performance measure (Treadmill walking test duration – min)



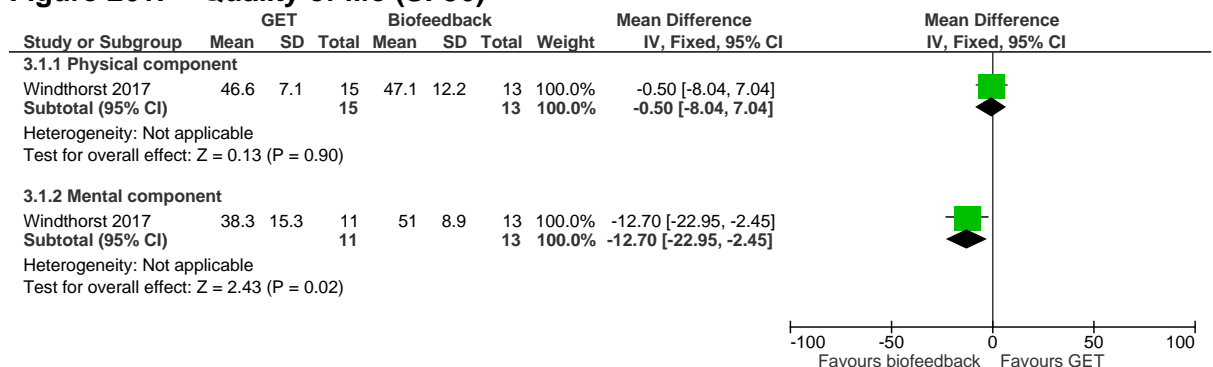
2

Figure 260: Exercise performance measure (VO2 peak – ml/kg/min)



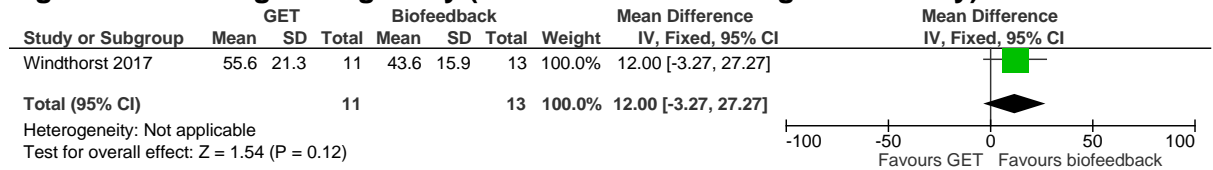
E.3.33 Graded exercise therapy versus heart rate variability biofeedback therapy: 4 adults, severity mixed or unclear

Figure 261: Quality of life (SF36)



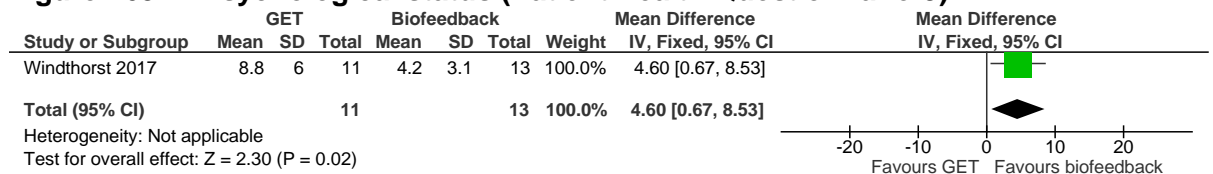
5

Figure 262: Fatigue/fatigability (Multidimensional Fatigue Inventory)



1

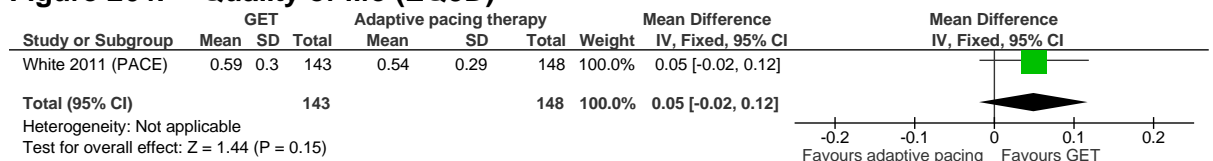
Figure 263: Psychological status (Patient Health Questionnaire-9)



E.3.4.2 Graded exercise therapy versus adaptive pacing therapy: adults, severity mixed or unclear

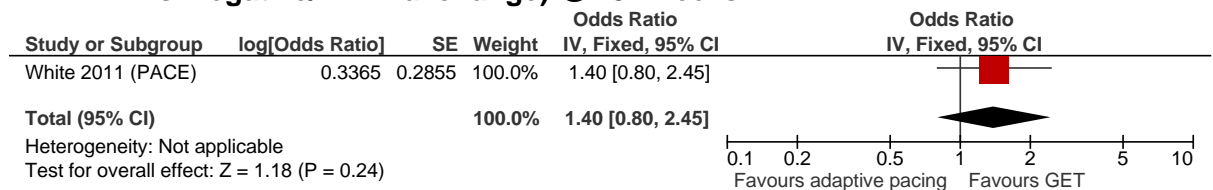
3

Figure 264: Quality of life (EQ5D)



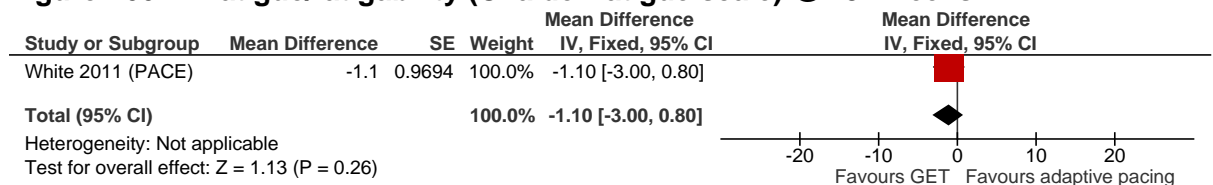
4

Figure 265: General symptom scales (Clinical global impression of change positive vs. negative/minimal change) @ 134 weeks




5

Figure 266: Fatigue/fatigability (Chalder fatigue scale) @ 134 weeks




6

Figure 267: Physical functioning (SF36 physical function) @ 134 weeks



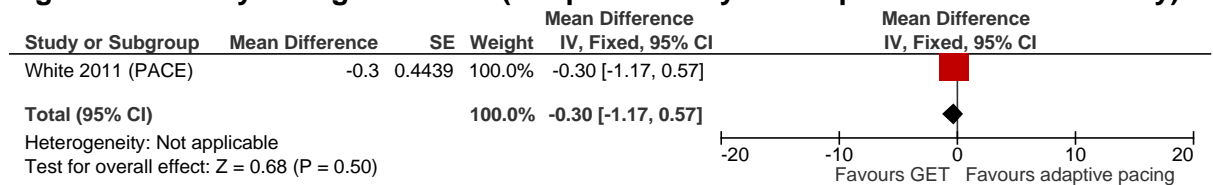
1

Figure 268: Psychological status (Hospital anxiety and depression scale - depression)



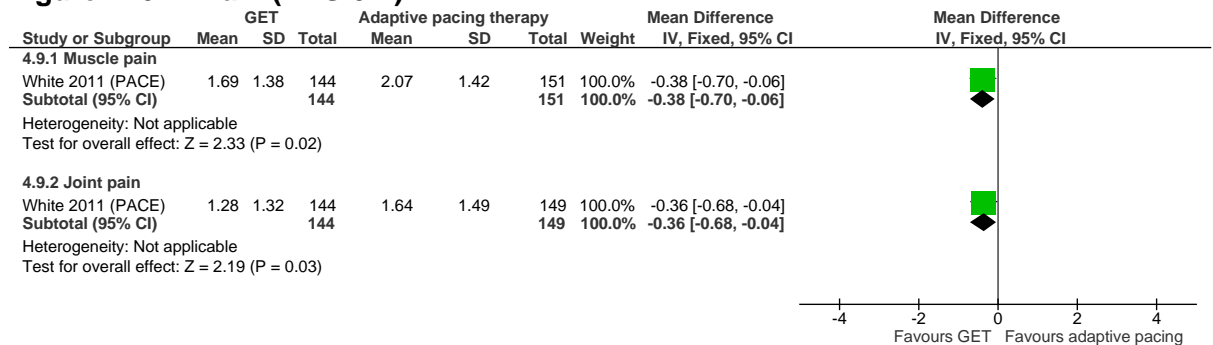
2

Figure 269: Psychological status (Hospital anxiety and depression scale - anxiety)



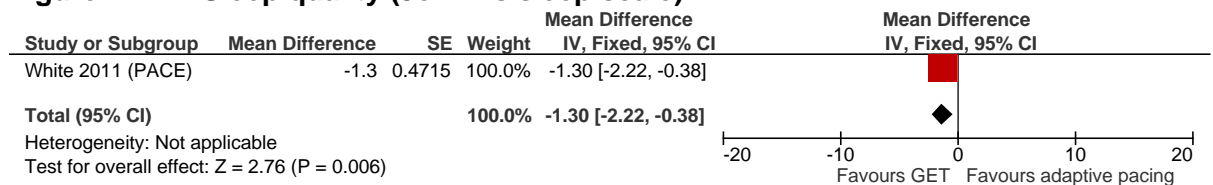
3

Figure 270: Pain (NRS 0-4)



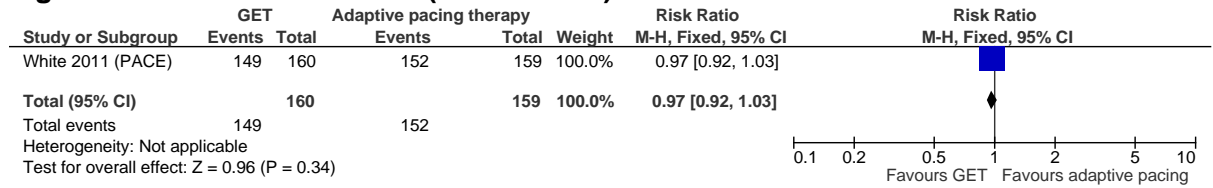
4

Figure 271: Sleep quality (Jenkins sleep scale)



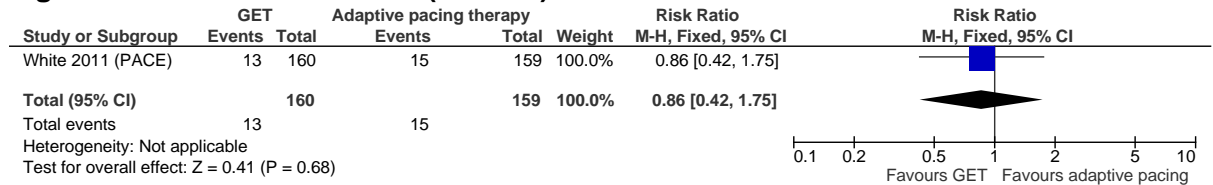
5

Figure 272: Adverse events (non-serious)



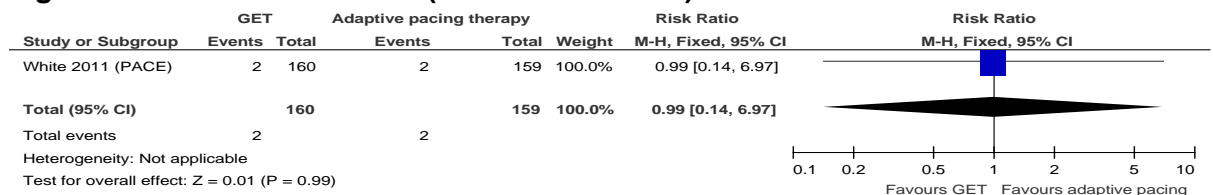
1

Figure 273: Adverse events (serious)



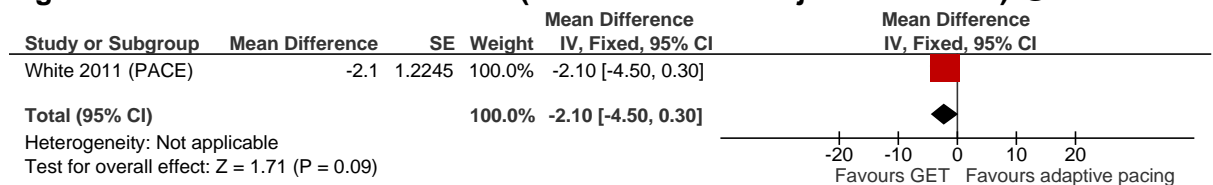
2

Figure 274: Adverse events (adverse reactions)



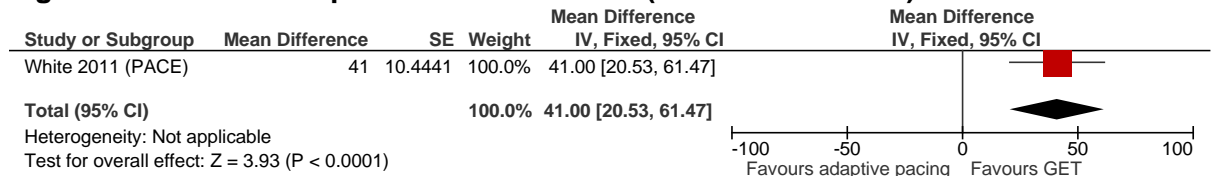
3

Figure 275: Return to school/work (Work and social adjustment scale) @ 134 weeks



4

Figure 276: Exercise performance measure (6 minute walk test)



E.3.55 GET versus Intermittent exercise: adults, severity mixed or unclear

Figure 277: Exercise performance measure (VO2 peak – ml/kg/min)

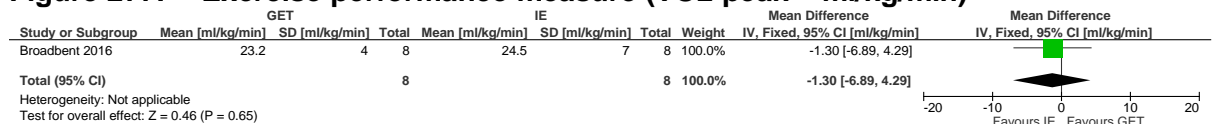


Figure 278: Exercise performance measure (Peak power – W)

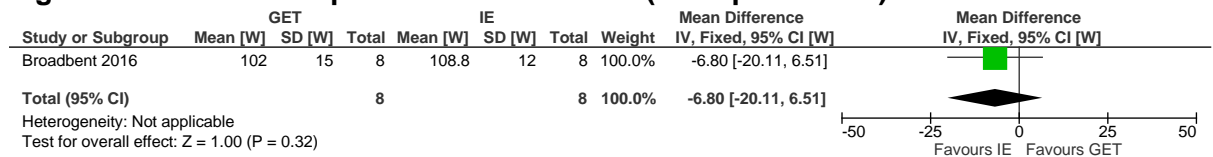


Figure 279: Exercise performance measure (Elapsed exercise time on cycle ergometer – min)

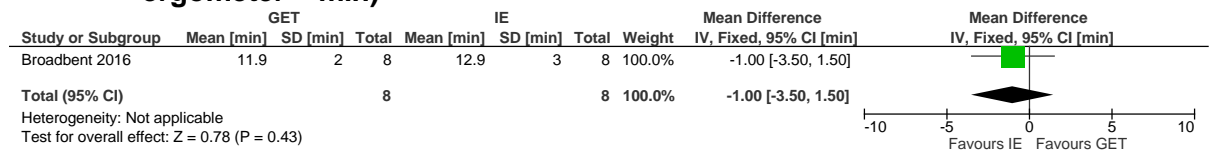
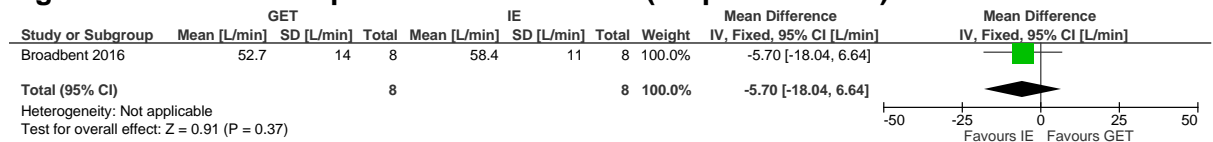


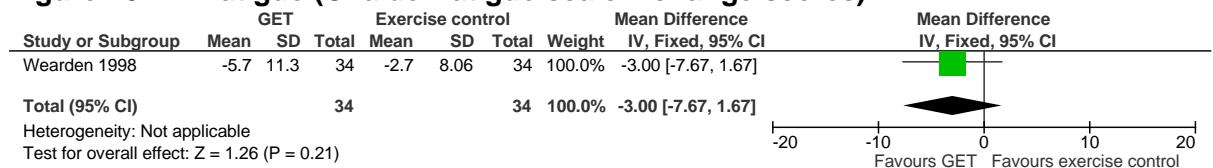
Figure 280: Exercise performance measure (VE peak – L/min)



E.3.61 GET versus Activity diaries: adults, severity mixed or unclear

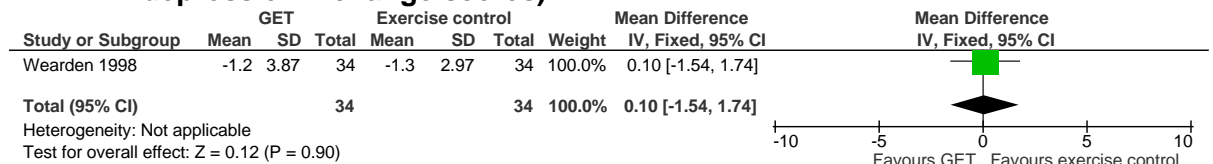
2

Figure 281: Fatigue (Chalder fatigue scale – change scores)



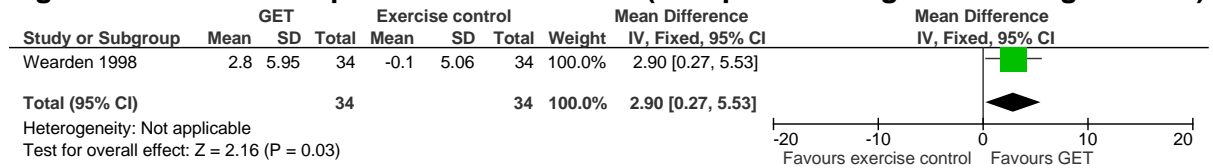
3

Figure 282: Psychological status (Hospital anxiety and depression scale – depression – change scores)



4

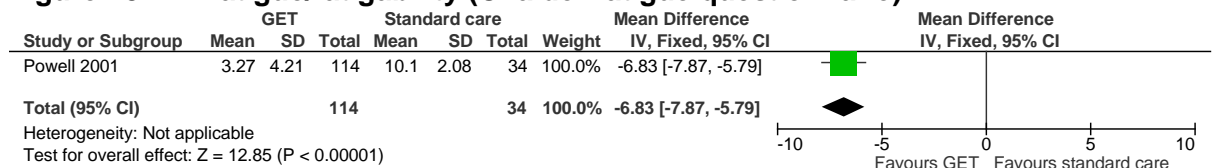
Figure 283: Exercise performance measure (VO₂ peak – ml/kg/min – change scores)



1

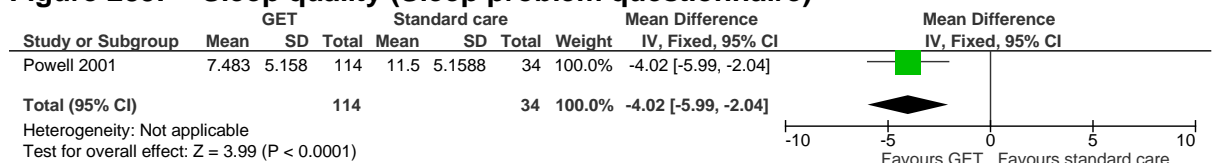
E.3.72 Graded exercise therapy versus standard care: age and severity mixed or unclear

Figure 284: Fatigue/fatigability (Chalder fatigue questionnaire)



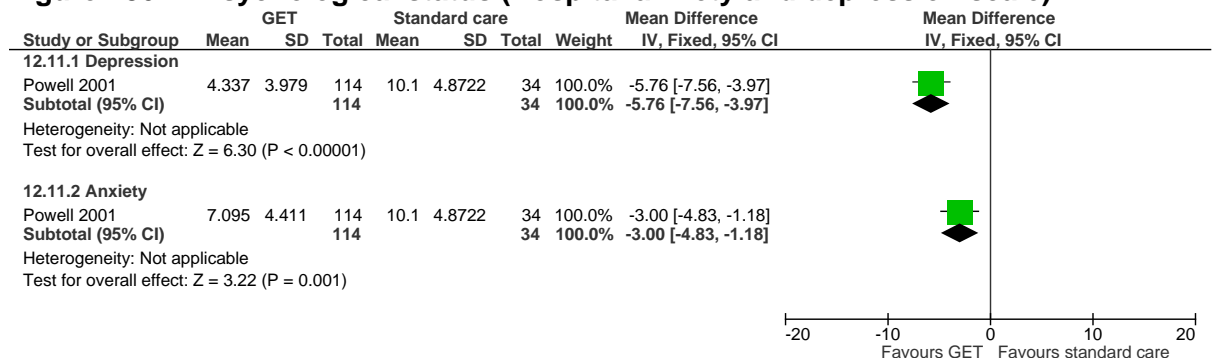
4

Figure 285: Sleep quality (Sleep problem questionnaire)



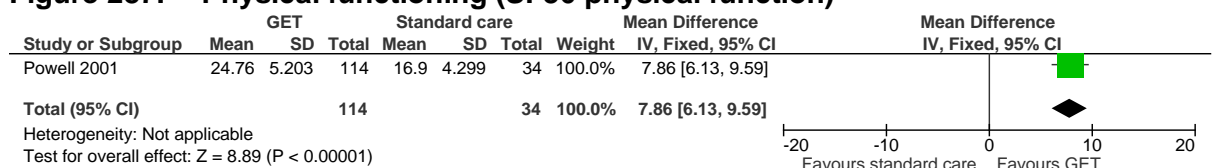
5

Figure 286: Psychological status (Hospital anxiety and depression scale)



6

Figure 287: Physical functioning (SF36 physical function)



1 Other exercise interventions

E.3.82 Intermittent exercise versus standard care: adults, severity mixed or unclear

Figure 288: Exercise performance measure (VO2 peak – ml/kg/min)

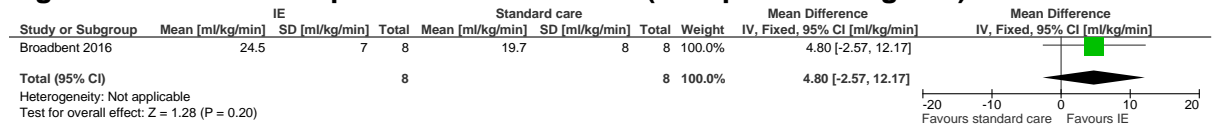


Figure 289: Exercise performance measure (Peak power – W)

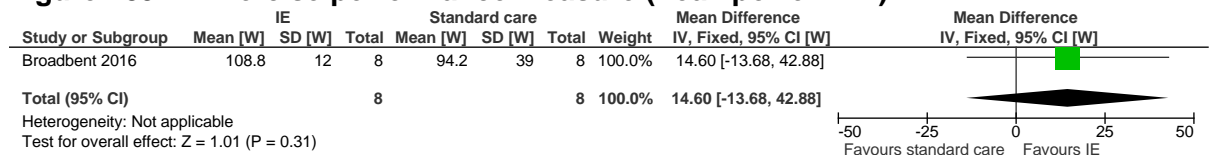


Figure 290: Exercise performance measure (Elapsed exercise time on cycle ergometer – min)

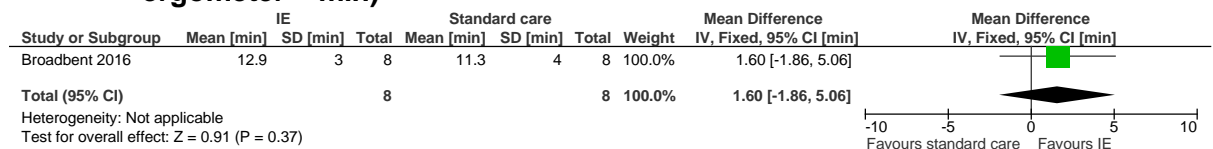
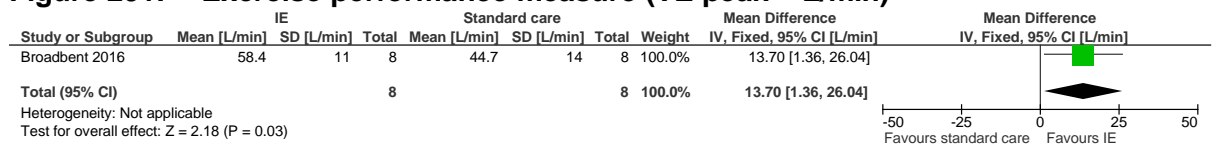
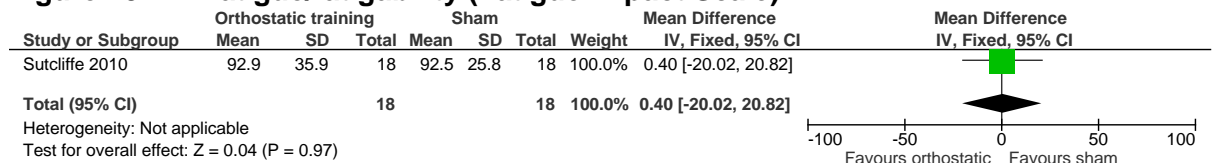


Figure 291: Exercise performance measure (VE peak – L/min)



E.3.93 Orthostatic training versus sham: adults, severity mixed or unclear

Figure 292: Fatigue/fatigability (Fatigue Impact Scale)



E.3.101 Qigong versus no treatment: adults, severity mixed or unclear

Figure 293: Quality of life (SF36 sub scales) - change scores

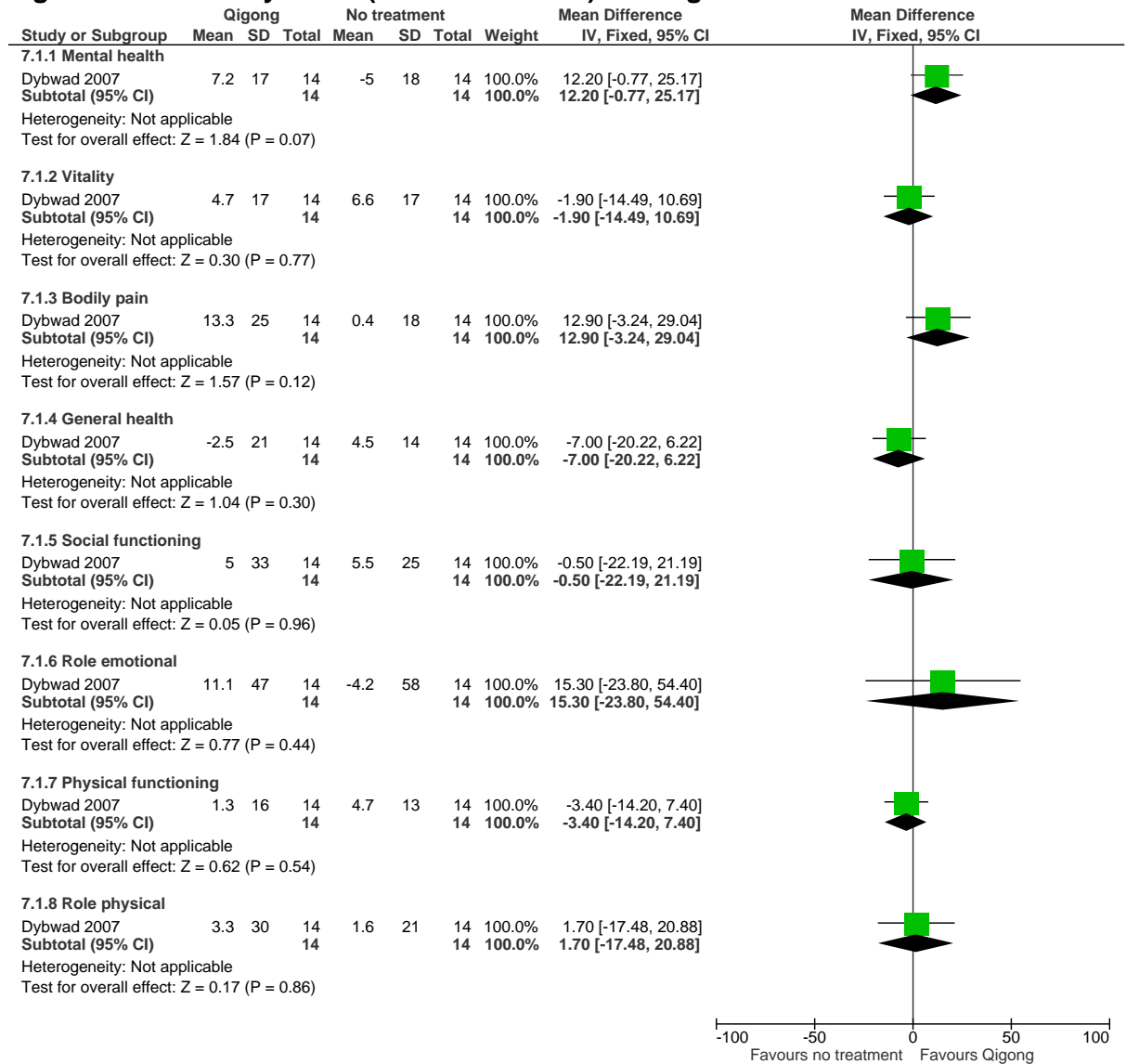
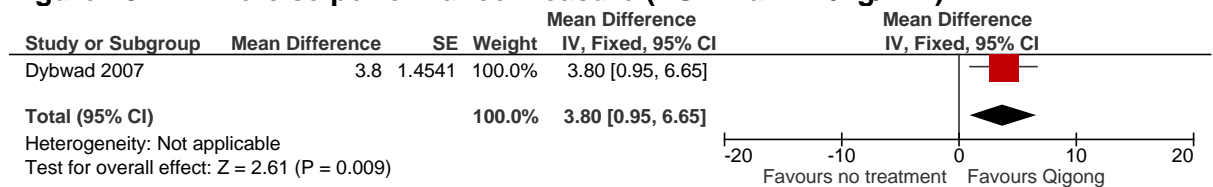


Figure 294: Exercise performance measure (VO2 max- ml/kg/min)



2

Figure 295: Exercise performance measure (Max workload)

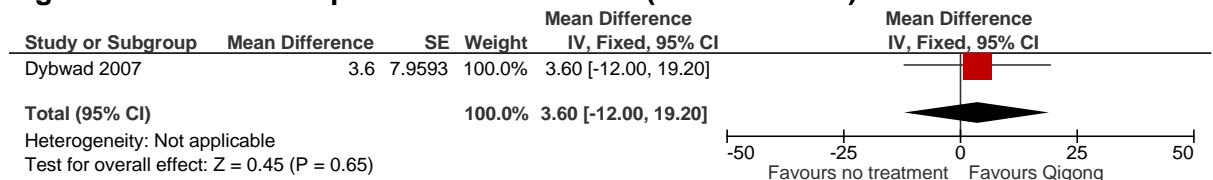

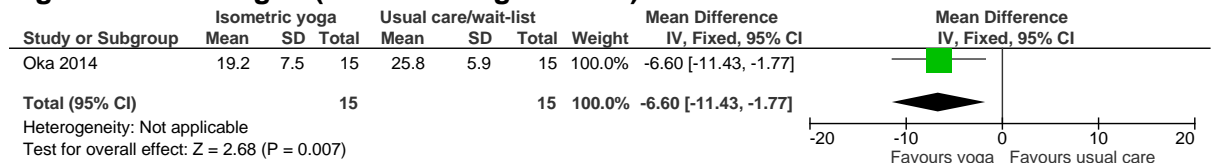


Figure 296: Fatigue (fatigue severity scale)



E.3.111 Isometric yoga versus Usual care: adults, severity mixed or unclear

Figure 297: Fatigue (Chalder Fatigue Scale)



2

E.3.123 Anaerobic activity therapy versus cognitive therapy: adults, moderate severity

Figure 298: Quality of life (Quality of life scale)

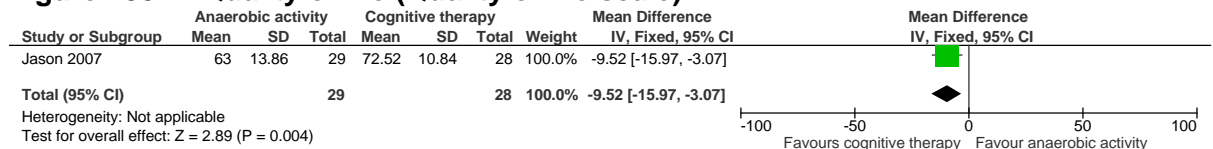
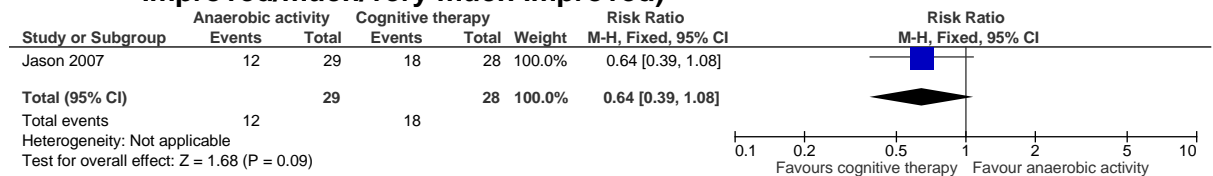
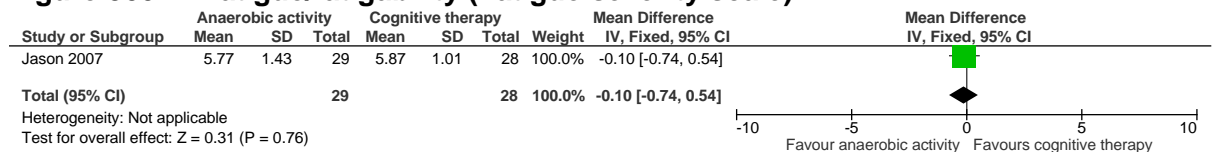


Figure 299: General symptom scales (participant global impression of change - improved/much/very much improved)



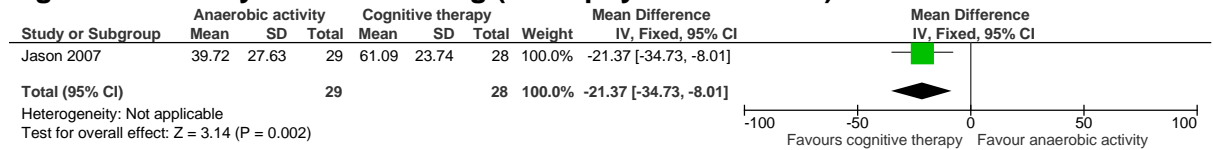
4

Figure 300: Fatigue/fatigability (Fatigue severity scale)



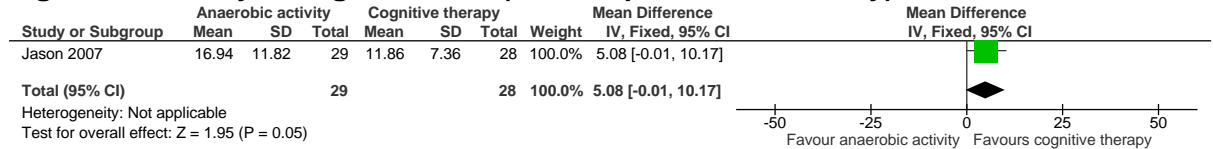
5

Figure 301: Physical functioning (SF36 physical function)



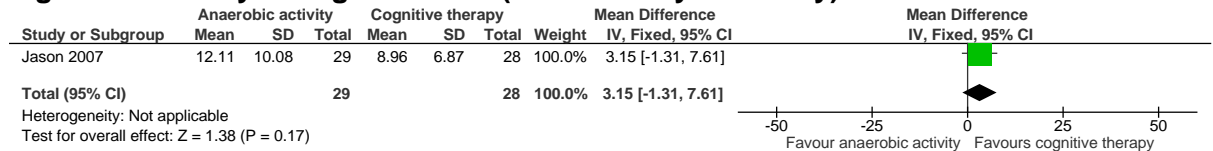
1

Figure 302: Psychological status (Beck depression inventory)



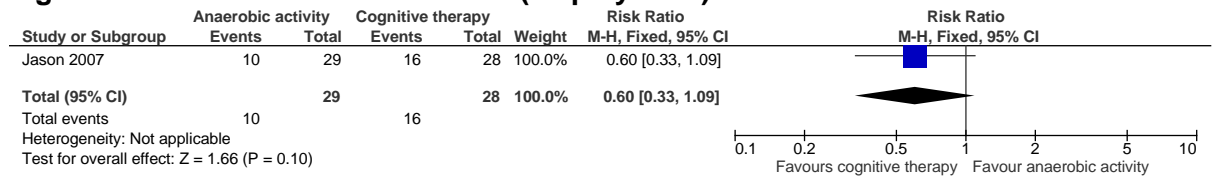
2

Figure 303: Psychological status (Beck anxiety inventory)



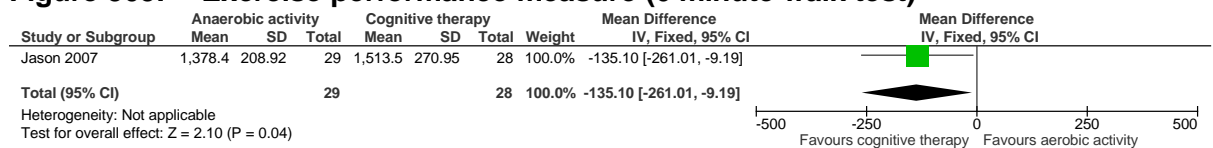
3

Figure 304: Return to school/work (employment)



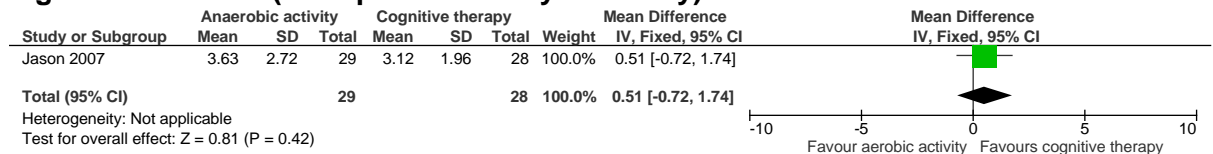
4

Figure 305: Exercise performance measure (6 minute walk test)



5

Figure 306: Pain (Brief pain inventory - severity)

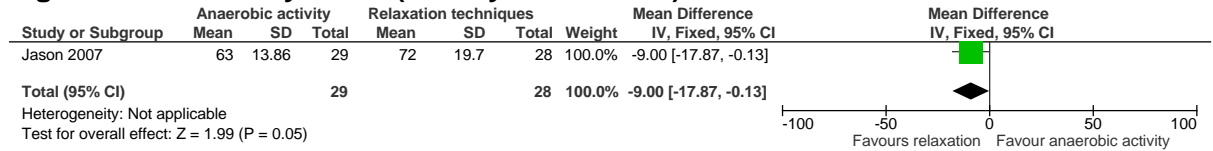


6

E.3.131 Anaerobic activity therapy versus relaxation techniques: adults, moderate severity

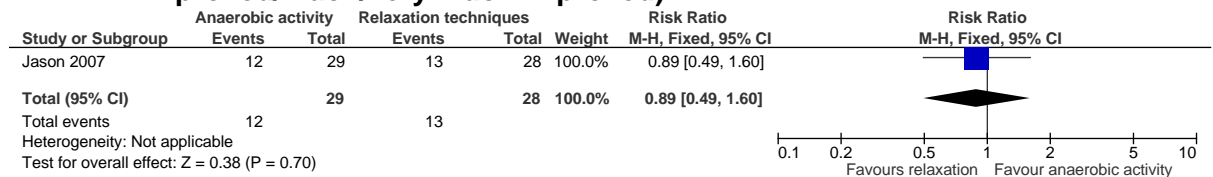
2

Figure 307: Quality of life (Quality of life scale)



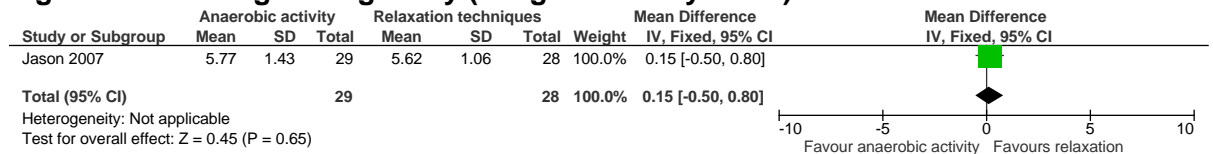
3

Figure 308: General symptom scales (participant global impression of change - improved/much/very much improved)



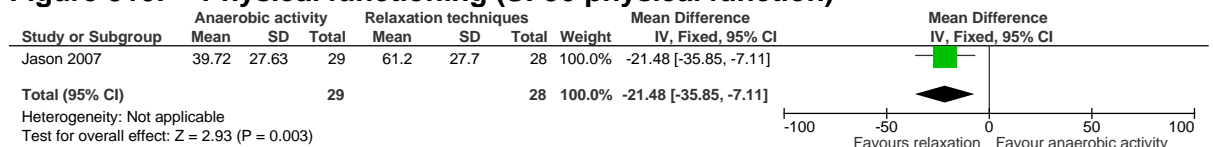
4

Figure 309: Fatigue/fatigability (Fatigue severity scale)



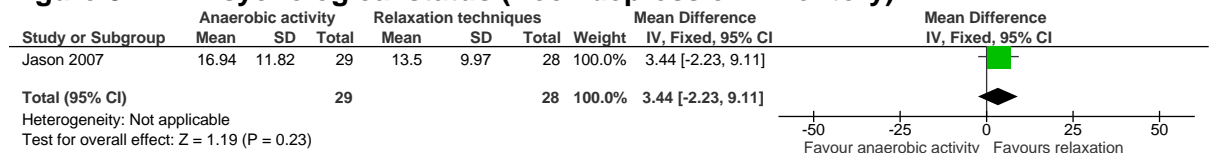
5

Figure 310: Physical functioning (SF36 physical function)



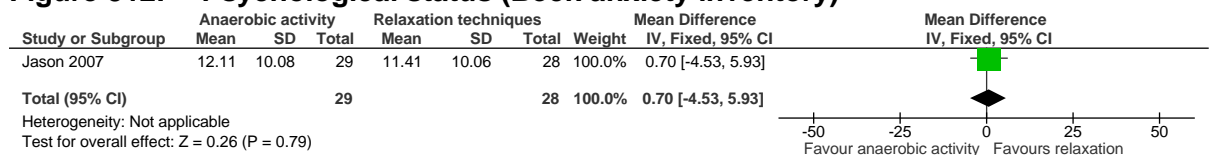
6

Figure 311: Psychological status (Beck depression inventory)



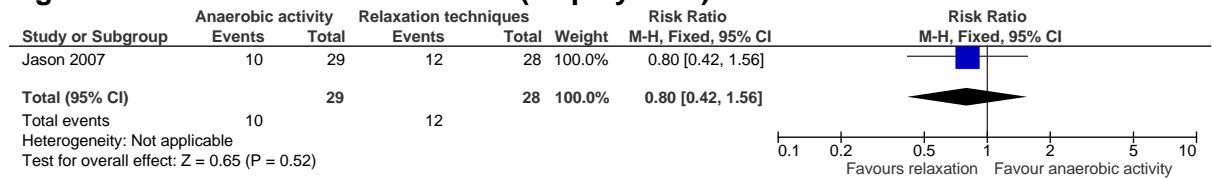
7

Figure 312: Psychological status (Beck anxiety inventory)



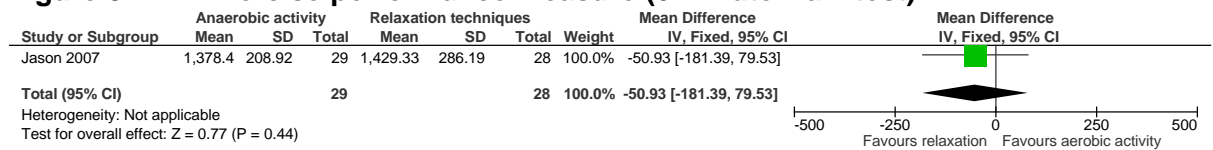
1

Figure 313: Return to school/work (employment)



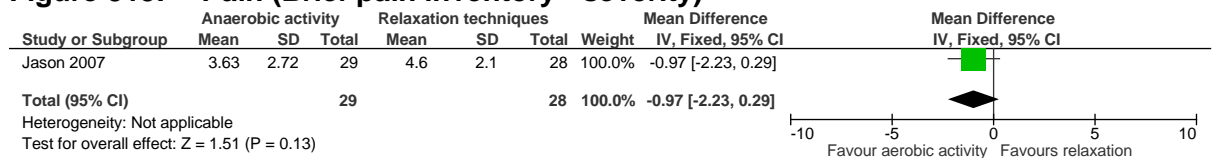
2

Figure 314: Exercise performance measure (6 minute walk test)



3

Figure 315: Pain (Brief pain inventory - severity)

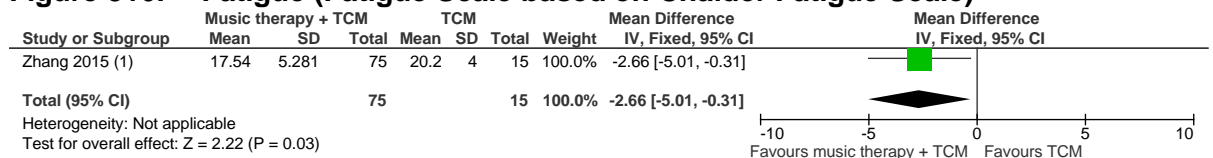


4

E.4.5 Complementary therapies

E.4.16 Music therapy and Traditional Chinese Medicine versus Traditional Chinese Medicine: age and severity mixed or unclear

Figure 316: Fatigue (Fatigue Scale based on Chalder Fatigue Scale)

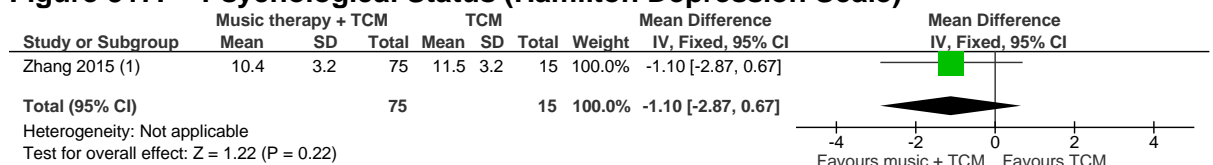


Footnotes

(1) Music therapy = five elements music therapy, 5 arms combined; TCM = Lixujieyu recipe

8

Figure 317: Psychological Status (Hamilton Depression Scale)

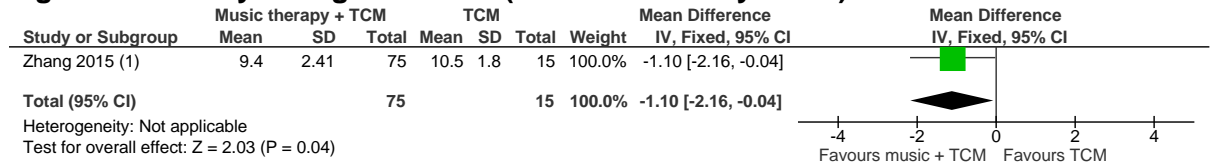


Footnotes

(1) Music therapy = five elements music therapy, 5 arms combined; TCM = Lixujieyu recipe

9

Figure 318: Psychological Status (Hamilton Anxiety Scale)



Footnotes

(1) Music therapy = five elements music therapy, 5 arms combined; TCM = Lixujieyu recipe

E.4.21 Homeopathy versus Placebo: adults, severity mixed or unclear

Figure 319: Quality of life (Functional Limitations Profile) – change scores

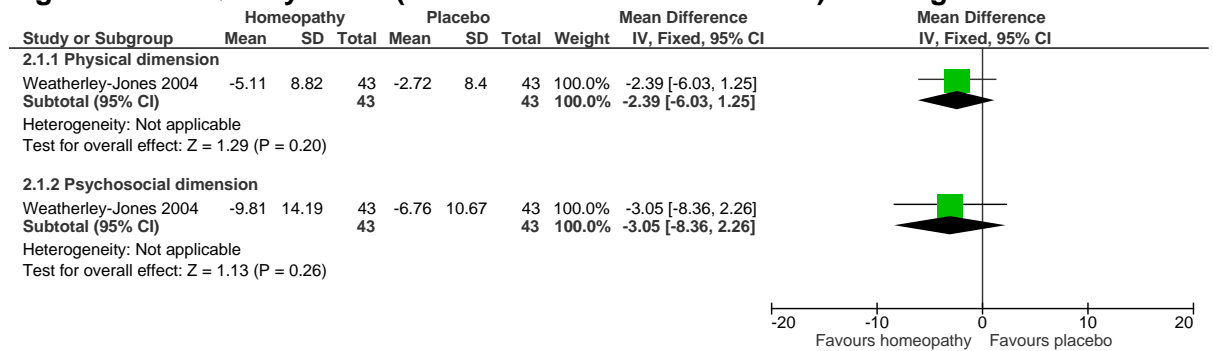


Figure 320: Fatigue (Fatigue Impact Scale) – change scores

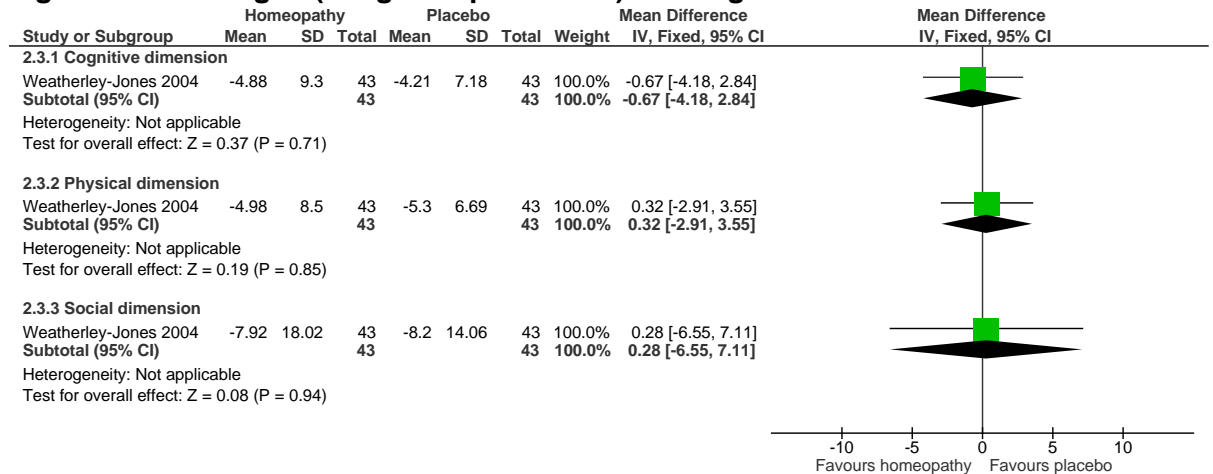
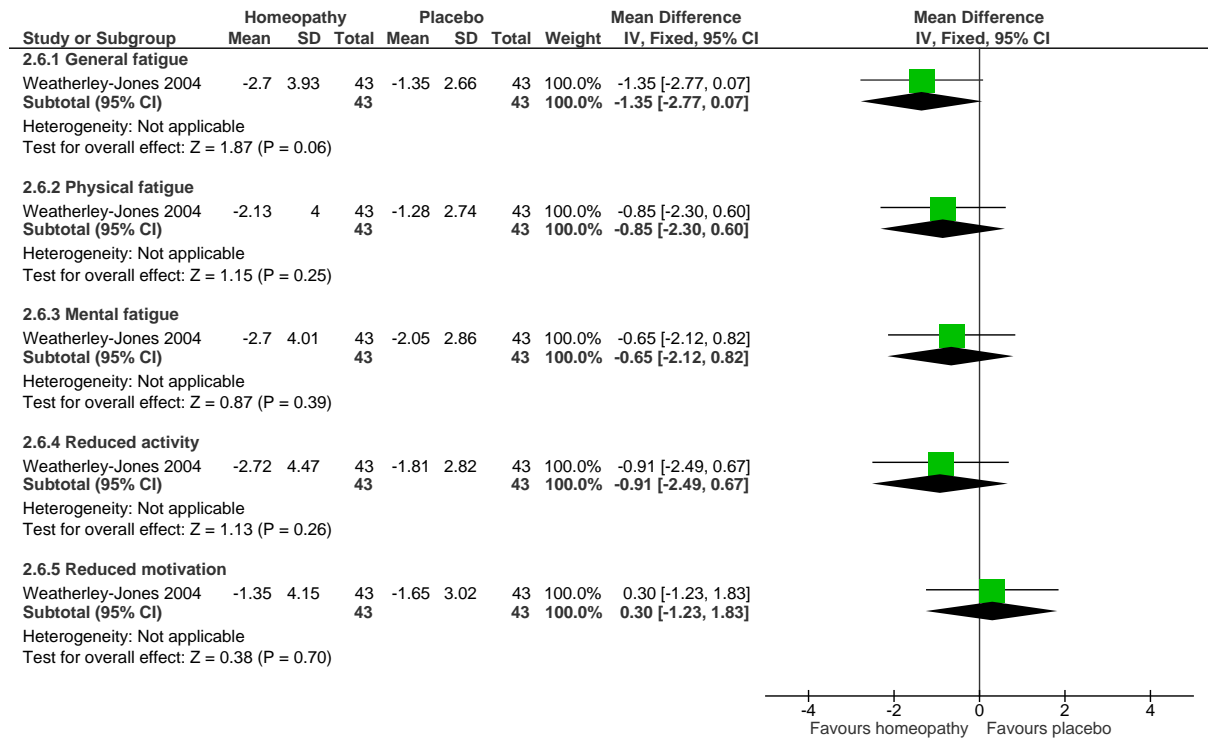


Figure 321: Fatigue (Multidimensional Fatigue Inventory sub scales) – change scores



E.4.31 Acupuncture versus Sham acupuncture: adults, severity mixed or unclear

Figure 322: Quality of life (SF12 sub scales)

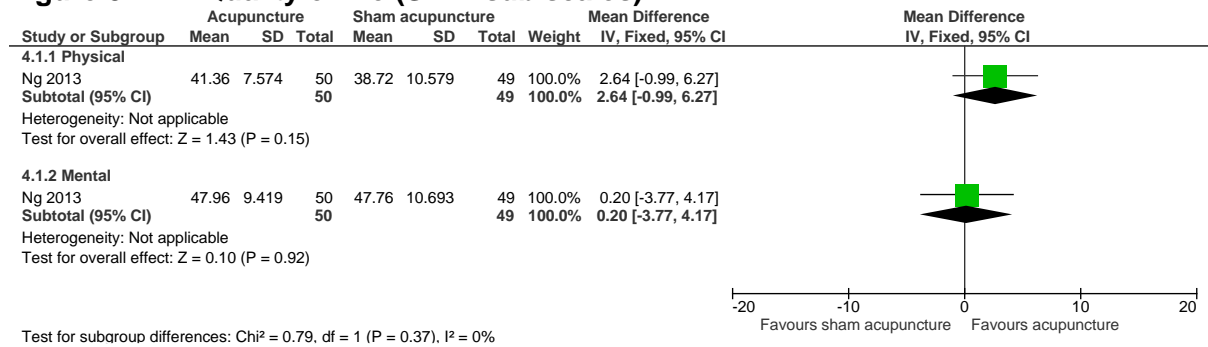
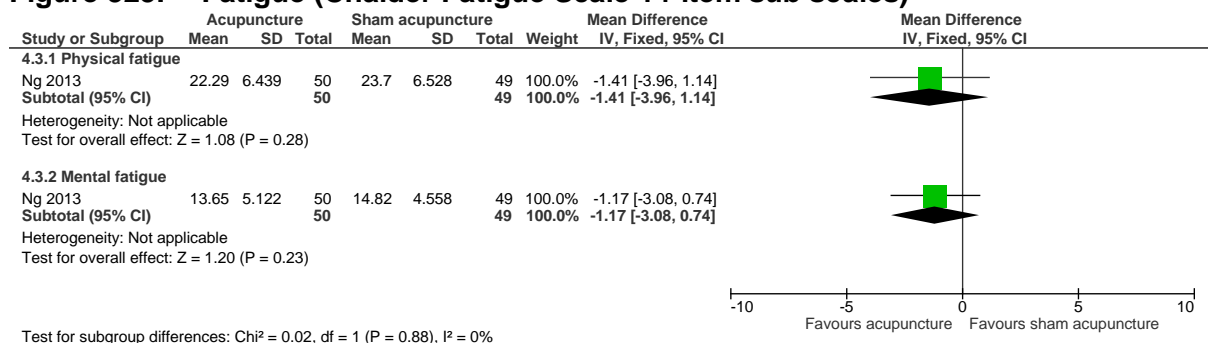
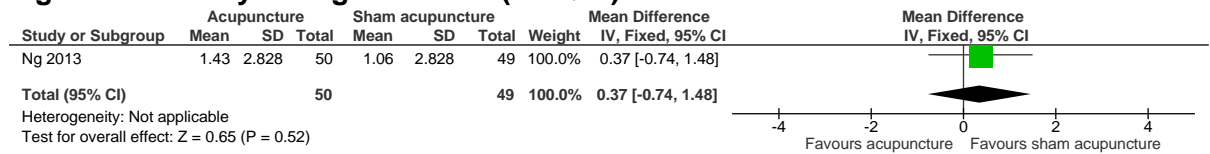


Figure 323: Fatigue (Chalder Fatigue Scale 14-item sub scales)



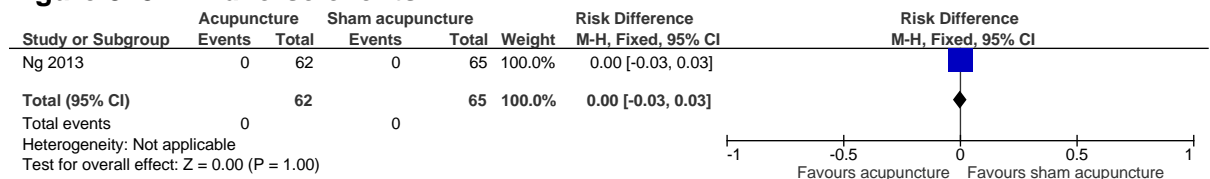
1

Figure 324: Psychological status (GHQ12)



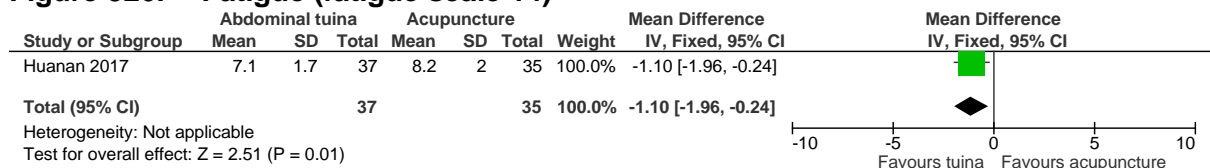
2

Figure 325: Adverse events



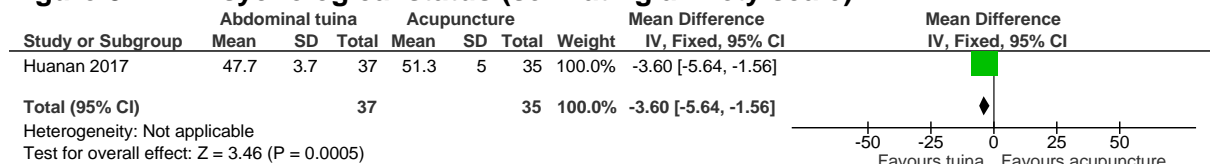
E.4.43 Abdominal tuina versus Acupuncture: adults, severity mixed or unclear

Figure 326: Fatigue (fatigue scale 14)



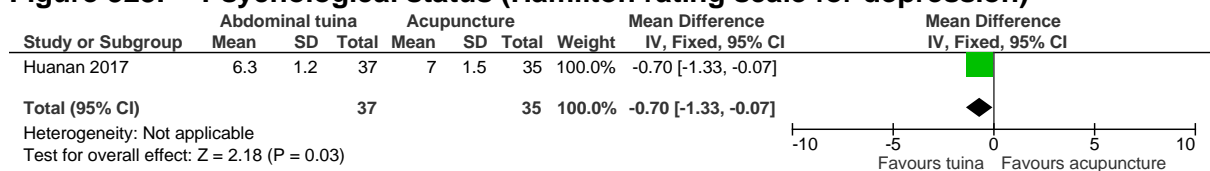
4

Figure 327: Psychological status (self-rating anxiety scale)



5

Figure 328: Psychological status (Hamilton rating scale for depression)



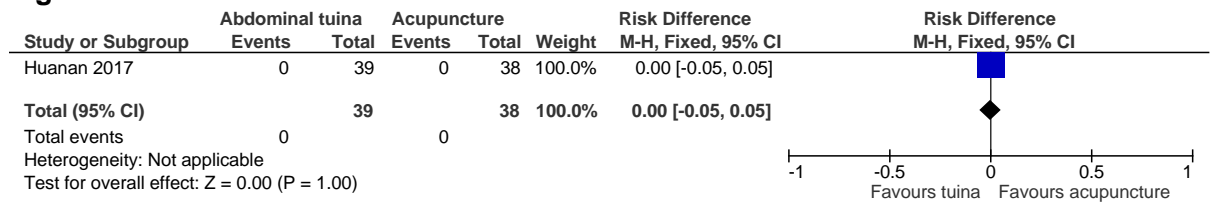
6

Figure 329: Adverse events




1

Figure 330: Serious adverse events



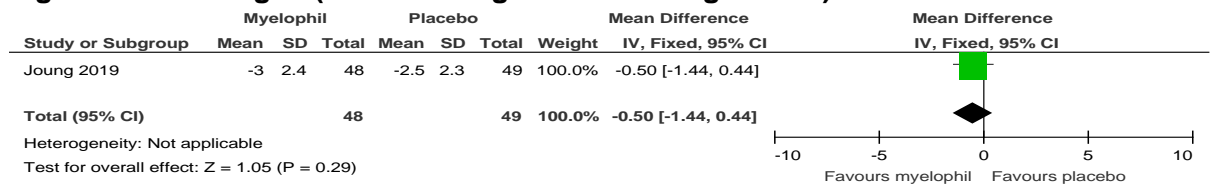
E.4.52 Myelophil versus Placebo: adults, severity mixed or unclear

Figure 331: Fatigue (numeric rating scale)



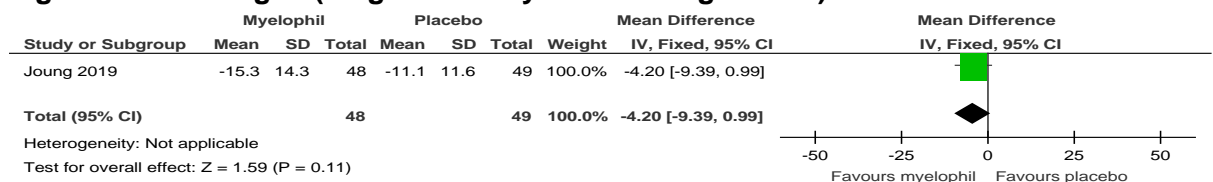
3

Figure 332: Fatigue (visual analogue scale change score)



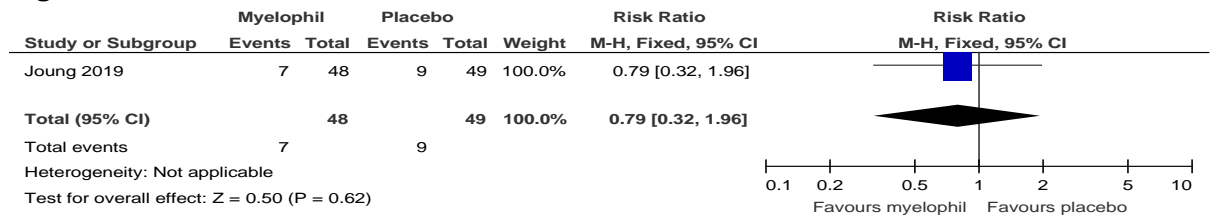
4

Figure 333: Fatigue (fatigue severity scale change score)



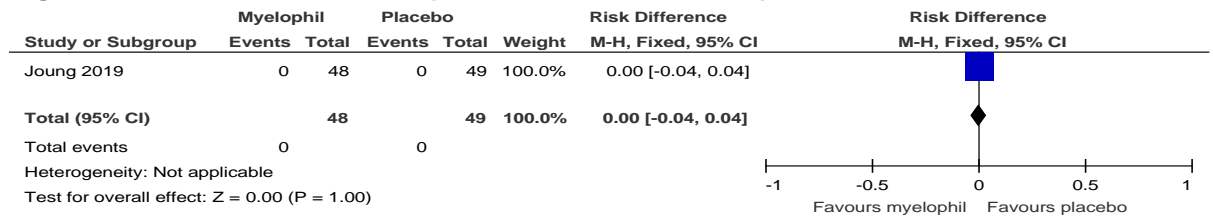
5

Figure 334: Adverse events



1

Figure 335: Adverse events (serious adverse events)



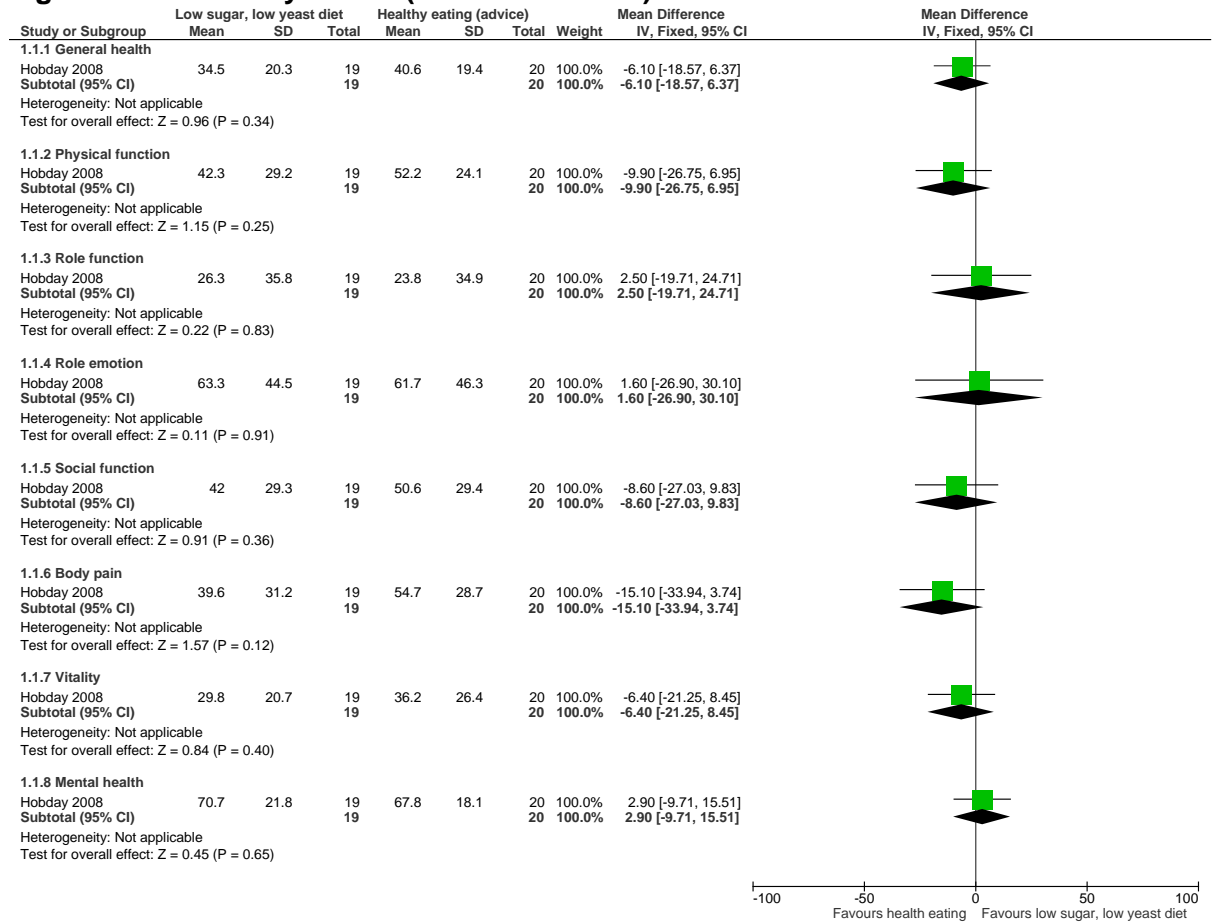
2

3

E.51 Dietary Strategies

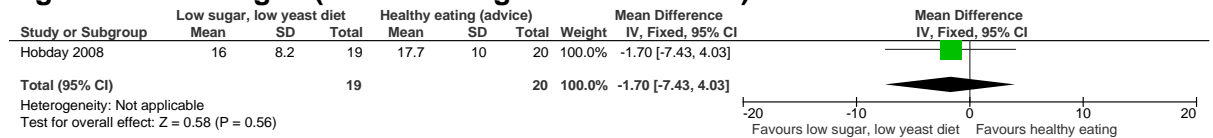
E.5.12 Low Sugar, Low Yeast Diet versus Healthy Eating (Advice): adults, severity mixed or unclear

Figure 336: Quality of Life (SF36 sub scales)



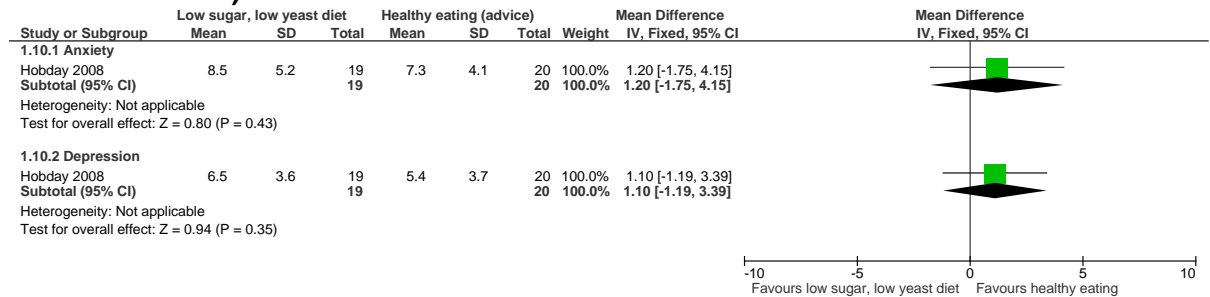
4

Figure 337: Fatigue (Chalder Fatigue Scale 14-item)



5

Figure 338: Psychological Status (Hospital Anxiety and Depression Scale sub scales)

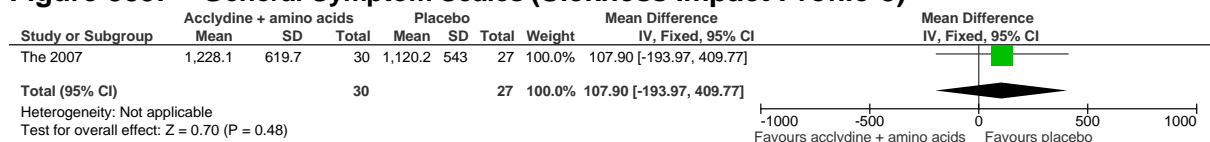


1

E.6.2 Dietary Supplements

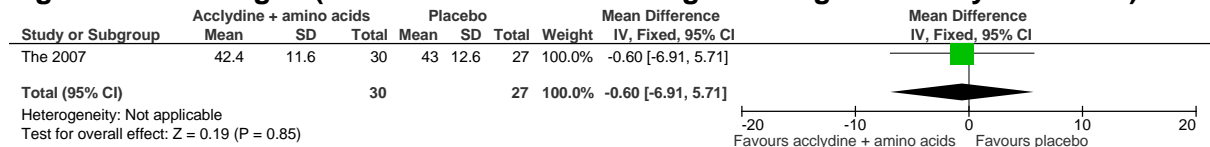
E.6.13 Accllydine and Amino Acids versus Placebo: adults, severity mixed or unclear

Figure 339: General Symptom Scales (Sickness Impact Profile-8)



4

Figure 340: Fatigue (Checklist Individual Strength – Fatigue Severity sub scale)



5

Figure 341: Activity Levels (Actometer)

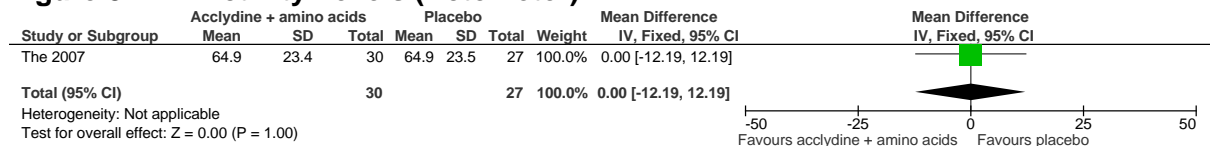
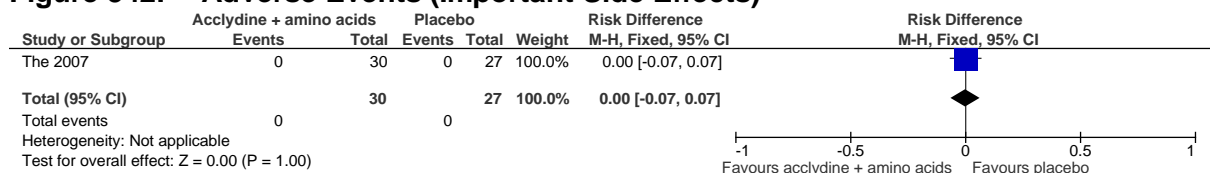


Figure 342: Adverse Events (Important Side Effects)



E.6.21 Polynutrient supplement versus Placebo: adults, severity mixed or unclear

Figure 343: General Symptom Scales (Sickness Impact Profile-8)

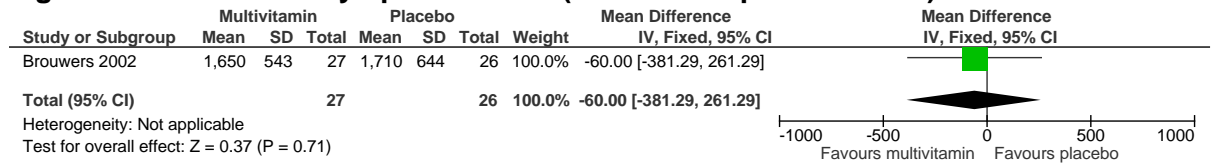
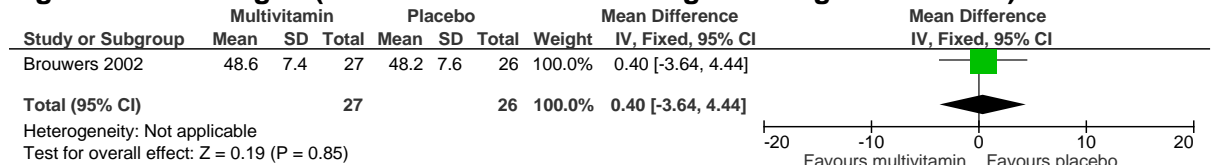
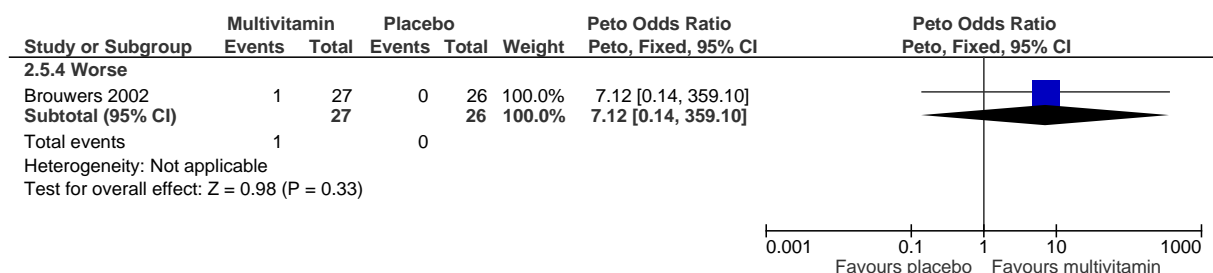
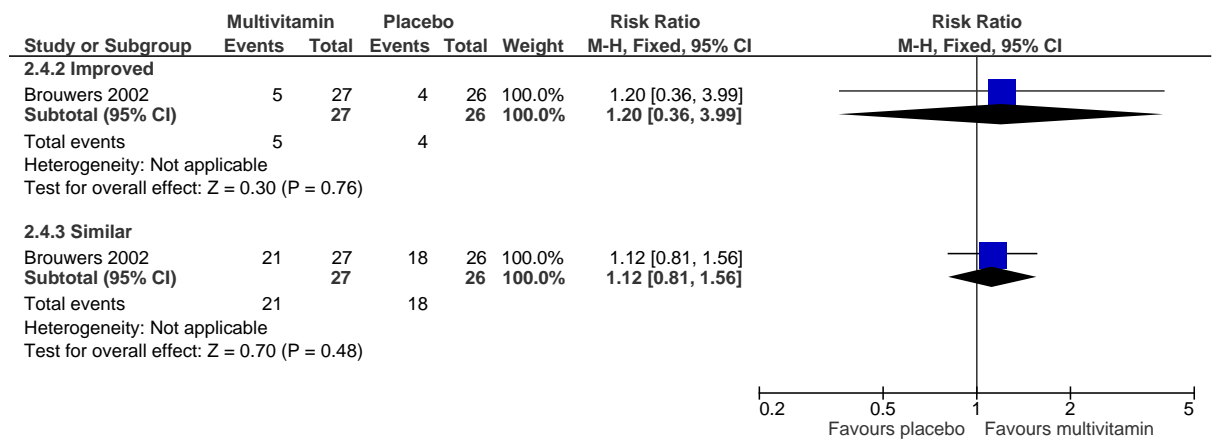
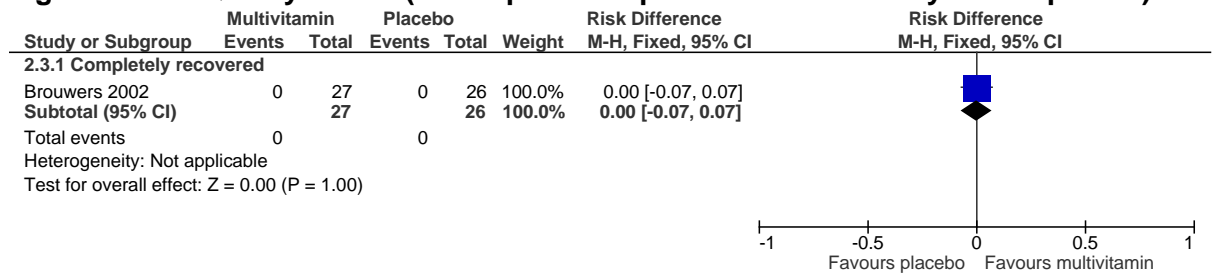


Figure 344: Fatigue (Checklist Individual Strength – Fatigue sub scale)



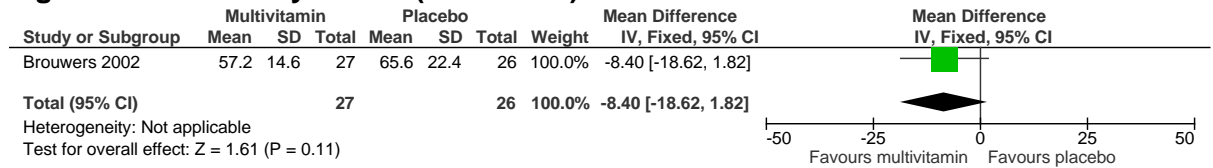
2

Figure 345: Quality of Life (Self-reported improvement in severity of complaints)



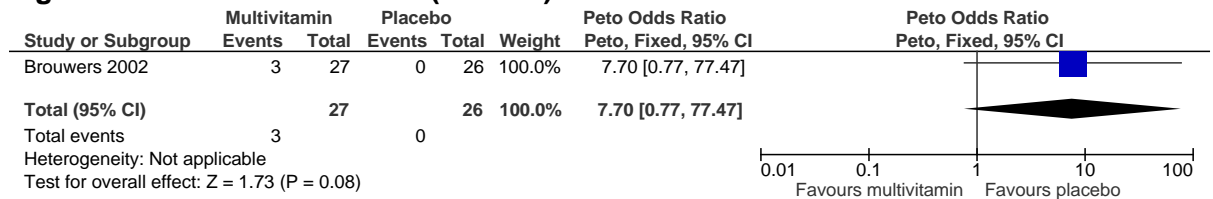
3

Figure 346: Activity Levels (Actometer)



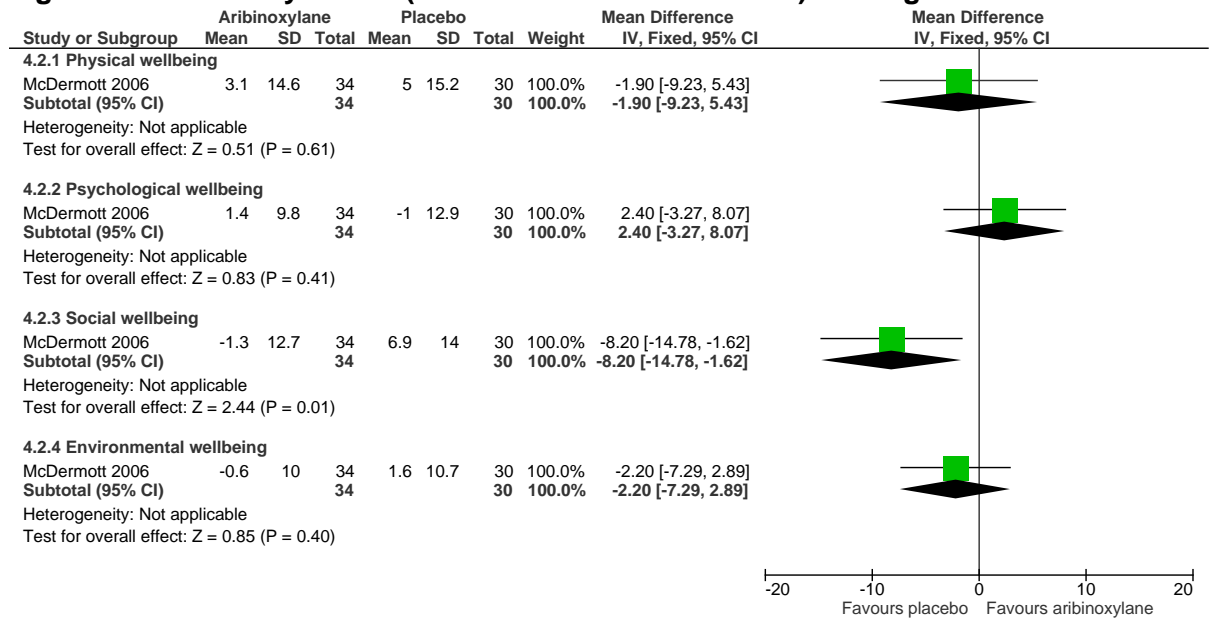
1

Figure 347: Adverse Events (Nausea)



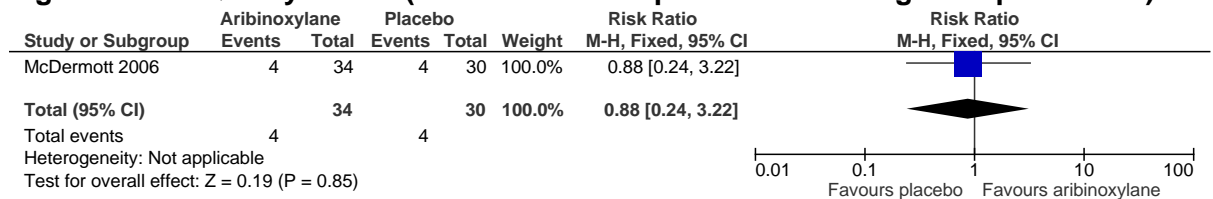
E.6.32 Aribinoxylane versus Placebo: adults, severity mixed or unclear

Figure 348: Quality of Life (WHOQOL-BREF sub scales) - change scores



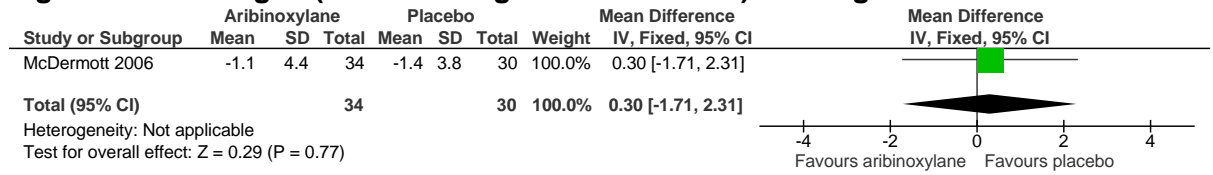
3

Figure 349: Quality of Life (Patient Global Impression of Change – Improvement)



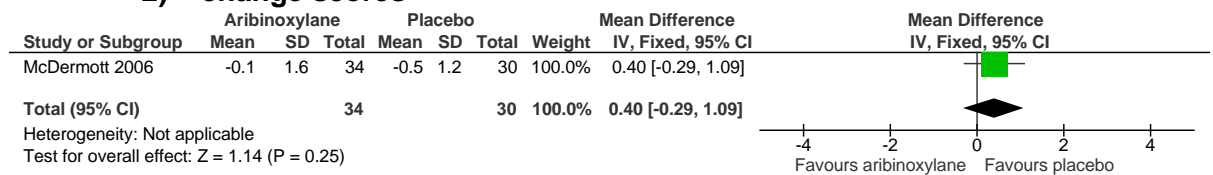
4

Figure 350: Fatigue (Chalder Fatigue Scale 11-item) – change scores



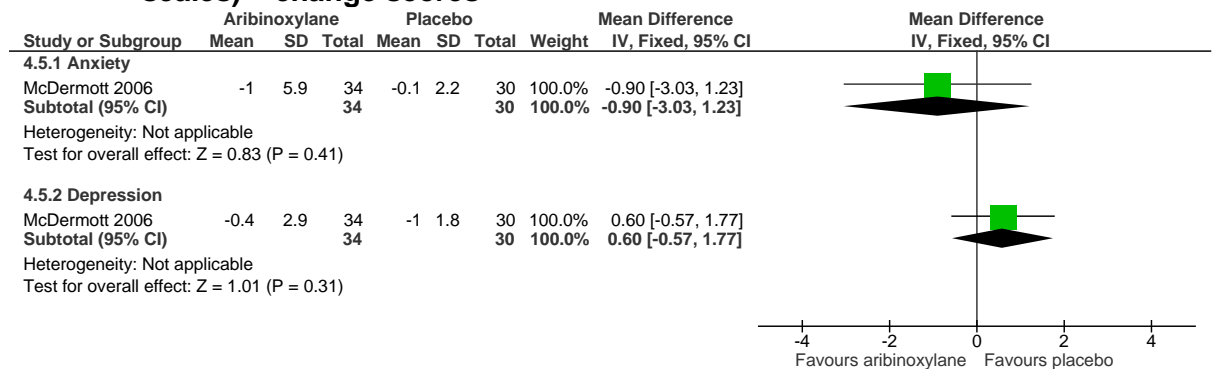
1

Figure 351: General Symptom Scales (Measure Yourself Medical Outcomes Profile-2) – change scores



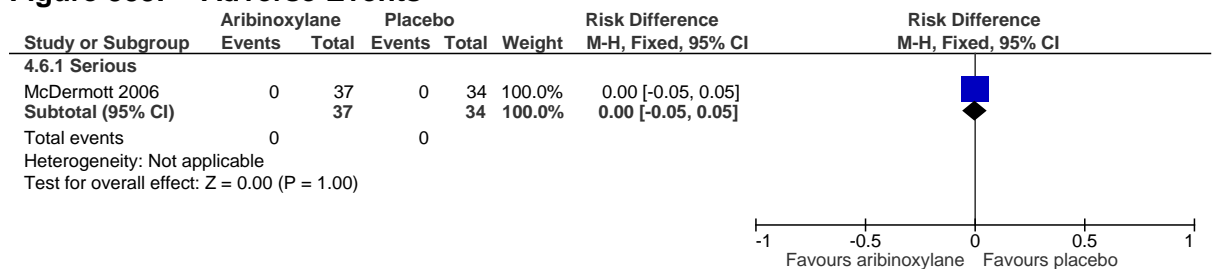
2

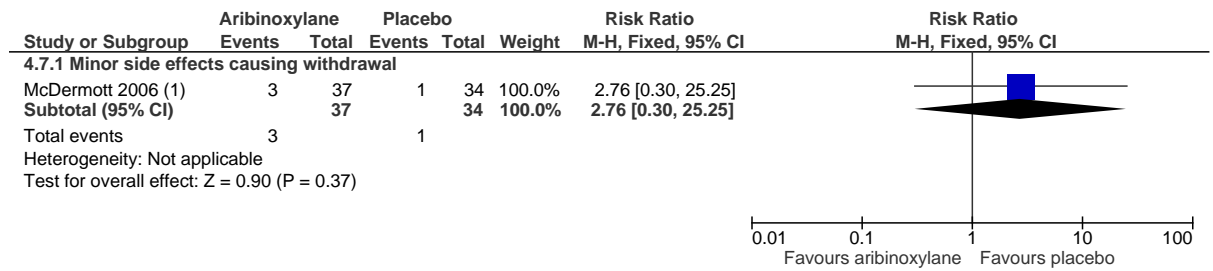
Figure 352: Psychological Status (Hospital Anxiety and Depression Scale sub scales) – change scores



3

Figure 353: Adverse Events





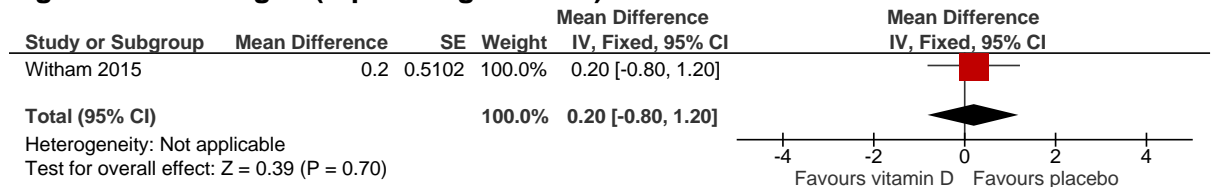
Footnotes

(1) Aribinoxylane: n=1 mild nausea; n=1 exacerbation of CFS symptoms; n=1 exacerbation of irritable bowel symptoms; Placebo: n=1...

1

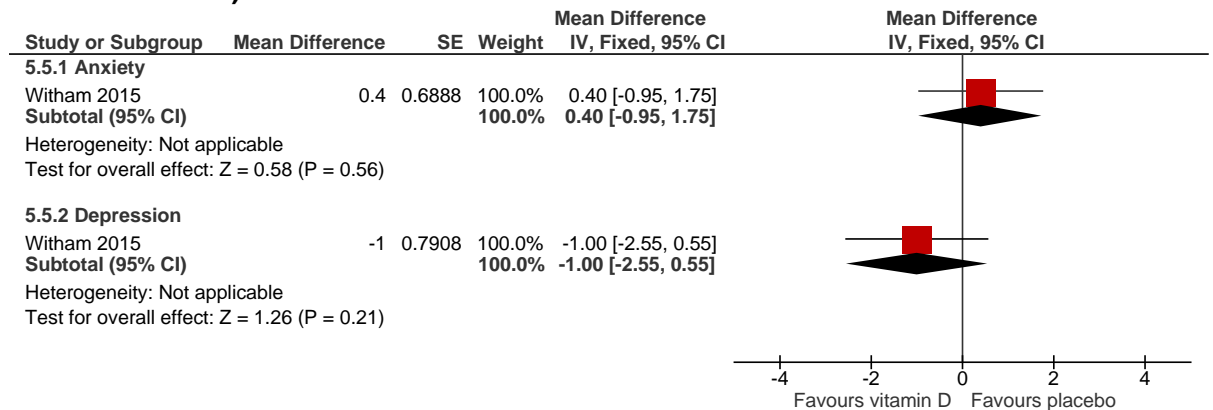
E.6.42 Vitamin D versus Placebo: adults, severity mixed or unclear

Figure 354: Fatigue (Piper Fatigue Scale)



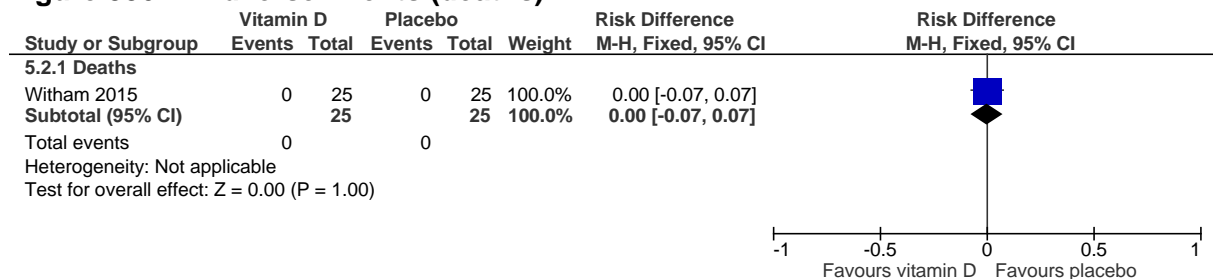
3

Figure 355: Psychological Status (Hospital Anxiety and Depression Scale sub scales)



4

Figure 356: Adverse Events (deaths)



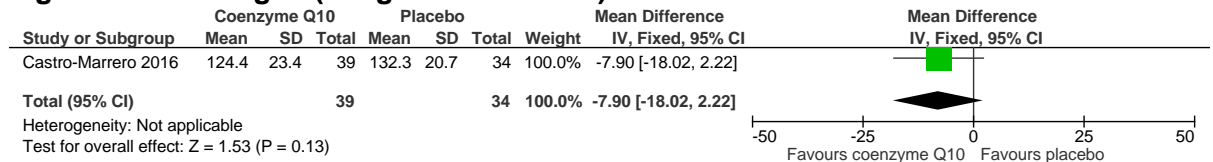
5

1

E.6.52 Coenzyme Q10 and NADH versus Placebo: adults, severity mixed or unclear

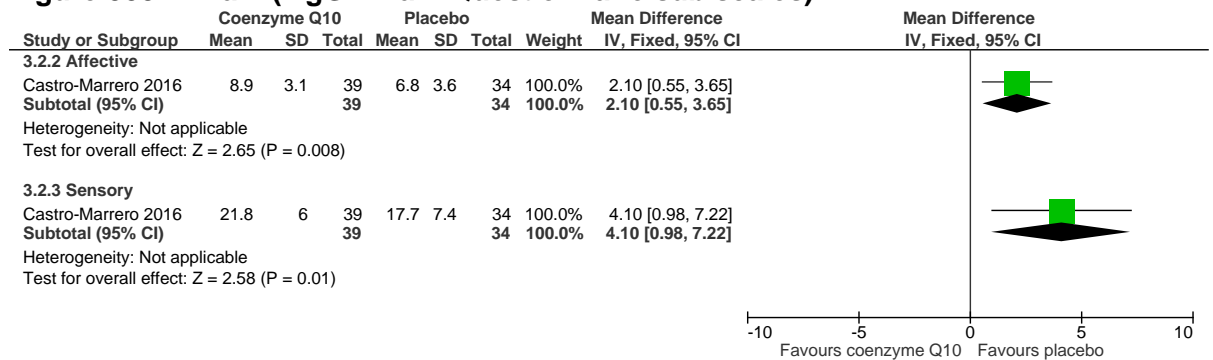
3

Figure 357: Fatigue (Fatigue Index Scale)



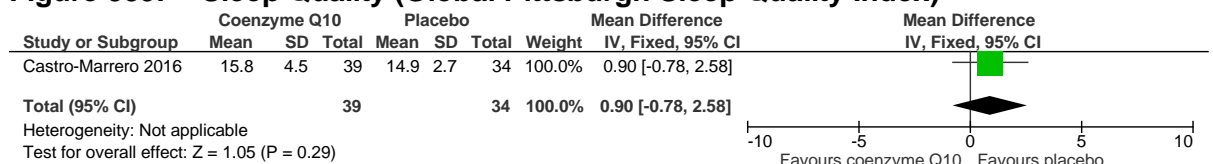
4

Figure 358: Pain (MgGill Pain Questionnaire sub scales)



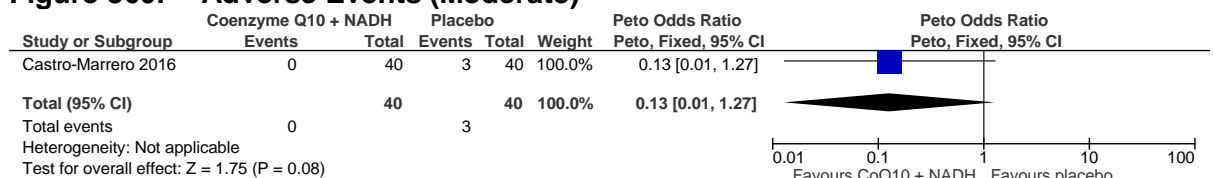
5

Figure 359: Sleep Quality (Global Pittsburgh Sleep Quality Index)



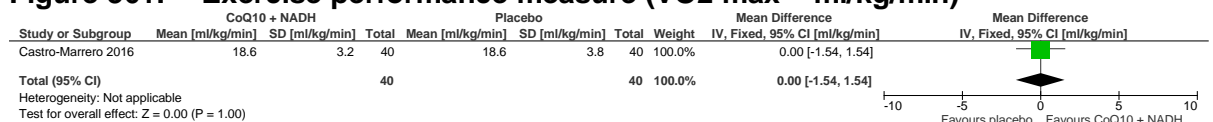
6

Figure 360: Adverse Events (Moderate)



7

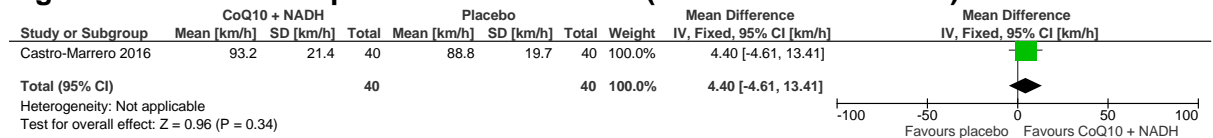
Figure 361: Exercise performance measure (VO2 max – ml/kg/min)



8

1

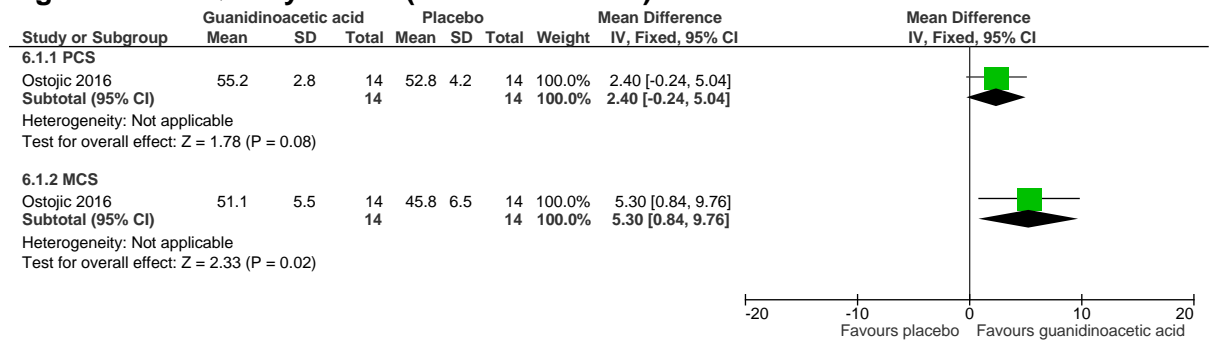
Figure 362: Exercise performance measure (Max workload – km/h)



2

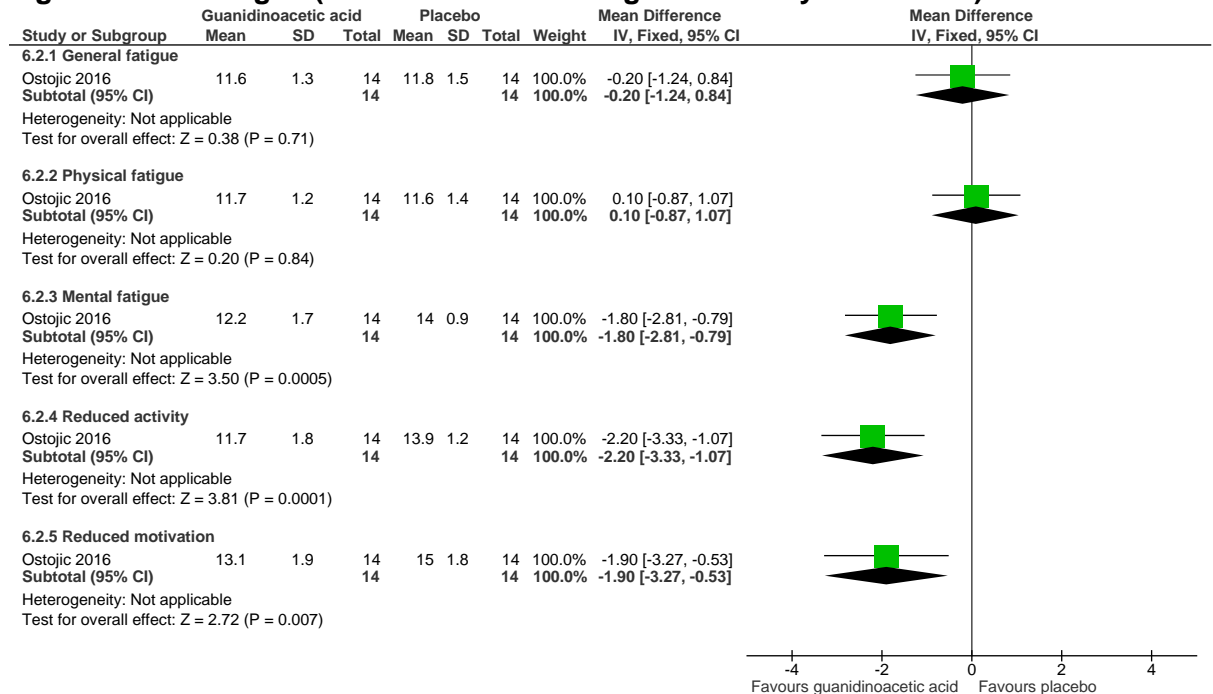
E.6.63 Guanidinoacetic acid (GAA) versus Placebo: adults, severity mixed or unclear

Figure 363: Quality of Life (SF36 sub scales)



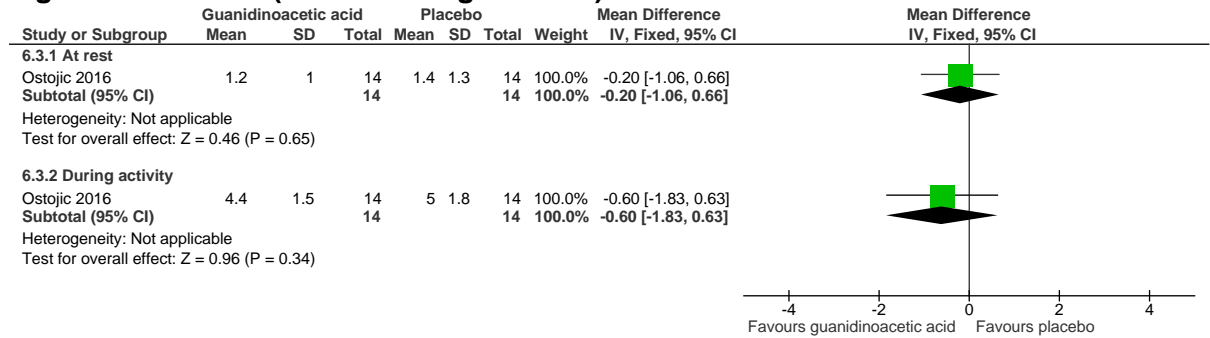
4

Figure 364: Fatigue (Multidimensional Fatigue Inventory sub scales)



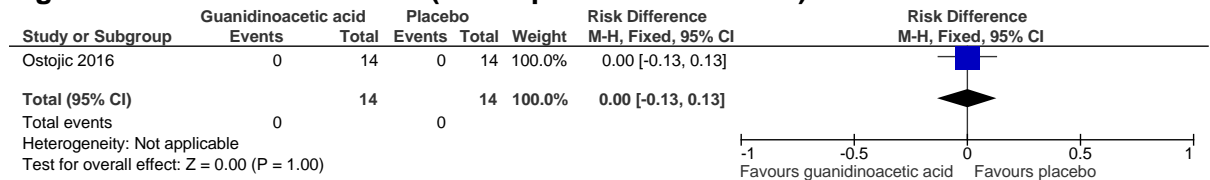
5

Figure 365: Pain (Visual Analogue Scale)



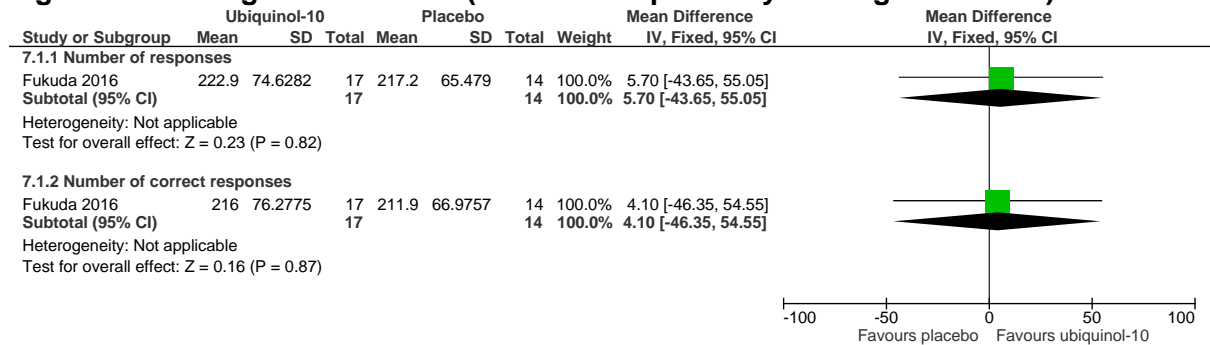
1

Figure 366: Adverse Events (Self-reported Side Effects)



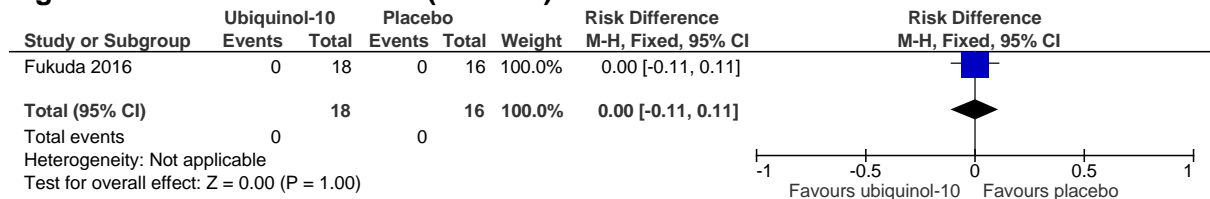
E.6.72 Ubiquinol-10 versus Placebo: adults, severity mixed or unclear

Figure 367: Cognitive function (Uchida-Kraepelin Psychodiagnostic Test)



3

Figure 368: Adverse events (Serious)



4

1 Appendix F – GRADE and/or GRADE-CERQual tables

2 Self-management

3 Table 3: Clinical evidence profile: Self-management versus Relaxation: adults, severity mixed or unclear

Quality assessment							No of patients		Effect		Quality	Importance
No of studies	Design	Risk of bias	Inconsistency	Indirectness	Imprecision	Other considerations	Self-management versus Relaxation in adults	Control	Relative (95% CI)	Absolute		
Quality of life (SF36 sub scales) - Physical functioning (follow-up 5 weeks; range of scores: 0-100; Better indicated by higher values)												
1	randomised trials	serious ¹	no serious inconsistency	serious ²	serious ³	none	12	14	-	MD 8.2 higher (5.37 lower to 21.77 higher)	⊕000 VERY LOW	CRITICAL
Quality of life (SF36 sub scales) - Role physical (follow-up 5 weeks; range of scores: 0-100; Better indicated by higher values)												
1	randomised trials	very serious ¹	no serious inconsistency	serious ²	serious ³	none	12	14	-	MD 24.9 higher (1.8 lower to 51.6 higher)	⊕000 VERY LOW	CRITICAL
Quality of life (SF36 sub scales) - Bodily pain (follow-up 5 weeks; range of scores: 0-100; Better indicated by higher values)												
1	randomised trials	serious ¹	no serious inconsistency	serious ²	serious ³	none	12	14	-	MD 7.6 higher (8.61 lower to 23.81 higher)	⊕000 VERY LOW	CRITICAL
Quality of life (SF36 sub scales) - General health (follow-up 5 weeks; range of scores: 0-100; Better indicated by higher values)												
1	randomised trials	serious ¹	no serious inconsistency	serious ²	very serious ³	none	12	14	-	MD 3.5 higher (11.55 lower to 18.55 higher)	⊕000 VERY LOW	CRITICAL
Quality of life (SF36 sub scales) - Vitality (follow-up 5 weeks; range of scores: 0-100; Better indicated by higher values)												

1	randomised trials	serious ¹	no serious inconsistency	serious ²	very serious ³	none	12	14	-	MD 3.6 higher (7.67 lower to 14.87 higher)	⊕000 VERY LOW	CRITICAL
Quality of life (SF36 sub scales) - Social functioning (follow-up 5 weeks; range of scores: 0-100; Better indicated by higher values)												
1	randomised trials	serious ¹	no serious inconsistency	serious ²	serious ³	none	12	14	-	MD 10.3 higher (5.5 lower to 26.1 higher)	⊕000 VERY LOW	CRITICAL
Quality of life (SF36 sub scales) - Role emotional (follow-up 5 weeks; range of scores: 0-100; Better indicated by higher values)												
1	randomised trials	serious ¹	no serious inconsistency	serious ²	serious ³	none	12	14	-	MD 42.6 higher (15.77 to 69.43 higher)	⊕000 VERY LOW	CRITICAL
Quality of life (SF36 sub scales) - Mental health (follow-up 5 weeks; range of scores: 0-100; Better indicated by higher values)												
1	randomised trials	serious ¹	no serious inconsistency	serious ²	serious ³	none	12	14	-	MD 11.3 higher (1.64 lower to 24.24 higher)	⊕000 VERY LOW	CRITICAL
Physical function (Canadian Occupational Performance Measure) - Performance (follow-up 5 weeks; range of scores: 1-10; Better indicated by higher values)												
1	randomised trials	serious ¹	no serious inconsistency	serious ²	serious ³	none	12	14	-	MD 0.5 higher (0.62 lower to 1.62 higher)	⊕000 VERY LOW	CRITICAL
Physical function (Canadian Occupational Performance Measure) - Satisfaction (follow-up 5 weeks; range of scores: 1-10; Better indicated by higher values)												
1	randomised trials	serious ¹	no serious inconsistency	serious ²	serious ³	none	12	14	-	MD 1.2 higher (0.13 lower to 2.53 higher)	⊕000 VERY LOW	CRITICAL

1 ¹ Downgraded by 1 increment if the majority of the evidence was at high risk of bias, and downgraded by 2 increments if the majority of the evidence was at very high risk of bias
2 ² The majority of the evidence included an indirect population (downgraded by one increment) or a very indirect population (downgraded by two increments): 1. 1994 CDC criteria used; PEM is not a compulsory feature
3 ³ Downgraded by 1 increment if the confidence interval crossed one MID or by 2 increments if the confidence interval crossed both MIDs

1 Table 4: Clinical evidence profile: Self-management versus Usual care: adults, severity mixed or unclear

Quality assessment							No of patients		Effect		Quality	Importance
No of studies	Design	Risk of bias	Inconsistency	Indirectness	Imprecision	Other considerations	Self-management versus Usual care in adults	Control	Relative (95% CI)	Absolute		
Quality of life (SF36) - Mental component (follow-up 12 months; range of scores: 0-100; Better indicated by higher values)												
1	randomised trials	serious ¹	no serious inconsistency	no serious indirectness	no serious imprecision	none	58	59	-	MD 1.4 lower (4.93 lower to 2.13 higher)	⊕⊕⊕○ MODERATE	CRITICAL
Quality of life (SF36) - Physical component (follow-up 12 months; range of scores: 0-100; Better indicated by higher values)												
1	randomised trials	serious ¹	no serious inconsistency	no serious indirectness	no serious imprecision	none	58	59	-	MD 0.5 higher (2.49 lower to 3.49 higher)	⊕⊕⊕○ MODERATE	CRITICAL
Fatigue (Fatigue Severity Scale) (follow-up 12 months; range of scores: 9-63; Better indicated by lower values)												
1	randomised trials	serious ¹	no serious inconsistency	no serious indirectness	serious ²	none	59	59	-	MD 0.7 lower (3.15 lower to 1.75 higher)	⊕⊕○○ LOW	CRITICAL

² ¹ Downgraded by 1 increment if the majority of the evidence was at high risk of bias, and downgraded by 2 increments if the majority of the evidence was at very high risk of bias

³ ² Downgraded by 1 increment if the confidence interval crossed one MID or by 2 increments if the confidence interval crossed both MIDs

4 Table 5: Clinical evidence profile: Adaptive pacing versus Usual care: adults, severity mixed or unclear

Quality assessment							No of patients		Effect		Quality	Importance
No of studies	Design	Risk of bias	Inconsistency	Indirectness	Imprecision	Other considerations	Adaptive pacing therapy	Usual care	Relative (95% CI)	Absolute		
Quality of life (EQ5D) (follow-up 52 weeks; range of scores: -0.594-1; Better indicated by higher values)												

1	randomised trials	serious ¹	no serious inconsistency	serious ²	no serious imprecision	none	148	151	-	MD 0.01 higher (0.06 lower to 0.08 higher)	⊕⊕○○ LOW	CRITICAL
General symptom scales (proportion with positive change (very much better or much better) (follow-up mean 134 weeks)												
1	randomised trials	very serious ¹	no serious inconsistency	serious ²	very serious ³	none	45/118 (38.1%)	41.7%	OR 0.8 (0.4 to 1.6)	53 fewer per 1000 (from 195 fewer to 117 more)	⊕○○○ VERY LOW	CRITICAL
Fatigue/fatigability (Chalder fatigue scale) (follow-up mean 134 weeks; range of scores: 0-33; Better indicated by lower values)												
1	randomised trials	very serious ¹	no serious inconsistency	serious ²	serious ³	none	120	115	-	MD 0.3 higher (1.7 lower to 2.3 higher)	⊕○○○ VERY LOW	CRITICAL
Physical functioning (SF36 physical function) (follow-up mean 134 weeks; range of scores: 0-100; Better indicated by higher values)												
1	randomised trials	very serious ¹	no serious inconsistency	serious ²	serious ³	none	118	115	-	MD 3.6 lower (9.6 lower to 2.4 higher)	⊕○○○ VERY LOW	CRITICAL
Psychological status (HADS anxiety) (follow-up 52 weeks; range of scores: 0-21; Better indicated by lower values)												
1	randomised trials	serious ¹	no serious inconsistency	serious ²	no serious imprecision	none	149	149	-	MD 0.7 lower (1.46 lower to 0.06 higher)	⊕⊕○○ LOW	CRITICAL
Psychological status (HADS depression) (follow-up 52 weeks; range of scores: 0-21; Better indicated by lower values)												
1	randomised trials	serious ¹	no serious inconsistency	serious ²	no serious imprecision	none	149	151	-	MD 0.6 lower (1.34 lower to 0.14 higher)	⊕⊕○○ LOW	CRITICAL
Pain (numeric rating scale) - muscle pain (follow-up 52 weeks; range of scores: 0-4; Better indicated by lower values)												
1	randomised trials	very serious ¹	no serious inconsistency	serious ²	no serious imprecision	none	151	149	-	MD 0.04 lower (0.35 lower to 0.27 higher)	⊕○○○ VERY LOW	CRITICAL
Pain (numeric rating scale) - joint pain (follow-up 52 weeks; range of scores: 0-4; Better indicated by lower values)												
1	randomised trials	very serious ¹	no serious inconsistency	serious ²	no serious imprecision	none	149	151	-	MD 0.1 higher (0.24 lower to 0.44 higher)	⊕○○○ VERY LOW	CRITICAL

Sleep quality (Jenkins sleep scale) (follow-up 52 weeks; range of scores: 0-20; Better indicated by lower values)												
1	randomised trials	serious ¹	no serious inconsistency	serious ²	no serious imprecision	none	150	151	-	MD 0.1 lower (0.75 lower to 0.55 higher)	⊕⊕⊕ LOW	CRITICAL
Return to work (Work and social adjustment scale) (follow-up mean 134 weeks; range of scores: 0-40; Better indicated by lower values)												
1	randomised trials	very serious ¹	no serious inconsistency	serious ²	serious ³	none	120	115	-	MD 1.3 higher (1.2 lower to 3.8 higher)	⊕⊕⊕ VERY LOW	CRITICAL
Adverse events (adverse reactions) (follow-up 52 weeks)												
1	randomised trials	serious ¹	no serious inconsistency	serious ²	very serious ³	none	2/159 (1.3%)	1.3%	RR 1.01 (0.14 to 7.06)	0 more per 1000 (from 11 fewer to 79 more)	⊕⊕⊕ VERY LOW	CRITICAL
Adverse events (non-serious) (follow-up 52 weeks)												
1	randomised trials	serious ¹	no serious inconsistency	very serious ^{2,4}	no serious imprecision	none	152/159 (95.6%)	93.1%	RR 1.03 (0.97 to 1.08)	28 more per 1000 (from 28 fewer to 74 more)	⊕⊕⊕ VERY LOW	CRITICAL
Adverse events (serious) (follow-up 52 weeks)												
1	randomised trials	serious ¹	no serious inconsistency	very serious ^{2,4}	serious ³	none	15/159 (9.4%)	4.4%	RR 2.16 (0.9 to 5.15)	51 more per 1000 (from 4 fewer to 183 more)	⊕⊕⊕ VERY LOW	CRITICAL
Exercise performance measure (6 minute walk test) (follow-up 52 weeks; Better indicated by higher values)												
1	randomised trials	very serious ¹	no serious inconsistency	serious ²	no serious imprecision	none	111	118	-	MD 5.7 lower (24.44 lower to 13.04 higher)	⊕⊕⊕ VERY LOW	CRITICAL

1 Downgraded by 1 increment if the majority of the evidence was at high risk of bias, and downgraded by 2 increments if the majority of the evidence was at very high risk of bias
2 The majority of the evidence included an indirect population (downgraded by one increment) or a very indirect population (downgraded by two increments): 1. Oxford criteria used; PEM is not a compulsory feature
3 Downgraded by 1 increment if the confidence interval crossed one MID or by 2 increments if the confidence interval crossed both MIDs
4 Downgraded one or two increments if the majority of the evidence had an indirect outcome.

6

1 Table 6: Clinical evidence profile: Self-management versus Usual care: adults – severe

Quality assessment							No of patients		Effect		Quality	Importance
No of studies	Design	Risk of bias	Inconsistency	Indirectness	Imprecision	Other considerations	Self-management	Usual care	Relative (95% CI)	Absolute		
Fatigue (fatigue severity scale) (follow-up 12 months; range of scores: 9-63; Better indicated by lower values)												
1	randomised trials	serious ¹	no serious inconsistency	serious ²	serious ³	none	78	46	-	MD 0.37 lower (0.66 to 0.08 lower)	⊕000 VERY LOW	CRITICAL
Physical functioning (SF36 physical function) (follow-up 12 months; range of scores: 0-100; Better indicated by higher values)												
1	randomised trials	serious ¹	no serious inconsistency	serious ²	serious ³	none	80	45	-	MD 2.06 higher (6.45 lower to 10.57 higher)	⊕000 VERY LOW	CRITICAL
Psychological status (Beck depression inventory) (follow-up 12 months; range of scores: 0-63; Better indicated by lower values)												
1	randomised trials	serious ¹	no serious inconsistency	serious ²	serious ³	none	80	45	-	MD 4.89 lower (8.3 to 1.48 lower)	⊕000 VERY LOW	CRITICAL
Psychological status (Beck anxiety inventory) (follow-up 12 months; range of scores: 0-63; Better indicated by lower values)												
1	randomised trials	serious ¹	no serious inconsistency	serious ²	serious ³	none	78	43	-	MD 2.5 lower (6.34 lower to 1.34 higher)	⊕000 VERY LOW	CRITICAL

² 1 Downgraded by 1 increment if the majority of the evidence was at high risk of bias, and downgraded by 2 increments if the majority of the evidence was at very high risk of bias

³ 2 Downgraded by 1 or 2 increments because the majority of the evidence included an indirect population (downgrade by one increment) or a very indirect population (downgrade by two increments): 1. 1994 CDC criteria used; PEM is not a compulsory feature

⁵ 3 Downgraded by 1 increment if the confidence interval crossed one MID or by 2 increments if the confidence interval crossed both MIDs

6

1 **Table 7: Clinical evidence profile: Self-management versus Stairway to health programme: children/young people, severity mixed**
2 **or unclear**

Quality assessment							No of patients		Effect		Quality	Importance
No of studies	Design	Risk of bias	Inconsistency	Indirectness	Imprecision	Other considerations	Self-management versus Stairway to health programme in children/young people	Control	Relative (95% CI)	Absolute		
Quality of life (Child Health Questionnaire) (follow-up 12 months; range of scores: 1-5; Better indicated by lower values)												
1	randomised trials	serious ¹	no serious inconsistency	serious ²	no serious imprecision	none	5	6	-	MD 2 higher (1.18 to 2.82 higher)	⊕⊕○○ LOW	CRITICAL
General symptom scales (Young person functional ability scale) (follow-up 12 months; range of scores: 0-100; Better indicated by higher values)												
1	randomised trials	serious ¹	no serious inconsistency	serious ²	very serious ³	none	5	6	-	MD 12.75 lower (40.3 lower to 14.8 higher)	⊕○○○ VERY LOW	CRITICAL
Fatigue (Chalder fatigue scale) (follow-up 12 months; range of scores: 0-42; Better indicated by lower values)												
1	randomised trials	serious ¹	no serious inconsistency	serious ²	very serious ³	none	5	6	-	MD 4 higher (5.56 lower to 13.56 higher)	⊕○○○ VERY LOW	CRITICAL
Psychological status (Birlerson depression scale) (follow-up 12 months; range of scores: 0-36; Better indicated by lower values)												
1	randomised trials	serious ¹	no serious inconsistency	serious ²	very serious ³	none	5	6	-	MD 1.93 higher (5.02 lower to 8.88 higher)	⊕○○○ VERY LOW	CRITICAL
Psychological status (Hospital anxiety and depression scale - anxiety) (follow-up 12 months; range of scores: 0-21; Better indicated by lower values)												
1	randomised trials	serious ¹	no serious inconsistency	serious ²	very serious ³	none	5	6	-	MD 0.6 higher (4.46 lower to 5.66 higher)	⊕○○○ VERY LOW	CRITICAL
Return to school/work (% school attendance) (follow-up 18 months; range of scores: 0-100; Better indicated by higher values)												

1	randomised trials	serious ¹	no serious inconsistency	serious ²	serious ³	none	5	6	-	MD 55.9 lower (98.14 to 13.66 lower)	⊕000 VERY LOW	CRITICAL
---	-------------------	----------------------	--------------------------	----------------------	----------------------	------	---	---	---	--------------------------------------	---------------	----------

- 1 ¹ Downgraded by 1 increment if the majority of the evidence was at high risk of bias, and downgraded by 2 increments if the majority of the evidence was at very high risk of bias
 2 ² The majority of the evidence included an indirect population (downgraded by one increment) or a very indirect population (downgraded by two increments): 1. Oxford criteria used; PEM is not a compulsory feature
 3 ³ Downgraded by 1 increment if the confidence interval crossed one MID or by 2 increments if the confidence interval crossed both MIDs

5 Psychological/behavioural interventions

6 Cognitive behavioural therapy

7 Table 8: Clinical evidence profile: CBT versus usual care: adults, severity mixed or unclear

Quality assessment							No of patients		Effect		Quality	Importance
No of studies	Design	Risk of bias	Inconsistency	Indirectness	Imprecision	Other considerations	CBT versus no treatment/wait list control/usual care	Control	Relative (95% CI)	Absolute		
Quality of life (EQ5D) - individual face-to-face CBT (follow-up 52 weeks; range of scores: -0.594-1; Better indicated by higher values)												
1	randomised trials	serious ¹	no serious inconsistency	serious ²	serious ³	none	143	151	-	MD 0.1 higher (0.03 to 0.17 higher)	⊕000 VERY LOW	CRITICAL
Quality of life: SF-36 mental score - group based CBT (follow-up 6-12 months; measured with: SF-36 mental score. Pooled 6 and 12 months data.; range of scores: 0-100; Better indicated by higher values)												
1	randomised trials	very serious ¹	no serious inconsistency	serious ²	serious ³	none	52	51	-	MD 4.35 higher (0.72 to 7.98 higher)	⊕000 VERY LOW	CRITICAL
Quality of life: SF-36 physical score - group based CBT (follow-up 6-12 months; measured with: SF-36 physical score. Pooled 6 and 12 months data.; range of scores: 0-100; Better indicated by higher values)												
1	randomised trials	very serious ¹	no serious inconsistency	serious ²	serious ³ i	none	52	51	-	MD 1.63 lower (4.05 lower to 0.79 higher)	⊕000 VERY LOW	CRITICAL

Quality of life: Health status - group based CBT (follow-up 6-12 months; measured with: Health status (HUI3). Pooled 6 and 12 month data.; range of scores: -0.36-1; Better indicated by higher values)												
1	randomised trials	very serious ¹	no serious inconsistency	serious ²	no serious imprecision	none	52	51	-	MD 0.03 higher (0.05 lower to 0.11 higher)	⊕○○○ VERY LOW	CRITICAL
General symptom scales: Clinical Global Impression Scale - individual face-to-face CBT (follow-up mean 134 weeks; assessed with: Proportion with change (very much better or much better))												
1	randomised trials	very serious ¹	no serious inconsistency	serious ²	very serious ³	none	50/119 (42%)	41.7%	OR 0.9 (0.5 to 1.62)	25 fewer per 1000 (from 154 fewer to 120 more)	⊕○○○ VERY LOW	CRITICAL
General symptom scales: sickness Impact profile 8 - web/written CBT (follow-up 6-12 months; range of scores: 0-5799; Better indicated by lower values)												
2	randomised trials	serious ¹	no serious inconsistency ⁴	serious ²	serious ³	none	244	165	-	MD 409.81 lower (531.36 to 288.25 lower)	⊕○○○ VERY LOW	CRITICAL
General symptom scales: sickness Impact profile 8 - group-based CBT (follow-up 6-12 months; range of scores: 0-5799; Better indicated by lower values)												
1	randomised trials	very serious ¹	no serious inconsistency ⁴	serious ²	no serious imprecision	none	136	68	-	MD 589 lower (762.88 to 415.12 lower)	⊕○○○ VERY LOW	CRITICAL
Fatigue (fatigue severity 0-10 scale) - change scores - face-to-face CBT (follow-up 12 months; range of scores: 0-10; Better indicated by lower values)												
1	randomised trials	very serious ¹	no serious inconsistency	serious ²	serious ³	none	30	30	-	MD 1.9 lower (3.3 to 0.5 lower)	⊕○○○ VERY LOW	CRITICAL
Fatigue/fatigability (Checklist Individual strength - fatigue severity) - web/written CBT (follow-up 6-12 months; range of scores: 8-56; Better indicated by lower values)												
3	randomised trials	serious ¹	no serious inconsistency	serious ²	no serious imprecision	none	299	221	-	MD 7.19 lower (9.13 to 5.25 lower)	⊕⊕○○ LOW	CRITICAL
Fatigue/fatigability (Checklist Individual strength - fatigue severity) - group-based CBT (follow-up 6-12 months; range of scores: 8-56; Better indicated by lower values)												
1	randomised trials	very serious ¹	no serious inconsistency	serious ²	no serious imprecision	none	136	68	-	MD 13.1 lower (16.15 to 10.05 lower)	⊕○○○ VERY LOW	CRITICAL

Fatigue/fatigability (Chalder Fatigue Questionnaire) - web/written CBT (follow-up mean 6 months; range of scores: 0-33; Better indicated by lower values)												
1	randomised trials	serious ¹	no serious inconsistency	serious ²	serious ³	none	152	76	-	MD 3.69 lower (5.77 to 1.61 lower)	⊕○○○ VERY LOW	CRITICAL
Fatigue/fatigability (Chalder Fatigue Questionnaire) - group-based CBT (follow-up 6-12 months; measured with: Pooled 6 and 12 month data; range of scores: 0-33; Better indicated by lower values)												
1	randomised trials	very serious ¹	no serious inconsistency	serious ²	serious ³	none	52	51	-	MD 2.61 lower (4.92 to 0.3 lower)	⊕○○○ VERY LOW	CRITICAL
Fatigue/fatigability (Chalder fatigue questionnaire) - individual face-to-face CBT (follow-up 134 weeks; range of scores: 0-33; Better indicated by lower values)												
1	randomised trials	very serious ¹	no serious inconsistency	serious ²	serious ³	none	119	115	-	MD 1.4 lower (3.4 lower to 0.6 higher)	⊕○○○ VERY LOW	CRITICAL
Physical functioning (SF36 physical functioning sub-scale) - web/written CBT (follow-up 6-12 months; range of scores: 0-100; Better indicated by higher values)												
3	randomised trials	serious ¹	no serious inconsistency	serious ²	no serious imprecision	none	299	221	-	MD 6.25 higher (2.58 to 9.92 higher)	⊕⊕○○ LOW	CRITICAL
Physical functioning (SF36 physical functioning sub-scale) - group-based CBT (follow-up 6 months; range of scores: 0-100; Better indicated by higher values)												
1	randomised trials	very serious ¹	no serious inconsistency	serious ²	serious ³	none	136	68	-	MD 11.1 higher (4.87 to 17.33 higher)	⊕○○○ VERY LOW	CRITICAL
Physical functioning (SF-36 physical functioning sub-scale) (follow-up mean 134 weeks; range of scores: 0-100; Better indicated by higher values)												
1	randomised trials	very serious ¹	no serious inconsistency	serious ²	serious ³	none	119	115	-	MD 2.8 higher (3.2 lower to 8.8 higher)	⊕○○○ VERY LOW	CRITICAL
Cognitive function (total words recalled) - group-based CBT (follow-up 6-12 months; measured with: Pooled 6 and 12 months data; Better indicated by higher values)												
1	randomised trials	very serious ¹	no serious inconsistency	serious ²	no serious imprecision	none	52	51	-	MD 0.69 higher (0.47 lower to 1.85 higher)	⊕○○○ VERY LOW	CRITICAL
Cognitive function (correct words) - group-based CBT (follow-up 6-12 months; measured with: Pooled 6 and 12 months data; Better indicated by higher values)												

1	randomised trials	very serious ¹	no serious inconsistency	serious ²	serious ³	none	52	51	-	MD 0.8 higher (0.3 lower to 1.9 higher)	⊕000 VERY LOW	CRITICAL
Cognitive function (reaction time) - group-based CBT (follow-up 6-12 months; measured with: Pooled 6 and 12 months data; Better indicated by lower values)												
1	randomised trials	very serious ¹	no serious inconsistency	serious ²	no serious imprecision	none	52	51	-	MD 0.93 higher (0.86 to 1 higher)	⊕000 VERY LOW	CRITICAL
Psychological status (Symptom Checklist 90 - psychological distress) - web/written CBT (follow-up 6 months; range of scores: 90-450; Better indicated by lower values)												
1	randomised trials	serious ¹	no serious inconsistency	serious ²	serious ³	none	160	80	-	MD 17.1 lower (29.31 to 4.89 lower)	⊕000 VERY LOW	CRITICAL
Psychological status (Symptom Checklist 90 - psychological distress) - group-based CBT (follow-up 6 months; range of scores: 90-450; Better indicated by lower values)												
1	randomised trials	very serious ¹	no serious inconsistency	serious ²	serious ³	none	136	68	-	MD 18 lower (28.61 to 7.39 lower)	⊕000 VERY LOW	CRITICAL
Psychological status (Brief Symptom Inventory - psychological distress) - change scores - web/written CBT (follow-up 6 months; Better indicated by lower values)												
1	randomised trials	serious ¹	no serious inconsistency	very serious ⁵	no serious imprecision	none	52	52	-	MD 0.1 lower (0.2 lower to 0 higher)	⊕000 VERY LOW	CRITICAL
Psychological status (HADS anxiety) - group-based CBT (follow-up 6-12 months; measured with: Pooled 6 and 12 months data; range of scores: 0-21; Better indicated by lower values)												
1	randomised trials	very serious ¹	no serious inconsistency	serious ²	serious ³	none	52	51	-	MD 1.27 lower (2.52 to 0.02 lower)	⊕000 VERY LOW	CRITICAL
Psychological status (HADS anxiety) - individual face-to-face CBT (follow-up 12 months; range of scores: 0-21; Better indicated by lower values)												
2	randomised trials	serious ¹	no serious inconsistency	serious ²	no serious imprecision	none	173	179	-	MD 1.25 lower (1.95 to 0.55 lower)	⊕⊕00 LOW	CRITICAL
Psychological status (HADS depression) - group-based CBT (follow-up 6-12 months; measured with: Pooled 6 and 12 months; range of scores: 0-21; Better indicated by lower values)												

1	randomised trials	very serious ¹	no serious inconsistency	serious ²	no serious imprecision	none	52	51	-	MD 0.56 lower (1.69 lower to 0.57 higher)	⊕○○○ VERY LOW	CRITICAL
Psychological status (HADS depression) - individual face-to-face CBT (follow-up 12 months; range of scores: 0-21; Better indicated by lower values)												
2	randomised trials	serious ¹	no serious inconsistency	serious ²	serious ³	none	173	179	-	MD 1.47 lower (2.17 to 0.76 lower)	⊕○○○ VERY LOW	CRITICAL
Psychological status (General health questionnaire) - group-based CBT (follow-up 6-12 months; measured with: Pooled 6 and 12 months; range of scores: 0-36; Better indicated by lower values)												
1	randomised trials	very serious ¹	no serious inconsistency	serious ²	serious ³	none	52	51	-	MD 2.21 lower (4.52 lower to 0.1 higher)	⊕○○○ VERY LOW	CRITICAL
Pain (joint pain numeric rating scale) - individual face-to-face CBT (follow-up 52 weeks; range of scores: 0-4; Better indicated by lower values)												
1	randomised trials	very serious ¹	no serious inconsistency	serious ²	no serious imprecision	none	143	151	-	MD 0.25 lower (0.58 lower to 0.08 higher)	⊕○○○ VERY LOW	CRITICAL
Pain (muscle pain numeric rating scale) - individual face-to-face CBT (follow-up 52 weeks; range of scores: 0-4; Better indicated by lower values)												
1	randomised trials	very serious ¹	no serious inconsistency	serious ²	serious ³	none	145	149	-	MD 0.38 lower (0.69 to 0.07 lower)	⊕○○○ VERY LOW	CRITICAL
Sleep quality (Jenkins sleep scale) - individual face-to-face CBT (follow-up 52 weeks; range of scores: 0-20; Better indicated by lower values)												
1	randomised trials	serious ¹	no serious inconsistency	serious ²	no serious imprecision	none	143	151	-	MD 1.1 lower (2.04 to 0.16 lower)	⊕⊕○○ LOW	CRITICAL
Adverse events (self-reported) - web/written CBT (follow-up 6 months; assessed with: Fatigue, pain, distress, other)												
1	randomised trials	very serious ¹	no serious inconsistency	serious ²	serious ³	none	11/77 (14.3%)	26.1%	RR 0.55 (0.26 to 1.14)	117 fewer per 1000 (from 193 fewer to 37 more)	⊕○○○ VERY LOW	CRITICAL
Adverse events (non-serious) - individual face-to-face CBT (follow-up 52 weeks)												

1	randomised trials	serious ¹	no serious inconsistency	very serious ^{2,6}	no serious imprecision	none	143/161 (88.8%)	93.1%	RR 0.95 (0.89 to 1.02)	47 fewer per 1000 (from 102 fewer to 19 more)	⊕○○○ VERY LOW	CRITICAL
Adverse events (serious) - individual face-to-face CBT (follow-up 52 weeks)												
1	randomised trials	serious ¹	no serious inconsistency	very serious ^{2,6}	very serious ³	none	7/161 (4.3%)	4.4%	RR 0.99 (0.36 to 2.77)	0 fewer per 1000 (from 28 fewer to 78 more)	⊕○○○ VERY LOW	CRITICAL
Adverse events (adverse reactions) - individual face-to-face CBT (follow-up 52 weeks)												
1	randomised trials	serious ¹	no serious inconsistency	serious ²	very serious ³	none	3/161 (1.9%)	1.3%	RR 1.49 (0.25 to 8.8)	6 more per 1000 (from 10 fewer to 101 more)	⊕○○○ VERY LOW	CRITICAL
Activity levels (Actigraphy mean score) - web/written CBT (follow-up 6 months; Better indicated by higher values)												
1	randomised trials	very serious ¹	no serious inconsistency	serious ²	serious ³	none	127	60	-	MD 9.8 higher (3.21 to 16.39 higher)	⊕○○○ VERY LOW	CRITICAL
Activity levels (Number of days in bed per week) - change scores - individual face-to-face CBT (follow-up 12 months; Better indicated by lower values)												
1	randomised trials	very serious ¹	no serious inconsistency	serious ²	no serious imprecision	none	30	30	-	MD 2.8 lower (4 to 1.6 lower)	⊕○○○ VERY LOW	CRITICAL
Activity levels (Percentage interference with activities) - change scores - individual face-to-face CBT (follow-up 12 months; range of scores: 0-100; Better indicated by lower values)												
1	randomised trials	very serious ¹	no serious inconsistency	serious ²	serious ³	none	30	30	-	MD 14 lower (25 to 3 lower)	⊕○○○ VERY LOW	CRITICAL
Return to school or work (Work and Social Adjustment Scale) - web/written CBT (follow-up 6 months; range of scores: 0-40; Better indicated by lower values)												
1	randomised trials	serious ¹	no serious inconsistency	serious ²	serious ³	none	73	75	-	MD 5 lower (7.62 to 2.38 lower)	⊕○○○ VERY LOW	CRITICAL
Return to school or work (Work and social adjustment scale) - individual face-to-face CBT (follow-up mean 134 weeks; range of scores: 0-40; Better indicated by lower values)												

1	randomised trials	very serious ¹	no serious inconsistency	serious ²	serious ³	none	119	115	-	MD 1.1 lower (3.6 lower to 1.4 higher)	⊕000 VERY LOW	CRITICAL
Exercise performance measure (Normal walking speed) - group-based CBT (follow-up 6-12 months; measured with: Pooled 6 and 12 months data; Better indicated by higher values)												
1	randomised trials	very serious ¹	no serious inconsistency	serious ²	serious ³	none	52	51	-	MD 2.83 higher (1.12 to 4.54 higher)	⊕000 VERY LOW	CRITICAL
Exercise performance measure (Shuttles walked) - group-based CBT (follow-up 6-12 months; measured with: Pooled 6 and 12 months data; Better indicated by higher values)												
1	randomised trials	very serious ¹	no serious inconsistency	serious ²	no serious imprecision	none	52	51	-	MD 1.2 higher (0.99 to 1.41 higher)	⊕000 VERY LOW	CRITICAL
Exercise performance measure (6 min walk test) - individual face-to-face CBT (follow-up 12 months; Better indicated by higher values)												
2	randomised trials	very serious ¹	serious ⁴	serious ²	no serious imprecision	none	153	148	-	MD 8.87 higher (7.41 lower to 25.15 higher)	⊕000 VERY LOW	CRITICAL

- 1 Downgraded by 1 increment if the majority of the evidence was at high risk of bias and downgraded by 2 increments if the majority of the evidence was at very high risk of bias.
- 2 The majority of the evidence included an indirect population (downgraded by one increment) or a very indirect population (downgraded by two increments): 1. 1994 CDC or Oxford criteria used; PEM is not a compulsory feature.
- 3 Downgraded by 1 increment if the confidence interval crossed 1 MID or by 2 increments if the confidence interval crossed both MIDs.
- 4 Downgraded by 1 or 2 increments because the point estimate varies widely across studies, unexplained by subgroup analysis. Random effects (DerSimonian and Laird) model was employed.
- 5 The majority of the evidence included an indirect population (downgraded by one increment) or a very indirect population (downgraded by two increments): 1. 1994 CDC or Oxford criteria used; PEM is not a compulsory feature; 2. Not all patients turned out to have ME/CFS.
- 6 Downgraded by 1 or 2 increments because the majority of the evidence included an indirect outcome

9

10 **Table 9: Clinical evidence profile: Group-based cognitive behavioural stress management versus psychoeducation: adults, severity mixed or unclear**

11

Quality assessment	No of patients	Effect	Quality	Importance
--------------------	----------------	--------	---------	------------

No of studies	Design	Risk of bias	Inconsistency	Indirectness	Imprecision	Other considerations	Group-based cognitive behavioural stress management versus control (psycho-education)	Control	Relative (95% CI)	Absolute		
Quality of life: QOLI (follow-up 12 weeks; measured with: Quality of Life Inventory (QOLI) raw score; Better indicated by higher values)												
1	randomised trials	very serious ¹	no serious inconsistency	serious ²	serious ³	none	38	20	-	MD 0.35 higher (0.49 lower to 1.19 higher)	⊕000 VERY LOW	CRITICAL
General symptom scales (follow-up 12 weeks; measured with: CDC Symptom Inventory; range of scores: 0-8; Better indicated by lower values)												
1	randomised trials	very serious ¹	no serious inconsistency	serious ²	serious ³	none	38	20	-	MD 0.07 lower (0.27 lower to 0.13 higher)	⊕000 VERY LOW	CRITICAL
Psychological status (Profile of Mood States - total mood disturbance @ 12 weeks) (follow-up 12 weeks; Better indicated by lower values)												
1	randomised trials	very serious ¹	no serious inconsistency	serious ²	serious ³	none	38	20	-	MD 6.68 higher (7.8 lower to 21.16 higher)	⊕000 VERY LOW	CRITICAL
Psychological status (Perceived Stress Scale) (follow-up 12 weeks; range of scores: 0-40; Better indicated by lower values)												
1	randomised trials	very serious ¹	no serious inconsistency	serious ²	serious ³	none	38	20	-	MD 3.65 higher (0.7 lower to 8 higher)	⊕000 VERY LOW	CRITICAL

- 1 ¹ Downgraded by 1 increment if the majority of the evidence was at high risk of bias and downgraded by 2 increments if the majority of the evidence was at very high risk of bias.
2 ² The majority of the evidence included an indirect population (downgraded by one increment) or a very indirect population (downgraded by two increments): 1. 1994 CDC criteria used; PEM is not a compulsory feature
3 ³ Downgraded by 1 increment if the confidence interval crossed 1 MID or by 2 increments if the confidence interval crossed both MIDs.

5 **Table 10: Clinical evidence profile: CBT (group-based) versus education and support group: adults, severity mixed or unclear**

Quality assessment							No of patients			Effect		Quality	Importance
No of studies	Design	Risk of bias	Inconsistency	Indirectness	Imprecision	Other considerations	CBT (group-based) versus education and support group	Control	Relative (95% CI)	Absolute			

Quality of life (SF36 mental) (follow-up 6-12 months; measured with: Pooled 6 and 12 months data.; range of scores: 0-100; Better indicated by higher values)												
1	randomised trials	very serious ¹	no serious inconsistency	serious ²	serious ³	none	52	50	-	MD 3.16 higher (0.05 lower to 6.37 higher)	⊕000 VERY LOW	CRITICAL
Quality of life (SF36 physical) (follow-up 6-12 months; measured with: Pooled 6 and 12 months data.; range of scores: 0-100; Better indicated by higher values)												
1	randomised trials	very serious ¹	no serious inconsistency	serious ²	no serious imprecision	none	52	50	-	MD 0.4 lower (2.86 lower to 2.06 higher)	⊕000 VERY LOW	CRITICAL
Quality of life (Health status (HUI3)) (follow-up 6-12 months; measured with: Pooled 6 and 12 months data.; range of scores: -0.36-1; Better indicated by higher values)												
1	randomised trials	very serious ¹	no serious inconsistency	serious ²	no serious imprecision	none	52	50	-	MD 0.02 higher (0.01 lower to 0.05 higher)	⊕000 VERY LOW	CRITICAL
Fatigue (Chalder fatigue score) (follow-up 6-12 months; measured with: Pooled 6 and 12 months data.; range of scores: 0-33; Better indicated by lower values)												
1	randomised trials	very serious ¹	no serious inconsistency	serious ²	serious ³	none	52	50	-	MD 3.16 lower (5.59 to 0.73 lower)	⊕000 VERY LOW	CRITICAL
Cognitive function (total words recalled) (follow-up 6-12 months; measured with: Pooled 6 and 12 months data.; Better indicated by higher values)												
1	randomised trials	very serious ¹	no serious inconsistency	serious ²	serious ³	none	52	50	-	MD 0.77 higher (0.32 lower to 1.86 higher)	⊕000 VERY LOW	CRITICAL
Cognitive function (correct words) (follow-up 6-12 months; measured with: Pooled 6 and 12 months data.; Better indicated by higher values)												
1	randomised trials	very serious ¹	no serious inconsistency	serious ²	serious ³	none	52	50	-	MD 0.84 higher (0.26 lower to 1.94 higher)	⊕000 VERY LOW	CRITICAL
Cognitive function (reaction time) (follow-up 6-12 months; measured with: Pooled 6 and 12 months data.; Better indicated by lower values)												
1	randomised trials	very serious ¹	no serious inconsistency	serious ²	no serious imprecision	none	52	50	-	MD 0.99 higher (0.9 to 1.08 higher)	⊕000 VERY LOW	CRITICAL
Psychological status (HADS anxiety) (follow-up 6-12 months; measured with: Pooled 6 and 12 months data.; range of scores: 0-21; Better indicated by lower values)												

1	randomised trials	very serious ¹	no serious inconsistency	serious ²	no serious imprecision	none	52	50	-	MD 0.51 lower (1.7 lower to 0.68 higher)	⊕000 VERY LOW	CRITICAL
Psychological status (HADS depression) (follow-up 6-12 months; measured with: Pooled 6 and 12 months data.; range of scores: 0-21; Better indicated by lower values)												
1	randomised trials	very serious ¹	no serious inconsistency	serious ²	no serious imprecision	none	52	50	-	MD 0.13 lower (1.13 lower to 0.87 higher)	⊕000 VERY LOW	CRITICAL
Psychological status (General health Questionnaire) (follow-up 6-12 months; measured with: Pooled 6 and 12 months data.; range of scores: 0-36; Better indicated by lower values)												
1	randomised trials	very serious ¹	no serious inconsistency	serious ²	serious ³	none	52	50	-	MD 1.8 lower (4.17 lower to 0.57 higher)	⊕000 VERY LOW	CRITICAL
Exercise performance measure (Normal walking speed) (follow-up 6-12 months; measured with: Pooled 6 and 12 months data.; Better indicated by higher values)												
1	randomised trials	very serious ¹	no serious inconsistency	serious ²	no serious imprecision	none	52	50	-	MD 1.77 higher (0.03 to 3.51 higher)	⊕000 VERY LOW	CRITICAL
Exercise performance measure (Shuttles walked) (follow-up 6-12 months; measured with: Pooled 6 and 12 months data.; Better indicated by higher values)												
1	randomised trials	very serious ¹	no serious inconsistency	serious ²	no serious imprecision	none	52	50	-	MD 1.16 higher (0.94 to 1.38 higher)	⊕000 VERY LOW	CRITICAL

1 ¹ Downgraded by 1 increment if the majority of the evidence was at high risk of bias, and downgraded by 2 increments if the majority of the evidence was at very high risk of bias
2 ² The majority of the evidence included an indirect population (downgraded by one increment) or a very indirect population (downgraded by two increments): 1. 1994 CDC criteria used; PEM is not a compulsory feature
3 ³ Downgraded by 1 increment if the confidence interval crossed one MID or by 2 increments if the confidence interval crossed both MIDs

5
6 **Table 11: Clinical evidence profile: CBT (individual face-to-face) versus multidisciplinary rehabilitation: adults, severity mixed or unclear**
7

Quality assessment	No of patients	Effect	Quality	Importance
--------------------	----------------	--------	---------	------------

No of studies	Design	Risk of bias	Inconsistency	Indirectness	Imprecision	Other considerations	CBT (individual face-to-face) versus multidisciplinary rehabilitation	Control	Relative (95% CI)	Absolute		
Quality of life: SF-36 mental component summary (follow-up 12 months; measured with: SF36 mental component summary; range of scores: 0-100; Better indicated by higher values)												
1	randomised trials	serious ¹	no serious inconsistency	serious ²	serious ³	none	60	62	-	MD 1.59 lower (5.14 lower to 1.96 higher)	⊕○○○ VERY LOW	CRITICAL
Quality of life: SF-36 physical component summary (follow-up 12 months; measured with: SF36 physical component summary; range of scores: 0-100; Better indicated by higher values)												
1	randomised trials	serious ¹	no serious inconsistency	serious ²	serious ³	none	60	62	-	MD 2.67 lower (6.79 lower to 1.45 higher)	⊕○○○ VERY LOW	CRITICAL
General symptom scales (Sickness Impact Profile 8) (follow-up 12 months; range of scores: 0-6160; Better indicated by lower values)												
1	randomised trials	serious ¹	no serious inconsistency	serious ²	no serious imprecision	none	60	62	-	MD 50.78 lower (288.24 lower to 186.68 higher)	⊕⊕○○ LOW	CRITICAL
Fatigue (Checklist Individual Strength - fatigue severity) (follow-up 12 months; range of scores: 8-56; Better indicated by lower values)												
1	randomised trials	serious ¹	no serious inconsistency	serious ²	serious ³	none	60	62	-	MD 5.69 higher (0.76 to 10.62 higher)	⊕○○○ VERY LOW	CRITICAL
Psychological status (Symptom Checklist-90) (follow-up 12 months; range of scores: 90-450; Better indicated by lower values)												
1	randomised trials	serious ¹	no serious inconsistency	serious ²	no serious imprecision	none	60	62	-	MD 7.83 higher (4.19 to 11.47 higher)	⊕⊕○○ LOW	CRITICAL
Activity levels (Accelerometer) (follow-up 12 months; Better indicated by higher values)												
1	randomised trials	very serious ¹	no serious inconsistency	serious ²	serious ³	none	60	62	-	MD 2009.58 higher (19140.04 lower to 23159.2 higher)	⊕○○○ VERY LOW	CRITICAL

1 ¹ Downgraded by 1 increment if the majority of the evidence was at high risk of bias and downgraded by 2 increments if the majority of the evidence was at very high risk of bias.
2 ² The majority of the evidence included an indirect population (downgraded by one increment) or a very indirect population (downgraded by two increments): 1. 1994 CDC criteria used; PEM is not a compulsory feature
3 ³ Downgraded by 1 increment if the confidence interval crossed 1 MID or by 2 increments if the confidence interval crossed both MIDs.

1

2 **Table 12: Clinical evidence profile: CBT (individual face-to-face) versus relaxation: adults, severity mixed or unclear**

Quality assessment							No of patients		Effect		Quality	Importance
No of studies	Design	Risk of bias	Inconsistency	Indirectness	Imprecision	Other considerations	CBT versus relaxation techniques (i.e. Alexander technique)	Control	Relative (95% CI)	Absolute		
General symptom scales (self rating of better/much better) (follow-up 6 months)												
1	randomised trials	very serious ¹	no serious inconsistency	serious ²	serious ³	none	19/27 (70.4%)	30.8%	RR 2.29 (1.22 to 4.28)	397 more per 1000 (from 68 more to 1000 more)	⊕000 VERY LOW	CRITICAL
General symptom scales (self-rating of much/very much better) (follow-up mean 5 years)												
1	randomised trials	very serious ¹	no serious inconsistency	serious ²	serious ³	none	17/25 (68%)	35.7%	RR 1.9 (1.08 to 3.35)	321 more per 1000 (from 29 more to 839 more)	⊕000 VERY LOW	CRITICAL
Fatigue (Chalder Fatigue questionnaire) (follow-up 6 months; range of scores: 0-11; Better indicated by lower values)												
1	randomised trials	very serious ¹	no serious inconsistency	serious ²	serious ³	none	27	26	-	MD 3.1 lower (5.25 to 0.95 lower)	⊕000 VERY LOW	CRITICAL
Fatigue (Fatigue problem rating) (follow-up 6 months; range of scores: 0-8; Better indicated by lower values)												
1	randomised trials	very serious ¹	no serious inconsistency	serious ²	no serious imprecision	none	27	26	-	MD 2.1 lower (3.21 to 0.99 lower)	⊕000 VERY LOW	CRITICAL
Physical functioning (short form general health survey physical functioning scale (follow-up 6 months; range of scores: 0-100; Better indicated by higher values)												
1	randomised trials	very serious ¹	no serious inconsistency	serious ²	no serious imprecision	none	27	26	-	MD 33.2 higher (18.42 to 47.98 higher)	⊕000 VERY LOW	CRITICAL
Psychological status (Beck depression inventory) (follow-up 6 months; range of scores: 0-63; Better indicated by lower values)												

1	randomised trials	very serious ¹	no serious inconsistency	serious ²	serious ³	none	27	26	-	MD 2.2 lower (6.38 lower to 1.98 higher)	⊕000 VERY LOW	CRITICAL
Psychological status (General health questionnaire) (follow-up 6 months; range of scores: 0-12; Better indicated by lower values)												
1	randomised trials	very serious ¹	no serious inconsistency	serious ²	serious ³	none	27	26	-	MD 0.9 lower (2.95 lower to 1.15 higher)	⊕000 VERY LOW	CRITICAL
Return to school or work (Full or part time employment) (follow-up 5 years)												
1	randomised trials	very serious ¹	no serious inconsistency	serious ²	serious ³	none	14/25 (56%)	39.3%	RR 1.43 (0.8 to 2.54)	169 more per 1000 (from 79 fewer to 605 more)	⊕000 VERY LOW	CRITICAL
Return to school or work (Work and social adjustment scale) (follow-up 6 months; range of scores: 0-8; Better indicated by lower values)												
1	randomised trials	very serious ¹	no serious inconsistency	serious ²	no serious imprecision	none	27	26	-	MD 2.1 lower (3.18 to 1.02 lower)	⊕000 VERY LOW	CRITICAL

- 1 ¹ Downgraded by 1 increment if the majority of the evidence was at high risk of bias and downgraded by 2 increments if the majority of the evidence was at very high risk of bias.
- 2 ² The majority of the evidence included an indirect population (downgraded by one increment) or a very indirect population (downgraded by two increments): 1. 1991 CDC (Schluederberg 1992)/1994 CDC criteria used; PEM is not a compulsory feature
- 3 ³ Downgraded by 1 increment if the confidence interval crossed 1 MID or by 2 increments if the confidence interval crossed both MIDs.

5

6 Table 13: Clinical evidence profile: CBT (individual face-to-face) versus adaptive pacing therapy: adults, severity mixed or unclear

Quality assessment							No of patients		Effect		Quality	Importance
No of studies	Design	Risk of bias	Inconsistency	Indirectness	Imprecision	Other considerations	CBT (individual face-to-face) versus adaptive pacing therapy	Control	Relative (95% CI)	Absolute		
Quality of life (EQ5D) (follow-up 52 weeks; range of scores: -0.594-1; Better indicated by higher values)												

1	randomised trials	serious ¹	no serious inconsistency	serious ²	serious ³	none	143	148	-	MD 0.09 higher (0.02 to 0.16 higher)	⊕○○○ VERY LOW	CRITICAL
General symptoms scales: Clinical Global Impression scale (follow-up mean 134 weeks; assessed with: Clinical Global Impression scale change: very much better or much better)												
1	randomised trials	very serious ¹	no serious inconsistency	serious ²	very serious ³	none	50/119 (42%)	38.1%	OR 1.2 (0.7 to 2.06)	44 more per 1000 (from 80 fewer to 178 more)	⊕○○○ VERY LOW	CRITICAL
Fatigue (Chalder fatigue questionnaire) (follow-up mean 134 weeks; range of scores: 0-33; Better indicated by lower values)												
1	randomised trials	very serious ¹	no serious inconsistency	serious ²	serious ³	none	119	120	-	MD 1.6 lower (3.6 lower to 0.4 higher)	⊕○○○ VERY LOW	CRITICAL
Physical functioning (SF-36 physical functioning sub-scale) (follow-up mean 134 weeks; range of scores: 0-100; Better indicated by higher values)												
1	randomised trials	very serious ¹	no serious inconsistency	serious ²	serious ³	none	119	118	-	MD 6.4 higher (0.4 to 12.4 higher)	⊕○○○ VERY LOW	CRITICAL
Psychological status (HADS anxiety scale) (follow-up 52 weeks; range of scores: 0-21; Better indicated by lower values)												
1	randomised trials	serious ¹	no serious inconsistency	serious ²	no serious imprecision	none	143	149	-	MD 0.7 lower (1.45 lower to 0.05 higher)	⊕⊕○○ LOW	CRITICAL
Psychological status (HADS depression scale) (follow-up 52 weeks; range of scores: 0-21; Better indicated by lower values)												
1	randomised trials	serious ¹	no serious inconsistency	serious ²	no serious imprecision	none	143	149	-	MD 0.8 lower (1.56 to 0.04 lower)	⊕⊕○○ LOW	CRITICAL
Pain (muscle pain numeric rating scale) (follow-up 52 weeks; range of scores: 0-4; Better indicated by lower values)												
1	randomised trials	very serious ¹	no serious inconsistency	serious ²	no serious imprecision	none	145	151	-	MD 0.34 lower (0.65 to 0.03 lower)	⊕○○○ VERY LOW	CRITICAL
Pain (joint pain numeric rating scale) (follow-up 52 weeks; range of scores: 0-4; Better indicated by lower values)												
1	randomised trials	very serious ¹	no serious inconsistency	serious ²	no serious imprecision	none	143	149	-	MD 0.35 lower (0.68 to 0.02 lower)	⊕○○○ VERY LOW	CRITICAL

Sleep quality (Jenkins sleep scale) (follow-up 52 weeks; range of scores: 0-20; Better indicated by lower values)												
1	randomised trials	serious ¹	no serious inconsistency	serious ²	no serious imprecision	none	143	150	-	MD 0.9 lower (1.79 to 0.01 lower)	⊕⊕OO LOW	CRITICAL
Adverse events (non-serious AEs) (follow-up 52 weeks)												
1	randomised trials	serious ¹	no serious inconsistency	very serious ^{2,4}	no serious imprecision	none	143/161 (88.8%)	95.6%	RR 0.93 (0.87 to 0.99)	67 fewer per 1000 (from 10 fewer to 124 fewer)	⊕OOO VERY LOW	CRITICAL
Adverse events (serious AEs) (follow-up 52 weeks)												
1	randomised trials	serious ¹	no serious inconsistency	very serious ^{2,4}	serious ³	none	7/161 (4.3%)	9.4%	RR 0.46 (0.19 to 1.1)	51 fewer per 1000 (from 76 fewer to 9 more)	⊕OOO VERY LOW	CRITICAL
Adverse events (adverse reactions) (follow-up 52 weeks)												
1	randomised trials	serious ¹	no serious inconsistency	serious ²	very serious ³	none	3/161 (1.9%)	1.3%	RR 1.48 (0.25 to 8.75)	6 more per 1000 (from 10 fewer to 101 more)	⊕OOO VERY LOW	CRITICAL
Return to school/work (Work and Social Adjustment Scale) (follow-up mean 134 weeks; range of scores: 0-40; Better indicated by lower values)												
1	randomised trials	very serious ¹	no serious inconsistency	serious ²	serious ³	none	150	143	-	MD 2.4 lower (4.8 lower to 0 higher)	⊕OOO VERY LOW	CRITICAL
Exercise performance measure (6 min walk test) (follow-up 52 weeks; Better indicated by higher values)												
1	randomised trials	very serious ¹	no serious inconsistency	serious ²	no serious imprecision	none	123	111	-	MD 4.2 higher (13.99 lower to 22.39 higher)	⊕OOO VERY LOW	CRITICAL

1 ¹ Downgraded by 1 increment if the majority of the evidence was at high risk of bias and downgraded by 2 increments if the majority of the evidence was at very high risk of bias.
2 ² The majority of the evidence included an indirect population (downgraded by one increment) or a very indirect population (downgraded by two increments): 1. Oxford criteria used; PEM is not a compulsory feature
3 ³ Downgraded by 1 increment if the confidence interval crossed 1 MID or by 2 increments if the confidence interval crossed both MIDs.
4 ⁴ Downgraded by 1 or 2 increments because the majority of the evidence included an indirect outcome

1 Table 14: Clinical evidence profile: CBT (individual face-to-face) versus GET: adults, severity mixed or unclear

Quality assessment							No of patients		Effect		Quality	Importance
No of studies	Design	Risk of bias	Inconsistency	Indirectness	Imprecision	Other considerations	CBT (individual face-to-face) versus GET	Control	Relative (95% CI)	Absolute		
Quality of life (EQ5D) (follow-up 52 weeks; range of scores: -0.594-1; Better indicated by higher values)												
1	randomised trials	serious ¹	no serious inconsistency	serious ²	no serious imprecision	none	143	143	-	MD 0.04 higher (0.03 lower to 0.11 higher)	⊕⊕⊕⊕ LOW	CRITICAL
General symptom scales (Clinical global impression scale - positive change (very much or much better)) (follow-up 134 weeks)												
1	randomised trials	very serious ¹	no serious inconsistency	serious ²	serious ³	none	50/119 (42%)	48%	RR 0.87 (0.66 to 1.16)	62 fewer per 1000 (from 163 fewer to 77 more)	⊕⊕⊕⊕ VERY LOW	CRITICAL
Fatigue/fatigability (Chalder fatigue questionnaire) (follow-up 134 weeks; range of scores: 0-33; Better indicated by lower values)												
1	randomised trials	very serious ¹	no serious inconsistency	serious ²	serious ³	none	119	127	-	MD 0.7 lower (2.75 lower to 1.35 higher)	⊕⊕⊕⊕ VERY LOW	CRITICAL
Physical functioning (SF36 physical functioning sub-scale) (follow-up 134 weeks; range of scores: 0-100; Better indicated by higher values)												
1	randomised trials	very serious ¹	no serious inconsistency	serious ²	serious ³	none	119	127	-	MD 2.4 higher (4.45 lower to 9.25 higher)	⊕⊕⊕⊕ VERY LOW	CRITICAL
Psychological status (HADS anxiety) (follow-up 52 weeks; range of scores: 0-21; Better indicated by lower values)												
1	randomised trials	serious ¹	no serious inconsistency	serious ²	no serious imprecision	none	143	144	-	MD 0.3 lower (1.25 lower to 0.65 higher)	⊕⊕⊕⊕ LOW	CRITICAL
Psychological status (HADS depression) (follow-up 52 weeks; range of scores: 0-21; Better indicated by lower values)												
1	randomised trials	serious ¹	no serious inconsistency	serious ²	no serious imprecision	none	143	144	-	MD 0.1 higher (0.75 lower to 0.95 higher)	⊕⊕⊕⊕ LOW	CRITICAL
Pain (numeric rating scale) - muscle pain (follow-up 52 weeks; range of scores: 0-4; Better indicated by lower values)												

1	randomised trials	very serious ¹	no serious inconsistency	serious ²	no serious imprecision	none	145	144	-	MD 0.04 higher (0.27 lower to 0.35 higher)	⊕○○○ VERY LOW	CRITICAL
Pain (numeric rating scale) - joint pain (follow-up 52 weeks; range of scores: 0-4; Better indicated by lower values)												
1	randomised trials	very serious ¹	no serious inconsistency	serious ²	no serious imprecision	none	143	144	-	MD 0.01 higher (0.3 lower to 0.32 higher)	⊕○○○ VERY LOW	CRITICAL
Sleep quality (Jenkins sleep scale) (follow-up 52 weeks; range of scores: 0-20; Better indicated by lower values)												
1	randomised trials	serious ¹	no serious inconsistency	serious ²	no serious imprecision	none	143	144	-	MD 0.9 higher (0.21 lower to 2.01 higher)	⊕⊕○○ LOW	CRITICAL
Adverse events (non-serious) (follow-up 52 weeks)												
1	randomised trials	serious ¹	no serious inconsistency	very serious ^{2,4}	no serious imprecision	none	143/161 (88.8%)	93.1%	RR 0.95 (0.89 to 1.02)	47 fewer per 1000 (from 102 fewer to 19 more)	⊕○○○ VERY LOW	CRITICAL
Adverse events (serious) (follow-up 52 weeks)												
1	randomised trials	serious ¹	no serious inconsistency	very serious ^{2,4}	serious ³	none	7/161 (4.3%)	8.1%	RR 0.54 (0.22 to 1.31)	37 fewer per 1000 (from 63 fewer to 25 more)	⊕○○○ VERY LOW	CRITICAL
Adverse events (adverse reactions) (follow-up 52 weeks)												
1	randomised trials	serious ¹	no serious inconsistency	serious ²	very serious ³	none	3/161 (1.9%)	1.3%	RR 1.49 (0.25 to 8.8)	6 more per 1000 (from 10 fewer to 101 more)	⊕○○○ VERY LOW	CRITICAL
Return to school/work (Work and social adjustment scale) (follow-up 134 weeks; range of scores: 0-40; Better indicated by lower values)												
1	randomised trials	very serious ¹	no serious inconsistency	serious ²	no serious imprecision	none	119	126	-	MD 0.3 higher (2.33 lower to 2.93 higher)	⊕○○○ VERY LOW	CRITICAL
Exercise performance measure (6 minute walk test) (follow-up 52 weeks; Better indicated by higher values)												

1	randomised trials	very serious ¹	no serious inconsistency	serious ²	serious ³	none	123	110	-	MD 25 lower (47.54 to 2.46 lower)	⊕○○○ VERY LOW	CRITICAL
---	-------------------	---------------------------	--------------------------	----------------------	----------------------	------	-----	-----	---	-----------------------------------	------------------	----------

- 1 Downgraded by 1 increment if the majority of the evidence was at high risk of bias and downgraded by 2 increments if the majority of the evidence was at very high risk of bias.
 2 The majority of the evidence included an indirect population (downgraded by one increment) or a very indirect population (downgraded by two increments): 1. Oxford criteria used; PEM is not a compulsory feature
 3 Downgraded by 1 increment if the confidence interval crossed 1 MID or by 2 increments if the confidence interval crossed both MIDs.
 4 Downgraded by 1 or 2 increments because the majority of the evidence included an indirect outcome

6 Table 15: Clinical evidence profile: CBT (group-based) + GET versus usual care: age and severity mixed or unclear

Quality assessment							No of patients		Effect		Quality	Importance
No of studies	Design	Risk of bias	Inconsistency	Indirectness	Imprecision	Other considerations	CBT + GET (group-based) versus usual care	Control	Relative (95% CI)	Absolute		
Quality of life (SF36 emotional role) (follow-up 12 months; range of scores: 0-100; Better indicated by higher values)												
1	randomised trials	very serious ¹	no serious inconsistency	serious ²	serious ³	none	58	57	-	MD 10.76 lower (27.42 lower to 5.9 higher)	⊕○○○ VERY LOW	CRITICAL
Quality of life (SF36 general health) (follow-up 12 months; range of scores: 0-100; Better indicated by higher values)												
1	randomised trials	serious ¹	no serious inconsistency	serious ²	no serious imprecision	none	58	57	-	MD 0.43 higher (5.45 lower to 6.31 higher)	⊕⊕○○ LOW	CRITICAL
Quality of life (SF36 physical role) (follow-up 12 months; range of scores: 0-100; Better indicated by higher values)												
1	randomised trials	serious ¹	no serious inconsistency	serious ²	serious ³	none	58	57	-	MD 5.43 lower (13.4 lower to 2.54 higher)	⊕○○○ VERY LOW	CRITICAL
Quality of life (SF36 social function) (follow-up 12 months; range of scores: 0-100; Better indicated by higher values)												
1	randomised trials	serious ¹	no serious inconsistency	serious ²	serious ³	none	58	57	-	MD 6.8 lower (16.16 lower to 2.56 higher)	⊕○○○ VERY LOW	CRITICAL

Quality of life (SF36 vitality) (follow-up 12 months; range of scores: 0-100; Better indicated by higher values)												
1	randomised trials	serious ¹	no serious inconsistency	serious ²	serious ³	none	58	57	-	MD 3.66 lower (9.36 lower to 2.04 higher)	⊕○○○ VERY LOW	CRITICAL
Quality of life (SF36 physical functioning) (follow-up 12 months; range of scores: 0-100; Better indicated by higher values)												
1	randomised trials	serious ¹	no serious inconsistency	serious ²	serious ³	none	58	57	-	MD 5.65 lower (13.92 lower to 2.62 higher)	⊕○○○ VERY LOW	CRITICAL
Quality of life (SF36 mental health) (follow-up 12 months; range of scores: 0-100; Better indicated by higher values)												
1	randomised trials	serious ¹	no serious inconsistency	serious ²	serious ³	none	58	57	-	MD 4.61 lower (12.31 lower to 3.09 higher)	⊕○○○ VERY LOW	CRITICAL
Quality of life (SF36 bodily pain) (follow-up 12 months; range of scores: 0-100; Better indicated by higher values)												
1	randomised trials	serious ¹	no serious inconsistency	serious ²	serious ³	none	58	57	-	MD 7.53 lower (15.39 lower to 0.33 higher)	⊕○○○ VERY LOW	CRITICAL
General symptom scales (follow-up 12 months; measured with: Stanford Health Assessment Questionnaire - global health status; range of scores: 0-10; Better indicated by lower values)												
1	randomised trials	serious ¹	no serious inconsistency	serious ²	serious ³	none	58	57	-	MD 0.44 higher (0.29 lower to 1.17 higher)	⊕○○○ VERY LOW	CRITICAL
Physical functioning (Stanford Health Assessment Questionnaire) (follow-up 12 months; range of scores: 0-3; Better indicated by lower values)												
1	randomised trials	serious ¹	no serious inconsistency	serious ²	serious ³	none	58	57	-	MD 0.13 higher (0.12 lower to 0.38 higher)	⊕○○○ VERY LOW	CRITICAL
Pain (Stanford Health Assessment Questionnaire - pain intensity) (follow-up 12 months; range of scores: 0-10; Better indicated by lower values)												
1	randomised trials	serious ¹	no serious inconsistency	serious ²	serious ³	none	58	57	-	MD 0.63 higher (0.23 lower to 1.49 higher)	⊕○○○ VERY LOW	CRITICAL

- 1 ¹ Downgraded by 1 increment if the majority of the evidence was at high risk of bias and downgraded by 2 increments if the majority of the evidence was at very high risk of bias.
 2 ² The majority of the evidence included an indirect population (downgraded by one increment) or a very indirect population (downgraded by two increments): 1. 1994 CDC criteria used; PEM is not a compulsory feature
 3 ³ Downgraded by 1 increment if the confidence interval crossed 1 MID or by 2 increments if the confidence interval crossed both MIDs.

5 Table 16: Clinical evidence profile: CBT (individual face-to-face) versus counselling: age and severity mixed or unclear

Quality assessment							No of patients		Effect		Quality	Importance
No of studies	Design	Risk of bias	Inconsistency	Indirectness	Imprecision	Other considerations	CBT (individual face-to-face)	Counselling	Relative (95% CI)	Absolute		
Fatigue (Chalder fatigue scale) (follow-up 6 months; range of scores: 0-33; Better indicated by lower values)												
1	randomised trials	very serious ¹	no serious inconsistency	serious ²	serious ³	none	17	20	-	MD 2.2 higher (3.7 lower to 8.1 higher)	⊕000 VERY LOW	CRITICAL
Psychological status (Hospital anxiety and depression scale - anxiety) (follow-up 6 months; range of scores: 0-21; Better indicated by lower values)												
1	randomised trials	very serious ¹	no serious inconsistency	serious ²	serious ³	none	17	20	-	MD 1.8 higher (1.04 lower to 4.64 higher)	⊕000 VERY LOW	CRITICAL
Psychological status (Hospital anxiety and depression scale - depression) (follow-up 6 months; range of scores: 0-21; Better indicated by lower values)												
1	randomised trials	very serious ¹	no serious inconsistency	serious ²	serious ³	none	17	20	-	MD 2.5 higher (0.22 lower to 5.22 higher)	⊕000 VERY LOW	CRITICAL

- 6 ¹ Downgraded by 1 increment if the majority of the evidence was at high risk of bias, and downgraded by 2 increments if the majority of the evidence was at very high risk of bias
 7 ² The majority of the evidence included an indirect population (downgraded by one increment) or a very indirect population (downgraded by two increments): 1. 1994 CDC criteria used; PEM is not a compulsory feature
 8 ³ Downgraded by 1 increment if the confidence interval crossed one MID or by 2 increments if the confidence interval crossed both MIDs

10 Table 17: Clinical evidence profile: CBT (individual face-to-face) versus GET: age and severity mixed or unclear

Quality assessment							No of patients		Effect		Quality	Importance
--------------------	--	--	--	--	--	--	----------------	--	--------	--	---------	------------

No of studies	Design	Risk of bias	Inconsistency	Indirectness	Imprecision	Other considerations	CBT (individual face-to-face)	GET	Relative (95% CI)	Absolute	Quality	Importance
Fatigue (Chalder fatigue scale) (follow-up 3-8 months; range of scores: 0-33; Better indicated by lower values)												
1	randomised trials	very serious ¹	no serious inconsistency	serious ²	very serious ³	none	15	21	-	MD 2.46 lower (7.28 lower to 2.36 higher)	⊕○○○ VERY LOW	CRITICAL

- 1 ¹ Downgraded by 1 increment if the majority of the evidence was at high risk of bias, and downgraded by 2 increments if the majority of the evidence was at very high risk of bias
- 2 ² The majority of the evidence included an indirect population (downgraded by one increment) or a very indirect population (downgraded by two increments): 1. 1994 CDC criteria used; PEM is not a compulsory feature
- 3 ³ Downgraded by 1 increment if the confidence interval crossed one MID or by 2 increments if the confidence interval crossed both MIDs

5 Table 18: Clinical evidence profile: CBT (individual face-to-face) versus relaxation: adults, moderate severity

Quality assessment							No of patients		Effect		Quality	Importance
No of studies	Design	Risk of bias	Inconsistency	Indirectness	Imprecision	Other considerations	CBT (individual face-to-face) versus relaxation	Control	Relative (95% CI)	Absolute		
Quality of life (Quality of Life Scale) (follow-up 12 months; range of scores: 16-112; Better indicated by higher values)												
1	randomised trials	very serious ¹	no serious inconsistency	serious ²	serious ³	none	29	28	-	MD 2.9 lower (12.95 lower to 7.15 higher)	⊕○○○ VERY LOW	CRITICAL
General symptom scales (self-rated global impression of change improved/much improved/very much improved) (follow-up 12 months)												
1	randomised trials	very serious ¹	no serious inconsistency	serious ²	no serious imprecision	none	25/28 (89.3%)	46.4%	RR 1.92 (1.27 to 2.92)	427 more per 1000 (from 125 more to 891 more)	⊕○○○ VERY LOW	CRITICAL
Fatigue (Fatigue Severity Scale) (follow-up 12 months; range of scores: 1-7; Better indicated by lower values)												

1	randomised trials	very serious ¹	no serious inconsistency	serious ²	serious ³	none	29	28	-	MD 0.25 lower (0.83 lower to 0.33 higher)	⊕000 VERY LOW	CRITICAL
Physical functioning (SF36 physical functioning) (follow-up 12 months; range of scores: 0-100; Better indicated by higher values)												
1	randomised trials	very serious ¹	no serious inconsistency	serious ²	serious ³	none	29	28	-	MD 2.56 lower (17.66 lower to 12.54 higher)	⊕000 VERY LOW	CRITICAL
Psychological status (Beck depression inventory) (follow-up 12 months; range of scores: 0-63; Better indicated by lower values)												
1	randomised trials	very serious ¹	no serious inconsistency	serious ²	very serious ³	none	29	28	-	MD 0.45 higher (5.57 lower to 6.47 higher)	⊕000 VERY LOW	CRITICAL
Psychological status (Beck Anxiety Inventory) (follow-up 12 months; range of scores: 0-63; Better indicated by lower values)												
1	randomised trials	very serious ¹	no serious inconsistency	serious ²	very serious ³	none	29	28	-	MD 0.04 higher (5.23 lower to 5.31 higher)	⊕000 VERY LOW	CRITICAL
Return to school/work (employment) (follow-up 12 months)												
1	randomised trials	very serious ¹	no serious inconsistency	serious ²	serious ³	none	18/29 (62.1%)	34.50%	RR 1.8 (1.01 to 3.2)	276 more per 1000 (from 3 more to 759 more)	⊕000 VERY LOW	CRITICAL
Pain (Brief Pain Inventory - severity) (follow-up 12 months; range of scores: 0-10; Better indicated by lower values)												
1	randomised trials	very serious ¹	no serious inconsistency	serious ²	serious ³	none	29	29	-	MD 0.07 lower (1.43 lower to 1.29 higher)	⊕000 VERY LOW	CRITICAL
Exercise performance measure (6 minute walk) (follow-up 12 months; Better indicated by higher values)												
1	randomised trials	very serious ¹	no serious inconsistency	serious ²	serious ³	none	29	29	-	MD 164.2 higher (78.79 lower to 407.19 higher)	⊕000 VERY LOW	CRITICAL

1 ¹ Downgraded by 1 increment if the majority of the evidence was at high risk of bias, and downgraded by 2 increments if the majority of the evidence was at very high risk of bias
2 ² The majority of the evidence included an indirect population (downgraded by one increment) or a very indirect population (downgraded by two increments): 1. 1994 CDC criteria used; PEM is not a compulsory feature
3 ³ Downgraded by 1 increment if the confidence interval crossed one MID or by 2 increments if the confidence interval crossed both MIDs

1 Table 19: Clinical evidence profile: CBT (individual face-to-face) versus cognitive therapy: adults, moderate severity

Quality assessment							No of patients		Effect		Quality	Importance
No of studies	Design	Risk of bias	Inconsistency	Indirectness	Imprecision	Other considerations	CBT (individual face-to-face) versus cognitive therapy	Control	Relative (95% CI)	Absolute		
Quality of life (Quality of Life Scale) (follow-up 12 months; range of scores: 16-112; Better indicated by higher values)												
1	randomised trials	very serious ¹	no serious inconsistency	serious ²	serious ³	none	29	28	-	MD 3.42 lower (11.41 lower to 4.57 higher)	⊕000 VERY LOW	CRITICAL
General symptom scales (self-rated global impression of change improved/much improved/very much improved) (follow-up 12 months)												
1	randomised trials	very serious ¹	no serious inconsistency	serious ²	serious ³	none	25/29 (86.2%)	64.3%	RR 1.34 (0.98 to 1.83)	219 more per 1000 (from 13 fewer to 534 more)	⊕000 VERY LOW	CRITICAL
Fatigue (Fatigue Severity Scale) (follow-up 12 months; range of scores: 1-7; Better indicated by lower values)												
1	randomised trials	very serious ¹	no serious inconsistency	serious ²	serious ³	none	29	28	-	MD 0.5 lower (1.07 lower to 0.07 higher)	⊕000 VERY LOW	CRITICAL
Physical functioning (SF36 physical functioning) (follow-up 12 months; range of scores: 0-100; Better indicated by higher values)												
1	randomised trials	very serious ¹	no serious inconsistency	serious ²	serious ³	none	29	28	-	MD 2.45 lower (16.59 lower to 11.69 higher)	⊕000 VERY LOW	CRITICAL
Psychological status (Beck depression inventory) (follow-up 12 months; range of scores: 0-63; Better indicated by lower values)												
1	randomised trials	very serious ¹	no serious inconsistency	serious ²	serious ³	none	29	28	-	MD 2.09 higher (3.4 lower to 7.58 higher)	⊕000 VERY LOW	CRITICAL
Psychological status (Beck Anxiety Inventory) (follow-up 12 months; range of scores: 0-63; Better indicated by lower values)												

1	randomised trials	very serious ¹	no serious inconsistency	serious ²	serious ³	none	29	28	-	MD 2.49 higher (2.02 lower to 7 higher)	⊕○○○ VERY LOW	CRITICAL
Return to school/work (employment) (follow-up 12 months)												
1	randomised trials	very serious ¹	no serious inconsistency	serious ²	very serious ³	none	18/29 (62.1%)	57.1%	RR 1.09 (0.71 to 1.67)	51 more per 1000 (from 166 fewer to 383 more)	⊕○○○ VERY LOW	CRITICAL
Exercise performance measure (6 minute walk) (follow-up 12 months; Better indicated by higher values)												
1	randomised trials	very serious ¹	no serious inconsistency	serious ²	very serious ³	none	29	28	-	MD 29.1 higher (222.56 lower to 280.76 higher)	⊕○○○ VERY LOW	CRITICAL
Pain (Brief Pain Inventory - severity) (follow-up 12 months; range of scores: 0-10; Better indicated by lower values)												
1	randomised trials	very serious ¹	no serious inconsistency	serious ²	serious ³	none	29	28	-	MD 0.44 higher (0.74 lower to 1.62 higher)	⊕○○○ VERY LOW	CRITICAL

- 1 ¹ Downgraded by 1 increment if the majority of the evidence was at high risk of bias, and downgraded by 2 increments if the majority of the evidence was at very high risk of bias
2 ² The majority of the evidence included an indirect population (downgraded by one increment) or a very indirect population (downgraded by two increments): 1. 1994 CDC criteria used; PEM is not a compulsory feature
3 ³ Downgraded by 1 increment if the confidence interval crossed one MID or by 2 increments if the confidence interval crossed both MIDs

5 Table 20: Clinical evidence profile: CBT (individual face-to-face) versus anaerobic activity therapy: adults, moderate severity

Quality assessment							No of patients			Effect		Quality	Importance
No of studies	Design	Risk of bias	Inconsistency	Indirectness	Imprecision	Other considerations	CBT (individual face-to-face) versus anaerobic activity therapy	Control	Relative (95% CI)	Absolute			
Quality of life (Quality of Life Scale) (follow-up 12 months; range of scores: 16-112; Better indicated by higher values)													
1	randomised trials	very serious ¹	no serious inconsistency	serious ²	serious ³	none	29	29	-	MD 6.1 higher (2.46 lower to 14.66 higher)	⊕○○○ VERY LOW	CRITICAL	

General symptom scales (self-rated global impression of change improved/much improved/very much improved) (follow-up 12 months)												
1	randomised trials	very serious ¹	no serious inconsistency	serious ²	no serious imprecision	none	25/29 (86.2%)	41.4%	RR 2.08 (1.32 to 3.29)	447 more per 1000 (from 132 more to 948 more)	⊕○○○ VERY LOW	CRITICAL
Fatigue (Fatigue Severity Scale) (follow-up 12 months; range of scores: 1-7; Better indicated by lower values)												
1	randomised trials	very serious ¹	no serious inconsistency	serious ²	serious ³	none	29	29	-	MD 0.4 lower (1.08 lower to 0.28 higher)	⊕○○○ VERY LOW	CRITICAL
Physical functioning (SF36 physical functioning) (follow-up 12 months; range of scores: 0-100; Better indicated by higher values)												
1	randomised trials	very serious ¹	no serious inconsistency	serious ²	serious ³	none	29	29	-	MD 18.92 higher (3.96 to 33.88 higher)	⊕○○○ VERY LOW	CRITICAL
Psychological status (Beck depression inventory) (follow-up 12 months; range of scores: 0-63; Better indicated by lower values)												
1	randomised trials	very serious ¹	no serious inconsistency	serious ²	serious ³	none	29	29	-	MD 2.99 lower (9.41 lower to 3.43 higher)	⊕○○○ VERY LOW	CRITICAL
Psychological status (Beck Anxiety Inventory) (follow-up 12 months; range of scores: 0-63; Better indicated by lower values)												
1	randomised trials	very serious ¹	no serious inconsistency	serious ²	very serious ³	none	29	29	-	MD 0.66 lower (5.88 lower to 4.56 higher)	⊕○○○ VERY LOW	CRITICAL
Return to school/work (employment) (follow-up 12 months)												
1	randomised trials	very serious ¹	no serious inconsistency	serious ²	serious ³	none	18/29 (62.1%)	34.5%	RR 1.8 (1.01 to 3.2)	276 more per 1000 (from 3 more to 759 more)	⊕○○○ VERY LOW	CRITICAL
Exercise performance measure (6 minute walk) (follow-up 12 months; Better indicated by higher values)												
1	randomised trials	very serious ¹	no serious inconsistency	serious ²	serious ³	none	29	29	-	MD 164.2 higher (78.79 lower to 407.19 higher)	⊕○○○ VERY LOW	CRITICAL
Pain (Brief Pain Inventory - severity) (follow-up 12 months; range of scores: 0-10; Better indicated by lower values)												

1	randomised trials	very serious ¹	no serious inconsistency	serious ²	serious ³	none	29	29	-	MD 0.07 lower (1.43 lower to 1.29 higher)	⊕○○○ VERY LOW	CRITICAL
---	-------------------	---------------------------	--------------------------	----------------------	----------------------	------	----	----	---	---	------------------	----------

- 1 ¹ Downgraded by 1 increment if the majority of the evidence was at high risk of bias, and downgraded by 2 increments if the majority of the evidence was at very high risk of bias
 2 ² The majority of the evidence included an indirect population (downgraded by one increment) or a very indirect population (downgraded by two increments): 1. 1994 CDC criteria used; PEM is not a compulsory feature
 3 ³ Downgraded by 1 increment if the confidence interval crossed one MID or by 2 increments if the confidence interval crossed both MIDs

5 **Table 21: Clinical evidence profile: CBT (individual face-to-face) versus psychoeducation/pacing: children and young people,**
 6 **severity mixed or unclear**

Quality assessment							No of patients		Effect		Quality	Importance
No of studies	Design	Risk of bias	Inconsistency	Indirectness	Imprecision	Other considerations	CBT (individual face-to-face) versus psychoeducation/pacing	Control	Relative (95% CI)	Absolute		
General symptom scales (follow-up 2 years; assessed with: Self-reported global improvement - much better or very much better)												
1	randomised trials	very serious ¹	no serious inconsistency	serious ²	serious ³	none	19/24 (79.2%)	90%	RR 0.88 (0.68 to 1.13)	108 fewer per 1000 (from 288 fewer to 117 more)	⊕○○○ VERY LOW	CRITICAL
General symptom scales (follow-up 2 years; measured with: Strengths and Difficulties Questionnaire; range of scores: 0-40; Better indicated by lower values)												
1	randomised trials	very serious ¹	no serious inconsistency	serious ²	serious ³	none	24	20	-	MD 3.98 lower (6.51 to 1.45 lower)	⊕○○○ VERY LOW	CRITICAL
Fatigue/fatigability (Chalder Fatigue Scale) (follow-up 2 years; range of scores: 0-33; Better indicated by lower values)												
1	randomised trials	very serious ¹	no serious inconsistency	serious ²	serious ³	none	24	20	-	MD 1.75 lower (4.85 lower to 1.35 higher)	⊕○○○ VERY LOW	CRITICAL
Physical functioning (SF36 physical functioning) (follow-up 2 years; range of scores: 0-100; Better indicated by higher values)												
1	randomised trials	very serious ¹	no serious inconsistency	serious ²	serious ³	none	24	20	-	MD 5.59 higher (11.52 lower to 22.7 higher)	⊕○○○ VERY LOW	CRITICAL

Adverse events (Serious adverse events) (follow-up 6 months)												
1	randomised trials	very serious ¹	no serious inconsistency	serious ²	very serious ³	none	1/32 (3.1%)	0%	Peto OR 7.16 (0.14 to 361.11)	30 more per 1000 (from 50 fewer to 110 more)	⊕000 VERY LOW	CRITICAL
Return to school or work (% school attendance over 2 weeks) (follow-up 6 months; range of scores: 0-100; Better indicated by higher values)												
1	randomised trials	very serious ¹	no serious inconsistency	serious ²	serious ³	none	32	27	-	MD 8.5 higher (12.35 lower to 29.35 higher)	⊕000 VERY LOW	CRITICAL
Return to school or work (Work and Social Adjustment Scale) (follow-up 6 months; range of scores: 0-40; Better indicated by lower values)												
1	randomised trials	very serious ¹	no serious inconsistency	serious ²	serious ³	none	29	27	-	MD 0.8 lower (1.88 lower to 0.28 higher)	⊕000 VERY LOW	CRITICAL

- 1 ¹ Downgraded by 1 increment if the majority of the evidence was at high risk of bias and downgraded by 2 increments if the majority of the evidence was at very high risk of bias.
2 ² The majority of the evidence included an indirect population (downgraded by one increment) or a very indirect population (downgraded by two increments): 1. Oxford/1994 CDC criteria used;
3 PEM is not a compulsory feature
4 ³ Downgraded by 1 increment if the confidence interval crossed 1 MID or by 2 increments if the confidence interval crossed both MIDs.

5 Table 22: Clinical evidence profile: CBT (individual face-to-face) versus waiting list: children and young people, severity mixed or unclear

Quality assessment							No of patients		Effect		Quality	Importance
No of studies	Design	Risk of bias	Inconsistency	Indirectness	Imprecision	Other considerations	CBT (individual face-to-face) versus waiting list	Control	Relative (95% CI)	Absolute		
General symptom scales (self-rated improvement recovered or much better) (follow-up 5 months)												
1	randomised trials	very serious ¹	no serious inconsistency	serious ²	serious ³	none	25/35 (71.4%)	44.1%	RR 1.62 (1.05 to 2.5)	273 more per 1000 (from 22 more to 661 more)	⊕000 VERY LOW	CRITICAL
Fatigue (Checklist Individual Strength - fatigue severity sub scale) (follow-up 5 months; range of scores: 8-56; Better indicated by lower values)												

1	randomised trials	very serious ¹	no serious inconsistency	serious ²	no serious imprecision	none	35	34	-	MD 13.8 lower (20.96 to 6.94 lower)	⊕○○○ VERY LOW	CRITICAL
Physical functioning (SF36 physical functioning) (follow-up 5 months; range of scores: 0-100; Better indicated by higher values)												
1	randomised trials	very serious ¹	no serious inconsistency	serious ²	serious ³	none	35	34	-	MD 14.1 higher (2.42 to 25.78 higher)	⊕○○○ VERY LOW	CRITICAL
Return to school or work (School attendance (hours attended/total hours)) (follow-up 5 months; Better indicated by higher values)												
1	randomised trials	very serious ¹	no serious inconsistency	serious ²	serious ³	none	35	34	-	MD 8 higher (9.41 lower to 25.41 higher)	⊕○○○ VERY LOW	CRITICAL

- 1 ¹ Downgraded by 1 increment if the majority of the evidence was at high risk of bias, and downgraded by 2 increments if the majority of the evidence was at very high risk of bias
 2 ² The majority of the evidence included an indirect population (downgraded by one increment) or a very indirect population (downgraded by two increments): 1. 1994 CDC criteria used; PEM is not a compulsory feature
 3 ³ Downgraded by 1 increment if the confidence interval crossed one MID or by 2 increments if the confidence interval crossed both MIDs
 4

5

6 Table 23: Clinical evidence profile: CBT (web/written) versus usual care: children and young people, severity mixed or unclear

Quality assessment							No of patients		Effect		Quality	Importance
No of studies	Design	Risk of bias	Inconsistency	Indirectness	Imprecision	Other considerations	CBT (web/written) versus no treatment/wait list control/usual care	Control	Relative (95% CI)	Absolute		
General symptom scales (follow-up 6 months; assessed with: Self rated improvement completely recovered or much better)												
1	randomised trials	serious ¹	no serious inconsistency	serious ²	no serious imprecision	none	52/67 (77.6%)	26.6%	RR 2.92 (1.91 to 4.48)	511 more per 1000 (from 242 more to 926 more)	⊕⊕○○ LOW	CRITICAL
Fatigue/fatigability (Fatigue severity (CIS-20)) (follow-up 6 months; range of scores: 8-56; Better indicated by lower values)												

1	randomised trials	serious ¹	no serious inconsistency	serious ²	no serious imprecision	none	67	64	-	MD 18.3 lower (22.84 to 13.76 lower)	⊕⊕⊕ LOW	CRITICAL
Physical functioning (Child health questionnaire physical functioning) (follow-up 6 months; range of scores: 0-100; Better indicated by higher values)												
1	randomised trials	serious ¹	no serious inconsistency	serious ²	no serious imprecision	none	67	64	-	MD 18.4 higher (12.97 to 23.83 higher)	⊕⊕⊕ LOW	CRITICAL
Adverse events (serious adverse events) (follow-up 6 months)												
1	randomised trials	serious ¹	no serious inconsistency	serious ²	serious ³	none	0/67 (0%)	0%	RD 0 (-0.03 to 0.03)	0 more per 1000 (from 30 fewer to 30 more)	⊕⊕⊕ VERY LOW	CRITICAL
Return to school or work (mean school attendance @ 6 months) (follow-up 6 months; range of scores: 0-100; Better indicated by higher values)												
1	randomised trials	serious ¹	no serious inconsistency	serious ²	no serious imprecision	none	67	64	-	MD 32.6 higher (21.66 to 43.54 higher)	⊕⊕⊕ LOW	CRITICAL

- 1 ¹ Downgraded by 1 increment if the majority of the evidence was at high risk of bias and downgraded by 2 increments if the majority of the evidence was at very high risk of bias.
 2 ² The majority of the evidence included an indirect population (downgraded by one increment) or a very indirect population (downgraded by two increments): 1. 1994 CDC criteria used; PEM is not a compulsory feature
 3 ³ Zero events in both arms - downgraded by 1 increment if the sample size is between 70 and 350, and downgraded by 2 increments if the sample size is <70

5 **Table 24: Clinical evidence profile: CBT (individual face-to-face) + biofeedback versus usual care: children and young people, severity mixed or unclear**
 6

Quality assessment							No of patients		Effect		Quality	Importance
No of studies	Design	Risk of bias	Inconsistency	Indirectness	Imprecision	Other considerations	CBT + biofeedback (individual face-to-face) versus no treatment/wait list control/usual care	Control	Relative (95% CI)	Absolute		
Fatigue (Fatigue Assessment Scale %) (follow-up 18 months; range of scores: 0-100; Better indicated by lower values)												

1	randomised trials	very serious ¹	no serious inconsistency	serious ²	no serious imprecision	none	50	42	-	MD 14.3 lower (18.72 to 9.88 lower)	⊕○○○ VERY LOW	CRITICAL
Return to school or work (School attendance hours/month) (follow-up 18 months; Better indicated by higher values)												
1	randomised trials	very serious ¹	no serious inconsistency	serious ²	no serious imprecision	none	50	42	-	MD 26.2 higher (17.62 to 34.78 higher)	⊕○○○ VERY LOW	CRITICAL

- 1 ¹ Downgraded by 1 increment if the majority of the evidence was at high risk of bias, and downgraded by 2 increments if the majority of the evidence was at very high risk of bias
- 2 ² The majority of the evidence included an indirect population (downgraded by one increment) or a very indirect population (downgraded by two increments): 1. 1994 CDC criteria used; PEM is not a compulsory feature
- 3
- 4

5 **Other psychological interventions**

6 **Table 25: Clinical evidence profile: Education and support groups versus usual care: adults, severity mixed or unclear**

Quality assessment							No of patients		Effect		Quality	Importance
No of studies	Design	Risk of bias	Inconsistency	Indirectness	Imprecision	Other considerations	Education/support group	Usual care	Relative (95% CI)	Absolute		
Quality of life (SF36 physical) (follow-up 6-12 months; measured with: Pooled 6 and 12 months data.; range of scores: 0-100; Better indicated by higher values)												
1	randomised trials	serious ¹	no serious inconsistency	serious ²	no serious imprecision	none	50	51	-	MD 1.23 lower (3.52 lower to 1.06 higher)	⊕⊕○○ LOW	CRITICAL
Quality of life (SF36 mental) (follow-up 6-12 months; measured with: Pooled 6 and 12 months data.; range of scores: 0-100; Better indicated by higher values)												
1	randomised trials	serious ¹	no serious inconsistency	serious ²	no serious imprecision	none	50	51	-	MD 1.19 higher (2.26 lower to 4.64 higher)	⊕⊕○○ LOW	CRITICAL
Quality of life (Health status (HUI3)) (follow-up 6-12 months; measured with: Pooled 6 and 12 months data.; range of scores: -0.36-1; Better indicated by higher values)												
1	randomised trials	serious ¹	no serious inconsistency	serious ²	no serious imprecision	none	50	51	-	MD 0.01 higher (0.08 lower to 0.09 higher)	⊕⊕○○ LOW	CRITICAL

Fatigue (Chalder fatigue score) (follow-up 6-12 months; measured with: Pooled 6 and 12 months data.; range of scores: 0-33; Better indicated by lower values)												
1	randomised trials	serious ¹	no serious inconsistency	serious ²	no serious imprecision ³	none	50	51	-	MD 0.55 higher (1.56 lower to 2.66 higher)	⊕⊕○○ LOW	CRITICAL
Cognitive function (total words recalled) (follow-up 6-12 months; measured with: Pooled 6 and 12 months data.; Better indicated by higher values)												
1	randomised trials	serious ¹	no serious inconsistency	serious ²	no serious imprecision ³	none	50	51	-	MD 0.08 lower (1.2 lower to 1.05 higher)	⊕⊕○○ LOW	CRITICAL
Cognitive function (correct words) (follow-up 6-12 months; measured with: Pooled 6 and 12 months data.; Better indicated by higher values)												
1	randomised trials	serious ¹	no serious inconsistency	serious ²	no serious imprecision ³	none	50	51	-	MD 0.04 lower (1.14 lower to 1.05 higher)	⊕⊕○○ LOW	CRITICAL
Cognitive function (reaction time) (follow-up 6-12 months; measured with: Pooled 6 and 12 months data.; Better indicated by lower values)												
1	randomised trials	serious ¹	no serious inconsistency	serious ²	no serious imprecision	none	50	51	-	MD 0.95 higher (0.87 to 1.03 higher)	⊕⊕○○ LOW	CRITICAL
Psychological status (HADS anxiety) (follow-up 6-12 months; measured with: Pooled 6 and 12 months data.; range of scores: 0-21; Better indicated by lower values)												
1	randomised trials	serious ¹	no serious inconsistency	serious ²	no serious imprecision	none	50	51	-	MD 0.95 higher (0.87 to 1.03 higher)	⊕⊕○○ LOW	CRITICAL
Psychological status (HADS depression) (follow-up 6-12 months; measured with: Pooled 6 and 12 months data.; range of scores: 0-21; Better indicated by lower values)												
1	randomised trials	serious ¹	no serious inconsistency	serious ²	no serious imprecision	none	50	51	-	MD 0.43 lower (0.56 to 0.3 lower)	⊕⊕○○ LOW	CRITICAL
Psychological status (General health Questionnaire) (follow-up 6-12 months; measured with: Pooled 6 and 12 months data.; range of scores: 0-36; Better indicated by lower values)												
1	randomised trials	serious ¹	no serious inconsistency	serious ²	no serious imprecision	none	50	51	-	MD 0.41 lower (2.8 lower to 1.98 higher)	⊕⊕○○ LOW	CRITICAL
Exercise performance measure (Normal walking speed) (follow-up 6-12 months; measured with: Pooled 6 and 12 months data.; Better indicated by higher values)												
1	randomised trials	serious ¹	no serious inconsistency	serious ²	no serious imprecision	none	50	51	-	MD 1.06 higher (0.37 lower to 2.49 higher)	⊕⊕○○ LOW	CRITICAL
Exercise performance measure (Shuttles walked) (follow-up 6-12 months; measured with: Pooled 6 and 12 months data.; Better indicated by higher values)												

1	randomised trials	serious ¹	no serious inconsistency	serious ²	no serious imprecision	none	50	51	-	MD 1.04 higher (0.86 to 1.22 higher)	⊕⊕⊕⊕ LOW	CRITICAL
Exercise performance measure (Perceived fatigue - modified Borg scale) (follow-up 6-12 months; measured with: Pooled 6 and 12 months data.; range of scores: 0-10; Better indicated by lower values)												
1	randomised trials	serious ¹	no serious inconsistency	serious ²	no serious imprecision	none	50	51	-	MD 0.99 higher (0.87 to 1.11 higher)	⊕⊕⊕⊕ LOW	CRITICAL

- 1 ¹ Downgraded by 1 increment if the majority of the evidence was at high risk of bias, and downgraded by 2 increments if the majority of the evidence was at very high risk of bias
- 2 ² The majority of the evidence included an indirect population (downgraded by one increment) or a very indirect population (downgraded by two increments): 1. 1994 CDC criteria used; PEM is not a compulsory feature
- 3 ³ Downgraded by 1 increment if the confidence interval crossed one MID or by 2 increments if the confidence interval crossed both MIDs

5 Table 26: Clinical evidence profile: Cognitive therapy versus relaxation: adults, moderate severity

Quality assessment							No of patients		Effect		Quality	Importance
No of studies	Design	Risk of bias	Inconsistency	Indirectness	Imprecision	Other considerations	Cognitive therapy	Relaxation	Relative (95% CI)	Absolute		
Quality of life (Quality of Life Scale) (follow-up 12 months; range of scores: 16-112; Better indicated by higher values)												
1	randomised trials	very serious ¹	no serious inconsistency	serious ²	serious ³	none	28	28	-	MD 0.52 higher (7.81 lower to 8.85 higher)	⊕⊕⊕⊕ VERY LOW	CRITICAL
General symptom scales (self-rated global impression of change improved/much improved/very much improved) (follow-up 12 months)												
1	randomised trials	very serious ¹	no serious inconsistency	serious ²	serious ³	none	18/28 (64.3%)	46.4%	RR 1.38 (0.85 to 2.25)	176 more per 1000 (from 70 fewer to 580 more)	⊕⊕⊕⊕ VERY LOW	CRITICAL
Fatigue (Fatigue Severity Scale) (follow-up 12 months; range of scores: 1-7; Better indicated by lower values)												
1	randomised trials	very serious ¹	no serious inconsistency	serious ²	serious ³	none	28	28	-	MD 0.25 higher (0.29 lower to 0.79 higher)	⊕⊕⊕⊕ VERY LOW	CRITICAL
Physical functioning (SF36 physical functioning) (follow-up 12 months; range of scores: 0-100; Better indicated by higher values)												

1	randomised trials	very serious ¹	no serious inconsistency	serious ²	very serious ³	none	28	28	-	MD 0.11 lower (13.62 lower to 13.4 higher)	⊕○○○ VERY LOW	CRITICAL
Psychological status (Beck depression inventory) (follow-up 12 months; range of scores: 0-63; Better indicated by lower values)												
1	randomised trials	very serious ¹	no serious inconsistency	serious ²	serious ³	none	28	28	-	MD 1.64 lower (6.23 lower to 2.95 higher)	⊕○○○ VERY LOW	CRITICAL
Psychological status (Beck Anxiety Inventory) (follow-up 12 months; range of scores: 0-63; Better indicated by lower values)												
1	randomised trials	very serious ¹	no serious inconsistency	serious ²	serious ³	none	28	28	-	MD 2.45 lower (6.96 lower to 2.06 higher)	⊕○○○ VERY LOW	CRITICAL
Return to school/work (employment) (follow-up 12 months)												
1	randomised trials	very serious ¹	no serious inconsistency	serious ²	very serious ³	none	16/28 (57.1%)	42.9%	RR 1.33 (0.78 to 2.28)	142 more per 1000 (from 94 fewer to 549 more)	⊕○○○ VERY LOW	CRITICAL
Exercise performance measure (6 minute walk) (follow-up 12 months; Better indicated by higher values)												
1	randomised trials	very serious ¹	no serious inconsistency	serious ²	serious ³	none	28	28	-	MD 84.17 higher (61.81 lower to 230.15 higher)	⊕○○○ VERY LOW	CRITICAL
Pain (Brief Pain Inventory - severity) (follow-up 12 months; range of scores: 0-10; Better indicated by lower values)												
1	randomised trials	very serious ¹	no serious inconsistency	serious ²	serious ³	none	28	28	-	MD 1.48 lower (2.54 to 0.42 lower)	⊕○○○ VERY LOW	CRITICAL

- 1 ¹ Downgraded by 1 increment if the majority of the evidence was at high risk of bias, and downgraded by 2 increments if the majority of the evidence was at very high risk of bias
2 ² The majority of the evidence included an indirect population (downgraded by one increment) or a very indirect population (downgraded by two increments): 1. 1994 CDC criteria used; PEM is not a compulsory feature
3 ³ Downgraded by 1 increment if the confidence interval crossed one MID or by 2 increments if the confidence interval crossed both MIDs

5 **Table 27: Clinical evidence profile: Buddy/mentor programme versus Wait-list: adults, severity mixed or unclear**

Quality assessment	No of patients	Effect	Quality	Importance
--------------------	----------------	--------	---------	------------

No of studies	Design	Risk of bias	Inconsistency	Indirectness	Imprecision	Other considerations	Buddy/mentor programme	Wait-list	Relative (95% CI)	Absolute		
Quality of Life (Quality of Life Index) (follow-up 12 months; range of scores: 0-30; Better indicated by higher values)												
1	randomised trials	serious ¹	no serious inconsistency	serious ²	serious ³	none	23	24	-	MD 1.1 higher (1.13 lower to 3.33 higher)	⊕○○○ VERY LOW	CRITICAL
General Symptom Scales (Chronic Fatigue Syndrome Symptom Rating Form) (follow-up 12 months; range of scores: 0-100; Better indicated by lower values)												
1	randomised trials	very serious ¹	no serious inconsistency	serious ²	serious ³	none	23	24	-	MD 0.9 lower (2.72 lower to 0.92 higher)	⊕○○○ VERY LOW	CRITICAL
Fatigue (Fatigue Severity Scale) (follow-up 4 months; range of scores: 1-63; Better indicated by lower values)												
1	randomised trials	very serious ¹	no serious inconsistency	serious ²	serious ³	none	15	15	-	MD 6.5 lower (12.13 to 0.87 lower)	⊕○○○ VERY LOW	CRITICAL
Physical Functioning (SF36 Physical Functioning) (follow-up 4 months; range of scores: 0-100; Better indicated by higher values)												
1	randomised trials	very serious ¹	no serious inconsistency	serious ²	serious ³	none	15	15	-	MD 6.4 higher (8.08 lower to 20.88 higher)	⊕○○○ VERY LOW	CRITICAL
Psychological Status (Perceived Stress Scale) (follow-up 4 months; range of scores: 0-16; Better indicated by lower values)												
1	randomised trials	very serious ¹	no serious inconsistency	serious ²	very serious ³	none	15	15	-	MD 0.2 lower (1.6 lower to 1.2 higher)	⊕○○○ VERY LOW	CRITICAL
Psychological Status (CORE-E - Overall Resource Gain) (follow-up 12 months; range of scores: 0-518; Better indicated by higher values)												
1	randomised trials	serious ¹	no serious inconsistency	serious ²	serious ³	none	23	24	-	MD 28.53 higher (7.86 lower to 64.92 higher)	⊕○○○ VERY LOW	CRITICAL
Psychological Status (CORE-E - Overall Resource Loss) (follow-up 12 months; range of scores: 0-518; Better indicated by lower values)												

1	randomised trials	serious ¹	no serious inconsistency	serious ²	serious ³	none	23	24	-	MD 15.91 lower (69.04 lower to 37.22 higher)	⊕○○○ VERY LOW	CRITICAL
---	-------------------	----------------------	--------------------------	----------------------	----------------------	------	----	----	---	--	------------------	----------

- 1 ¹ Downgraded by 1 increment if the majority of the evidence was at high risk of bias, and downgraded by 2 increments if the majority of the evidence was at very high risk of bias
2 ² The majority of the evidence included an indirect population (downgraded by one increment) or a very indirect population (downgraded by two increments): 1. 1994 CDC criteria used; PEM is not a compulsory feature
3 ³ Downgraded by 1 increment if the confidence interval crossed one MID or by 2 increments if the confidence interval crossed both MIDs

5 Table 28: Clinical evidence profile: Pragmatic rehabilitation versus Supportive listening: adults, severity mixed or unclear

Quality assessment							No of patients		Effect		Quality	Importance
No of studies	Design	Risk of bias	Inconsistency	Indirectness	Imprecision	Other considerations	Pragmatic rehabilitation	Supportive listening	Relative (95% CI)	Absolute		
Fatigue (Chalder Fatigue Scale 11-item) (follow-up 70 weeks; range of scores: 0-11; Better indicated by lower values)												
1	randomised trials	serious ¹	no serious inconsistency	serious ²	serious ³	none	81	90	-	MD 0.67 lower (1.71 lower to 0.37 higher)	⊕○○○ VERY LOW	CRITICAL
Physical Functioning (SF36 Physical Functioning) (follow-up 70 weeks; range of scores: 0-100; Better indicated by higher values)												
1	randomised trials	serious ¹	no serious inconsistency	serious ²	serious ³	none	81	90	-	MD 7.55 higher (0.47 lower to 15.57 higher)	⊕○○○ VERY LOW	CRITICAL
Psychological Status (Hospital Anxiety and Depression Scale sub scales) - Anxiety (follow-up 70 weeks; range of scores: 0-21; Better indicated by lower values)												
1	randomised trials	serious ¹	no serious inconsistency	serious ²	no serious imprecision	none	81	90	-	MD 0.08 lower (1.52 lower to 1.36 higher)	⊕⊕○○ LOW	CRITICAL
Psychological Status (Hospital Anxiety and Depression Scale sub scales) - Depression (follow-up 70 weeks; range of scores: 0-21; Better indicated by lower values)												
1	randomised trials	serious ¹	no serious inconsistency	serious ²	serious ³	none	81	90	-	MD 0.79 lower (2.13 lower to 0.55 higher)	⊕○○○ VERY LOW	CRITICAL

Sleep Quality (Jenkin's Sleep Scale) (follow-up 70 weeks; range of scores: 0-20; Better indicated by lower values)												
1	randomised trials	serious ¹	no serious inconsistency	serious ²	serious ³	none	81	90	-	MD 0.86 lower (2.56 lower to 0.84 higher)	⊕○○○ VERY LOW	CRITICAL

- 1 ¹ Downgraded by 1 increment if the majority of the evidence was at high risk of bias, and downgraded by 2 increments if the majority of the evidence was at very high risk of bias
- 2 ² The majority of the evidence included an indirect population (downgraded by one increment) or a very indirect population (downgraded by two increments): 1. Oxford criteria used; PEM is not a compulsory feature.
- 3 ³ Downgraded by 1 increment if the confidence interval crossed one MID or by 2 increments if the confidence interval crossed both MIDs

5 Table 29: Clinical evidence profile: Pragmatic rehabilitation versus Usual care: adults, severity mixed or unclear

Quality assessment							No of patients		Effect		Quality	Importance
No of studies	Design	Risk of bias	Inconsistency	Indirectness	Imprecision	Other considerations	Pragmatic rehabilitation	Usual care	Relative (95% CI)	Absolute		
Fatigue (Chalder Fatigue Scale 11-item) (follow-up 70 weeks; range of scores: 0-11; Better indicated by lower values)												
1	randomised trials	serious ¹	no serious inconsistency	serious ²	serious ³	none	81	86	-	MD 0.76 lower (1.74 lower to 0.22 higher)	⊕○○○ VERY LOW	CRITICAL
Physical Functioning (SF36 Physical Functioning) (follow-up 70 weeks; range of scores: 0-100; Better indicated by higher values)												
1	randomised trials ¹	serious ¹	no serious inconsistency	serious ²	serious ³	none	81	86	-	MD 3.44 higher (4.93 lower to 11.81 higher)	⊕○○○ VERY LOW	CRITICAL
Psychological Status (Hospital Anxiety and Depression Scale sub scales) - Anxiety (follow-up 70 weeks; range of scores: 0-21; Better indicated by lower values)												
1	randomised trials	serious ¹	no serious inconsistency	serious ²	no serious imprecision	none	81	85	-	MD 0.65 higher (0.89 lower to 2.19 higher)	⊕⊕○○ LOW	CRITICAL
Psychological Status (Hospital Anxiety and Depression Scale sub scales) - Depression (follow-up 70 weeks; range of scores: 0-21; Better indicated by lower values)												
1	randomised trials	serious ¹	no serious inconsistency	serious ²	no serious imprecision	none	81	85	-	MD 0.18 lower (1.58 lower to 1.22 higher)	⊕⊕○○ LOW	CRITICAL

Sleep Quality (Jenkin's Sleep Scale) (follow-up 70 weeks; range of scores: 0-20; Better indicated by lower values)												
1	randomised trials	serious ¹	no serious inconsistency	serious ²	no serious imprecision	none	81	86	-	MD 0.31 lower (1.97 lower to 1.35 higher)	⊕⊕⊕⊕ LOW	CRITICAL
Exercise Performance Measure (Step-Test) - Number of Steps Completed (follow-up 70 weeks; Better indicated by higher values)												
1	randomised trials	very serious ¹	no serious inconsistency	serious ²	no serious imprecision	none	42	29	-	MD 0.21 lower (1.56 lower to 1.14 higher)	⊕⊕⊕⊕ VERY LOW	CRITICAL
Exercise Performance Measure (Step-Test) - Time Taken to Complete Steps (follow-up 70 weeks; Better indicated by lower values)												
1	randomised trials	very serious ¹	no serious inconsistency	serious ²	serious ³	none	41	30	-	MD 4.77 lower (10.99 lower to 1.45 higher)	⊕⊕⊕⊕ VERY LOW	CRITICAL

- 1 ¹ Downgraded by 1 increment if the majority of the evidence was at high risk of bias, and downgraded by 2 increments if the majority of the evidence was at very high risk of bias² The majority of the evidence included an indirect population (downgraded by one increment) or a very indirect population (downgraded by two increments): 1. Oxford criteria used; PEM is not a compulsory feature
- 2 ² Downgraded by 1 increment if the confidence interval crossed one MID or by 2 increments if the confidence interval crossed both MIDs
- 3 ³ Downgraded by 1 increment if the confidence interval crossed one MID or by 2 increments if the confidence interval crossed both MIDs

4 Table 30: Clinical evidence profile: Supportive listening versus Usual care: adults, severity mixed or unclear

Quality assessment							No of patients		Effect		Quality	Importance
No of studies	Design	Risk of bias	Inconsistency	Indirectness	Imprecision	Other considerations	Supportive listening	Usual care	Relative (95% CI)	Absolute		
Fatigue (Chalder Fatigue Scale 11-item) (follow-up 70 weeks; range of scores: 0-11; Better indicated by lower values)												
1	randomised trials	serious ¹	no serious inconsistency	serious ²	very serious ³	none	90	86	-	MD 0.09 lower (0.97 lower to 0.79 higher)	⊕⊕⊕⊕ VERY LOW	CRITICAL
Physical Functioning (SF36 Physical Functioning) (follow-up 70 weeks; range of scores: 0-100; Better indicated by higher values)												
1	randomised trials	serious ¹	no serious inconsistency	serious ²	serious ³	none	90	86	-	MD 4.11 lower (12.06 lower to 3.84 higher)	⊕⊕⊕⊕ VERY LOW	CRITICAL

Psychological Status (Hospital Anxiety and Depression Scale sub scales) - Anxiety (follow-up 70 weeks; range of scores: 0-21; Better indicated by lower values)												
1	randomised trials	serious ¹	no serious inconsistency	serious ²	no serious imprecision	none	90	85	-	MD 0.03 lower (1.5 lower to 1.44 higher)	⊕⊕○○ LOW	CRITICAL
Psychological Status (Hospital Anxiety and Depression Scale sub scales) - Depression (follow-up 70 weeks; range of scores: 0-21; Better indicated by lower values)												
1	randomised trials	serious ¹	no serious inconsistency	serious ²	no serious imprecision	none	90	85	-	MD 0.61 higher (0.76 lower to 1.98 higher)	⊕⊕○○ LOW	CRITICAL
Sleep Quality (Jenkin's Sleep Scale) (follow-up 70 weeks; range of scores: 0-20; Better indicated by lower values)												
1	randomised trials	serious ¹	no serious inconsistency	serious ²	no serious imprecision	none	90	86	-	MD 0.55 higher (1.08 lower to 2.18 higher)	⊕⊕○○ LOW	CRITICAL

- 1 ¹ Downgraded by 1 increment if the majority of the evidence was at high risk of bias, and downgraded by 2 increments if the majority of the evidence was at very high risk of bias
- 2 ² The majority of the evidence included an indirect population (downgraded by one increment) or a very indirect population (downgraded by two increments): 1. Oxford criteria used; PEM is not a compulsory feature
- 3 ³ Downgraded by 1 increment if the confidence interval crossed one MID or by 2 increments if the confidence interval crossed both MIDs

5 Table 31: Clinical evidence profile: Mindfulness and medical Qigong versus Usual care: adults, severity mixed or unclear

Quality assessment							No of patients		Effect		Quality	Importance
No of studies	Design	Risk of bias	Inconsistency	Indirectness	Imprecision	Other considerations	Mindfulness + Medical Qigong	Usual care	Relative (95% CI)	Absolute		
Quality of Life (SF36 Health Transition Score - Improvement) (follow-up 12 months)												
1	randomised trials	very serious ¹	no serious inconsistency	serious ²	very serious ³	none	13/28 (46.4%)	59.4%	RR 0.78 (0.48 to 1.28)	131 fewer per 1000 (from 309 fewer to 166 more)	⊕○○○ VERY LOW	CRITICAL

- 6 ¹ Downgraded by 1 increment if the majority of the evidence was at high risk of bias, and downgraded by 2 increments if the majority of the evidence was at very high risk of bias
- 7 ² The majority of the evidence included an indirect population (downgraded by one increment) or a very indirect population (downgraded by two increments): 1. 1994 CDC criteria used; PEM is not a compulsory feature.
- 8 ³ Downgraded by 1 increment if the confidence interval crossed one MID or by 2 increments if the confidence interval crossed both MIDs

1 Table 32: Clinical evidence profile: Mindfulness based cognitive therapy versus Wait-list: adults, severity mixed or unclear

Quality assessment							No of patients		Effect		Quality	Importance
No of studies	Design	Risk of bias	Inconsistency	Indirectness	Imprecision	Other considerations	Mindfulness based cognitive therapy	Wait-list	Relative (95% CI)	Absolute		
Fatigue (Chalder Fatigue Scale) (follow-up 2 to 4 months; SMD used as two different scales combined; Better indicated by lower values)												
2	randomised trials	serious ¹	no serious inconsistency	serious ²	serious ³	none	24	27	-	SMD 0.46 lower (1.02 lower to 0.1 higher)	⊕000 VERY LOW	CRITICAL
Physical Functioning (SF36 Physical Functioning) (follow-up 2 to 4 months; range of scores: 0-100; Better indicated by higher values)												
2	randomised trials	serious ¹	no serious inconsistency	serious ²	serious ³	none	25	27	-	MD 7.46 higher (5.81 lower to 20.72 higher)	⊕000 VERY LOW	CRITICAL
Psychological Status (Hospital Anxiety and Depression scale sub scales) - Anxiety (follow-up 2 to 4 months; range of scores: 0-21; Better indicated by lower values)												
2	randomised trials	serious ¹	no serious inconsistency	serious ²	serious ³	none	25	27	-	MD 0.84 lower (3.14 lower to 1.47 higher)	⊕000 VERY LOW	CRITICAL
Psychological Status (Hospital Anxiety and Depression scale sub scales) - Depression (follow-up 2 to 4 months; range of scores: 0-21; Better indicated by lower values)												
2	randomised trials	serious ¹	no serious inconsistency	serious ²	serious ³	none	25	27	-	MD 1.71 lower (3.62 lower to 0.2 higher)	⊕000 VERY LOW	CRITICAL
Adverse Events (Substantive Adverse Events) (assessed with: NO CLINICALLY IMPORTANT DIFFERENCE)												
1	randomised trials	serious ¹	no serious inconsistency	serious ²	very serious imprecision ⁴	none	0/18 (0%)	0%	RD 0.00 (-0.1 to 0.1)	0 more per 1000 (from 100 fewer to 100 more)	⊕000 VERY LOW	CRITICAL
Return to School/Work (Work and Social Adjustment Scale) (follow-up 4 months; range of scores: 0-40; Better indicated by lower values)												

1	randomised trials	serious ¹	no serious inconsistency	serious ²	serious ³	none	16	19	-	MD 5.8 lower (11.72 lower to 0.12 higher)	⊕○○○ VERY LOW	CRITICAL
---	-------------------	----------------------	--------------------------	----------------------	----------------------	------	----	----	---	---	------------------	----------

- 1 ¹ Downgraded by 1 increment if the majority of the evidence was at high risk of bias, and downgraded by 2 increments if the majority of the evidence was at very high risk of bias
- 2 ² The majority of the evidence included an indirect population (downgraded by one increment) or a very indirect population (downgraded by two increments): 1. 1994 CDC/Oxford criteria used; PEM is not a compulsory feature.
- 3 ³ Downgraded by 1 increment if the confidence interval crossed one MID or by 2 increments if the confidence interval crossed both MIDs
- 4 ⁴ Zero events in both arms - downgraded by 1 increment if the sample size is between 70 and 350, and downgraded by 2 increments if the sample size is <70

6 **Table 33: Clinical evidence profile: Focused group therapy versus Wait-list: adults, severity mixed or unclear**

Quality assessment							No of patients		Effect		Quality	Importance
No of studies	Design	Risk of bias	Inconsistency	Indirectness	Imprecision	Other considerations	Focused group therapy	Wait-list	Relative (95% CI)	Absolute		
Quality of Life (Gothenburg Quality of Life Scale) (follow-up 5 months; range of scores: 18-126; Better indicated by higher values)												
1	randomised trials	very serious ¹	no serious inconsistency	serious ²	very serious ³	none	7	6	-	MD 1.7 lower (17.59 lower to 14.19 higher)	⊕○○○ VERY LOW	CRITICAL
1	randomised trials	very serious ¹	no serious inconsistency	serious ²	very serious ³	none	7	6	-	MD 1.3 higher (1.1 lower to 3.7 higher)	⊕○○○ VERY LOW	CRITICAL

- 7 ¹ Downgraded by 1 increment if the majority of the evidence was at high risk of bias, and downgraded by 2 increments if the majority of the evidence was at very high risk of bias
- 8 ² The majority of the evidence included an indirect population (downgraded by one increment) or a very indirect population (downgraded by two increments): 1. 1994 CDC criteria used; PEM is not a compulsory feature
- 9 ³ Downgraded by 1 increment if the confidence interval crossed one MID or by 2 increments if the confidence interval crossed both MIDs

11 **Table 34: Clinical evidence profile: The Lightning Process and specialist medical care versus specialist medical care: children and young people, moderate severity**

Quality assessment	No of patients	Effect	Quality	Importance
--------------------	----------------	--------	---------	------------

No of studies	Design	Risk of bias	Inconsistency	Indirectness	Imprecision	Other considerations	The Lightning Process + Specialist medical care (SMC)	SMC	Relative (95% CI)	Absolute		
Fatigue (Chalder Fatigue Scale) (follow-up 12 months; range of scores: 0-33; Better indicated by lower values)												
1	randomised trials	serious ¹	no serious inconsistency	no serious indirectness	serious ²	none	42	38	-	MD 4 lower (7.25 to 0.75 lower)	⊕⊕⊕⊕ LOW	CRITICAL
Physical Functioning (SF36 Physical Functioning) (follow-up 12 months; range of scores: 0-100; Better indicated by higher values)												
1	randomised trials	serious ¹	no serious inconsistency	no serious indirectness	serious ²	none	42	38	-	MD 18.6 higher (6.85 to 30.35 higher)	⊕⊕⊕⊕ LOW	CRITICAL
Psychological Status (Spence Children's Anxiety Scale) (follow-up 12 months; range of scores: 0-114; Better indicated by lower values)												
1	randomised trials	very serious ¹	no serious inconsistency	no serious indirectness	serious ²	none	31	27	-	MD 14.5 lower (22.35 to 6.65 lower)	⊕⊕⊕⊕ VERY LOW	CRITICAL
Psychological Status (Hospital Anxiety and Depression Scale sub scales) - Anxiety (follow-up 12 months; range of scores: 0-21; Better indicated by lower values)												
1	randomised trials	very serious ¹	no serious inconsistency	no serious indirectness	serious ²	none	33	27	-	MD 2.6 lower (4.75 to 0.45 lower)	⊕⊕⊕⊕ VERY LOW	CRITICAL
Psychological Status (Hospital Anxiety and Depression Scale sub scales) - Depression (follow-up 12 months; range of scores: 0-21; Better indicated by lower values)												
1	randomised trials	very serious ¹	no serious inconsistency	no serious indirectness	serious ²	none	33	27	-	MD 1.8 lower (3.45 to 0.15 lower)	⊕⊕⊕⊕ VERY LOW	CRITICAL
Pain (Visual Analogue Scale) (follow-up 12 months; range of scores: 0-100; Better indicated by lower values)												
1	randomised trials	very serious ¹	no serious inconsistency	no serious indirectness	serious ²	none	32	27	-	MD 6.5 lower (19.45 lower to 6.45 higher)	⊕⊕⊕⊕ VERY LOW	CRITICAL
Return to School/Work (School/College Attendance in the Previous Week) (follow-up 12 months; Better indicated by lower values)												
1	randomised trials	very serious ¹	no serious inconsistency	no serious indirectness	serious ²	none	34	36	-	MD 1 higher (0.2 to 1.8 higher)	⊕⊕⊕⊕ VERY LOW	CRITICAL

1 ¹ Downgraded by 1 increment if the majority of the evidence was at high risk of bias, and downgraded by 2 increments if the majority of the evidence was at very high risk of bias

2 ² Downgraded by 1 increment if the confidence interval crossed one MID or by 2 increments if the confidence interval crossed both MIDs

3

4 **Exercise interventions**

5 **Graded exercise therapy**

6 **Table 35: Clinical evidence profile: Graded exercise therapy versus standard care: adults, severity mixed or unclear**

Quality assessment							No of patients		Effect		Quality	Importance
No of studies	Design	Risk of bias	Inconsistency	Indirectness	Imprecision	Other considerations	GET versus standard care	Control	Relative (95% CI)	Absolute		
Quality of life (EQ5D) (follow-up 52 weeks; range of scores: -0.594-1; Better indicated by higher values)												
1	randomised trials	serious ¹	no serious inconsistency	serious ²	no serious imprecision	none	143	151	-	MD 0.06 higher (0.01 lower to 0.13 higher)	⊕⊕⊕ LOW	CRITICAL
General symptom scales (patient reported global impression of change positive/much/very much better) (follow-up 12-42 weeks)												
2	randomised trials	very serious ¹	no serious inconsistency	no serious indirectness	serious ³	none	23/113 (20.4%)	9.3%	RR 2.2 (1.16 to 4.16)	112 more per 1000 (from 15 more to 294 more)	⊕⊕⊕ VERY LOW	CRITICAL
General symptom scales (clinical global impression of change positive vs. negative/minimal change) (follow-up 134 weeks)												
1	randomised trials	very serious ¹	no serious inconsistency	serious ²	very serious ³	none	61/127 (48%)	41.7%	OR 1.1 (0.6 to 2.02)	23 more per 1000 (from 117 fewer to 174 more)	⊕⊕⊕ VERY LOW	CRITICAL
Fatigue/fatigability (Chalder fatigue questionnaire) (follow-up 12 weeks; measured with: 0-33 and 0-42 scales; Better indicated by lower values)												
2	randomised trials	very serious ¹	no serious inconsistency	no serious indirectness	serious ³	none	119	123	-	SMD 0.66 lower (0.92 to 0.4 lower)	⊕⊕⊕ VERY LOW	CRITICAL
Fatigue/fatigability (Chalder fatigue questionnaire) (follow-up 134 weeks; range of scores: 0-33; Better indicated by lower values)												

1	randomised trials	very serious ¹	no serious inconsistency	serious ²	serious ³	none	127	115	-	MD 0.8 lower (2.8 lower to 1.2 higher)	⊕000 VERY LOW	CRITICAL
Physical functioning (SF36 physical function) (follow-up 12 weeks; range of scores: 0-100; Better indicated by higher values)												
2	randomised trials	very serious ¹	no serious inconsistency	no serious indirectness	serious ³	none	119	123	-	MD 7.68 higher (3.24 to 12.12 higher)	⊕000 VERY LOW	CRITICAL
Physical functioning (SF36 physical function) (follow-up 134 weeks; range of scores: 0-100; Better indicated by higher values)												
1	randomised trials	very serious ¹	no serious inconsistency	serious ²	serious ³	none	127	115	-	MD 2 higher (4 lower to 8 higher)	⊕000 VERY LOW	CRITICAL
Psychological status (Hospital Anxiety and Depression Scale - depression) (follow-up 12-52 weeks; range of scores: 0-21; Better indicated by lower values)												
2	randomised trials	very serious ¹	no serious inconsistency	serious	no serious imprecision	none	241	252	-	MD 1.15 lower (1.66 to 0.64 lower)	⊕000 VERY LOW	CRITICAL
Psychological status (Hospital Anxiety and Depression Scale - anxiety) (follow-up 12-52 weeks; range of scores: 0-21; Better indicated by lower values)												
2	randomised trials	very serious ¹	no serious inconsistency	serious ²	no serious imprecision	none	241	252	-	MD 1.04 lower (1.64 to 0.45 lower)	⊕000 VERY LOW	CRITICAL
Pain (numeric rating scale 0-4) - muscle pain (follow-up 52 weeks; range of scores: 0-4; Better indicated by lower values)												
1	randomised trials	very serious ¹	no serious inconsistency	serious ²	serious ³	none	144	149	-	MD 0.42 lower (0.73 to 0.11 lower)	⊕000 VERY LOW	CRITICAL
Pain (numeric rating scale 0-4) - joint pain (follow-up 52 weeks; range of scores: 0-4; Better indicated by lower values)												
1	randomised trials	very serious ¹	no serious inconsistency	serious ²	no serious imprecision	none	144	151	-	MD 0.26 lower (0.58 lower to 0.06 higher)	⊕000 VERY LOW	CRITICAL
Sleep quality (Jenkins sleep scale) (follow-up 52 weeks; range of scores: 0-20; Better indicated by lower values)												

1	randomised trials	serious ¹	no serious inconsistency	serious ²	no serious imprecision	none	144	151	-	MD 1.4 lower (2.3 to 0.5 lower)	⊕⊕○○ LOW	CRITICAL
Adverse events (non-serious) (follow-up 12-52 weeks)												
2	randomised trials	serious ¹	no serious inconsistency	serious ^{2,4}	no serious imprecision	none	176/257 (68.5%)	65.9%	RR 1.03 (0.94 to 1.12)	20 more per 1000 (from 40 fewer to 79 more)	⊕⊕○○ LOW	CRITICAL
Adverse events (serious) (follow-up 12-52 weeks)												
2	randomised trials	serious ¹	no serious inconsistency	very serious ^{2,4}	very serious ³	none	14/257 (5.4%)	2%	RR 1.56 (0.69 to 3.54)	11 more per 1000 (from 6 fewer to 51 more)	⊕○○○ VERY LOW	CRITICAL
Adverse events (adverse reactions) (follow-up 12 weeks)												
1	randomised trials	serious ¹	serious ⁵	serious ²	no serious imprecision	none	2/257 (0.78%)	0%	RD 0 (-0.02 to 0.02)	0 more per 1000 (from 20 fewer to 20 more)	⊕○○○ VERY LOW	CRITICAL
Activity levels (International Physical Activity Questionnaire high vs. low/moderate level of activity prev week) (follow-up 12 weeks)												
1	randomised trials	very serious ¹	no serious inconsistency	no serious indirectness	no serious imprecision	none	29/97 (29.9%)	20.2%	OR 3.2 (1.8 to 5.69)	246 more per 1000 (from 111 more to 388 more)	⊕⊕○○ LOW	CRITICAL
Return to school/work (Work and Social Adjustment Scale) (follow-up 12 weeks; range of scores: 0-40; Better indicated by lower values)												
1	randomised trials	very serious ¹	no serious inconsistency	no serious indirectness	serious ³	none	97	102	-	MD 1.9 lower (3.7 to 0.1 lower)	⊕○○○ VERY LOW	CRITICAL
Return to school/work (Work and social adjustment scale) (follow-up 134 weeks; range of scores: 0-40; Better indicated by lower values)												
1	randomised trials	very serious ¹	no serious inconsistency	serious ²	no serious imprecision	none	126	115	-	MD 0.8 lower (3.2 lower to 1.6 higher)	⊕○○○ VERY LOW	CRITICAL
Exercise performance measure (6 minute walk) (follow-up 52 weeks; Better indicated by higher values)												
1	randomised trials	very serious ¹	no serious inconsistency	serious ²	serious ³	none	110	118	-	MD 35.3 higher (16.84 to 53.76 higher)	⊕○○○ VERY LOW	CRITICAL

Exercise performance measure (VO2 peak/aerobic capacity) (follow-up 12 weeks; Better indicated by higher values)												
3	randomised trials	very serious ¹	no serious inconsistency	serious ²	serious ³	none	42	42	-	MD 2.02 higher (0.33 lower to 4.36 higher)	⊕○○○ VERY LOW	CRITICAL
Exercise performance measure (Peak power) (follow-up 12 weeks; Better indicated by higher values)												
2	randomised trials	very serious ¹	no serious inconsistency	serious ²	serious ³	none	28	30	-	MD 7.54 higher (9.48 lower to 24.56 higher)	⊕○○○ VERY LOW	CRITICAL
Exercise performance measure (Elapsed exercise test time - cycle ergometer) (follow-up 12 weeks; Better indicated by higher values)												
1	randomised trials	serious ¹	no serious inconsistency	serious ²	very serious ³	none	8	8	-	MD 0.6 higher (2.5 lower to 3.7 higher)	⊕○○○ VERY LOW	CRITICAL
Exercise performance measure (VEpeak) (follow-up 12 weeks; Better indicated by higher values)												
1	randomised trials	very serious ¹	no serious inconsistency	serious ²	serious ³	none	8	8	-	MD 8 higher (5.72 lower to 21.72 higher)	⊕○○○ VERY LOW	CRITICAL

- 1 ¹ Downgraded by 1 increment if the majority of the evidence was at high risk of bias, and downgraded by 2 increments if the majority of the evidence was at very high risk of bias
- 2 ² The majority of the evidence included an indirect population (downgraded by one increment) or a very indirect population (downgraded by two increments): 1. Oxford or CDC 1994 criteria used;
- 3 PEM is not a compulsory feature
- 4 ³ Downgraded by 1 increment if the confidence interval crossed one MID or by 2 increments if the confidence interval crossed both MIDs
- 5 ⁴ Downgraded by 1 or 2 increments because the majority of the evidence was based on indirect outcomes
- 6 ⁵ Downgraded by 1 increment because 1 study reported zero events in either arm

7 Table 36: Clinical evidence profile: Graded exercise therapy versus flexibility/relaxation treatment: adults, severity mixed or unclear

Quality assessment							No of patients		Effect		Quality	Importance
No of studies	Design	Risk of bias	Inconsistency	Indirectness	Imprecision	Other considerations	GET versus Flexibility/relaxation treatment	Control	Relative (95% CI)	Absolute		
General symptom scales (Clinical global impression of change - much or very much better) (follow-up 12-16 weeks)												

2	randomised trials	very serious ¹	no serious inconsistency	serious ²	serious ³	none	35/61 (57.4%)	34%	RR 1.68 (1.11 to 2.54)	231 more per 1000 (from 37 more to 524 more)	⊕000 VERY LOW	CRITICAL
Fatigue/fatiguability (Chalder fatigue scale total) (follow-up 12 weeks; range of scores: 0-42; Better indicated by lower values)												
1	randomised trials	serious ¹	no serious inconsistency	serious ²	serious ³	none	29	30	-	MD 6.9 lower (11.08 to 2.72 lower)	⊕000 VERY LOW	CRITICAL
Fatigue/fatiguability (Chalder fatigue scale sub scales) - Mental (follow-up 16 weeks; range of scores: 0-21; Better indicated by lower values)												
1	randomised trials	very serious ¹	no serious inconsistency	serious ²	serious ³	none	32	29	-	MD 0.3 lower (1.29 lower to 0.69 higher)	⊕000 VERY LOW	CRITICAL
Fatigue/fatiguability (Chalder fatigue scale sub scales) - Physical (follow-up 16 weeks; range of scores: 0-21; Better indicated by lower values)												
1	randomised trials	serious ¹	no serious inconsistency	serious ²	serious ³	none	32	29	-	MD 1.5 lower (3.34 lower to 0.34 higher)	⊕000 VERY LOW	CRITICAL
Physical function (SF36 physical function) (follow-up 12 weeks; range of scores: 0-100; Better indicated by higher values)												
1	randomised trials	serious ¹	no serious inconsistency	serious ²	serious ³	none	29	30	-	MD 14 higher (3.7 to 24.3 higher)	⊕000 VERY LOW	CRITICAL
Cognitive function (Stroop test) - 82 questions (follow-up 16 weeks; Better indicated by higher values)												
1	randomised trials	very serious ¹	no serious inconsistency	serious ²	serious ³	none	32	29	-	MD 8.3 higher (0.38 to 16.22 higher)	⊕000 VERY LOW	CRITICAL
Cognitive function (Stroop test) - 95 questions (follow-up 16 weeks; Better indicated by higher values)												
1	randomised trials	very serious ¹	no serious inconsistency	serious ²	serious ³	none	32	29	-	MD 14.4 higher (0.22 to 28.58 higher)	⊕000 VERY LOW	CRITICAL
Psychological status (Hospital Anxiety and Depression Scale - depression) (follow-up 16 weeks; range of scores: 0-21; Better indicated by lower values)												

1	randomised trials	serious ¹	no serious inconsistency	serious ²	serious ³	none	32	29	-	MD 1.7 lower (3.25 to 0.15 lower)	⊕○○○ VERY LOW	CRITICAL
Psychological status (Hospital Anxiety and Depression Scale - anxiety) (follow-up 16 weeks; range of scores: 0-21; Better indicated by lower values)												
1	randomised trials	very serious ¹	no serious inconsistency	serious ²	serious ³	none	32	29	-	MD 2.1 lower (4.08 to 0.12 lower)	⊕○○○ VERY LOW	CRITICAL
Exercise performance measure (Treadmill walking test duration) (follow-up 12 weeks; Better indicated by higher values)												
1	randomised trials	no serious risk of bias	no serious inconsistency	serious ²	serious ³	none	29	30	-	MD 1.4 higher (0.34 lower to 3.14 higher)	⊕⊕○○ LOW	CRITICAL
Exercise performance measure (VO₂peak) (follow-up 4 weeks; Better indicated by higher values)												
1	randomised trials	serious ¹	no serious inconsistency	serious ²	serious ³	none	32	29	-	MD 2.7 higher (0.2 lower to 5.6 higher)	⊕○○○ VERY LOW	CRITICAL

- 1 ¹ Downgraded by 1 increment if the majority of the evidence was at high risk of bias, and downgraded by 2 increments if the majority of the evidence was at very high risk of bias
2 ² The majority of the evidence included an indirect population (downgraded by one increment) or a very indirect population (downgraded by two increments): 1. Oxford or CDC 1994 criteria used;
3 PEM is not a compulsory feature
4 ³ Downgraded by 1 increment if the confidence interval crossed one MID or by 2 increments if the confidence interval crossed both MIDs

**5 Table 37: Clinical evidence profile: Graded exercise therapy versus heart rate variability biofeedback therapy: adults, severity mixed
6 or unclear**

Quality assessment							No of patients		Effect		Quality	Importance
No of studies	Design	Risk of bias	Inconsistency	Indirectness	Imprecision	Other considerations	GET versus Heart rate variability biofeedback therapy	Control	Relative (95% CI)	Absolute		
Quality of life (SF36 physical component) (follow-up 5 months; range of scores: 0-100; Better indicated by higher values)												
1	randomised trials	very serious ¹	no serious inconsistency	serious ²	very serious ³	none	15	13	-	MD 0.5 lower (8.04 lower to 7.04 higher)	⊕○○○ VERY LOW	CRITICAL

Quality of life (SF36 mental component) (follow-up 5 months; range of scores: 0-100; Better indicated by higher values)												
1	randomised trials	serious ¹	no serious inconsistency	serious ²	serious ³	none	11	13	-	MD 12.7 lower (22.95 to 2.45 lower)	⊕○○○ VERY LOW	CRITICAL
Fatigue/fatiguability (Multidimensional Fatigue Inventory) (follow-up 5 months; range of scores: 20-100; Better indicated by lower values)												
1	randomised trials	very serious ¹	no serious inconsistency	serious ²	serious ³	none	11	13	-	MD 12 higher (3.27 lower to 27.27 higher)	⊕○○○ VERY LOW	CRITICAL
Psychological status (Patient Health Questionnaire-9) (follow-up 5 months; range of scores: 0-27; Better indicated by lower values)												
1	randomised trials	serious ¹	no serious inconsistency	serious ²	serious ³	none	11	13	-	MD 4.6 higher (0.67 to 8.53 higher)	⊕○○○ VERY LOW	CRITICAL

- 1 ¹ Downgraded by 1 increment if the majority of the evidence was at high risk of bias, and downgraded by 2 increments if the majority of the evidence was at very high risk of bias
- 2 ² The majority of the evidence included an indirect population (downgraded by one increment) or a very indirect population (downgraded by two increments): 1. CDC 1994 criteria used; PEM is not a compulsory feature
- 3 ³ Downgraded by 1 increment if the confidence interval crossed one MID or by 2 increments if the confidence interval crossed both MIDs

5 Table 38: Clinical evidence profile: Graded exercise therapy versus adaptive pacing therapy: adults, severity mixed or unclear

Quality assessment							No of patients		Effect		Quality	Importance
No of studies	Design	Risk of bias	Inconsistency	Indirectness	Imprecision	Other considerations	GET versus Adaptive pacing therapy	Control	Relative (95% CI)	Absolute		
Quality of life (EQ5D) (follow-up 52 weeks; range of scores: -0.594-1; Better indicated by higher values)												
1	randomised trials	serious ¹	no serious inconsistency	serious ²	no serious imprecision	none	143	148	-	MD 0.05 higher (0.02 lower to 0.12 higher)	⊕⊕○○ LOW	CRITICAL
General symptom scales (Clinical global impression of change positive vs. negative/minimal change) (follow-up 134 weeks)												

1	randomised trials	very serious ¹	no serious inconsistency	serious ²	serious ³	none	61/127 (48%)	38.1%	OR 1.4 (0.8 to 2.45)	82 more per 1000 (from 51 fewer to 220 more)	⊕○○○ VERY LOW	CRITICAL
Fatigue/fatigability (Chalder fatigue scale) (follow-up 134 weeks; range of scores: 0-33; Better indicated by lower values)												
1	randomised trials	very serious ¹	no serious inconsistency	serious ²	serious ³	none	159	159	-	MD 1.1 lower (3 lower to 0.8 higher)	⊕○○○ VERY LOW	CRITICAL
Physical functioning (SF36 physical function) (follow-up 134 weeks; range of scores: 0-100; Better indicated by higher values)												
1	randomised trials	very serious ¹	no serious inconsistency	serious ²	serious ³	none	127	118	-	MD 5.6 higher (0.3 lower to 11.5 higher)	⊕○○○ VERY LOW	CRITICAL
Psychological status (Hospital anxiety and depression scale - depression) (follow-up 52 weeks; range of scores: 0-21; Better indicated by lower values)												
1	randomised trials	serious ¹	no serious inconsistency	serious ²	no serious imprecision	none	144	149	-	MD 0.5 lower (1.23 lower to 0.23 higher)	⊕⊕○○ LOW	CRITICAL
Psychological status (Hospital anxiety and depression scale - anxiety) (follow-up 52 weeks; range of scores: 0-21; Better indicated by lower values)												
1	randomised trials	serious ¹	no serious inconsistency	serious ²	no serious imprecision	none	144	149	-	MD 0.3 lower (1.17 lower to 0.57 higher)	⊕⊕○○ LOW	CRITICAL
Pain (NRS 0-4) - muscle pain (follow-up 52 weeks; range of scores: 0-4; Better indicated by lower values)												
1	randomised trials	very serious ¹	no serious inconsistency	serious ²	no serious imprecision	none	144	151	-	MD 0.38 lower (0.7 to 0.06 lower)	⊕○○○ VERY LOW	CRITICAL
Pain (NRS 0-4) - joint pain (follow-up 52 weeks; range of scores: 0-4; Better indicated by lower values)												
1	randomised trials	very serious ¹	no serious inconsistency	serious ²	no serious imprecision	none	144	149	-	MD 0.36 lower (0.68 to 0.04 lower)	⊕○○○ VERY LOW	CRITICAL
Sleep quality (Jenkins sleep scale) (follow-up 52 weeks; Better indicated by lower values)												
1	randomised trials	serious ¹	no serious inconsistency	serious ²	no serious imprecision	none	144	150	-	MD 1.3 lower (2.22 to 0.38 lower)	⊕⊕○○ LOW	CRITICAL

Adverse events (non-serious) (follow-up 52 weeks)												
1	randomised trials	serious ¹	no serious inconsistency	very serious ^{2,4}	no serious imprecision	none	149/160 (93.1%)	95.6%	RR 0.97 (0.92 to 1.03)	29 fewer per 1000 (from 76 fewer to 29 more)	⊕○○○ VERY LOW	CRITICAL
Adverse events (serious) (follow-up 52 weeks)												
1	randomised trials	serious ¹	no serious inconsistency	very serious ^{2,4}	very serious ³	none	13/160 (8.1%)	9.4%	RR 0.86 (0.42 to 1.75)	13 fewer per 1000 (from 55 fewer to 71 more)	⊕○○○ VERY LOW	CRITICAL
Adverse events (adverse reactions) (follow-up 52 weeks)												
1	randomised trials	serious ¹	no serious inconsistency	serious ²	very serious ³	none	2/160 (1.3%)	1.3%	RR 0.99 (0.14 to 6.97)	0 fewer per 1000 (from 11 fewer to 78 more)	⊕○○○ VERY LOW	CRITICAL
Return to school/work (Work and social adjustment scale) (follow-up 134 weeks; range of scores: 0-40; Better indicated by lower values)												
1	randomised trials	very serious ¹	no serious inconsistency	serious ²	serious ³	none	126	120	-	MD 2.1 lower (4.5 lower to 0.3 higher)	⊕○○○ VERY LOW	CRITICAL
Exercise performance measure (6 minute walk test) (follow-up 52 weeks; Better indicated by higher values)												
1	randomised trials	very serious ¹	no serious inconsistency	serious ²	serious ³	none	110	111	-	MD 41 higher (20.53 to 61.47 higher)	⊕○○○ VERY LOW	CRITICAL

- 1 ¹ Downgraded by 1 increment if the majority of the evidence was at high risk of bias, and downgraded by 2 increments if the majority of the evidence was at very high risk of bias
- 2 ² The majority of the evidence included an indirect population (downgraded by one increment) or a very indirect population (downgraded by two increments): 1. Oxford or criteria used; PEM is not a compulsory feature
- 3 ³ Downgraded by 1 increment if the confidence interval crossed one MID or by 2 increments if the confidence interval crossed both MIDs
- 4 ⁴ Downgraded by 1 or 2 increments because the majority of the evidence was based on an indirect outcome

6 **Table 39: Clinical evidence profile: Graded exercise therapy versus intermittent exercise: adults, severity mixed or unclear**

Quality assessment	No of patients	Effect	Quality	Importance
--------------------	----------------	--------	---------	------------

No of studies	Design	Risk of bias	Inconsistency	Indirectness	Imprecision	Other considerations	GET versus Intermittent Exercise (IE)	Control	Relative (95% CI)	Absolute		
Exercise performance measure (VO₂ peak/aerobic capacity) (follow-up 12 weeks; Better indicated by higher values)												
1	randomised trials	very serious ¹	no serious inconsistency	serious ²	very serious ³	none	8	8	-	MD 1.3 lower (6.89 lower to 4.29 higher)	⊕○○○ VERY LOW	CRITICAL
Exercise performance measure (Peak power) (follow-up 12 weeks; Better indicated by higher values)												
1	randomised trials	very serious ¹	no serious inconsistency	serious ²	very serious ³	none	8	8	-	MD 6.8 lower (20.11 lower to 6.51 higher)	⊕○○○ VERY LOW	CRITICAL
Exercise performance measure (Elapsed exercise test time - cycle ergometer) (follow-up 12 weeks; Better indicated by higher values)												
1	randomised trials	serious ¹	no serious inconsistency	serious ²	very serious ³	none	8	8	-	MD 1 lower (3.5 lower to 1.5 higher)	⊕○○○ VERY LOW	CRITICAL
Exercise performance measure (VE_{peak}) (follow-up 12 weeks; Better indicated by higher values)												
1	randomised trials	very serious ¹	no serious inconsistency	serious ²	very serious ³	none	8	8	-	MD 5.7 lower (18.04 lower to 6.64 higher)	⊕○○○ VERY LOW	CRITICAL

- 1 ¹ Downgraded by 1 increment if the majority of the evidence was at high risk of bias, and downgraded by 2 increments if the majority of the evidence was at very high risk of bias
2 ² The majority of the evidence included an indirect population (downgraded by one increment) or a very indirect population (downgraded by two increments): 1. CDC 1994 criteria used; PEM is not a compulsory feature
3 ³ Downgraded by 1 increment if the confidence interval crossed one MID or by 2 increments if the confidence interval crossed both MIDs

5 Table 40: Clinical evidence profile: Graded exercise therapy versus Activity diaries: adults, severity mixed or unclear

Quality assessment							No of patients		Effect		Quality	Importance
No of studies	Design	Risk of bias	Inconsistency	Indirectness	Imprecision	Other considerations	GET versus Activity diaries (exercise control)	Control	Relative (95% CI)	Absolute		

Fatigue (Chalder fatigue scale - change scores) (follow-up 6 months; Better indicated by lower values)												
1	randomised trials	very serious ¹	no serious inconsistency	serious ²	serious ³	none	34	34	-	MD 3 lower (7.67 lower to 1.67 higher)	⊕○○○ VERY LOW	CRITICAL
Psychological status (Hospital anxiety and depression scale - depression - change scores) (follow-up 6 months; range of scores: 0-21; Better indicated by lower values)												
1	randomised trials	very serious ¹	no serious inconsistency	serious ²	very serious ³	none	34	34	-	MD 0.1 higher (1.54 lower to 1.74 higher)	⊕○○○ VERY LOW	CRITICAL
Exercise performance measure (VO2 peak - change scores) (follow-up 6 months; Better indicated by higher values)												
1	randomised trials	very serious ¹	no serious inconsistency	serious ²	serious ³	none	34	34	-	MD 2.9 higher (0.27 to 5.53 higher)	⊕○○○ VERY LOW	CRITICAL

- 1 ¹ Downgraded by 1 increment if the majority of the evidence was at high risk of bias, and downgraded by 2 increments if the majority of the evidence was at very high risk of bias
- 2 ² The majority of the evidence included an indirect population (downgraded by one increment) or a very indirect population (downgraded by two increments): 1. Oxford criteria used; PEM is not a compulsory feature
- 3 ³ Downgraded by 1 increment if the confidence interval crossed one MID or by 2 increments if the confidence interval crossed both MIDs

5 Table 41: Clinical evidence profile: Graded exercise therapy versus standard care: age and severity mixed or unclear

Quality assessment							No of patients		Effect		Quality	Importance
No of studies	Design	Risk of bias	Inconsistency	Indirectness	Imprecision	Other considerations	GET versus standard care	Control	Relative (95% CI)	Absolute		
Fatigue/fatigability (Chalder fatigue questionnaire 0-11 scale) (follow-up 12 months; range of scores: 0-11; Better indicated by lower values)												
1	randomised trials	serious ¹	no serious inconsistency	serious ²	no serious imprecision	none	114	34	-	MD 6.83 lower (7.87 to 5.79 lower)	⊕⊕○○ LOW	CRITICAL
Physical functioning (SF36 physical function 10-30 scale) (follow-up 12 months; range of scores: 10-30; Better indicated by higher values)												
1	randomised trials	serious ¹	no serious inconsistency	serious ²	no serious imprecision	none	114	34	-	MD 7.86 higher (6.13 to 9.59 higher)	⊕⊕○○ LOW	CRITICAL

Psychological status (Hospital Anxiety and Depression Scale - depression) (follow-up 12 months; range of scores: 0-21; Better indicated by lower values)												
1	randomised trials	serious ¹	no serious inconsistency	serious ²	no serious imprecision	none	114	34	-	MD 5.76 lower (7.56 to 3.97 lower)	⊕⊕⊕⊕ LOW	CRITICAL
Sleep quality (Sleep problem questionnaire) (follow-up 12 months; range of scores: 0-20; Better indicated by lower values)												
1	randomised trials	serious ¹	no serious inconsistency	serious ²	serious ³	none	114	34	-	MD 4.02 lower (5.99 to 2.04 lower)	⊕⊕⊕⊕ VERY LOW	CRITICAL
Psychological status (Hospital Anxiety and Depression Scale - anxiety) (follow-up 12 months; range of scores: 0-21; Better indicated by lower values)												
1	randomised trials	serious ¹	no serious inconsistency	serious ²	serious ³	none	114	34	-	MD 3.01 lower (4.83 to 1.18 lower)	⊕⊕⊕⊕ VERY LOW	CRITICAL

- 1 ¹ Downgraded by 1 increment if the majority of the evidence was at high risk of bias, and downgraded by 2 increments if the majority of the evidence was at very high risk of bias
- 2 ² The majority of the evidence included an indirect population (downgraded by one increment) or a very indirect population (downgraded by two increments): 1.Oxford criteria used; PEM is not a compulsory feature
- 3 ³ Downgraded by 1 increment if the confidence interval crossed one MID or by 2 increments if the confidence interval crossed both MIDs

5 Other exercise interventions

6 Table 42: Clinical evidence profile: Intermittent exercise versus standard care: adults, severity mixed or unclear

Quality assessment							No of patients		Effect		Quality	Importance
No of studies	Design	Risk of bias	Inconsistency	Indirectness	Imprecision	Other considerations	Intermittent Exercise (IE) versus standard care	Control	Relative (95% CI)	Absolute		
Exercise performance measure (VO2 peak/aerobic capacity) (follow-up 12 weeks; Better indicated by higher values)												
1	randomised trials	serious ¹	no serious inconsistency	serious ²	serious ³	none	8	8	-	MD 4.8 higher (2.57 lower to 12.17 higher)	⊕⊕⊕⊕ VERY LOW	CRITICAL
Exercise performance measure (Peak power) (follow-up 12 weeks; Better indicated by higher values)												

1	randomised trials	very serious ¹	no serious inconsistency	serious ²	very serious ³	none	8	8	-	MD 14.6 higher (13.68 lower to 42.88 higher)	⊕○○○ VERY LOW	CRITICAL
Exercise performance measure (Elapsed exercise test time - cycle ergometer) (follow-up 12 weeks; Better indicated by higher values)												
1	randomised trials	serious ¹	no serious inconsistency	serious ²	very serious ³	none	8	8	-	MD 1.6 higher (1.86 lower to 5.06 higher)	⊕○○○ VERY LOW	CRITICAL
Exercise performance measure (VEpeak) (follow-up 12 weeks; Better indicated by higher values)												
1	randomised trials	very serious ¹	no serious inconsistency	serious ²	serious ³	none	8	8	-	MD 13.7 higher (1.36 to 26.04 higher)	⊕○○○ VERY LOW	CRITICAL

- 1 ¹ Downgraded by 1 increment if the majority of the evidence was at high risk of bias, and downgraded by 2 increments if the majority of the evidence was at very high risk of bias
 2 ² The majority of the evidence included an indirect population (downgraded by one increment) or a very indirect population (downgraded by two increments): 1. CDC 1994 criteria used; PEM is not a compulsory feature
 3 ³ Downgraded by 1 increment if the confidence interval crossed one MID or by 2 increments if the confidence interval crossed both MIDs

5 Table 43: Clinical evidence profile: Orthostatic training versus Sham: adults, severity mixed or unclear

Quality assessment							No of patients		Effect		Quality	Importance
No of studies	Design	Risk of bias	Inconsistency	Indirectness	Imprecision	Other considerations	Orthostatic training versus sham	Control	Relative (95% CI)	Absolute		
Fatigue/fatiguability (Fatigue Impact Scale) (follow-up 4 weeks; Better indicated by lower values)												
1	randomised trials	very serious ¹	no serious inconsistency	serious ²	very serious ³	none	18	18	-	MD 0.4 higher (20.02 lower to 20.82 higher)	⊕○○○ VERY LOW	CRITICAL

- 6 ¹ Downgraded by 1 increment if the majority of the evidence was at high risk of bias, and downgraded by 2 increments if the majority of the evidence was at very high risk of bias
 7 ² The majority of the evidence included an indirect population (downgraded by one increment) or a very indirect population (downgraded by two increments): 1. CDC 1994 criteria used; PEM is not a compulsory feature
 8 ³ Downgraded by 1 increment if the confidence interval crossed one MID or by 2 increments if the confidence interval crossed both MIDs

1 Table 44: Clinical evidence profile: Qigong versus no treatment: adults, severity mixed or unclear

Quality assessment							No of patients		Effect		Quality	Importance
No of studies	Design	Risk of bias	Inconsistency	Indirectness	Imprecision	Other considerations	Qigong versus no treatment	Control	Relative (95% CI)	Absolute		
Quality of life (SF36 sub scales) - change scores - Mental health (follow-up 6 months; range of scores: 0-100; Better indicated by higher values)												
1	randomised trials	serious ¹	no serious inconsistency	serious ²	serious ³	none	14	14	-	MD 12.2 higher (0.77 lower to 25.17 higher)	⊕000 VERY LOW	CRITICAL
Quality of life (SF36 sub scales) - change scores - Vitality (follow-up 6 months; range of scores: 0-100; Better indicated by higher values)												
1	randomised trials	serious ¹	no serious inconsistency	serious ²	very serious ³	none	14	14	-	MD 1.9 lower (14.49 lower to 10.69 higher)	⊕000 VERY LOW	CRITICAL
Quality of life (SF36 sub scales) - change scores - Bodily pain (follow-up 6 months; range of scores: 0-100; Better indicated by higher values)												
1	randomised trials	serious ¹	no serious inconsistency	serious ²	serious ³	none	14	14	-	MD 12.9 higher (3.24 lower to 29.04 higher)	⊕000 VERY LOW	CRITICAL
Quality of life (SF36 sub scales) - change scores - General health (follow-up 6 months; range of scores: 0-100; Better indicated by higher values)												
1	randomised trials	serious ¹	no serious inconsistency	serious ²	serious ³	none	14	14	-	MD 7 lower (20.22 lower to 6.22 higher)	⊕000 VERY LOW	CRITICAL
Quality of life (SF36 sub scales) - change scores - Social functioning (follow-up 6 months; range of scores: 0-100; Better indicated by higher values)												
1	randomised trials	serious ¹	no serious inconsistency	serious ²	very serious ³	none	14	14	-	MD 0.5 lower (22.19 lower to 21.19 higher)	⊕000 VERY LOW	CRITICAL
Quality of life (SF36 sub scales) - change scores - Role emotional (follow-up 6 months; range of scores: 0-100; Better indicated by higher values)												

1	randomised trials	serious ¹	no serious inconsistency	serious ²	serious ³	none	14	14	-	MD 15.3 higher (23.8 lower to 54.4 higher)	⊕000 VERY LOW	CRITICAL
Quality of life (SF36 sub scales) - change scores - Physical functioning (follow-up 6 months; range of scores: 0-100; Better indicated by higher values)												
1	randomised trials	serious ¹	no serious inconsistency	serious ²	very serious ³	none	14	14	-	MD 3.4 lower (14.2 lower to 7.4 higher)	⊕000 VERY LOW	CRITICAL
Quality of life (SF36 sub scales) - change scores - Role physical (follow-up 6 months; range of scores: 0-100; Better indicated by higher values)												
1	randomised trials	serious ¹	no serious inconsistency	serious ²	very serious ³	none	14	14	-	MD 1.7 higher (17.48 lower to 20.88 higher)	⊕000 VERY LOW	CRITICAL
Fatigue (Fatigue severity scale) - change scores (follow-up 6 months; range of scores: 9-63; Better indicated by lower values)												
1	randomised trials	serious ¹	no serious inconsistency	serious ²	serious ³	none	14	14	-	MD 0.5 lower (0.98 to 0.02 lower)	⊕000 VERY LOW	CRITICAL
Exercise performance measure (VO2 max) - change scores (follow-up 6 months; Better indicated by higher values)												
1	randomised trials	serious ¹	no serious inconsistency	serious ²	serious ¹	none	14	14	-	MD 3.8 higher (0.95 to 6.65 higher)	⊕000 VERY LOW	CRITICAL
Exercise performance measure (Max workload) - change scores (follow-up 6 months; Better indicated by higher values)												
1	randomised trials	serious ¹	no serious inconsistency	serious ²	very serious ³	none	14	14	-	MD 3.6 higher (12 lower to 19.2 higher)	⊕000 VERY LOW	CRITICAL

- 1 ¹ Downgraded by 1 increment if the majority of the evidence was at high risk of bias, and downgraded by 2 increments if the majority of the evidence was at very high risk of bias
2 ² The majority of the evidence included an indirect population (downgraded by one increment) or a very indirect population (downgraded by two increments); 1. CDC 1994 criteria used; PEM is not a compulsory feature
3 ³ Downgraded by 1 increment if the confidence interval crossed one MID or by 2 increments if the confidence interval crossed both MIDs

5 **Table 45: Clinical evidence profile: Isometric yoga versus Usual care: adults, severity mixed or unclear**

Quality assessment	No of patients	Effect	Quality	Importance
--------------------	----------------	--------	---------	------------

No of studies	Design	Risk of bias	Inconsistency	Indirectness	Imprecision	Other considerations	Isometric yoga	Usual care/wait-list	Relative (95% CI)	Absolute			
Fatigue (Chalder fatigue scale) (follow-up mean 9.2 weeks; range of scores: 0-42; Better indicated by lower values)													
1	randomised trials	serious ¹	no serious inconsistency	serious ²	serious ³	none	15	15	-	MD 6.6 lower (11.43 to 1.77 lower)	⊕○○○ VERY LOW	CRITICAL	

- 1 ¹ Downgraded by 1 increment if the majority of the evidence was at high risk of bias, and downgraded by 2 increments if the majority of the evidence was at very high risk of bias
2 ² The majority of the evidence included an indirect population (downgraded by one increment) or a very indirect population (downgraded by two increments): 1. 1994 CDC criteria used; PEM is not a compulsory feature
3 ³ Downgraded by 1 increment if the confidence interval crossed one MID or by 2 increments if the confidence interval crossed both MIDs

5 Table 46: Clinical evidence profile: Anaerobic activity therapy versus cognitive therapy: adults, moderate severity

Quality assessment							No of patients		Effect		Quality	Importance
No of studies	Design	Risk of bias	Inconsistency	Indirectness	Imprecision	Other considerations	Anaerobic activity therapy	Cognitive therapy	Relative (95% CI)	Absolute		
Quality of life (Quality of life scale) (follow-up 12 months; range of scores: 16-112; Better indicated by higher values)												
1	randomised trials	very serious ¹	no serious inconsistency	serious ²	serious ³	none	29	28	-	MD 9.52 lower (15.97 to 3.07 lower)	⊕○○○ VERY LOW	CRITICAL
General symptom scales (participant global impression of change - improved/much/very much improved) (follow-up 12 months)												
1	randomised trials	very serious ¹	no serious inconsistency	serious ²	serious ³	none	12/29 (41.4%)	64.3%	RR 0.64 (0.39 to 1.08)	231 fewer per 1000 (from 392 fewer to 51 more)	⊕○○○ VERY LOW	CRITICAL
Fatigue/fatigability (Fatigue severity scale) (follow-up 12 months; range of scores: 1-7; Better indicated by lower values)												

1	randomised trials	very serious ¹	no serious inconsistency	serious ²	very serious ³	none	29	28	-	MD 0.1 lower (0.74 lower to 0.54 higher)	⊕000 VERY LOW	CRITICAL
Physical functioning (SF36 physical function) (follow-up 12 months; range of scores: 0-100; Better indicated by higher values)												
1	randomised trials	very serious ¹	no serious inconsistency	serious ²	serious ³	none	29	28	-	MD 21.37 lower (34.73 to 8.01 lower)	⊕000 VERY LOW	CRITICAL
Psychological status (Beck depression inventory) (follow-up 12 months; range of scores: 0-63; Better indicated by lower values)												
1	randomised trials	very serious ¹	no serious inconsistency	serious ²	serious ³	none	29	28	-	MD 5.08 higher (0.01 lower to 10.17 higher)	⊕000 VERY LOW	CRITICAL
Psychological status (Beck anxiety inventory) (follow-up 12 months; range of scores: 0-63; Better indicated by lower values)												
1	randomised trials	very serious ¹	no serious inconsistency	serious ²	serious ³	none	29	28	-	MD 3.15 higher (1.31 lower to 7.61 higher)	⊕000 VERY LOW	CRITICAL
Return to school/work (employment) (follow-up 12 months)												
1	randomised trials	very serious ¹	no serious inconsistency	serious ²	serious ³	none	10/29 (34.5%)	57.1%	RR 0.6 (0.33 to 1.09)	228 fewer per 1000 (from 383 fewer to 51 more)	⊕000 VERY LOW	CRITICAL
Exercise performance measure (6 minute walk test) (follow-up 12 months; Better indicated by higher values)												
1	randomised trials	very serious ¹	no serious inconsistency	serious ²	serious ³	none	29	28	-	MD 135.1 lower (261.01 to 9.19 lower)	⊕000 VERY LOW	CRITICAL
Pain (Brief pain inventory - severity) (follow-up 12 months; range of scores: 0-10; Better indicated by lower values)												
1	randomised trials	very serious ¹	no serious inconsistency	serious ²	serious ³	none	29	28	-	MD 0.51 higher (0.72 lower to 1.74 higher)	⊕000 VERY LOW	CRITICAL

1 ¹ Downgraded by 1 increment if the majority of the evidence was at high risk of bias, and downgraded by 2 increments if the majority of the evidence was at very high risk of bias
2 ² The majority of the evidence included an indirect population (downgraded by one increment) or a very indirect population (downgraded by two increments): 1. CDC 1994 criteria used; PEM is not a compulsory feature
3 ³ Downgraded by 1 increment if the confidence interval crossed one MID or by 2 increments if the confidence interval crossed both MIDs

1 Table 47: Clinical evidence profile: Anaerobic activity therapy versus relaxation techniques: adults, moderate severity

Quality assessment							No of patients		Effect		Quality	Importance
No of studies	Design	Risk of bias	Inconsistency	Indirectness	Imprecision	Other considerations	Anaerobic activity therapy	Relaxation techniques	Relative (95% CI)	Absolute		
Quality of life (Quality of life scale) (follow-up 12 months; range of scores: 16-112; Better indicated by higher values)												
1	randomised trials	very serious ¹	no serious inconsistency	serious ²	serious ³	none	29	28	-	MD 9 lower (17.87 to 0.13 lower)	⊕000 VERY LOW	CRITICAL
General symptom scales (participant global impression of change - improved/much/very much improved) (follow-up 12 months)												
1	randomised trials	very serious ¹	no serious inconsistency	serious ²	very serious ³	none	12/29 (41.4%)	46.4%	RR 0.89 (0.49 to 1.6)	51 fewer per 1000 (from 237 fewer to 278 more)	⊕000 VERY LOW	CRITICAL
Physical functioning (SF36 physical function) (follow-up 12 months; range of scores: 0-100; Better indicated by higher values)												
1	randomised trials	very serious ¹	no serious inconsistency	serious ²	serious ³	none	29	28	-	MD 21.48 lower (35.85 to 7.11 lower)	⊕000 VERY LOW	CRITICAL
Fatigue/fatigability (Fatigue severity scale) (follow-up 12 months; range of scores: 1-7; Better indicated by lower values)												
1	randomised trials	very serious ¹	no serious inconsistency	serious ²	very serious ³	none	29	28	-	MD 0.15 higher (0.5 lower to 0.8 higher)	⊕000 VERY LOW	CRITICAL
Psychological status (Beck depression inventory) (follow-up 12 months; range of scores: 0-63; Better indicated by lower values)												
1	randomised trials	very serious ¹	no serious inconsistency	serious ²	serious ³	none	29	28	-	MD 3.44 higher (2.23 lower to 9.11 higher)	⊕000 VERY LOW	CRITICAL
Psychological status (Beck anxiety inventory) (follow-up 12 months; range of scores: 0-63; Better indicated by lower values)												

1	randomised trials	very serious ¹	no serious inconsistency	serious ²	serious ³	none	29	28	-	MD 0.7 higher (4.53 lower to 5.93 higher)	⊕○○○ VERY LOW	CRITICAL
Return to school/work (employment) (follow-up 12 months)												
1	randomised trials	very serious ¹	no serious inconsistency	serious ²	very serious ³	none	10/29 (34.5%)	42.9%	RR 0.8 (0.42 to 1.56)	86 fewer per 1000 (from 249 fewer to 240 more)	⊕○○○ VERY LOW	CRITICAL
Exercise performance measure (6 minute walk test) (follow-up 12 months; Better indicated by higher values)												
1	randomised trials	very serious ¹	no serious inconsistency	serious ²	serious ³	none	29	28	-	MD 50.93 lower (181.39 lower to 79.53 higher)	⊕○○○ VERY LOW	CRITICAL
Pain (Brief pain inventory - severity) (follow-up 12 months; range of scores: 0-10; Better indicated by lower values)												
1	randomised trials	very serious ¹	no serious inconsistency	serious ²	serious ³	none	29	28	-	MD 0.97 lower (2.23 lower to 0.29 higher)	⊕○○○ VERY LOW	CRITICAL

- 1 ¹ Downgraded by 1 increment if the majority of the evidence was at high risk of bias, and downgraded by 2 increments if the majority of the evidence was at very high risk of bias
- 2 ² The majority of the evidence included an indirect population (downgraded by one increment) or a very indirect population (downgraded by two increments): 1. CDC 1994 criteria used; PEM is not a compulsory feature
- 3 ³ Downgraded by 1 increment if the confidence interval crossed one MID or by 2 increments if the confidence interval crossed both MIDs

5 Complementary therapies

6 Table 48: Clinical evidence profile: Music therapy and Traditional Chinese Medicine versus Traditional Chinese Medicine: age and severity mixed or unclear

Quality assessment							No of patients		Effect		Quality	Importance
No of studies	Design	Risk of bias	Inconsistency	Indirectness	Imprecision	Other considerations	Music therapy + TCM	TCM	Relative (95% CI)	Absolute		
Psychological status (Hamilton depression scale) (follow-up 4 weeks; range of scores: 0-52; Better indicated by lower values)												

1	randomised trials	serious ¹	no serious inconsistency	very serious ²	serious ³	none	75	15	-	MD 1.1 lower (2.87 lower to 0.67 higher)	⊖○○○ VERY LOW	CRITICAL
Psychological status (Hamilton anxiety scale) (follow-up 4 weeks; range of scores: 0-56; Better indicated by lower values)												
1	randomised trials	serious ¹	no serious inconsistency	very serious ²	serious ³	none	75	15	-	MD 1.1 lower (2.16 to 0.04 lower)	⊖○○○ VERY LOW	CRITICAL
Fatigue (Fatigue Scale based on Chalder Fatigue Scale) (follow-up 4 weeks; Better indicated by lower values)												
1	randomised trials	very serious ¹	no serious inconsistency	very serious ²	serious ³	none	75	15	-	MD 2.66 lower (5.01 to 0.31 lower)	⊖○○○ VERY LOW	CRITICAL

- 1 ¹ Downgraded by 1 increment if the majority of the evidence was at high risk of bias, and downgraded by 2 increments if the majority of the evidence was at very high risk of bias
2 ² The majority of the evidence included an indirect population (downgraded by 1 increment) or a very indirect population (downgraded by 2 increments): 1. Study included only a subset of CFS population who also met TCM definition for liver stagnation and spleen deficiency syndrome; 2. 1994 CDC criteria used; PEM is not a compulsory feature
3 ³ Downgraded by 1 increment if the confidence interval crossed one MID or by 2 increments if the confidence interval crossed both MIDs

5 Table 49: Clinical evidence profile: Homeopathy versus Placebo: adults, severity mixed or unclear

Quality assessment							No of patients		Effect		Quality	Importance
No of studies	Design	Risk of bias	Inconsistency	Indirectness	Imprecision	Other considerations	Homeopathy	Placebo	Relative (95% CI)	Absolute		
Quality of life (Functional limitations profile subscales) - Physical dimension (follow-up 7 months; Better indicated by lower values)												
1	randomised trials	serious ¹	no serious inconsistency	serious ²	no serious imprecision	none	43	43	-	MD 2.39 lower (6.03 lower to 1.25 higher)	⊕⊕○○ LOW	CRITICAL
Quality of life (Functional limitations profile subscales) - Psychosocial dimension (follow-up 7 months; Better indicated by lower values)												
1	randomised trials	serious ¹	no serious inconsistency	serious ²	serious ³	none	43	43	-	MD 3.05 lower (8.36 lower to 2.26 higher)	⊖○○○ VERY LOW	CRITICAL

Fatigue (Fatigue impact scale subscales) - Cognitive dimension (follow-up 7 months; range of scores: 0-40; Better indicated by lower values)												
1	randomised trials	serious ¹	no serious inconsistency	serious ²	no serious imprecision	none	43	43	-	MD 0.67 lower (4.18 lower to 2.84 higher)	⊕⊕OO LOW	CRITICAL
Fatigue (Fatigue impact scale subscales) - Physical dimension (follow-up 7 months; range of scores: 0-40; Better indicated by lower values)												
1	randomised trials	serious ¹	no serious inconsistency	serious ²	serious ³	none	43	43	-	MD 0.32 higher (2.91 lower to 3.55 higher)	⊕OOO VERY LOW	CRITICAL
Fatigue (Fatigue impact scale subscales) - Social dimension (follow-up 7 months; range of scores: 0-40; Better indicated by lower values)												
1	randomised trials	serious ¹	no serious inconsistency	serious ²	no serious imprecision	none	43	43	-	MD 0.28 higher (6.55 lower to 7.11 higher)	⊕⊕OO LOW	CRITICAL
Fatigue (Multidimensional fatigue inventory subscales) - General fatigue (follow-up 7 months; range of scores: 4-20; Better indicated by lower values)												
1	randomised trials	serious ¹	no serious inconsistency	serious ²	serious ³	none	43	43	-	MD 1.35 lower (2.77 lower to 0.07 higher)	⊕OOO VERY LOW	CRITICAL
Fatigue (Multidimensional fatigue inventory subscales) - Physical fatigue (follow-up 7 months; range of scores: 4-20; Better indicated by lower values)												
1	randomised trials	serious ¹	no serious inconsistency	serious ²	serious ³	none	43	43	-	MD 0.85 lower (2.3 lower to 0.6 higher)	⊕OOO VERY LOW	CRITICAL
Fatigue (Multidimensional fatigue inventory subscales) - Mental fatigue (follow-up 7 months; range of scores: 4-20; Better indicated by lower values)												
1	randomised trials	serious ¹	no serious inconsistency	serious ²	serious ³	none	43	43	-	MD 0.65 lower (2.12 lower to 0.82 higher)	⊕OOO VERY LOW	CRITICAL
Fatigue (Multidimensional fatigue inventory subscales) - Reduced activity (follow-up 7 months;; range of scores: 4-20; Better indicated by lower values)												
1	randomised trials	serious ¹	no serious inconsistency	serious ²	serious ³	none	43	43	-	MD 0.91 lower (2.49 lower to 0.67 higher)	⊕OOO VERY LOW	CRITICAL
Fatigue (Multidimensional fatigue inventory subscales) - Reduced motivation (follow-up 7 months; range of scores: 4-20; Better indicated by lower values)												

1	randomised trials	serious ¹	no serious inconsistency	serious ²	no serious imprecision	none	43	43	-	MD 0.3 higher (1.23 lower to 1.83 higher)	⊕⊕⊕⊕ LOW	CRITICAL
---	-------------------	----------------------	--------------------------	----------------------	------------------------	------	----	----	---	---	-------------	----------

- 1 ¹ Downgraded by 1 increment if the majority of the evidence was at high risk of bias, and downgraded by 2 increments if the majority of the evidence was at very high risk of bias
2 ² The majority of the evidence included an indirect population (downgraded by one increment) or a very indirect population (downgraded by two increments): 1. Oxford criteria used; PEM is not a compulsory feature.
3 ³ Downgraded by 1 increment if the confidence interval crossed one MID or by 2 increments if the confidence interval crossed both MIDs

5 Table 50: Clinical evidence profile: Acupuncture versus Sham acupuncture: adults, severity mixed or unclear

Quality assessment							No of patients		Effect		Quality	Importance
No of studies	Design	Risk of bias	Inconsistency	Indirectness	Imprecision	Other considerations	Acupuncture versus Sham acupuncture	Control	Relative (95% CI)	Absolute		
Quality of life (SF12 subscales) - Physical (follow-up 4 weeks; range of scores: 0-100; Better indicated by higher values)												
1	randomised trials	very serious ¹	no serious inconsistency	serious ²	serious ³	none	50	49	-	MD 2.64 higher (0.99 lower to 6.27 higher)	⊕⊕⊕⊕ VERY LOW	CRITICAL
Quality of life (SF12 subscales) - Mental (follow-up 4 weeks; range of scores: 0-100; Better indicated by higher values)												
1	randomised trials	very serious ¹	no serious inconsistency	serious ²	no serious imprecision	none	50	49	-	MD 0.2 higher (3.77 lower to 4.17 higher)	⊕⊕⊕⊕ VERY LOW	CRITICAL
Fatigue (Chalder fatigue scale subscales - 14-item) - Physical fatigue (follow-up 4 weeks; Better indicated by lower values)												
1	randomised trials	very serious ¹	no serious inconsistency	serious ²	serious ³	none	50	49	-	MD 1.41 lower (3.96 lower to 1.14 higher)	⊕⊕⊕⊕ VERY LOW	CRITICAL
Fatigue (Chalder fatigue scale subscales - 14-item) - Mental fatigue (follow-up 4 weeks; Better indicated by lower values)												
1	randomised trials	very serious ¹	no serious inconsistency	serious ²	serious ³	none	50	49	-	MD 1.17 lower (3.08 lower to 0.74 higher)	⊕⊕⊕⊕ VERY LOW	CRITICAL
Psychological status (GHQ12) (follow-up 4 weeks; range of scores: 0-12; Better indicated by lower values)												

1	randomised trials	very serious ¹	no serious inconsistency	serious ²	no serious imprecision	none	50	49	-	MD 0.37 higher (0.74 lower to 1.48 higher)	⊕○○○ VERY LOW	CRITICAL
Adverse events (follow-up 4 weeks)												
1	randomised trials	very serious ¹	no serious inconsistency	serious ²	serious ⁴	none	0/62 (0%)	0%	RD 0 (-0.03 to 0.03)	0 more per 1000 (from 30 fewer to 30 more)	⊕○○○ VERY LOW	CRITICAL

- 1 ¹ Downgraded by 1 increment if the majority of the evidence was at high risk of bias, and downgraded by 2 increments if the majority of the evidence was at very high risk of bias
2 ² The majority of the evidence included an indirect population (downgraded by one increment) or a very indirect population (downgraded by two increments): 1. Oxford criteria used; PEM is not a compulsory feature
3 ³ Downgraded by 1 increment if the confidence interval crossed one MID or by 2 increments if the confidence interval crossed both MIDs
4 ⁴ Zero events in both arms - downgraded by 1 increment if the sample size is between 70 and 350, and downgraded by 2 increments if the sample size is <70

6 Table 51: Clinical evidence profile: Abdominal tuina versus Acupuncture: adults, severity mixed or unclear

Quality assessment							No of patients		Effect		Quality	Importance
No of studies	Design	Risk of bias	Inconsistency	Indirectness	Imprecision	Other considerations	Abdominal tuina	Acupuncture	Relative (95% CI)	Absolute		
Fatigue (fatigue scale 14) (follow-up 3 months; range of scores: 0-14; Better indicated by lower values)												
1	randomised trials	serious ¹	no serious inconsistency	serious ²	serious ³	none	37	35	-	MD 1.1 lower (1.96 to 0.24 lower)	⊕○○○ VERY LOW	CRITICAL
Psychological status (self-rating anxiety scale) (follow-up 3 months; range of scores: 20-80; Better indicated by lower values)												
1	randomised trials	serious ¹	no serious inconsistency	serious ²	serious ³	none	37	35	-	MD 3.6 lower (5.64 to 1.56 lower)	⊕○○○ VERY LOW	CRITICAL
Psychological status (Hamilton rating scale for depression) (follow-up 3 months; Better indicated by lower values)												
1	randomised trials	serious ¹	no serious inconsistency	serious ²	serious ³	none	37	35	-	MD 0.7 lower (1.33 to 0.07 lower)	⊕○○○ VERY LOW	CRITICAL

Adverse events (follow-up 4 weeks)												
1	randomised trials	serious ¹	no serious inconsistency	serious ²	very serious ³	none	1/39 (2.6%)	2/38 (5.3%)	RR 0.49 (0.05 to 5.15)	27 fewer per 1000 (from 50 fewer to 218 more)	⊕○○○ VERY LOW	CRITICAL
Serious adverse events (follow-up 4 weeks)												
1	randomised trials	serious ¹	no serious inconsistency	serious ²	serious ⁴	none	0/39 (0%)	0/38 (0%)	RD 0.00 (-0.05 to 0.05)	0 more per 1000 (from 50 fewer to 50 more)	⊕○○○ VERY LOW	CRITICAL

- 1 ¹ Downgraded by 1 increment if the majority of the evidence was at high risk of bias, and downgraded by 2 increments if the majority of the evidence was at very high risk of bias
- 2 ² The majority of the evidence included an indirect population (downgraded by one increment) or a very indirect population (downgraded by two increments): 1. 1994 CDC criteria used; PEM is not a compulsory feature.
- 3 ³ Downgraded by 1 increment if the confidence interval crossed one MID or by 2 increments if the confidence interval crossed both MIDs
- 4 ⁴ Zero events in both arms - downgraded by 1 increment if the sample size is between 70 and 350, and downgraded by 2 increments if the sample size is <70

6 Table 52: Clinical evidence profile: Myelophil versus Placebo: adults, severity mixed or unclear

Quality assessment							No of patients		Effect		Quality	Importance
No of studies	Design	Risk of bias	Inconsistency	Indirectness	Imprecision	Other considerations	Myelophil	Placebo	Relative (95% CI)	Absolute		
Fatigue (numeric rating scale) (follow-up 12 weeks; range of scores: 0-99; Better indicated by lower values)												
1	randomised trials	serious ¹	no serious inconsistency	serious ²	serious ³	none	48	49	-	MD 5.73 lower (12.79 lower to 1.33 higher)	⊕○○○ VERY LOW	CRITICAL
Fatigue (visual analogue scale change score) (follow-up 12 weeks; range of scores: 0-10; Better indicated by lower values)												

1	randomised trials	no serious risk of bias	no serious inconsistency	serious ²	serious ³	none	48	49	-	MD 0.5 higher (0.44 lower to 1.44 higher)	⊕⊕○○ LOW	CRITICAL
Fatigue (fatigue severity scale change score) (follow-up 12 weeks; range of scores: 9-63; Better indicated by lower values)												
1	randomised trials	no serious risk of bias	no serious inconsistency	serious ²	serious ³	none	48	49	-	MD 4.2 higher (0.99 lower to 9.39 higher)	⊕⊕○○ LOW	CRITICAL
Adverse events (follow-up 12 weeks)												
1	randomised trials	no serious risk of bias	no serious inconsistency	serious ²	very serious ³	none	7/48 (14.6%)	9/49 (18.4%)	RR 0.79 (0.32 to 1.96)	39 fewer per 1000 (from 125 fewer to 176 more)	⊕○○○ VERY LOW	CRITICAL
Adverse events (serious) (follow-up 12 weeks)												
1	randomised trials	no serious risk of bias	no serious inconsistency	serious ²	serious ⁴	none	0/48 (0%)	0/49 (0%)	RD 0.00 (-0.04 to 0.04)	0 more per 1000 (from 40 fewer to 40 more)	⊕⊕○○ LOW	CRITICAL

- 1 ¹ Downgraded by 1 increment if the majority of the evidence was at high risk of bias, and downgraded by 2 increments if the majority of the evidence was at very high risk of bias
- 2 ² The majority of the evidence included an indirect population (downgraded by one increment) or a very indirect population (downgraded by two increments): 1. 1994 CDC criteria used; PEM is not a compulsory feature.
- 3 ³ Downgraded by 1 increment if the confidence interval crossed one MID or by 2 increments if the confidence interval crossed both MIDs
- 4 ⁴ Zero events in both arms - downgraded by 1 increment if the sample size is between 70 and 350, and downgraded by 2 increments if the sample size is <70

6 Dietary strategies

7 Table 53: Clinical evidence profile: Low sugar, low yeast diet versus Healthy eating (advice): adults, severity mixed or unclear

Quality assessment	No of patients	Effect	Quality	Importance
--------------------	----------------	--------	---------	------------

No of studies	Design	Risk of bias	Inconsistency	Indirectness	Imprecision	Other considerations	Low sugar, low yeast diet	Healthy eating (advice)	Relative (95% CI)	Absolute		
Quality of life (SF36 subscales) - General health (follow-up 24 weeks; range of scores: 0-100; Better indicated by higher values)												
1	randomised trials	very serious ¹	no serious inconsistency	serious ²	serious ³	none	19	20	-	MD 6.1 lower (18.57 lower to 6.37 higher)	⊕○○○ VERY LOW	CRITICAL
Quality of life (SF36 subscales) - Physical function (follow-up 24 weeks; range of scores: 0-100; Better indicated by higher values)												
1	randomised trials	very serious ¹	no serious inconsistency	serious ²	serious ³	none	19	20	-	MD 9.9 lower (26.75 lower to 6.95 higher)	⊕○○○ VERY LOW	CRITICAL
Quality of life (SF36 subscales) - Role function (follow-up 24 weeks; range of scores: 0-100; Better indicated by higher values)												
1	randomised trials	very serious ¹	no serious inconsistency	serious ²	very serious ³	none	19	20	-	MD 2.5 higher (19.71 lower to 24.71 higher)	⊕○○○ VERY LOW	CRITICAL
Quality of life (SF36 subscales) - Role emotion (follow-up 24 weeks; range of scores: 0-100; Better indicated by higher values)												
1	randomised trials	very serious ¹	no serious inconsistency	serious ²	very serious ³	none	19	20	-	MD 1.6 higher (26.9 lower to 30.1 higher)	⊕○○○ VERY LOW	CRITICAL
Quality of life (SF36 subscales) - Social function (follow-up 24 weeks; range of scores: 0-100; Better indicated by higher values)												
1	randomised trials	very serious ¹	no serious inconsistency	serious ²	serious ³	none	19	20	-	MD 8.6 lower (27.03 lower to 9.83 higher)	⊕○○○ VERY LOW	CRITICAL
Quality of life (SF36 subscales) - Body pain (follow-up 24 weeks; range of scores: 0-100; Better indicated by higher values)												
1	randomised trials	very serious ¹	no serious inconsistency	serious ²	serious ³	none	19	20	-	MD 15.1 lower (33.94 lower to 3.74 higher)	⊕○○○ VERY LOW	CRITICAL
Quality of life (SF36 subscales) - Vitality (follow-up 24 weeks; range of scores: 0-100; Better indicated by higher values)												

1	randomised trials	very serious ¹	no serious inconsistency	serious ²	serious ³	none	19	20	-	MD 6.4 lower (21.25 lower to 8.45 higher)	⊕000 VERY LOW	CRITICAL
Quality of life (SF36 subscales) - Mental health (follow-up 24 weeks; range of scores: 0-100; Better indicated by higher values)												
1	randomised trials	very serious ¹	no serious inconsistency	serious ²	serious ³	none	19	20	-	MD 2.9 higher (9.71 lower to 15.51 higher)	⊕000 VERY LOW	CRITICAL
Fatigue: Chalder fatigue scale (14-item) (follow-up 24 weeks; range of scores: 0-42; Better indicated by lower values)												
1	randomised trials	very serious ¹	no serious inconsistency	serious ²	serious ³	none	19	20	-	MD 1.7 lower (7.43 lower to 4.03 higher)	⊕000 VERY LOW	CRITICAL
Psychological status (Hospital anxiety and depression scale subscales) - Anxiety (follow-up 24 weeks; range of scores: 0-21; Better indicated by lower values)												
1	randomised trials	very serious ¹	no serious inconsistency	serious ²	serious ³	none	19	20	-	MD 1.2 higher (1.75 lower to 4.15 higher)	⊕000 VERY LOW	CRITICAL
Psychological status (Hospital anxiety and depression scale subscales) - Depression (follow-up 24 weeks; range of scores: 0-21; Better indicated by lower values)												
1	randomised trials	very serious ¹	no serious inconsistency	serious ²	serious ³	none	19	20	-	MD 1.1 higher (1.19 lower to 3.39 higher)	⊕000 VERY LOW	CRITICAL

1 Downgraded by 1 increment if the majority of the evidence was at high risk of bias, and downgraded by 2 increments if the majority of the evidence was at very high risk of bias
 2 The majority of the evidence included an indirect population (downgraded by one increment) or a very indirect population (downgraded by two increments): 1. 1994 CDC criteria used; PEM is not a compulsory feature.
 3 Downgraded by 1 increment if the confidence interval crossed one MID or by 2 increments if the confidence interval crossed both MIDs

5 **Dietary supplements**

6 **Table 54: Clinical evidence profile: Aclydine and amino acids versus Placebo: adults, severity mixed or unclear**

Quality assessment	No of patients	Effect	Quality	Importance
--------------------	----------------	--------	---------	------------

No of studies	Design	Risk of bias	Inconsistency	Indirectness	Imprecision	Other considerations	Aclydine + amino acids	Placebo	Relative (95% CI)	Absolute		
Quality of life (Sickness impact profile-8) (follow-up 14 weeks; range of scores: 0-5799; Better indicated by lower values)												
1	randomised trials	no serious risk of bias	no serious inconsistency	very serious ¹	serious ²	none	30	27	-	MD 107.9 higher (193.97 lower to 409.77 higher)	⊕000 VERY LOW	CRITICAL
Fatigue (Checklist individual strength - fatigue severity subscale) (follow-up 14 weeks; range of scores: 8-56; Better indicated by lower values)												
1	randomised trials	no serious risk of bias	no serious inconsistency	very serious ¹	serious ²	none	30	27	-	MD 0.6 lower (6.91 lower to 5.71 higher)	⊕000 VERY LO	CRITICAL
Activity levels (Actometer) (follow-up 14 weeks; Better indicated by higher values)												
1	randomised trials	no serious risk of bias	no serious inconsistency	very serious ¹	serious ²	none	30	27	-	MD 0 higher (12.19 lower to 12.19 higher)	⊕000 VERY LO	CRITICAL
Adverse events ('Important' side effects) (follow-up 14 weeks)												
1	randomised trials	serious ³	no serious inconsistency	very serious ¹	very serious ⁴	none	0/30 (0%)	0%	RD 0 (-0.07 to 0.07)	0 more per 1000 (from 70 fewer to 70 more)	⊕000 VERY LOW	CRITICAL

1 The majority of the evidence included an indirect population (downgraded by 1 increment) or a very indirect population (downgraded by 2 increments) : 1. Study included only a subset of CFS population who had a IGFBP3/IGF1 ratio >2.5; 2. 1994 CDC criteria used; PEM is not a compulsory feature.

2 Downgraded by 1 increment if the confidence interval crossed one MID or by 2 increments if the confidence interval crossed both MIDs

3 Downgraded by 1 increment if the majority of the evidence was at high risk of bias, and downgraded by 2 increments if the majority of the evidence was at very high risk of bias

4 Zero events in both arms - downgraded by 1 increment if the sample size is between 70 and 350, and downgraded by 2 increments if the sample size is <70

1 Table 55: Clinical evidence profile: Polynutrient supplement versus Placebo: adults, severity mixed or unclear

Quality assessment							No of patients		Effect		Quality	Importance
No of studies	Design	Risk of bias	Inconsistency	Indirectness	Imprecision	Other considerations	Polynutrient supplement	Placebo	Relative (95% CI)	Absolute		
General symptom scales (Sickness impact profile-8) (follow-up 12 weeks; range of scores: 0-5799; Better indicated by lower values)												
1	randomised trials	serious ¹	no serious inconsistency	serious ²	serious ³	none	27	26	-	MD 60 lower (381.29 lower to 261.29 higher)	⊕000 VERY LOW	CRITICAL
Fatigue (Checklist individual strength - fatigue subscale) (follow-up 12 weeks; range of scores: 8-56; Better indicated by lower values)												
1	randomised trials	serious ¹	no serious inconsistency	serious ²	serious ³	none	27	26	-	MD 0.4 higher (3.64 lower to 4.44 higher)	⊕000 VERY LOW	CRITICAL
Activity levels (Actometer) (follow-up 12 weeks; range of scores: 0-300; Better indicated by higher values)												
1	randomised trials	serious ¹	no serious inconsistency	serious ²	serious ³	none	27	26	-	MD 8.4 lower (18.62 lower to 1.82 higher)	⊕000 VERY LOW	CRITICAL
Adverse events (nausea) (follow-up 12 weeks)												
1	randomised trials	very serious ¹	no serious inconsistency	serious ²	very serious ³	none	3/27 (11.1%)	0%	Peto OR 7.7 (0.77 to 77.47)	110 more per 1000 (from 20 fewer to 240 more)	⊕000 VERY LOW	CRITICAL

Quality of life (Self-reported improvement in severity of complaints) - Completely recovered (follow-up 12 weeks)												
1	randomised trials	very serious ¹	no serious inconsistency	serious ²	very serious ⁴	none	0/27 (0%)	0%	RD 0 (-0.07 to 0.07)	0 more per 1000 (from 70 fewer to 70 more)	⊕○○○ VERY LOW	CRITICAL
Quality of life (Self-reported improvement in severity of complaints) - Improved (follow-up 12 weeks)												
1	randomised trials	very serious ¹	no serious inconsistency	serious ²	very serious ³	none	5/27 (18.5%)	15.4%	RR 1.2 (0.36 to 3.99)	31 more per 1000 (from 99 fewer to 460 more)	⊕○○○ VERY LOW	CRITICAL
Quality of life (Self-reported improvement in severity of complaints) - Similar (follow-up 12 weeks)												
1	randomised trials	very serious ¹	no serious inconsistency	serious ²	serious ³	none	21/27 (77.8%)	69.2%	RR 1.12 (0.81 to 1.56)	83 more per 1000 (from 131 fewer to 388 more)	⊕○○○ VERY LOW	CRITICAL
Quality of life (Self-reported improvement in severity of complaints) - Worse (follow-up 12 weeks)												
1	randomised trials	very serious ¹	no serious inconsistency	serious ²	very serious ³	none	1/27 (3.7%)	0%	Peto OR 7.12 (0.14 to 359.1)	40 more per 1000 (from 60 fewer to 130 more)	⊕○○○ VERY LOW	CRITICAL

1 ¹ Downgraded by 1 increment if the majority of the evidence was at high risk of bias, and downgraded by 2 increments if the majority of the evidence was at very high risk of bias
2 ² The majority of the evidence included an indirect population (downgraded by one increment) or a very indirect population (downgraded by two increments): 1. 1994 CDC criteria used; PEM is not a compulsory feature.
3 ³ Downgraded by 1 increment if the confidence interval crossed one MID or by 2 increments if the confidence interval crossed both MIDs
4 ⁴ Zero events in both arms - downgraded by 1 increment if the sample size is between 70 and 350, and downgraded by 2 increments if the sample size is <70

1 Table 56: Clinical evidence profile: Aribinoxylane versus Placebo: adults, severity mixed or unclear

Quality assessment							No of patients		Effect		Quality	Importance
No of studies	Design	Risk of bias	Inconsistency	Indirectness	Imprecision	Other considerations	Aribinoxylane	Placebo	Relative (95% CI)	Absolute		
Quality of life (Patient global impression of change - improvement) (follow-up 8 weeks)												
1	randomised trials	no serious risk of bias	no serious inconsistency	very serious ¹	very serious ²	none	4/34 (11.8%)	13.3%	RR 0.88 (0.24 to 3.22)	16 fewer per 1000 (from 101 fewer to 295 more)	⊕○○○ VERY LOW	CRITICAL
Quality of life (WHOQOL-BREF subscales) - Physical wellbeing (follow-up 8 weeks; range of scores: 0-100; Better indicated by higher values)												
1	randomised trials	no serious risk of bias	no serious inconsistency	very serious ¹	serious ²	none	34	30	-	MD 1.9 lower (9.23 lower to 5.43 higher)	⊕○○○ VERY LOW	CRITICAL
Quality of life (WHOQOL-BREF subscales) - Psychological wellbeing (follow-up 8 weeks; range of scores: 0-100; Better indicated by higher values)												
1	randomised trials	no serious risk of bias	no serious inconsistency	very serious ¹	no serious imprecision	none	34	30	-	MD 2.4 higher (3.27 lower to 8.07 higher)	⊕⊕○○ LOW	CRITICAL
Quality of life (WHOQOL-BREF subscales) - Social wellbeing (follow-up 8 weeks; range of scores: 0-100; Better indicated by higher values)												
1	randomised trials	no serious risk of bias	no serious inconsistency	very serious ¹	serious ²	none	34	30	-	MD 8.2 lower (14.78 to 1.62 lower)	⊕○○○ VERY LOW	CRITICAL

Quality of life (WHOQOL-BREF subscales) - Environmental wellbeing (follow-up 8 weeks; range of scores: 0-100; Better indicated by lower values)												
1	randomised trials	no serious risk of bias	no serious inconsistency	very serious ¹	no serious imprecision	none	34	30	-	MD 2.2 lower (7.29 lower to 2.89 higher)	⊕⊕OO LOW	CRITICAL
General symptom scales (Measure yourself medical outcomes profile 2) (follow-up 8 weeks; range of scores: 0-6; Better indicated by lower values)												
1	randomised trials	no serious risk of bias	no serious inconsistency	very serious ¹	serious ²	none	34	30	-	MD 0.4 higher (0.29 lower to 1.09 higher)	⊕OOO VERY LOW	CRITICAL
Fatigue (Chalder fatigue scale 11-item) (follow-up 8 weeks; range of scores: 0-11; Better indicated by lower values)												
1	randomised trials	no serious risk of bias	no serious inconsistency	very serious ¹	serious ²	none	34	30	-	MD 0.3 higher (1.71 lower to 2.31 higher)	⊕OOO VERY LOW	CRITICAL
Psychological status (Hospital anxiety and depression scale) - Anxiety (follow-up 8 weeks; range of scores: 0-21; Better indicated by lower values)												
1	randomised trials	no serious risk of bias	no serious inconsistency	very serious ¹	serious ²	none	34	30	-	MD 0.9 lower (3.03 lower to 1.23 higher)	⊕OOO VERY LOW	CRITICAL
Psychological status (Hospital anxiety and depression scale) - Depression (follow-up 8 weeks; range of scores: 0-21; Better indicated by lower values)												
1	randomised trials	no serious risk of bias	no serious inconsistency	very serious ¹	no serious imprecision	none	34	30	-	MD 0.6 higher (0.57 lower to 1.77 higher)	⊕⊕OO LOW	CRITICAL
Adverse events (serious) (follow-up 8 weeks)												

1	randomised trials	serious ³	no serious inconsistency	very serious ¹	serious ⁴	none	0/37 (0%)	0%	RD 0 (-0.05 to 0.05)	0 more per 1000 (from 50 fewer to 50 more)	⊕○○○ VERY LOW	CRITICAL
Adverse events (side effects causing withdrawal) (follow-up 8 weeks)												
1	randomised trials	no serious risk of bias	no serious inconsistency	very serious ¹	very serious ²	none	3/37 (8.1%)	2.9%	RR 2.76 (0.3 to 25.25)	51 more per 1000 (from 20 fewer to 703 more)	⊕○○○ VERY LOW	CRITICAL

- 1 The majority of the evidence included an indirect population (downgraded by 1 increment) or a very indirect population (downgraded by 2 increments): 1. Study included only a subset of CFS population with symptoms suggestive of immune activation (≥2 of: tender lymph nodes, sore throat or poor temperature control); 2. 1994 CDC criteria used; PEM is not a compulsory feature.
- 2 Downgraded by 1 increment if the confidence interval crossed one MID or by 2 increments if the confidence interval crossed both MIDs
- 3 Downgraded by 1 increment if the majority of the evidence was at high risk of bias, and downgraded by 2 increments if the majority of the evidence was at very high risk of bias
- 4 Zero events in both arms - downgraded by 1 increment if the sample size is between 70 and 350, and downgraded by 2 increments if the sample size is <70

6 Table 57: Clinical evidence profile: Vitamin D versus Placebo: adults, severity mixed or unclear

Quality assessment							No of patients		Effect		Quality	Importance
No of studies	Design	Risk of bias	Inconsistency	Indirectness	Imprecision	Other considerations	Vitamin D	Placebo	Relative (95% CI)	Absolute		
Adverse events (deaths) (follow-up 6 months)												
1	randomised trials	serious ¹	no serious inconsistency	serious ²	very serious ⁴	none	0/25 (0%)	0%	RD 0 (-0.07 to 0.07)	0 more per 1000 (from 70 fewer to 70 more)	⊕○○○ VERY LOW	CRITICAL
Fatigue (Piper fatigue scale) (follow-up 6 months; Better indicated by lower values)												

1	randomised trials	very serious ¹	no serious inconsistency	serious ²	serious ³	none	21	24	-	MD 0.2 higher (0.8 lower to 1.2 higher)	⊕000 VERY LOW	CRITICAL
Psychological status (Hospital anxiety and depression scale) - Anxiety (follow-up 6 months; range of scores: 0-21; Better indicated by lower values)												
1	randomised trials	very serious ¹	no serious inconsistency	serious ²	no serious imprecision	none	21	24	-	MD 0.4 higher (0.95 lower to 1.75 higher)	⊕000 VERY LOW	CRITICAL
Psychological status (Hospital anxiety and depression scale) - Depression (follow-up 6 months; range of scores: 0-21; Better indicated by lower values)												
1	randomised trials	very serious ¹	no serious inconsistency	serious ²	serious ³	none	21	24	-	MD 1 lower (2.55 lower to 0.55 higher)	⊕000 VERY LOW	CRITICAL

- 1 ¹ Downgraded by 1 increment if the majority of the evidence was at high risk of bias, and downgraded by 2 increments if the majority of the evidence was at very high risk of bias
- 2 ² The majority of the evidence included an indirect population (downgraded by one increment) or a very indirect population (downgraded by two increments): 1. Study included only a subset of CFS population who also had 25OHD (serum vit D) level <75nmol/L.
- 3 ³ Downgraded by 1 increment if the confidence interval crossed one MID or by 2 increments if the confidence interval crossed both MIDs
- 4 ⁴Zero events in both arms - downgraded by 1 increment if the sample size is between 70 and 350, and downgraded by 2 increments if the sample size is <70

6 Table 58: Clinical evidence profile: Coenzyme Q10 and NADH versus Placebo: adults, severity mixed or unclear

Quality assessment							No of patients		Effect		Quality	Importance
No of studies	Design	Risk of bias	Inconsistency	Indirectness	Imprecision	Other considerations	Coenzyme Q10 + NADH	Placebo	Relative (95% CI)	Absolute		
Fatigue (Fatigue Index Scale) (follow-up 8 weeks; range of scores: 0-160; Better indicated by lower values)												

1	randomised trials	serious ¹	no serious inconsistency	serious ²	serious ³	none	39	34	-	MD 7.9 lower (18.02 lower to 2.22 higher)	⊕000 VERY LOW	CRITICAL
Pain (McGill pain questionnaire subscales) - Affective (follow-up 8 weeks; range of scores: 0-12; Better indicated by lower values)												
1	randomised trials	serious ¹	no serious inconsistency	serious ²	serious ³	none	39	34	-	MD 2.1 higher (0.55 to 3.65 higher)	⊕000 VERY LOW	CRITICAL
Pain (McGill pain questionnaire subscales) - Sensory (follow-up 8 weeks; range of scores: 0-33; Better indicated by lower values)												
1	randomised trials	serious ¹	no serious inconsistency	serious ²	serious ³	none	39	34	-	MD 4.1 higher (0.98 to 7.22 higher)	⊕000 VERY LOW	CRITICAL
Sleep quality (Global Pittsburgh sleep quality index) (follow-up 8 weeks; range of scores: 0-21; Better indicated by lower values)												
1	randomised trials	serious ¹	no serious inconsistency	serious ²	serious ³	none	39	34	-	MD 0.9 higher (0.78 lower to 2.58 higher)	⊕000 VERY LOW	CRITICAL
Exercise performance measure (VO2 max) (follow-up 8 weeks; Better indicated by higher values)												
1	randomised trials	serious ¹	no serious inconsistency	serious ²	no serious imprecision	none	40	40	-	MD 0 higher (1.54 lower to 1.54 higher)	⊕⊕00 LOW	
Exercise performance measure (Max workload) (follow-up 8 weeks; Better indicated by higher values)												

1	randomised trials	serious ¹	no serious inconsistency	serious ²	serious ³	none	40	40	-	MD 4.4 higher (4.61 lower to 13.41 higher)	⊕○○○ VERY LOW	
Adverse events (moderate) (follow-up 8 weeks)												
1	randomised trials	no serious risk of bias	no serious inconsistency	very serious ²	very serious ³	none	0/40 (0%)	7.5%	Peto OR 0.13 (0.01 to 1.27)	65 fewer per 1000 (from 74 fewer to 18 more)	⊕○○○ VERY LOW	CRITICAL

- 1 ¹ Downgraded by 1 increment if the majority of the evidence was at high risk of bias, and downgraded by 2 increments if the majority of the evidence was at very high risk of bias
2 ² The majority of the evidence included an indirect population (downgraded by one increment) or a very indirect population (downgraded by two increments): 1. 1994 CDC criteria used; PEM is not a compulsory feature; 2. Adverse events may not be treatment-related
3 ³ Downgraded by 1 increment if the confidence interval crossed one MID or by 2 increments if the confidence interval crossed both MIDs

5 Table 59: Clinical evidence profile: Guanidinoacetic acid (GAA) versus Placebo: adults, severity mixed or unclear

Quality assessment							No of patients		Effect		Quality	Importance
No of studies	Design	Risk of bias	Inconsistency	Indirectness	Imprecision	Other considerations	Guanidinoacetic acid	Placebo	Relative (95% CI)	Absolute		
Quality of life (SF36 sub scales) - PCS (follow-up 3 months; measured with: range of scores: 0-100; Better indicated by higher values)												
1	randomised trials	very serious ¹	no serious inconsistency	serious ²	serious ³	none	14	14	-	MD 2.4 higher (0.24 lower to 5.04 higher)	⊕○○○ VERY LOW	CRITICAL
Quality of life (SF36 sub scales) - MCS (follow-up 3 months; measured with: range of scores: 0-100; Better indicated by higher values)												

1	randomised trials	very serious ¹	no serious inconsistency	serious ²	serious ³	none	14	14	-	MD 5.3 higher (0.84 to 9.76 higher)	⊕○○○ VERY LOW	CRITICAL
Fatigue (Multidimensional fatigue inventory sub scales) - General fatigue (follow-up 3 months; range of scores: 4-20; Better indicated by lower values)												
1	randomised trials	very serious ¹	no serious inconsistency	serious ²	very serious ³	none	14	14	-	MD 0.2 lower (1.24 lower to 0.84 higher)	⊕○○○ VERY LOW	CRITICAL
Fatigue (Multidimensional fatigue inventory sub scales) - Physical fatigue (follow-up 3 months; measured with: range of scores: 4-20; Better indicated by lower values)												
1	randomised trials	very serious ¹	no serious inconsistency	serious ²	very serious ³	none	14	14	-	MD 0.1 higher (0.87 lower to 1.07 higher)	⊕○○○ VERY LOW	CRITICAL
Fatigue (Multidimensional fatigue inventory sub scales) - Reduced activity (follow-up 3 months; range of scores: 4-20; Better indicated by lower values)												
1	randomised trials	very serious ¹	no serious inconsistency	serious ²	no serious imprecision	none	14	14	-	MD 2.2 lower (3.33 to 1.07 lower)	⊕○○○ VERY LOW	CRITICAL
Fatigue (Multidimensional fatigue inventory sub scales) - Reduced motivation (follow-up 3 months; range of scores: 4-20; Better indicated by lower values)												
1	randomised trials	very serious ¹	no serious inconsistency	serious ²	serious ³	none	14	14	-	MD 1.9 lower (3.27 to 0.57 lower)	⊕○○○ VERY LOW	CRITICAL
Fatigue (Multidimensional fatigue inventory sub scales) - Mental fatigue (follow-up 3 months; range of scores: 4-20; Better indicated by lower values)												

1	randomised trials	very serious ¹	no serious inconsistency	serious ²	no serious imprecision	none	14	14	-	MD 1.8 lower (2.81 to 0.79 lower)	⊕○○○ VERY LOW	CRITICAL
Pain (Visual analogue scale) - At rest (follow-up 3 months; range of scores: 0-10; Better indicated by lower values)												
1	randomised trials	very serious ¹	no serious inconsistency	serious ²	very serious ³	none	14	14	-	MD 0.2 lower (1.06 lower to 0.66 higher)	⊕○○○ VERY LOW	CRITICAL
Pain (Visual analogue scale) - During activity (follow-up 3 months; range of scores: 0-10; Better indicated by lower values)												
1	randomised trials	very serious ¹	no serious inconsistency	serious ²	serious ³	none	14	14	-	MD 0.6 lower (1.83 lower to 0.63 higher)	⊕○○○ VERY LOW	CRITICAL
Adverse events (Self-reported side effects) (follow-up 3 months)												
1	randomised trials	very serious ¹	no serious inconsistency	serious ²	very serious imprecision	none	14/0 (0%)	0%	RD 0 (-0.13 to 0.13)	0 more per 1000 (130 fewer to 130 more)	⊕○○○ VERY LOW	CRITICAL

1 ¹ Downgraded by 1 increment if the majority of the evidence was at high risk of bias, and downgraded by 2 increments if the majority of the evidence was at very high risk of bias
2 ² The majority of the evidence included an indirect population (downgraded by one increment) or a very indirect population (downgraded by two increments): 1. 1994 CDC criteria used; PEM is not a compulsory feature.
3 ³ Downgraded by 1 increment if the confidence interval crossed one MID or by 2 increments if the confidence interval crossed both MIDs
4 ⁴ Zero events in both arms - downgraded by 1 increment if the sample size is between 70 and 350, and downgraded by 2 increments if the sample size is <70

6 Table 60: Clinical evidence profile: Ubiquinol-10 versus Placebo: adults, severity mixed or unclear

Quality assessment	No of patients	Effect	Quality	Importance
--------------------	----------------	--------	---------	------------

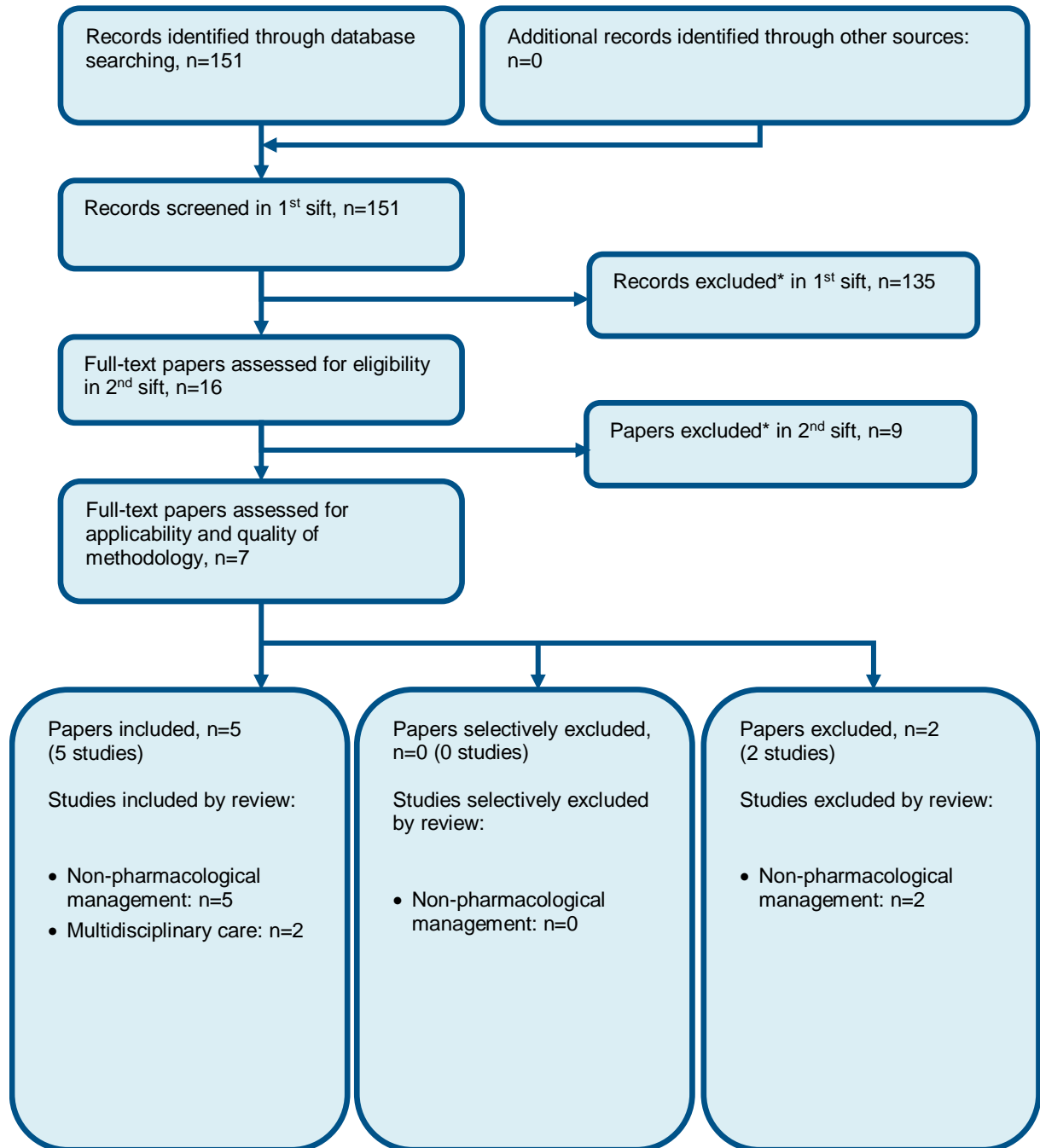
No of studies	Design	Risk of bias	Inconsistency	Indirectness	Imprecision	Other considerations	Ubiquinol-10	Placebo	Relative (95% CI)	Absolute		
Cognitive function (Uchida-Kraepelin psychodiagnostic test) - Number of responses (follow-up 12 weeks; Better indicated by higher values)												
4	randomised trials	very serious ¹	no serious inconsistency	serious ²	very serious ³	none	17	14	-	MD 5.7 higher (43.65 lower to 55.05 higher)	⊕○○○ VERY LOW	CRITICAL
Cognitive function (Uchida-Kraepelin psychodiagnostic test) - Number of correct responses (follow-up 12 weeks;; Better indicated by higher values)												
1	randomised trials	very serious ¹	no serious inconsistency	serious ²	very serious ³	none	17	14	-	MD 4.1 higher (46.35 lower to 54.55 higher)	⊕○○○ VERY LOW	CRITICAL
Adverse events (Serious) (follow-up 12 weeks)												
1	randomised trials	serious ¹	no serious inconsistency	serious ²	very serious imprecision ⁴	none	0/18 (0%)	0%	RD 0 (-0.11 to 0.11)	0 more per 1000 (110 fewer to 110 more)	⊕○○○ VERY LOW	CRITICAL

1 ¹ Downgraded by 1 increment if the majority of the evidence was at high risk of bias, and downgraded by 2 increments if the majority of the evidence was at very high risk of bias
2 ² The majority of the evidence included an indirect population (downgraded by one increment) or a very indirect population (downgraded by two increments): 1. 1994 CDC criteria used; PEM is not a compulsory feature.
3 ³Downgraded by 1 increment if the confidence interval crossed one MID or by 2 increments if the confidence interval crossed both MIDs
4 ⁴Zero events in both arms - downgraded by 1 increment if the sample size is between 70 and 350, and downgraded by 2 increments if the sample size is <70

6
7
8

1 Appendix G – Economic evidence study selection

Figure 369: Flow chart of health economic study selection for the guideline



* Non-relevant population, intervention, comparison, design or setting; non-English language

NB. Two papers were included in both the non-pharma and the multidisciplinary care reviews, in parallel with the review of clinical effectiveness

1 Appendix H – Economic evidence tables

2

Study	Crawley 2018 ²⁰³			
Study details	Population & interventions	Costs	Health outcomes	Cost effectiveness
<p>Economic analysis: Cost-utility analysis</p> <p>Study design: Within trial analysis (RCT)</p> <p>Approach to analysis: Mean costs and mean QALYs compared over the duration of the study period (12 months)</p> <p>Perspective: NHS provider perspective</p> <p>Follow-up: 12 months</p> <p>Discounting: Costs = NR Outcomes = NR</p>	<p>Population: Children (aged 12 – 18) with diagnosed CFS/ME by the Bath/Bristol CFS/ME service according to 2007 NICE ME guidelines.</p> <p>Cohort settings: Mean age: 14.5 N: 100 Drop out: 20%</p> <p>Intervention 1: Specialist medical care (SMC) Children and families are offered a variety of treatment options that are recommended in NICE guidelines. These are typically centred around graded activity and involves a follow-up phone call at two weeks followed by family-based rehabilitation consultations lasting one hour at approximately six weeks, three months, and four and a half months. Number and timing of sessions are agreed with the child and family according to the needs and goals of child. Furthermore, children with high levels of anxiety are offered three individual sessions of CBT every two weeks over a six-week period.</p> <p>Intervention 2: SMC and The Lightning process (LP) In addition to SMC (described in Intervention 1) young people and parents were asked to read the information about the LP on the website or using information sheets. If the child is well enough they will also be asked to read or listen to an audiobook about the LP given to them by the LP team. Children and parents will be asked to complete an assessment form (this will take 10 minutes) and describe their goals and what they have learn after</p>	<p>Total costs^(a) (mean per patient): Intervention 1: £1604 Intervention 2: £1935 Incremental (2–1): £331 (95% CI: £130 to £531; p=NR)</p> <p>Currency & cost year: 2014 UK pounds</p> <p>Cost components incorporated: Cost of staff time in different settings (primary, community and hospital), cost of prescription medicine and intervention.</p>	<p>QALYs^(b) (mean per patient): Intervention 1: 0.533 Intervention 2: 0.628 Incremental (2–1): 0.095 (95% CI: 0.030 to 0.160; p=NR)</p>	<p>ICER^(c) (Intervention 2 versus Intervention 1): £3,484 per QALY gained 95% CI: NR</p> <p>Analysis of uncertainty^(d): Probabilistic sensitivity analysis (PSA) conducted. Non-parametric bootstrapping methods were used to calculate normally distributed 95% CIs around the incremental net benefit.</p> <p>Probability Intervention 2 cost effective (£20K/30K threshold): 78%/80%</p>

	<p>reading/listening to the book. Following the an LP practitioner will call the parent and young person and will provide an opportunity to discuss goals, ask further questions and confirm whether they are happy to continue with the LP programme.</p> <p>Where the child and parent are happy to proceed the LP programme consists of three group (between 3-5 people) sessions on three consecutive days with each session 225minutes long. Participants receive a theory session and a practical session. The theory session includes taught elements on the stress response, how the mind-body interacts and how thought processes can be both helpful and negative. Language used by participants are discusses and challenged, these taught sessions are followed by a group discussion. The practical session is used to put skills learnt into practice. Participants identify a goal (e.g. standing for longer) and then are given alternative ways to prepare for this such as using different cognitive strategies before and during period in which achieving goal is completed. Participants are also asked to identify a goal (an activity which lasts up to 30 minutes long) wherein they can practise taught strategies in the afternoon and evening. The LP practitioner then arranged two follow-up phone calls with the young person and parents within two weeks of the course and then approximately six to eight weeks later.</p>			
--	---	--	--	--

Data sources

Health outcomes: Health-related quality of life (EQ-5D-Y) reported directly from patients. **Quality-of-life weights:** EQ-5D adult tariff. **Cost sources:** The resource uses were sourced from the trial and this was multiplied by unit costs from sources such as PSSRU, NHS reference costs and staff salaries from NHS agenda for change.

Comments

Source of funding: Funded by the Linbury Trust and the Ashden trust. Study authors were funded by the NIHR during the trial. **Limitations:** Treatment effects were from a single trial rather than a systematic review. There is a high risk of bias for the effectiveness outcome due to lack of blinding. Time horizon might be too short. The authors have reported methods to calculate the costs of the loss of productivity incurred by patients and parents. While in the text, the authors state that they have used an NHS/healthcare perspective, they have not made it explicit that these costs have not been included.

Overall applicability: Directly Applicable ^(e) **Overall quality:** Minor Limitations ^(f)

- 1 Abbreviations: CCA= cost–consequences analysis; CEA= cost-effectiveness analysis; 95% CI= 95% confidence interval; CUA= cost–utility analysis; EQ-5D= Euroqol 5
2 dimensions (scale: 0.0 [death] to 1.0 [full health], negative values mean worse than death); ICER= incremental cost-effectiveness ratio; NR= not reported; QALYs= quality-
3 adjusted life years
4 (a) The study assumed the cost of LP was £0 in the base-case because this was what was agreed with the providers of the LP programme in the trial. The costs presented
5 here are from sensitivity analyses where the costs from an NHS perspective are reported including the price of LP to the NHS. These costs are calculated using a multiple
6 imputation method to account for missing data. The complete case costs from an NHS perspective are not presented.
7 (b) The QALYs presented here have been calculated using a multiple imputation method. The authors explain that where one item of the EQ-5D-Y was missing the mean of
8 the other domains was used as a proxy to replace the missing value. However, authors do not report how missing data for participants that have dropped out have been
9 calculated. The authors do report the QALYs in the complete case; however the multiple imputation method has been included in this evidence table to be consistent with
10 the costs which have been calculated using similar methods. Using the complete case would increase the incremental QALYs (0.080) and therefore would not change the
11 interpretation of the results that SMC+LP is cost-effective at the £20,000 threshold.
12 (c) The ICER had to be calculated by the National Guideline Centre using the cost and effectiveness data presented in this table.
13 (d) It is unclear if, when the PSA was conducted, it assumed the cost of the LP programme was £0.
14 (e) Directly applicable / Partially applicable / Not applicable
15 (f) Minor limitations / Potentially serious limitations / Very serious limitations
16
17
18

Study	McCrone et al 2012 ⁴⁸⁴			
Study details	Population & interventions	Costs	Health outcomes	Cost effectiveness
<p>Economic analysis: CUA (health outcome: QALYs)</p> <p>Study design: RCT (PACE)⁸⁴² Within-trial analysis</p> <p>Approach to analysis: The analysis was based on data collected from a parallel four-arm, multi-centre, randomised controlled</p>	<p>Population: Adults 18 years or more, recruited from consecutive new outpatients attending six secondary care specialist CFS clinics in the UK. Participants were selected using the Oxford diagnostic criteria for CFS which required disabling fatigue to be the primary problem, in the absence of an exclusionary medical or psychiatric diagnosis and a binary score of 6 or more out of 11 on the Chalder fatigue questionnaire, and a score of 65 or less out of 100 on the Short Form-36 physical function sub-scale.</p>	<p>Incremental health care cost (mean per patient): Intervention 2-1: £904 (95% CI: £613-£1205 NR; p=NR) Intervention 3-1: £823 (95% CI: £637-£1117; p=NR) Intervention 4-1: £810 (95% CI: £534-£1165 NR; p=NR) Currency & cost year: 2009/10 UK pounds</p>	<p>Incremental QALYs (mean per patient): Intervention 2-1: 0.0492 (95% CI: 0.01-0.09 NR; p=NR) Intervention 3-1: 0.0149 (95% CI: NR; p=NR) Intervention 4-1: 0.0343 (95% CI: NR; p=NR)</p>	<p>ICER (Intervention 2 versus Intervention 1): £18,374 per QALYs gained (pa) Probability Intervention 2 cost effective (£20K/30K threshold): 48%/63%</p> <p>ICER (Intervention 3 versus Intervention 1): £55,235 per QALYs gained (pa) Probability Intervention 3 cost effective (£20K threshold): 3%</p> <p>ICER (Intervention 4 versus Intervention 1): £23,615 per QALYs gained (pa) Probability Intervention 4 cost effective (£20K threshold): 25%</p>

<p>trial (RCT_ PACE trial)⁸⁴²</p> <p>Perspective: UK NHS (secondary care)</p> <p>Time horizon/Follow-up: 12 months</p> <p>Discounting: Costs: NA; Outcomes: NA</p>	<p>Cohort settings: Age: 37-39 N: 640</p> <p>Intervention 1: Specialist medical care (SMC), at least 3 sessions alone. Specialist medical care was provided by chronic fatigue syndrome doctors and consisted of information about chronic fatigue syndrome, coping advice, and symptomatic pharmacotherapy.</p> <p>Intervention 2: SMC, at least 3 sessions plus cognitive behaviour therapy (CBT), at least 15 individual therapy sessions. This was provided by clinical psychologists or nurse therapists with the aim of changing behaviour responsible for perpetuating symptoms and disability.</p> <p>Intervention 3: SMC, at least 3 sessions plus adaptive pacing therapy (APT), at least 15 individual therapy sessions. Involved management of energy expenditure and activity through pacing activity supervised by an occupational therapist.</p> <p>Intervention 4: SMC, at least 3 sessions, plus graded exercise therapy (GET) at least 15 individual therapy sessions. This</p>	<p>Informal care (mean per patient): Intervention 1: 6507 Intervention 2: 4008 Intervention 3: 6196 Intervention 4: 4073</p> <p>Cost components incorporated: Cost per hour of therapy, the cost per hour of consultation with patient (face-to-face contact time), service used and medication used.</p>	<p>Analysis of uncertainty: Confidence intervals were generated around the cost differences using non-parametric bootstrapping. CEAC were used to present the uncertainty using the net benefits. Sensitivity analyses were conducted around key parameters in the analyses about which assumptions had been made. Specifically we (i) estimated the cost of therapy required to reverse the findings from the initial analysis, (ii) reduced the cost of standardised medical care by 50% to reflect the possibility of it being provided by a less senior doctor.</p> <p>(i) The cost of CBT would need to increase by 45% and GET by 22% for the cost per QALY to reach £30,000. Therapy costs for APT would need to fall 35% for APT to have a cost per QALY compared to SMC of £30,000.</p> <p>(ii) No large impact on cost-effectiveness</p>
--	---	---	---

	was delivered by physiotherapists with the aim of increasing exercise gradually in a personalised manner to achieve appropriate physical activity.			
--	--	--	--	--

Data sources

Health outcomes: The effectiveness data came from a study (PACE RCT).⁸⁴² **Quality-of-life weights:** Utility valuations were obtained from the EQ-5D questionnaire which was completed by patients in the trial at baseline, 12, 24 and 52 weeks. **Cost sources:** The cost per hour of therapy was based on the PSSRU costs of health and social care. Service use was collected during the trial using client service receipt inventory CSRI, UK national reference costs were applied. Informal care was patient-reported and valued using mean national earnings.

Comments

Source of funding: This work was supported by the UK Medical Research Council, the Department of Health for England, the Department for Work and Pensions, and the Scottish Chief Scientist Office. **Limitations:** Population were selected using the Oxford criteria and therefore might not have post exertional malaise. Treatment effects were from a single trial rather than a systematic review. There is a high risk of bias for the effectiveness outcome due to lack of blinding. The authors acknowledged that the time horizon of 12 months may have been insufficient to fully capture the long-term costs, and the effects and relative differences between treatments. **Other:**

Overall applicability:^(b) Directly applicable **Overall quality:**^(c) Minor limitations

1 Abbreviations: 95% CI= 95% confidence interval; CUA= cost–utility analysis; EQ-5D= Euroqol 5 dimensions (scale: 0.0 [death] to 1.0 [full health], negative values mean worse
2 than death); ICER= incremental cost-effectiveness ratio; NR= not reported; pa= probabilistic analysis; QALYs= quality-adjusted life years; RCT: randomised controlled trial.
3 (a) These were reported in the cost-effectiveness acceptability curve (CEAC) from the healthcare perspective, presented for the full incremental analysis
4 (b) Directly applicable / Partially applicable / Not applicable
5 (c) Minor limitations / Potentially serious limitations / Very serious limitations
6
7

Study	O’Dowd 2006 ⁵⁴⁸			
Study details	Population & interventions	Costs (mean per patient)	Health outcomes (mean per patient)	Cost effectiveness
<p>Economic analysis: CEA (health outcome: HUI3)</p> <p>Study design: RCT</p> <p>Approach to analysis:</p>	<p>Population: The participants were NHS patients, currently managed in primary care. Presentation consistent with ME/CFS as described by Fukuda and colleagues, from the Centers for Disease Control and prevention</p> <p>N: 153 (followed up for 12 months)</p>	<p>Intervention costs Intervention 1: £0 Intervention 2: £344 Intervention 3: £344</p> <p>Health care costs: Intervention 1: £391 Intervention 2: £285</p>	<p>HUI3 - difference between 12 months and baseline: Intervention1: 0.021 Intervention 2: 0.047</p>	<p>2 vs 1 CBT cost £19,000 per QALY gained vs SMC 3 vs 2</p>

<p>Within-trial analysis</p> <p>Perspective: UK NHS</p> <p>Time horizon/Follow-up: 12 months</p> <p>Discounting: Costs: NA; Outcomes: NA</p>	<p>Mean age: 41.1 (SD 11.9)</p> <p>Intervention 1: Standard Medical Care (SMC). Patients continued to be managed in primary care</p> <p>Intervention 2: Cognitive behavioural therapy (CBT). 8 group sessions. The CBT used in this trial was designed to do two things: first to attempt to modify thoughts and beliefs about symptoms and illness, and second to attempt to modify behavioural responses to symptoms and illness, such as rest, sleep and activity. The ultimate goal of the treatment was to increase adaptive coping strategies and therefore reduce the distress and disability. The content of the programme included:</p> <ul style="list-style-type: none"> ● Elucidation of core beliefs regarding their illness and its management. ● Monitoring of activity levels and introduction of appropriate timetable. ● Introduction to exercises designed to increase general level of fitness, balance and confidence in exercise. A range of aerobic, strength, balance and stretching exercises were taught. ● Behavioural modification of sleep patterns. ● Mood management advice. ● Goal setting. <p>The CBT groups were introduced to a structured incremental exercise programme following a group discussion about the unhelpful nature of activity cycling, following CBT principles. The calculation of a deliberately low 'baseline' for exercise as a means of counteracting activity cycling was taught, and instructions were given about pacing up by small</p>	<p>Intervention 3: £376</p> <p>Drug costs</p> <p>Intervention 1: £64 Intervention 2: £71 Intervention 3: £90</p> <p>Total NHS costs:</p> <p>Intervention 1: £452 Intervention 2: £699 Intervention 3: £810 Incremental (2-1): +£248 Incremental (2-3): -£110 (95% CI: NR; p=NR)</p> <p>Currency & cost year: 2003 £UK</p> <p>Cost components incorporated:</p> <p>Intervention-therapist and administrator time Health care - GP visits, outpatient appointments, inpatient stays Drugs - SSRIs, tricyclics, hypnotics, analgesics, anti-inflammatories,</p>	<p>Intervention 3: 0.075</p> <p>QALYs gained ^(a)</p> <p>2 vs 1: 0.013 3 vs 2: 0.014</p>	<p>EAS cost £7,929 per QALY gained vs CBT</p> <p>3 vs 1 EAS cost £13,259 per QALY gained vs SMC</p> <p>CBT is subject to extended dominance</p> <p>Analysis of uncertainty: Standard deviations were reported. No sensitivity or statistical analysis was conducted.</p>
---	--	--	---	---

	<p>increments once the exercise level had been achieved successfully for several days (flexibility was allowed for patients to choose their own frequency of increments). Advice was given to patients to reduce the level of exercise considerably should a significant increase in symptoms be experienced at some stage in the future, and the balance between the risks and the benefits of prolonged rest during such a setback was explored. The management of setbacks was a specific subject included in the CBT group syllabus.</p> <p>Intervention 3: Education and support (EAS). 8 group sessions. The same therapists met with these groups, in the same setting, at the same time and for the same duration and frequency as the CBT groups. The focus of these groups was on the sharing of experiences and the learning of basic relaxation skills. Each week, a different relaxation exercise was taught. These groups served as a control for the non-specific effects of therapy and controlled for the effects of therapist time and attention.</p> <p>In order to validate the role of the physiotherapist within the EAS condition, a stretch programme was introduced. This included 16 stretches for major muscle groups in the body, and patients were advised to perform each stretch twice, in a relaxed manner. The purpose of the stretches was explained as loosening the muscles so that a state of relaxation in the muscles could be achieved. If further questions regarding exercise were asked in these groups, the group was informed that there was controversy regarding the value of aerobic exercise, and therefore we did not wish to introduce exercise if it were to be unhelpful for some patients. The physiotherapist also</p>	<p>benzodiazapines, other</p>		
--	--	--	--	--

	participated in the teaching of relaxation techniques, including in particular those that involved movement such as progressive muscle relaxation and slow diaphragmatic breathing.			
Data sources				
Health outcomes: HUI3 and resource use were for trial participants. Quality-of-life weights: HUI3. Cost sources: Intervention costs were clinician and administrator time. Healthcare contacts were extracted from GP records. Prescribed medication was elicited using patient questionnaires, Unit costs were from the PSSRU, NHS reference costs and prescription cost analysis.				
Comments				
Source of funding: NHS Health Technology Assessment programme Limitations: Population were selected using the CDC/ Fukuda criteria and therefore some might not have post exertional malaise. Treatment effects were from a single trial rather than a systematic review. Outcomes are very imprecise. There is a very high risk of bias for the effectiveness outcome due to lack of blinding and selection. HUI3 instead of EQ-5D. Costing of drugs was approximate because only broad categories were recorded with no information about quantities. The relatively short time horizon could be a limitation. There were differences at baseline including male/female ratio (CBT=46%male, EAS=24%, SMC=29%). Other:				
Overall applicability: ^(b) Partially applicable Overall quality: ^(c) Potentially serious limitations				

- 1 Abbreviations: 95% CI= 95% confidence interval; CEA= cost-effectiveness analysis; EQ-5D= Euroqol 5 dimensions (scale: 0.0 [death] to 1.0 [full health], negative values
- 2 mean worse than death); NR= not reported; QALYs= quality-adjusted life years; RCT: randomised controlled trial.
- 3 (a) QALYs were calculated by the National Guideline Centre health economist by assuming a linear transition between baseline and 12 months.
- 4 (b) Directly applicable / Partially applicable / Not applicable
- 5 (c) Minor limitations / Potentially serious limitations / Very serious limitations
- 6

1

Study	Richardson et al 2013 ⁶²³			
Study details	Population & interventions	Costs	Health outcomes	Cost effectiveness
<p>Economic analysis: CUA (health outcome: QALYs)</p> <p>Study design: RCT Within-trial analysis</p> <p>Approach to analysis: The analysis was based on data collected from a single blind randomised controlled trial (FINE trial⁸²⁹).</p> <p>Perspective: UK NHS</p> <p>Time horizon/Follow-up: 70 weeks</p> <p>Discounting: Costs: 3.5%; Outcomes: 3.5%</p>	<p>Population: Patients aged 18 or over who fulfilled the Oxford criteria for CFS/ME, scored 70% or less on the SF-36 physical functioning scale, and scored four or more on the Chalder et al fatigue scale. The Oxford criteria require that patients have a principal complaint of fatigue unexplained by other medical and psychiatric conditions. The fatigue must be of definite onset, affect both physical and mental functioning, and have been present for more than 50% of the time over the past six months.</p> <p>Cohort settings: N: 296</p> <p>Intervention 1: Treatment as Usual (TAU), the GPs were asked to manage their cases as they saw fit, but not to refer for systematic psychological therapies for CFS/ME during the 18 week treatment period.</p> <p>Intervention 2: Pragmatic Rehabilitation (PR); A programme of graded return to activity is designed collaboratively by the patient and the therapist on the basis of a physiological dysregulation model of CFS/ME. The rehabilitation programme encourages patients to regularise their sleep patterns and includes relaxation</p>	<p>Incremental cost (mean per patient^(a)): Intervention 2-1: £218 (95% CI: -£474 to £911 NR; p=NR)</p> <p>Intervention 3-1: £460 (95% CI: -£250 to £1169; p=NR)</p> <p>Currency & cost year: 2008/09 UK pounds</p> <p>Cost components incorporated: Costs include: hospital services (inpatient, outpatient, A&E, day case surgery), day services (day centre, drop-in centre or social club), and contacts with health professionals over the time period of</p>	<p>Incremental QALYs (mean per patient^(a)): Intervention 2-1: -0.012 (95% CI: -0.088 to 0.065; p=NR)</p> <p>Intervention 3-1: -0.042 (95% CI: -0.122 to 0.038; p=NR)</p>	<p>Intervention 2 versus Intervention 1: TAU dominant (lower cost and better outcomes) Probability Intervention 1 is cost effective (£20K/30k threshold): 64.5% / 62.6%</p> <p>(Intervention 3 versus Intervention 1: TAU dominant (lower cost and better outcomes)</p> <p>Analysis of uncertainty: Complete case analysis (excluding patient with missing data) was carried out as a sensitivity analysis.</p> <p>The complete case analysis suggested that PR has higher QALYs than TAU with wide confidence intervals, £39583 per QALY (calculated as £475/0.012).</p> <p>SL is dominated by TAU.</p>

	<p>exercises to address the somatic symptoms of anxiety. We added a further component to address the concentration and memory problems that many patients experience, over ten sessions.</p> <p>Intervention 3: Supportive listening (SL); A listening therapy based on non-directive counselling in which the therapist aims to provide an empathic and validating environment in which the patient can discuss his or her concerns and work towards resolution of whichever problems the patient wishes to prioritise, this was carried out over ten sessions.</p>	<p>the trial, prescribed medications and the cost of delivering the intervention, in terms of nurse time, travel and training was also included.</p>	
--	--	--	--

Data sources

Health outcomes: The effectiveness data came from an RCT (FINE trial).⁸²⁹ Utility valuations were obtained from the EQ-5D questionnaire which was completed by patients in the trial at baseline, 20, and 70 weeks.. **Quality-of-life weights:** EQ-5D UK tariff. **Cost sources:** The cost of NHS staff/ therapists, were based on the PSSRU costs of health and social care. Hospital visits and procedures were based on the NHS reference costs. Medication costs were obtained from the BNF.

Comments

Source of funding: UK Medical Research Council (G200212) and Department of Health. **Limitations:** Population were selected using the Oxford criteria and therefore some might not have post exertional malaise. Treatment effects were from a single trial rather than a systematic review. There is a high risk of bias for the effectiveness outcome due to lack of blinding. The authors acknowledged that the time horizon of 12 months may have been insufficient to fully capture the long-term costs, and the effects and relative differences between treatments. Outcomes are very imprecise. **Other:**

Overall applicability:^(b) Directly applicable **Overall quality:**^(c) Potentially serious limitations

1 Abbreviations: 95% CI= 95% confidence interval; CUA= cost–utility analysis; EQ-5D= Euroqol 5 dimensions (scale: 0.0 [death] to 1.0 [full health], negative values mean worse than death); ICER= incremental cost-effectiveness ratio; NR= not reported; pa= probabilistic analysis; QALYs= quality-adjusted life years; RCT: randomised controlled trial.
2
3 (a) Results after adjusting for differences in baseline EQ-5D, N = 296, with imputation of missing data in 23 patients who were followed up at only one time point and 19
4 patients who only had baseline data
5 (b) Directly applicable / Partially applicable / Not applicable
6 (c) Minor limitations / Potentially serious limitations / Very serious limitations
7

1

Study	Vos-Vromans, 2017 ⁸⁰²			
Study details	Population & interventions	Costs	Health outcomes	Cost effectiveness
<p>Economic analysis: Cost-utility analysis</p> <p>Study design: Within trial analysis (RCT)</p> <p>Approach to analysis: Mean costs and mean QALYs compared over the duration of the study period (12 months).</p> <p>Perspective: Dutch provider perspective ^(a)</p> <p>Follow-up: 12 months</p> <p>Treatment effect duration: 12 months</p> <p>Discounting: Costs = NR Outcomes = NR</p>	<p>Population: Patients aged between 18-60 who meet the US centres for disease control and prevention (CDC-94) criteria and have a CIS fatigue subscale score of ≥ 40</p> <p>Cohort settings: Mean age: Intervention 1 = 40.4, Intervention 2 = 41.6 N = 109</p> <p>Intervention 1: Individual cognitive behavioural therapy (CBT) is a psychotherapeutic approach where a model of perpetuating cognitions and behaviours of CFS is used to explain the persistence of CFS. These perpetuating factors include: 'high physical attributions' which will decrease physical activity and increase fatigue and functional impairment; low sense of control over symptoms and focussing on physical sensations have a direct causal effect on fatigue severity and functional impairment; a perceived lack of social support also increases the fatigue severity and functional impairment. The CBT programme occurs over 16 therapy sessions, spread over 6 months, the first 6 weeks the patient has weekly sessions followed by a single session every 2 weeks for the remaining 20 weeks. The CBT intervention has three key phases: intake, gradual reactivation and finally prevention of relapse phase.</p> <p>1) Intake – Four sessions occur in four weeks, patient is asked about: cause and course of the complaints, the present complaints, illness beliefs and illness behaviour, coping, social interactions/participation, and the expectations and personal goals of the patient. Therapist tries to determine patient's activity level and categorises patient as relatively active or low activity patient. Therapist explains the model of perpetuating cognitions and behaviours of CFS and how to overcome CFS by changing patterns of thinking and changing behaviour.</p>	<p>Health care costs (mean per patient): Intervention 1: £2816 Intervention 2: £7650 Incremental (2-1): £4835 (95% CI: £3942 to £5781; p=NR)</p> <p>Patient & family costs (mean per patient): Intervention 1: £1392 Intervention 2: £2571 Incremental (2-1): -£1240 (95% CI: -£2953 to £124; p=NR)</p> <p>Currency & cost year: 2012 euros (presented here as 2012 UK pounds^(b))</p> <p>Cost components incorporated: General practitioner care, mental healthcare specialist, paramedical care,</p>	<p>QALYs (mean per patient): Intervention 1: 0.60 Intervention 2: 0.65 Incremental (2-1): 0.05 (95% CI: NR; p=NR)</p>	<p>ICER (Intervention 2 versus Intervention 1): £105,975</p> <p>Analysis of uncertainty: A probabilistic sensitivity analysis (PSA) was conducted which reported that the estimated probability MRT was cost-effective when compared to CBT at the £20K/30K threshold: 0%/0%^(c)</p>

	<p>2) Gradual reactivation - Graded exercise therapy is used to gradually increase physical activity at home (walking and bicycling). The schedule is provided by the therapist according to patient's personal goals. Patient receives feedback at the following therapy session about the changes to their activity and importance is also placed on the balance between different activities with emphasis placed on patient's personal responsibility to see to the schedule. Increases to social/mental activities can also be scheduled if needed. During dialogue between patient and increasing exercise at home, patient is taught to change negative beliefs regarding symptoms of fatigue self-expectations and self-esteem. Lifestyle advice is provided if deemed appropriate. Sleep/wake rhythm is encouraged immediately at start of the treatment and sleeping during the day is not allowed. A plan to return to work is also organised.</p> <p>3) Prevention of relapse – Patients are encouraged to cope with disturbances which may arise from sleep/wake rhythm normalisation and activity increase by using techniques learned during therapy. In the relatively active patient group, they are taught to spread out activities during the day and to be active within physical and mental boundaries. For patients with low activity level, activities will be increased from beginning of therapy.</p> <p>Intervention 2: Individual multidisciplinary rehabilitation treatment (MRT) uses a biopsychosocial model of CFS including biological, physical and psychosocial aspects. In the biopsychosocial model of CFS various precipitating, predisposing and perpetuating factors are merged, suggesting that multiple pathways may lead to the causation and persistence of CFS. The protocol of the MRT varies between patients based on treatable components (precipitating, predisposing and perpetuating factors), present complaints and personal needs of a patient. The MRT intervention has three phases including observation, treatment and prevention of relapse.</p>	<p>medical specialist care, hospital care, medication and over the counter medication, alternative healers, company physician and cost of intervention.</p>		
--	---	---	--	--

- 1) Observation – 2 week period where therapists (psychologist, social worker, physical therapist and occupational therapist) get acquainted with patient. Patients are asked the cause and course of the complaints, the present complaints, illness beliefs and illness behaviour, coping, the social environment the patient lives in, expectations and personal goals. Psychologist (two 1hr sessions) elaborates on psychological history, present psychological wellbeing, use of medical care including medication, stress factors, cognitions, attitudes and mood (state of mind). The social worker (two 1hr sessions) assesses the social context in which the patient lives (relationships, family and role in a family), work situation and communication. The physical therapist (five 30minute sessions) makes an estimation of the physical condition and the patient's body awareness. The occupational therapist (four 30minute sessions) aims at ergonomics, lifestyle, day/week schedule and the variety of activities during the day/week. The therapists and rehabilitation physician discuss the components and methods that will be used during the treatment phase. The results of this meeting will be discussed with patient who will sign a contract committing to the proposed therapy.
- 2) Treatment – Two weeks after observation phase, the treatment phase starts which lasts 10 weeks. The type of method use depends on patient goals/need this includes: body awareness therapy (increased awareness and consciousness of the body and relation to psychological wellbeing); cognitive behaviour therapy; gradual reactivation initially under close supervision of physical therapist and occupational therapist; pacing where patient is taught to pace their activities during the day/week this will occur in the second phase of treatment where patient is given greater autonomy and responsibility to manage activities based on their experience; principles of mindfulness; normalising of sleep/wake rhythm with sleeping during the day being stopped immediately; social reintegration under supervision of the occupational therapist and social worker.

	3) Prevention of relapse - Six weeks after end of treatment patient visits the social worker and then 13 weeks after end of treatment patient will visit two therapists of their choice.			
--	--	--	--	--

Data sources

Health outcomes: Health-related quality of life (EQ-5D-3L) reported directly from patients. **Quality-of-life weights:** The EQ-5D UK was used in the base case and Dutch tariff in a sensitivity analysis. **Cost sources:** Resource use from within RCT; costs reported as the mean costs incurred per patient for the trial duration (2008 – 2011). Medication costs were based on the tariffs from Dutch College of Health Insurance, costs for CBT or MRT treatment hours calculated using the Dutch diagnosis-dependent treatment combination also known as DBC.

Comments

Source of funding: Netherlands Organisations for Health Research and Development, Rehabilitation Fund, Foundation NutsOhra **Limitations:** Population were selected using the CDC/ Fukuda criteria and therefore some might not have post exertional malaise. Treatment effects were from a single trial rather than a systematic review. There is a high risk of bias for the effectiveness outcome due to lack of blinding. Time horizon might be too short. Another limitation of this study is that it has used the DBC to calculate the cost of each intervention. The DBC payment is where hospitals are reimbursed a fixed fee for a combination of diagnosis and treatment for example in this study a participant who required 49-129 hours of rehabilitation treatment would incur a cost of £3027 however, given that the duration is so broad, resource uptake of an individual requiring 49 hours versus 129 hours would be substantially different. Therefore, there is uncertainty around the true costs of CBT and MRT. Unclear how QALYs calculated. Difference in QALYs at baseline but controlled for using regression analysis.

Overall applicability: Partially Applicable ^(d) **Overall quality:** Minor limitations ^(e)

- 1 Abbreviations: CUA= cost-utility analysis; da= deterministic analysis; DBC= Diagnosis Treatment Combination (DBC) case-mix System; EQ-5D= Euroqol 5 dimensions
- 2 (scale: 0.0 [death] to 1.0 [full health], negative values mean worse than death); ICER= incremental cost-effectiveness ratio; NR= not reported; pa= probabilistic analysis;
- 3 QALYs= quality-adjusted life years
- 4 (a) All costs and ICERs were recalculated by the National Guideline Centre to report a provider perspective, in keeping with the NICE reference case.
- 5 (b) Converted using [2014] purchasing power parities⁵⁵⁷
- 6 (c) It is unclear which QALY estimate has been used to determine the probability that MRT was cost-effective when compared to CBT at different thresholds.
- 7 (d) Directly applicable / Partially applicable / Not applicable
- 8 (e) Minor limitations / Potentially serious limitations / Very serious limitations

10

11

1 Appendix I – Excluded studies

I.1.2 Excluded clinical studies

3 Table 61: Studies excluded from the clinical review

Study	Exclusion reason
Adams 2009 ⁶	Systematic review is not relevant to review question or unclear PICO
Adams 2018 ⁷	Systematic review is not relevant to review question or unclear PICO – withdrawn Cochrane review
Adamson 2020 ⁹	Incorrect study design (non-randomised study)
Alegre 2010 ¹⁶	Article not in English
Alraek 2011 ²⁰	Systematic review is not relevant to review question or unclear PICO
Anderson 2019 ²¹	Study protocol amendment
Anon 2002 ²⁶	Article
Anon 2016 ⁴²³	Systematic review is not relevant to review question or unclear PICO – duplicate
Anon 2019 ⁴	Summary article
Anon 2019 ²⁷	Duplicate
Arring 2018 ³⁵	Systematic review is not relevant to review question or unclear PICO
Ascough 2020 ⁴⁰	Systematic review is not relevant to review question or unclear PICO
Bakker 2011 ⁴⁸	Not review population
Bao 2008 ⁵⁰	Article not in English
Baos 2018 ⁵¹	Study protocol
Barrett 1992 ⁵⁵	Unpublished master's thesis
Bazelmans 2005 ⁶²	Incorrect study design – non-randomised
Behan 1990 ⁶⁷	No relevant outcomes – no validated measurement scales reported
Bleijenberg 2008 ⁷⁵	Trial registry record
Bleijenberg 2008 ⁷⁴	Trial registry record
Bleijenberg 2009 ⁷³	Trial registry record
Brigden 2016 ⁸⁶	Study protocol
Brigden 2019 ⁸⁵	No relevant outcomes
Brown 2019 ¹⁰²	Editor's note
Bruun Wyller 2006 ¹⁰⁴	Summary of a systematic review; full article not in English
Burgess 2004 ¹¹²	Inappropriate comparison – compares different versions of the same treatment, CBT
Burgess 2012 ¹¹¹	Inappropriate comparison – compares different types of the same treatment
Campagnolo 2017 ¹¹⁶	Systematic review is not relevant to review question or unclear PICO
Campion 1998 ¹¹⁷	Citation only
Castro-Marrero 2017 ¹²⁵	Incorrect study design – non-systematic review
Chalder 1997 ¹⁴¹	Not review population – no diagnosis of ME/CFS

Study	Exclusion reason
Chalder 2003 ¹³⁹	Not review population – no diagnosis of ME/CFS
Chalder 2004 ¹³⁷	Citation only
Chalder 2015 ¹⁴⁰	Secondary analysis of trial data; outside protocol
Chambers 2006 ¹⁴²	Systematic review is not relevant to review question or unclear PICO
Chan 2013 ¹⁴⁴	Not review population – no diagnosis of ME/CFS
Chan 2014 ¹⁴³	Not review population – no diagnosis of ME/CFS
Chan 2017 ¹⁴⁵	Not review population – no diagnosis of ME/CFS
Chan 2019 ¹⁴⁷	Summary of excluded trials
Chen 2008 ¹⁵⁰	Article not in English
Chen 2010 ¹⁵²	Article not in English
Chen 2018 ¹⁵¹	Incorrect comparison; trial compared 2 different types of acupuncture
Chisholm 2001 ¹⁵⁹	HE evaluation of RCT data presented more fully in Ridsdale 2000 (included paper)
Cho 2005 ¹⁶⁰	Systematic review is not relevant to review question or unclear PICO
Cho 2009 ¹⁶¹	Not review population – no diagnosis of ME/CFS
Cleare 2015 ¹⁶⁸	Systematic review is not relevant to review question or unclear PICO
Collard 2019 ¹⁷⁴	Systematic review is not relevant to review question or unclear PICO
Corbitt 2018 ¹⁸⁶	Systematic review is not relevant to review question or unclear PICO
Courtois 2014 ¹⁹⁰	Abstract only
Courtois 2015 ¹⁹¹	Systematic review is not relevant to review question or unclear PICO
Cox 1991 ¹⁹²	No relevant outcomes
Crawford 2012 ¹⁹³	Letter to editor
Crawley 2012 ¹⁹⁶	Citation only
Crawley 2013 ¹⁹⁹	No relevant outcomes; full study published elsewhere
Dannaway 2018 ²⁰⁷	Systematic review is not relevant to review question or unclear PICO; references to included studies not provided
De Becker 2001 ²¹⁷	Citation only
Deale 1996 ²²⁵	Citation only
Deale 1998 ²²⁶	No relevant outcomes
Deale 1999 ²²³	Citation only
Edmonds 2004 ²⁴⁵	Previous version of a review
Ferrar 2017 ²⁵⁷	Protocol for pilot RCT
Field 1997 ²⁵⁸	No usable outcome data – variability statistics not reported
Forsyth 1999 ²⁶⁵	No relevant outcomes
Friedberg 1994 ²⁷¹	Incorrect study design – non-randomised
Friedberg 2013 ²⁷²	Not review population – 61% had no diagnosis of ME/CFS and results for those with CFS not reported separately
Galeoto 2018 ²⁷⁵	Systematic review is not relevant to review question or unclear PICO

Study	Exclusion reason
Geraghty 2018 ²⁸¹	Systematic review is not relevant to review question or unclear PICO
Gibson 1999 ²⁸⁵	Incorrect study design – non-randomised
Godfrey 2000 ²⁹¹	Citation only
Goldsmith 2015 ²⁹³	No relevant outcomes reported
Gordon 2010 ²⁹⁴	Inappropriate comparison – compares different versions of the same treatment, GET (aerobic vs resistance)
Groeger 2013 ²⁹⁷	No relevant outcomes
Guo 2007 ³⁰¹	No relevant outcomes
Guo 2015 ³⁰⁰	Article not in English
Hall 2017 ³⁰⁵	Inappropriate comparison – compares different forms of delivery of the same intervention, CBT
Hartz 2004 ³¹³	Not review population – no diagnosis of ME/CFS
Hlavaty 2011 ³²⁵	No relevant outcomes
Ho 2012 ³²⁶	Not review population – no diagnosis of ME/CFS
Houghton 2011 ³³⁴	Not review population – self-perceived fatigue
Huibers 2005 ³³⁸	Article not in English
Janse 2016 ³⁵¹	Not review population – idiopathic chronic fatigue
Jason 2007 ³⁶⁰	No relevant outcomes
Jason 2009 ³⁵⁴	No relevant outcomes
Jia 2016 ³⁶⁶	Article not in English
Jiang 2015 ³⁶⁷	Article not in English
Jones 2017 ³⁶⁹	Systematic review is not relevant to review question or unclear PICO
Kaslow 1989 ³⁷⁴	No useable outcome data
Kim 2013 ³⁸²	Not review population – idiopathic chronic fatigue
Kim 2013 ³⁸¹	Not review population – idiopathic chronic fatigue
Kim 2013 ³⁸³	Not review population – CFS and idiopathic chronic fatigue
Kim 2013 ³⁸⁶	Systematic review is not relevant to review question or unclear PICO
Kim 2015 ³⁸⁴	Not review population – CFS and idiopathic chronic fatigue
Kim 2020 ³⁸⁰	Systematic review is not relevant to review question or unclear PICO
King 1999 ⁴⁰⁰	citation only
Knight 2013 ⁴⁰³	Systematic review is not relevant to review question or unclear PICO
Knoop 2004 ⁴¹⁰	Citation only
Knoop 2007 ⁴⁰⁶	No useable outcome data
Knoop 2007 ⁴⁰⁸	No relevant outcome data
Kos 2012 ⁴¹³	citation only
Larun 2014 ⁴²⁷	Systematic review is not relevant to review question or unclear PICO
Larun 2016 ⁴²⁸	Systematic review is not relevant to review question or unclear PICO
Larun 2017 ⁴²²	Systematic review is not relevant to review question or unclear PICO

Study	Exclusion reason
Larun 2019 ⁴²⁴	Systematic review is not relevant to review question or unclear PICO
Lee 2015 ⁴³¹	Not review population – idiopathic chronic fatigue
Leone 2006 ⁴³⁴	Not review population – no diagnosis of ME/CFS
Li 2016 ⁴³⁸	Article not in English
Li 2017 ⁴³⁹	Not review population – no diagnosis of ME/CFS (self-reported)
Li 2017 ⁴⁴⁰	Article not in English
Liu 2010 ⁴⁴⁹	Article not in English
Liu 2010 ⁴⁴⁸	Article not in English
Lloyd 1993 ⁴⁵¹	Pharma vs non-pharma; considered in pharma review
Loades 2016 ⁴⁵⁷	Systematic review is not relevant to review question or unclear PICO
Loy 2016 ⁴⁶²	Systematic review is not relevant to review question or unclear PICO
Lu 2014 ⁴⁶³	Article not in English
Malaguarnera 2008 ⁴⁷⁰	Not review population – no diagnosis of ME/CFS; frail elderly population
Malouff 2008 ⁴⁷¹	Incorrect study design – meta-analysis
Marques 2012 ⁴⁷⁴	Protocol
Marques 2015 ⁴⁷³	Not review population – idiopathic chronic fatigue
Marques 2015 ⁴⁷⁵	Systematic review is not relevant to review question or unclear PICO
Marques 2017 ⁴⁷⁶	Not review population – idiopathic chronic fatigue
Martin 1994 ⁴⁷⁹	No useable outcome data
Mccrone 2004 ⁴⁸³	Not review population – no diagnosis of ME/CFS
Mckendrick 1999 ⁴⁹¹	Citation only
Meeus 2010 ⁴⁹⁷	No relevant outcomes
Meeus 2015 ⁴⁹⁸	Systematic review is not relevant to review question or unclear PICO
Meng 2014 ⁵⁰¹	Not review population – no diagnosis of ME/CFS
Meng 2017 ⁵⁰⁰	Cost effectiveness analysis of an included RCT
Mikolasek 2018 ⁵⁰⁴	Systematic review is not relevant to review question or unclear PICO
Morriss 1996 ⁵¹⁵	Citation only
Nijhof 2013 ⁵³⁸	Inappropriate comparison; long term follow up after the control group had crossed over into the intervention arm (Nijhof 2012)
Nijs 2007 ⁵⁴⁰	Incorrect interventions
O'Dowd 2000 ⁵⁴⁶	Citation only
O'Dowd 2005 ⁵⁴⁷	Citation only
Park 2016 ⁵⁶³	Incorrect intervention – treatment (human placental extract/Laennec®) not licensed for use in the UK
Plioplys 1997 ⁵⁹⁰	Incorrect study design – non-randomised
Polo Ferrández 2020 ⁵⁹²	Article not in English
Porter 2010 ⁵⁹⁴	Systematic review is not relevant to review question or unclear PICO
Powell 2004 ⁵⁹⁵	Inappropriate comparison; long term follow up of Powell2001 and control group had received the intervention

Study	Exclusion reason
Price 2000 ⁵⁹⁹	Systematic review is not relevant to review question or unclear PICO
Price 2008 ⁵⁹⁸	Systematic review is not relevant to review question or unclear PICO
Prins 2001 ⁶⁰¹	Not review population; also includes ICF
Puetz 2008 ⁶⁰⁴	Not review population – no diagnosis of ME/CFS
Raijmakers 2019 ⁶⁰⁷	Incorrect population (Q fever fatigue syndrome)
Rao 2009 ⁶¹⁰	No useable outcome data
Richardson 2013 ⁶²³	Cost effectiveness analysis of an included RCT (FINE)
Ridsdale 2012 ⁶²⁷	Not review population – no diagnosis of ME/CFS
Rimes 2005 ⁶²⁸	Systematic review is not relevant to review question or unclear PICO
Roman 2018 ⁶³⁹	Systematic review is not relevant to review question or unclear PICO
Rothschild 2002 ⁶⁴⁰	Incorrect study design – non-randomised
Rowbottom 1998 ⁶⁴¹	No validated outcome measures reported
Russell 2001 ⁶⁴⁷	Unpublished article
Russell 2017 ⁶⁴⁶	Systematic review is not relevant to review question or unclear PICO
Sabes-figuera 2012 ⁶⁴⁹	Not review population – no diagnosis of ME/CFS
Sandler 2016 ⁶⁵²	Incorrect interventions. One-off exercise challenges; not a therapeutic study.
Santaella 2004 ⁶⁵³	No relevant outcomes
Sathyapalan 2010 ⁶⁵⁶	No usable outcomes data – results reported as medians
Severens 2004 ⁶⁶⁶	HE analysis of excluded study (Prins 2001)
Sharpe 1998 ⁶⁷²	Article not in English
Sharpe 1998 ⁶⁶⁹	Incorrect study design – non-systematic review
Sharpe 2017 ⁶⁷⁰	Incorrect study design – non-systematic review
Shu 2016 ⁶⁷⁵	No usable outcome data – results only reported graphically
Smith 2003 ⁶⁸¹	Incorrect interventions – chemical exposure to test response
Smith 2015 ⁶⁷⁹	Systematic review is not relevant to review question or unclear PICO
Stevens 1999 ⁶⁹⁷	Not available – thesis
Stoll 2017 ⁷⁰⁰	Systematic review is not relevant to review question or unclear PICO
Strang 2002 ⁷⁰³	Not available – thesis
Stubhaug 2008 ⁷⁰⁹	Pharma vs. non pharma interventions; considered in pharma review
Stulemeijer 2004 ⁷¹⁰	Citation only
Sung 2020 ⁷¹⁴	Not review population – no diagnosis of ME/CFS
Taylor 2005 ⁷³⁰	Systematic review is not relevant to review question or unclear PICO
Taylor 2006 ⁷²⁸	Systematic review is not relevant to review question or unclear PICO
Teitelbaum 1999 ⁷³¹	Abstract only
Teitelbaum 2001 ⁷³²	Not guideline condition
Tian 2015 ⁷⁵⁴	Article not in English

Study	Exclusion reason
Toussaint 2012 ⁷⁵⁸	Not review population – fibromyalgia, chronic fatigue and/or CFS
Tummers 2010 ⁷⁶³	Incorrect study design – non-randomised; participants from intervention and control groups in Knoop 2008 decided whether they wanted to go on to receive CBT, results of CBT were compared between original groups
Van Cauwenbergh 2012 ⁷⁷⁴	Systematic review is not relevant to review question or unclear PICO
Van den Putte 2007 ⁷⁷⁶	Citation only
Van der Schaaf 2015 ⁷⁷⁸	Study protocol
Van Geelen 2011 ⁷⁸¹	Inappropriate comparison – compared different intensities of the same intervention
Van Hoof 2003 ⁷⁸²	Incorrect study design – non-randomised
Vermeulen 2004 ⁷⁹¹	Inappropriate comparison – compares different types of the same treatment
Viner 2004 ⁷⁹⁵	Incorrect study design – non-randomised
Vink 2019 ⁷⁹⁷	Reanalysis of a Cochrane review
Vos-Vromans 2009 ⁸⁰¹	Citation only
Walach 2002 ⁸⁰⁵	Not review population – mix of CFS, chronic idiopathic fatigue, and multiple chemical sensitivity
Walach 2008 ⁸⁰⁶	Unclear population – study protocol specifies population were CFS/ICF/multiple chemical sensitivity, but study only mentions CFS
Wallman 2005 ⁸⁰⁹	No useable outcome data
Wang 2008 ⁸¹⁹	Systematic review is not relevant to review question or unclear PICO
Wang 2009 ⁸¹⁵	Article not in English
Wang 2009 ⁸¹⁶	Article not in English
Wang 2009 ⁸¹⁴	Inappropriate comparison – compares different types of the same treatment, massage therapy
Wang 2009 ⁸¹⁷	Article not in English
Wang 2014 ⁸²⁰	Systematic review is not relevant to review question or unclear PICO
Wang 2017 ⁸¹⁸	Systematic review is not relevant to review question or unclear PICO
Warren 1999 ⁸²⁵	No usable outcome data – results reported only as medians
Wearden 1996 ⁸²⁸	Citation only
Wearden 2007 ⁸²⁷	Citation only
Weatherley-Jones 2001 ⁸³⁴	Citation only
Wessely 1999 ⁸³⁷	Citation only
Wessely 2000 ⁸³⁸	Citation only
White 2012 ⁸⁴⁰	Citation only
White 2012 ⁸³⁹	Citation only
White 2013 ⁸⁴¹	No relevant outcomes – number in each group meeting author defined criteria for recovery
Whitehead 2002 ⁸⁴⁶	Incorrect interventions – intervention for GPs
Whiting 2001 ⁸⁴⁸	Systematic review is not relevant to review question or unclear PICO
Wiborg 2010 ⁸⁵⁰	Reanalysis of previous RCTs
Williams 2002 ⁸⁵⁵	Pharma vs non-pharma; considered in pharma review

Study	Exclusion reason
Worm-Smeitink 2019 ⁸⁶⁶	Inappropriate comparison – trial compares three different methods of delivering the same CBT protocol
Worm-Smeitink 2019 ⁸⁶⁸	Email (ethical approval)
Xu 2012 ⁸⁷⁰	Article not in English
Xu 2019 ⁸⁷¹	Article not in English
Xu 2019 ⁸⁷²	Article not in English
Yiu 2007 ⁸⁷³	Article not in English
Yuemei 2006 ⁸⁷⁴	No validated outcome measures reported
Zhang 2009 ⁸⁸²	Article not in English
Zhang 2009 ⁸⁷⁹	Article not in English
Zhang 2011 ⁸⁷⁸	Article not in English
Zhang 2016 ⁸⁸⁰	Article not in English
Zhang 2019 ⁸⁷⁷	Systematic review is not relevant to review question or unclear PICO
Zhong 2016 ⁸⁸⁴	Article not in English
Zhu 2008 ⁸⁸⁵	Article not in English

1

I.2.2 Excluded health economic studies

3 Published health economic studies that met the inclusion criteria (relevant population, comparators,
4 economic study design, published 2004 or later and not from non-OECD country or USA) but that
5 were excluded following appraisal of applicability and methodological quality are listed below. See the
6 health economic protocol for more details.

7 Table 62: Studies excluded from the health economic review

Reference	Reason for exclusion
Scheeres 2008 ⁶⁵⁸	Rated as having 'very serious limitations' due to being based on a before and after comparison in a single cohort.
Severens 2004 ⁶⁶⁶	Rated as 'not applicable' due to some of the the patients (proportion unknown) having idiopathic chronic fatigue (ME/CFS).

8

1 Appendix J – MIDs for continuous outcomes

2 Table 63: MID for continuous outcomes (0.5 x SD): Self-management versus Relaxation: adults, severity mixed or unclear

Outcomes	MID
Quality of life (SF36 sub scales) - Physical functioning Scale from: 0 to 100.	10.23
Quality of life (SF36 sub scales) - Role physical Scale from: 0 to 100.	9.3
Quality of life (SF36 sub scales) - Bodily pain Scale from: 0 to 100.	9.65
Quality of life (SF36 sub scales) - General health Scale from: 0 to 100.	10.65
Quality of life (SF36 sub scales) - Vitality Scale from: 0 to 100.	5.9
Quality of life (SF36 sub scales) - Social functioning Scale from: 0 to 100.	9.93
Quality of life (SF36 sub scales) - Role emotional Scale from: 0 to 100.	17.83
Quality of life (SF36 sub scales) - Mental health Scale from: 0 to 100.	8.63
Physical function (Canadian Occupational Performance Measure) - Performance Scale from: 1 to 10.	0.73
Physical function (Canadian Occupational Performance Measure) - Satisfaction Scale from: 1 to 10.	0.98

1 Table 64: MID for continuous outcomes (0.5 x SD): Self-management (programme) versus Usual care: adults, severity mixed or unclear

Outcomes	MID
Quality of life (SF36) - Mental component Scale from: 0 to 100.	5.2
Quality of life (SF36) - Physical component Scale from: 0 to 100.	3.5
Fatigue (Fatigue Severity Scale) Scale from: 9 to 63.	2.45

3 Table 65: MID for continuous outcomes (0.5 x SD): Self-management (adaptive pacing therapy) versus usual care: adults, severity mixed or unclear

Outcomes	MID
Quality of life (EQ5D) Scale from: -0.594 to 1.	0.14
Fatigue/fatigability (Chalder fatigue scale) Scale from: 0 to 33.	1.9
Physical functioning (SF36 physical function) Scale from: 0 to 100.	8.08
Psychological status (HADS anxiety) Scale from: 0 to 21.	2.13
Psychological status (HADS depression) Scale from: 0 to 21.	1.95
Pain (numeric rating scale) - muscle pain Scale from: 0 to 4.	0.67
Pain (numeric rating scale) - joint pain Scale from: 0 to 4.	0.74

Outcomes	MID
Sleep quality (Jenkins sleep scale) Scale from: 0 to 20.	2.48
Return to work (Work and social adjustment scale) Scale from: 0 to 40.	3.2
Exercise performance measure (6 minute walk test)	46.25

1 **Table 66: MID for continuous outcomes (0.5 x SD): Self-management (programme) versus Usual care: severe; adults**

Outcomes	MID
Fatigue (fatigue severity scale) Scale from:	0.25
Physical functioning (SF36 physical function) Scale from: 0 to 100.	10.05
Psychological status (Beck depression inventory) Scale from: 0 to 63.	5.34
Psychological status (Beck anxiety inventory) Scale from: 0 to 63.	5.17

2 **Table 67: MID for continuous outcomes (0.5 x SD): Self-management (pacing) versus Stairway to health programme: severe; age mixed or unclear**

Outcomes	MID
Quality of life (Child Health Questionnaire) Scale from: 1 to 5.	0.48

Outcomes	MID
General symptom scales (Young person functional ability scale) Scale from: 0 to 100.	10.25
Fatigue (Chalder fatigue scale) Scale from: 0 to 42.	3.84
Psychological status (Birlerson depression scale) Scale from: 0 to 36.	2.8
Psychological status (Hospital anxiety and depression scale - anxiety) Scale from: 0 to 21.	1.82
Return to school/work (% school attendance) Scale from: 0 to 100.	17.71

1 **Table 68: MID for continuous outcomes (0.5 x SD): CBT versus usual care: adults, severity mixed or unclear**

Outcomes	MID
Quality of life (EQ5D) - individual face-to-face CBT Scale from: -0.594 to 1.	0.13
Quality of life: SF-36 mental score - group based CBT SF-36 mental score. Pooled 6 and 12 months data. Scale from: 1 to 100.	5.55
Quality of life: SF-36 physical score - group based CBT SF-36 physical score. Pooled 6 and 12 months data. Scale from: 0 to 100.	4.22
Quality of life: Health status - group based CBT Health status (HUI3). Pooled 6 and 12 month data. Scale from: -0.36 to 1.	0.14
General symptom scales: Sickness Impact profile 8 (SIP8) - web/written CBT Scale from: 0 to 5799.	291.18
General symptom scales: sickness Impact profile 8 - group-based CBT Scale from: 0 to 5799.	246.5

Outcomes	MID
Fatigue/fatigability (Checklist Individual strength - fatigue severity) - web/written CBT Scale from: 8 to 56.	2.65
Fatigue/fatigability (Checklist Individual strength - fatigue severity) - group-based CBT Scale from: 8 to 56.	2.38
Fatigue/fatigability (Chalder Fatigue Questionnaire) - web/written CBT Scale from: 0 to 33	2.6
Fatigue/fatigability (Chalder Fatigue Questionnaire) - group-based CBT Pooled 6 and 12 month data. Scale from: 0 to 33.	3.35
Fatigue/fatigability (Chalder fatigue questionnaire) - individual face-to-face CBT Scale from: 0 to 33.	1.83
Fatigue (fatigue severity 0-10 scale) - change scores - face-to-face CBT Scale from: 0 to 10.	0.85
Physical functioning (SF36 physical functioning sub-scale) - web/written CBT Scale from: 0 to 100.	10.38
Physical functioning (SF36 physical functioning sub-scale) - group-based CBT Scale from: 0 to 100.	9.7
Physical functioning (SF-36 physical functioning sub-scale) - individual face-to-face CBT Scale from: 0 to 100.	7.68
Cognitive function (total words recalled) - group-based CBT Pooled 6 and 12 months data	1.93
Cognitive function (correct words) - group-based CBT Pooled 6 and 12 months data	1.82
Cognitive function (reaction time) - group-based CBT Pooled 6 and 12 months data	48.7
Psychological status (Symptom Checklist 90 - psychological distress) - web/written CBT Scale from: 90 to 450.	17.94
Psychological status (Symptom Checklist 90 - psychological distress) - group-based CBT Scale from: 90 to 450.	18.9

Outcomes	MID
Psychological status (Brief Symptom Inventory - psychological distress) - change scores - web/written CBT	0.31
Psychological status (HADS anxiety) - group-based CBT Pooled 6 and 12 months data. Scale from: 0 to 21.	2.03
Psychological status (HADS anxiety) - individual face-to-face CBT Scale from: 0 to 21.	2.15
Psychological status (HADS depression) - group-based CBT Pooled 6 and 12 months. Scale from: 0 to 21.	1.76
Psychological status (HADS depression) - individual face-to-face CBT Scale from: 0 to 21.	1.83
Psychological status (General health questionnaire) - group-based CBT Pooled 6 and 12 months. Scale from: 0 to 36.	3.43
Pain (joint pain numeric rating scale) - individual face-to-face CBT Scale from: 0 to 4.	0.74
Pain (muscle pain numeric rating scale) - individual face-to-face CBT Scale from: 0 to 4.	0.67
Sleep quality (Jenkins sleep scale) - individual face-to-face CBT Scale from: 0 to 20.	2.48
Activity levels (Actigraphy mean score) - web/written CBT	8.96
Activity levels (Number of days in bed per week) - change scores - individual face-to-face CBT	0.88
Activity levels (Percentage interference with activities) - change scores - individual face-to-face CBT Scale from: 0 to 100.	7
Return to school or work (Work and Social Adjustment Scale) - web/written CBT Scale from: 0 to 40.	4.71
Return to school or work (Work and social adjustment scale) - individual face-to-face CBT Scale from: 0 to 40.	3.23

Outcomes	MID
Exercise performance measure (Normal walking speed) - group-based CBT Pooled 6 and 12 months data	No baseline SDs or control SDs reported, calculate from CIs (O'Dowd 2006)
Exercise performance measure (Shuttles walked) - group-based CBT Pooled 6 and 12 months data	No baseline SDs or control SDs reported, calculate from CIs (O'Dowd 2006)
Exercise performance measure (6 min walk test) - individual face-to-face CBT	49.5

1 **Table 69: MID for continuous outcomes (0.5 x SD): Group-based cognitive behavioural stress management versus psychoeducation:**
2 **adults, severity mixed or unclear**

Outcomes	MID
Quality of life: QOLI Quality of Life Inventory (QOLI) raw score	0.84
General symptom scales CDC Symptom Inventory. Scale from: 0 to 8.	0.18
Psychological status (Profile of Mood States - total mood disturbance)	14.79
Psychological status (Perceived Stress Scale) Scale from: 0 to 40.	4.02

3 **Table 70: MID for continuous outcomes (0.5 x SD): CBT (group-based) versus education and support group: adults, severity mixed**
4 **or unclear**

Outcomes	MID
Quality of life (SF36 mental) Pooled 6 and 12 month data. Scale from: 0 to 100.	5.73

Outcomes	MID
Quality of life (SF36 physical) Pooled 6 and 12 month data. Scale from: 0 to 100.	3.71
Quality of life (Health status (HUI3)) Pooled 6 and 12 month data. Scale from: -0.36 to 1.	0.15
Fatigue (Chalder fatigue score) Pooled 6 and 12 month data. Scale from: 0 to 33.	3.13
Cognitive function (total words recalled) Pooled 6 and 12 month data.	1.85
Cognitive function (correct words) Pooled 6 and 12 month data.	1.8
Cognitive function (reaction time) Pooled 6 and 12 month data.	54.6
Psychological status (HADS anxiety) Pooled 6 and 12 month data. Scale from: 0 to 21.	2.07
Psychological status (HADS depression) Pooled 6 and 12 month data. Scale from: 0 to 21.	1.88
Psychological status (General health Questionnaire) Pooled 6 and 12 month data. Scale from: 0 to 36.	3.66
Exercise performance measure (Normal walking speed) Pooled 6 and 12 month data.	No baseline SDs or control SDs reported, calculate from CIs (O'Dowd 2006)
Exercise performance measure (Shuttles walked) Pooled 6 and 12 month data.	No baseline SDs or control SDs reported, calculate from CIs (O'Dowd 2006)

1 **Table 71: MID for continuous outcomes (0.5 x SD): CBT (individual face-to-face) versus multidisciplinary rehabilitation: adults, severity mixed or unclear**
2

Outcomes	MID
Quality of life: SF-36 mental component summary SF36 mental component summary. Scale from: 0 to 100.	4.56
Quality of life: SF-36 physical component summary SF36 physical component summary. Scale from: 0 to 100.	3.93
General symptom scales Sickness Impact Profile 8. Scale from: 0 to 6160.	311.94
Fatigue (Checklist Individual Strength - fatigue severity) Scale from: 8 to 56.	2.54
Psychological status (Symptom Checklist) SCL-90. Scale from: 90 to 450.	18.57
Activity levels (Accelerometer) (Values divided by one decimal place)	2091.09

3 **Table 72: MID for continuous outcomes (0.5 x SD): CBT (individual face-to-face) versus relaxation: adults, severity mixed or unclear**

Outcomes	MID
Fatigue (Chalder Fatigue questionnaire) Scale from: 0 to 11.	0.98
Fatigue (Fatigue problem rating) Scale from: 0 to 8.	0.53
Physical functioning (short form general health survey physical functioning scale) Scale from: 0 to 100.	11.5
Psychological status (Beck depression inventory) Scale from: 0 to 63.	3.33
Psychological status (General health questionnaire) Scale from: 0 to 12.	1.95

Outcomes	MID
Return to school or work (Work and social adjustment scale) Scale from: 0 to 8.	0.63

1 **Table 73: MID for continuous outcomes (0.5 x SD): CBT (individual face-to-face) versus adaptive pacing therapy: adults, severity**
2 **mixed or unclear**

Outcomes	MID
Quality of life (EQ5D) Scale from: -0.594 to 1.	0.13
Fatigue (Chalder fatigue questionnaire) Scale from: 0 to 33.	1.93
Physical functioning (SF-36 physical function subscale) Scale from: 0 to 100.	8.05
Psychological status (HADS anxiety scale) Scale from: 0 to 21.	2.13
Psychological status (HADS depression scale) Scale from: 0 to 21.	1.9
Pain (muscle pain numeric rating scale) Scale from: 0 to 4.	0.71
Pain (joint pain numeric rating scale) Scale from: 0 to 4.	0.75
Sleep quality (Jenkins sleep scale) Scale from: 0 to 20.	2.45
Return to school/work (Work and Social Adjustment Scale) Scale from: 0 to 40.	3.08
Exercise performance measure (6 min walk test)	88

1 Table 74: MID for continuous outcomes (0.5 x SD): CBT (individual face-to-face) versus GET: adults, severity mixed or unclear

Outcomes	MID
Quality of life (EQ5D) Scale from: -0.594 to 1.	0.13
Fatigue/fatigability (Chalder fatigue questionnaire) Scale from: 0 to 33.	1.88
Physical functioning (SF36 physical function) Scale from: 0 to 100.	7.68
Psychological status (HADS anxiety) Scale from: 0 to 21.	2.13
Psychological status (HADS depression) Scale from: 0 to 21.	1.83
Pain (numeric rating scale) - muscle pain Scale from: 0 to 4.	0.69
Pain (numeric rating scale) - joint pain Scale from: 0 to 4.	0.66
Sleep quality (Jenkins sleep scale) Scale from: 0 to 20.	2.3
Return to school/work (Work and social adjustment scale) Scale from: 0 to 40.	3.13
Exercise performance measure (6 minute walk test)	43.25

2 Table 75: MID for continuous outcomes (0.5 x SD): CBT (group-based) + GET versus usual care: age and severity mixed or unclear

Outcomes	MID
Quality of life (SF36 emotional role) Scale from: 0 to 100.	22.62

Outcomes	MID
Quality of life (SF36 general health) Scale from: 0 to 100.	7.85
Quality of life (SF36 physical role) Scale from: 0 to 100.	12.75
Quality of life (SF36 social function) Scale from: 0 to 100.	12.62
Quality of life (SF36 vitality) Scale from: 0 to 100.	7.53
Quality of life (SF36 physical functioning) Scale from: 0 to 100.	11.22
Quality of life (SF36 mental health) Scale from: 0 to 100.	10.93
Quality of life (SF36 bodily pain) Scale from: 0 to 100.	10.82
General symptom scales Stanford Health Assessment Questionnaire - global health status. Scale from: 0 to 10.	1.05
Physical functioning (Stanford Health Assessment Questionnaire) Scale from: 0 to 3.	0.36
Pain (Stanford Health Assessment Questionnaire - pain intensity) Scale from: 0 to 10.	1.24

1 **Table 76: MID for continuous outcomes (0.5 x SD): CBT (individual face-to-face) versus psychoeducation/pacing: severity and age**
2 **mixed or unclear**

Outcomes	MID
General symptom scales Strengths and Difficulties Questionnaire. Scale from: 0 to 40.	2.56

Outcomes	MID
Fatigue/fatigability (Chalder Fatigue Scale) Scale from: 0 to 33.	2.59
Physical functioning (SF36 physical functioning) Scale from: 0 to 100.	12.67
Return to school or work (% school attendance over 2 weeks) Scale from: 0 to 100.	22.8
Return to school or work (Work and Social Adjustment Scale) Scale from: 0 to 40.	0.73

1 **Table 77: MID for continuous outcomes (0.5 x SD): CBT (individual face-to-face) versus waiting list: age and severity mixed or**
 2 **unclear**

Outcomes	MID
Fatigue (Checklist Individual Strength - fatigue severity sub scale) Scale from: 8 to 56.	2.05
Physical functioning (SF36 physical functioning) Scale from: 0 to 100.	8.38
Return to school or work (School attendance (hours attended/total hours))	19.38

1 **Table 78: MID for continuous outcomes (0.5 x SD): CBT (individual face-to-face) versus counselling: age and severity mixed or unclear**
2

Outcomes	MID
Fatigue (Chalder fatigue scale) Scale from: 0 to 33.	4.2
Psychological status (Hospital anxiety and depression scale - anxiety) Scale from: 0 to 21.	2.5
Psychological status (Hospital anxiety and depression scale - depression) Scale from: 0 to 21.	2.1

3 **Table 79: MID for continuous outcomes (0.5 x SD): CBT (individual face-to-face) versus GET: age and severity mixed or unclear**

Outcomes	MID
Fatigue (Chalder fatigue scale) Scale from: 0 to 33.	2.27

4 **Table 80: MID for continuous outcomes (0.5 x SD): CBT (web/written) versus usual care: young people, severity mixed or unclear**

Outcomes	MID
Fatigue/fatigability (Fatigue severity (CIS-20)) Scale from: 8 to 56.	2.25
Physical functioning (Child health questionnaire physical functioning) Scale from: 0 to 100.	8.85
Return to school or work (mean school attendance) Scale from: 0 to 100.	15.5

1 **Table 81: MID for continuous outcomes (0.5 x SD): CBT (individual face-to-face) + biofeedback versus usual care: children, severity mixed or unclear**
2

Outcomes	MID
Fatigue (Fatigue Assessment Scale %) Scale from: 0 to 100.	1.98
Return to school or work (School attendance hours/month)	6.93

3 **Table 82: MID for continuous outcomes (0.5 x SD): CBT (individual face-to-face) versus relaxation: adults, moderate severity**

Outcomes	MID
Quality of life (Quality of Life Scale) Scale from: 16 to 112.	8.58
Fatigue (Fatigue Severity Scale) Scale from: 1 to 7.	0.34
Physical functioning (SF36 physical functioning) Scale from: 0 to 100.	13.53
Psychological status (Beck depression inventory) Scale from: 0 to 63.	4.57
Psychological status (Beck Anxiety Inventory) Scale from: 0 to 63.	4.12
Pain (Brief Pain Inventory - severity) Scale from: 0 to 10.	1.27
Exercise performance measure (6 minute walk)	148.33

1 Table 83: MID for continuous outcomes (0.5 x SD): CBT (individual face-to-face) versus cognitive therapy: adults, moderate severity

Outcomes	MID
Quality of life (Quality of Life Scale) Scale from: 16 to 112.	7.43
Fatigue (Fatigue Severity Scale) Scale from: 1 to 7.	0.3
Physical functioning (SF36 physical functioning) Scale from: 0 to 100.	12.79
Psychological status (Beck depression inventory) Scale from: 0 to 63.	5.17
Psychological status (Beck Anxiety Inventory) Scale from: 0 to 63.	3.72
Exercise performance measure (6 minute walk)	170.57
Pain (Brief Pain Inventory - severity) Scale from: 0 to 10.	1.13

2 Table 84: MID for continuous outcomes (0.5 x SD): CBT (individual face-to-face) versus anaerobic activity therapy: adults, moderate severity

Outcomes	MID
Quality of life (Quality of Life Scale) Scale from: 16 to 112.	7.86
Fatigue (Fatigue Severity Scale) Scale from: 1 to 7.	0.36
Physical functioning (SF36 physical functioning) Scale from: 0 to 100.	10.77
Psychological status (Beck depression inventory) Scale from: 0 to 63.	5.63

Outcomes	MID
Psychological status (Beck Anxiety Inventory) Scale from: 0 to 63.	3.84
Exercise performance measure (6 minute walk)	144.44
Pain (Brief Pain Inventory - severity) Scale from: 0 to 10.	1.22

1 **Table 85: MID for continuous outcomes (0.5 x SD): Education and support groups versus usual care: adults, severity mixed or**
2 **unclear**

Outcomes	MID
Quality of life (SF36 physical) Pooled 6 and 12 month data. Scale from: 0 to 100.	3.68
Quality of life (SF36 mental) Pooled 6 and 12 month data. Scale from: 0 to 100.	5.65
Quality of life (Health status (HUI3)) Pooled 6 and 12 month data. Scale from: -0.36 to 1.	0.15
Fatigue (Chalder fatigue score) Pooled 6 and 12 month data. Scale from: 0 to 33.	3.16
Cognitive function (total words recalled) Pooled 6 and 12 month data.	1.92
Cognitive function (correct words) Pooled 6 and 12 month data.	1.83
Cognitive function (reaction time) Pooled 6 and 12 month data.	54.48
Psychological status (HADS anxiety) Pooled 6 and 12 month data. Scale from: 0 to 21.	2.18

Outcomes	MID
Psychological status (HADS depression) Pooled 6 and 12 month data. Scale from: 0 to 21.	1.64
Psychological status (General health Questionnaire) Pooled 6 and 12 month data. Scale from: 0 to 36.	3.58
Exercise performance measure (Normal walking speed) Pooled 6 and 12 month data.	3.36
Exercise performance measure (Shuttles walked) Pooled 6 and 12 month data.	11.46

1 Table 86: MID for continuous outcomes (0.5 x SD): Cognitive therapy versus relaxation: adults, moderate severity

Outcomes	MID
Quality of life (Quality of Life Scale) Scale from: 16 to 112.	8.5
Fatigue (Fatigue Severity Scale) Scale from: 1 to 7.	0.34
Physical functioning (SF36 physical functioning) Scale from: 0 to 100.	12.59
Psychological status (Beck depression inventory) Scale from: 0 to 63.	4.08
Psychological status (Beck Anxiety Inventory) Scale from: 0 to 63.	4.07
Exercise performance measure (6 minute walk)	170.52
Pain (Brief Pain Inventory - severity) Scale from: 0 to 10.	1.11

1 Table 87: MID for continuous outcomes (0.5 x SD): Buddy/mentor programme versus Wait-list: adults, severity mixed or unclear

Outcomes	MID
Quality of life (Quality of Life Index) Scale from: 0-30	2.05
General Symptom Scales (Chronic Fatigue Syndrome Symptom Rating Form) Scale from: 0 to 100.	1.45
Fatigue (Fatigue Severity Scale) Scale from: 1 to 63.	1.83
Physical Functioning (SF36 Physical Functioning) Scale from: 0 to 100.	10.75
Psychological Status (Perceived Stress Scale) Scale from: 0 to 16.	1.13
Psychological Status (CORE-E - Overall Resource Gain) Scale from: 0 to 518.	37.21
Psychological Status (CORE-E - Overall Resource Loss) Scale from: 0 to 518.	51.73

2 Table 88: MID for continuous outcomes (0.5 x SD): The Lightning Process and specialist medical care versus specialist medical care: moderate, age mixed or unclear

Outcomes	MID
Fatigue (Chalder Fatigue Scale) Scale from: 0 to 33.	2.1
Physical Functioning (SF36 Physical Functioning) Scale from: 0 to 100.	10.08
Psychological Status (Spence Children's Anxiety Scale) Scale from: 0 to 114.	9.25

Outcomes	MID
Psychological Status (Hospital Anxiety and Depression Scale sub scales) - Anxiety Scale from: 0 to 21.	2.23
Psychological Status (Hospital Anxiety and Depression Scale sub scales) - Depression Scale from: 0 to 21.	1.88
Pain (Visual Analogue Scale) Scale from: 0 to 100.	14.48
Return to School/Work (School/college attendance in the previous week)	0.85

1 **Table 89: MID for continuous outcomes (0.5 x SD): Pragmatic rehabilitation versus Supportive listening: adults, severity mixed or unclear**
2

Outcomes	MID
Fatigue (Chalder Fatigue Scale 11-item) Scale from: 0 to 11.	0.54
Physical Functioning (SF36 Physical Functioning) Scale from: 0 to 100.	9.23
Psychological Status (Hospital Anxiety and Depression Scale sub scales) - Anxiety Scale from: 0 to 21.	2.47
Psychological Status (Hospital Anxiety and Depression Scale sub scales) - Depression Scale from: 0 to 21.	2.04
Sleep Quality (Jenkin's Sleep Scale) Scale from: 0 to 20.	2.41

1 Table 90: MID for continuous outcomes (0.5 x SD): Pragmatic rehabilitation versus Usual care: adults, severity mixed or unclear

Outcomes	MID
Fatigue (Chalder Fatigue Scale 11-item) Scale from: 0 to 11.	0.57
Physical Functioning (SF36 Physical Functioning) Scale from: 0 to 100.	9.37
Psychological Status (Hospital Anxiety and Depression Scale sub scales) - Anxiety Scale from: 0 to 21.	2.46
Psychological Status (Hospital Anxiety and Depression Scale sub scales) - Depression Scale from: 0 to 21.	2.08
Sleep Quality (Jenkin's Sleep Scale) Scale from: 0 to 20.	2.46
Exercise Performance Measure (Step-Test) - Number of Steps Completed	1.98
Exercise Performance Measure (Step-Test) - Time Taken to Complete Steps	8.98

2 Table 91: MID for continuous outcomes (0.5 x SD): Supportive listening versus Usual care: adults, severity mixed or unclear

Outcomes	MID
Fatigue (Chalder Fatigue Scale 11-item) Scale from: 0 to 11.	0.55
Physical Functioning (SF36 Physical Functioning) Scale from: 0 to 100.	9.67
Psychological Status (Hospital Anxiety and Depression Scale sub scales) - Anxiety Scale from: 0 to 21.	2.55
Psychological Status (Hospital Anxiety and Depression Scale sub scales) - Depression Scale from: 0 to 21.	2.08

Outcomes	MID
Sleep Quality (Jenkin's Sleep Scale) Scale from: 0 to 20.	2.43

1 **Table 92: MID for continuous outcomes (0.5 x SD): Mindfulness based cognitive therapy versus Wait-list: adults, severity mixed or unclear**
2

Outcomes	MID
Fatigue (Chalder Fatigue Scale) SMD used as two different scales combined (0-33 and 0-42)	0.5 (SMD)
Physical Functioning (SF36 Physical Functioning) Scale from: 0 to 100.	11.58
Psychological Status (Hospital Anxiety and Depression scale sub scales) - Anxiety Scale from: 0 to 21.	2.43
Psychological Status (Hospital Anxiety and Depression scale sub scales) - Depression Scale from: 0 to 21.	2.25
Return to School/Work (Work and Social Adjustment Scale) Scale from: 0 to 40.	4.28

3 **Table 93: MID for continuous outcomes (0.5 x SD): Focused group therapy versus Wait-list: adults, severity mixed or unclear**

Outcomes	MID
Quality of Life (Gothenburg Quality of Life Scale) Scale from: 18 to 126.	6.88
Quality of life (Visual analogue scale)	1

Outcomes	MID
Scale from: 0 to 10	

1 Table 94: MID for continuous outcomes (0.5 x SD): Graded exercise therapy versus standard care: adults, severity mixed or unclear

Outcomes	MID
Quality of life (EQ5D) Scale from: -0.594 to 1.	0.14
Fatigue/fatigability (Chalder fatigue questionnaire) SMD used as two different scales combined (0-33 and 0-42)	0.5 (SMD)
Fatigue/fatigability (Chalder fatigue questionnaire) Scale from: 0 to 33.	1.85
Physical functioning (SF36 physical function) Scale from: 0 to 100.	11.3
Physical functioning (SF36 physical function) Scale from: 0 to 100.	7.7
Psychological status (Hospital Anxiety and Depression Scale - depression) Scale from: 0 to 21.	1.95
Psychological status (Hospital Anxiety and Depression Scale - anxiety) Scale from: 0 to 21.	2.25
Pain (numeric rating scale 0-4) - muscle pain Scale from: 0 to 4.	0.67
Pain (numeric rating scale 0-4) - joint pain Scale from: 0 to 4.	0.74
Sleep quality (Jenkins sleep scale) Scale from: 0 to 20.	2.33

Outcomes	MID
Return to school/work (Work and Social Adjustment Scale) Scale from: 0 to 40.	3.62
Return to school/work (Work and social adjustment scale) Scale from: 0 to 40.	3.25
Exercise performance measure (6 minute walk)	45.5
Exercise performance measure (VO2 peak/aerobic capacity)	2.8
Exercise performance measure (Peak power)	16.5
Exercise performance measure (Elapsed exercise test time - cycle ergometer)	1.25
Exercise performance measure (VEpeak)	6.5

1 **Table 95: MID for continuous outcomes (0.5 x SD): Graded exercise therapy versus flexibility/relaxation treatment: adults, severity**
 2 **mixed or unclear**

Outcomes	MID
Fatigue/fatigability (Chalder fatigue scale total) Scale from: 0 to 42.	3.18
Fatigue/fatigability (Chalder fatigue scale sub scales) - Mental Scale from: 0 to 21.	0.96
Fatigue/fatigability (Chalder fatigue scale sub scales) - Physical Scale from: 0 to 21.	1.79
Physical function (SF36 physical function) Scale from: 0 to 100.	10.2

Outcomes	MID
Cognitive function (Stroop test) - 82 questions	10.72
Cognitive function (Stroop test) - 95 questions	17.59
Psychological status (Hospital Anxiety and Depression Scale - depression) Scale from: 0 to 21.	1.51
Psychological status (Hospital Anxiety and Depression Scale - anxiety) Scale from: 0 to 21.	1.93
Exercise performance measure (Treadmill walking test duration)	1.83
Exercise performance measure (VO2peak)	2.75

1 **Table 96: MID for continuous outcomes (0.5 x SD): Graded exercise therapy versus heart rate variability biofeedback therapy: adults,**
 2 **severity mixed or unclear**

Outcomes	MID
Quality of life (SF36 physical component) Scale from: 0 to 100.	6.1
Quality of life (SF36 mental component) Scale from: 0 to 100.	4.45
Fatigue/fatigability (Multidimensional Fatigue Inventory) Scale from: 20 to 100.	7.95
Psychological status (Patient Health Questionnaire-9)	1.55

1 **Table 97: MID for continuous outcomes (0.5 x SD): Graded exercise therapy versus adaptive pacing therapy: adults, severity mixed**
2 **or unclear**

Outcomes	MID
Quality of life (EQ5D) Scale from: -0.594 to 1.	0.13
Fatigue/fatigability (Chalder fatigue scale) Scale from: 0 to 33.	1.95
Physical functioning (SF36 physical function) Scale from: 0 to 100.	8.08
Psychological status (Hospital anxiety and depression scale - depression) Scale from: 0 to 21.	1.88
Psychological status (Hospital anxiety and depression scale - anxiety) Scale from: 0 to 21.	2.1
Pain (NRS 0-4) - muscle pain Scale from: 0 to 4.	0.71
Pain (NRS 0-4) - joint pain Scale from: 0 to 4.	0.75
Sleep quality (Jenkins sleep scale)	2.3
Return to school/work (Work and social adjustment scale)	3.1
Exercise performance measure (6 minute walk test)	44.25

3 **Table 98: MID for continuous outcomes (0.5 x SD): Graded exercise therapy versus intermittent exercise: adults, severity mixed or**
4 **unclear**

Outcomes	MID
Exercise performance measure (VO2 peak/aerobic capacity)	2.5

Outcomes	MID
Exercise performance measure (Peak power)	6.25
Exercise performance measure (Elapsed exercise test time - cycle ergometer)	1.25
Exercise performance measure (VE _{peak})	6

1 Table 99: MID for continuous outcomes (0.5 x SD): GET versus Activity diaries: age and severity mixed or unclear

Outcomes	MID
Fatigue (Chalder fatigue scale - change scores)	4.03
Psychological status (Hospital anxiety and depression scale - depression - change scores) Scale from: 0 to 21.	1.49
Exercise performance measure (VO ₂ peak - change scores)	2.53

2 Table 100: MID for continuous outcomes (0.5 x SD): GET versus Standard care: age and severity mixed or unclear

Outcomes	MID
Fatigue/fatigability (Chalder fatigue questionnaire 0-11 scale) Scale from: 0 to 11.	1.04
Physical functioning (SF36 physical function 10-30 scale) Scale from: 10 to 30.	2.23
Psychological status (Hospital Anxiety and Depression Scale - depression) Scale from: 0 to 21.	2.38

Outcomes	MID
Psychological status (Hospital Anxiety and Depression Scale - anxiety) Scale from: 0 to 21.	2.38
Sleep quality (Sleep problem questionnaire) Scale from: 0 to 20.	2.83

1 **Table 101: MID for continuous outcomes (0.5 x SD): Intermittent exercise versus standard care: adults, severity mixed or unclear**

Outcomes	MID
Exercise performance measure (VO2 peak/aerobic capacity)	3.25
Exercise performance measure (Peak power)	11.75
Exercise performance measure (Elapsed exercise test time - cycle ergometer)	1.5
Exercise performance measure (VEpeak)	7

2 **Table 102: MID for continuous outcomes (0.5 x SD): Orthostatic training versus sham: adults, severity mixed or unclear**

Outcomes	MID
Fatigue/fatigability (Fatigue Impact Scale)	12.63

1 Table 103: MID for continuous outcomes (0.5 x SD): Qigong versus no treatment: adults, severity mixed or unclear

Outcomes	MID
Quality of life (SF36 sub scales) - change scores - Mental health Scale from: 0 to 100.	9
Quality of life (SF36 sub scales) - change scores - Vitality Scale from: 0 to 100.	8.5
Quality of life (SF36 sub scales) - change scores - Bodily pain Scale from: 0 to 100.	9
Quality of life (SF36 sub scales) - change scores - General health Scale from: 0 to 100.	7
Quality of life (SF36 sub scales) - change scores - Social functioning Scale from: 0 to 100.	12.5
Quality of life (SF36 sub scales) - change scores - Role emotional Scale from: 0 to 100.	29
Quality of life (SF36 sub scales) - change scores - Physical functioning Scale from: 0 to 100.	6.5
Quality of life (SF36 sub scales) - change scores - Role physical Scale from: 0 to 100.	10.5
Fatigue (Fatigue severity scale) Scale from: 9 to 63.	0.3
Exercise performance measure (VO2 max)	2.8
Exercise performance measure (Max workload)	12.5

1 **Table 104: MID for continuous outcomes (0.5 x SD): Anaerobic activity therapy versus cognitive therapy: adults, moderate**
2 **severity**

Outcomes	MID
Quality of life (Quality of life scale) Scale from: 16 to 112.	7.78
Fatigue/fatigability (Fatigue severity scale) Scale from: 1 to 7.	0.36
Physical functioning (SF36 physical function) Scale from: 0 to 100.	9.84
Psychological status (Beck depression inventory) Scale from: 0 to 63.	5.15
Psychological status (Beck anxiety inventory) Scale from: 0 to 63.	3.78
Exercise performance measure (6 minute walk test)	166.63
Pain (Brief pain inventory - severity) Scale from: 0 to 10.	1.06

3 **Table 105: MID for continuous outcomes (0.5 x SD): Anaerobic activity therapy versus relaxation techniques: adults, moderate**
4 **severity**

Outcomes	MID
Quality of life (Quality of life scale) Scale from: 16 to 112.	8.94
Physical functioning (SF36 physical function) Scale from: 0 to 100.	10.58
Fatigue/fatigability (Fatigue severity scale) Scale from: 1 to 7.	0.4

Outcomes	MID
Psychological status (Beck depression inventory) Scale from: 0 to 63.	4.55
Psychological status (Beck anxiety inventory) Scale from: 0 to 63.	4.18
Exercise performance measure (6 minute walk test)	144.39
Pain (Brief pain inventory - severity) Scale from: 0 to 10.	1.19

- 1
- 2 **Table 106: MID for continuous outcomes (0.5 x SD): Isometric yoga versus Usual care: adults, severity mixed or unclear**

Outcomes	MID
Fatigue (Chalder fatigue scale) Scale from: 0 to 42.	3.08

- 3 **Table 107: MID for continuous outcomes (0.5 x SD): Music therapy and Traditional Chinese Medicine versus Traditional Chinese**
4 **Medicine: age and severity mixed or unclear**

Outcomes	MID
Fatigue (Fatigue Scale based on Chalder Fatigue Scale)	1.71
Psychological status (Hamilton depression scale) Scale from: 0 to 52.	1.5

Outcomes	MID
Psychological status (Hamilton anxiety scale) Scale from: 0 to 56.	0.73

1 Table 108: MID for continuous outcomes (0.5 x SD): Homeopathy versus Placebo: adults, severity mixed or unclear

Outcomes	MID
Quality of life (Functional limitations profile subscales) - Physical dimension	7.25
Quality of life (Functional limitations profile subscales) - Psychosocial dimension	7.45
Fatigue (Fatigue impact scale subscales) - Cognitive dimension Scale from: 0 to 40.	4.25
Fatigue (Fatigue impact scale subscales) - Physical dimension Scale from: 0 to 40.	3.48
Fatigue (Fatigue impact scale subscales) - Social dimension Scale from: 0 to 40.	7.98
Fatigue (Multidimensional fatigue inventory subscales) - General fatigue Scale from: 4 to 20.	0.98
Fatigue (Multidimensional fatigue inventory subscales) - Physical fatigue Scale from: 4 to 20.	1.33
Fatigue (Multidimensional fatigue inventory subscales) - Mental fatigue Scale from: 4 to 20.	1.68
Fatigue (Multidimensional fatigue inventory subscales) - Reduced activity Scale from: 4 to 20.	1.73
Fatigue (Multidimensional fatigue inventory subscales) - Reduced motivation Scale from: 4 to 20.	1.9

1 Table 109: MID for continuous outcomes (0.5 x SD): Acupuncture versus Sham acupuncture: adults, severity mixed or unclear

Outcomes	MID
Quality of life (SF12 subscales) - Physical Scale from: 0 to 100.	4.26
Quality of life (SF12 subscales) - Mental Scale from: 0 to 100.	4.95
Fatigue (Chalder fatigue scale subscales - 14-item) - Physical fatigue	2.66
Fatigue (Chalder fatigue scale subscales - 14-item) - Mental fatigue	2.54
Psychological status (GHQ12) Scale from: 0 to 12.	2

2 Table 110: MID for continuous outcomes (0.5 x SD): Abdominal tuina versus Acupuncture: adults, severity mixed or unclear

Outcomes	MID
Fatigue (fatigue scale 14) Scale from: 0 to 14.	0.75
Psychological status (self-rating anxiety scale) Scale from: 20 to 80.	1.7
Psychological status (Hamilton rating scale for depression)	1.33

**1 Table 111: MID for continuous outcomes (0.5 x SD): Low sugar, low yeast diet versus Healthy eating (advice): adults, severity
2 mixed or unclear**

Outcomes	MID
Quality of life (SF36 subscales) - General health Scale from: 0 to 100.	9.7
Quality of life (SF36 subscales) - Physical function Scale from: 0 to 100.	12.48
Quality of life (SF36 subscales) - Role function Scale from: 0 to 100.	9.8
Quality of life (SF36 subscales) - Role emotion Scale from: 0 to 100.	22.78
Quality of life (SF36 subscales) - Social function Scale from: 0 to 100.	12.93
Quality of life (SF36 subscales) - Body pain Scale from: 0 to 100.	12.4
Quality of life (SF36 subscales) - Vitality Scale from: 0 to 100.	8.3
Quality of life (SF36 subscales) - Mental health Scale from: 0 to 100.	9.23
Fatigue: Chalder fatigue scale (14-item) Scale from: 0 to 42.	3.15
Psychological status (Hospital anxiety and depression scale subscales) - Anxiety Scale from: 0 to 21.	2.33
Psychological status (Hospital anxiety and depression scale subscales) - Depression Scale from: 0 to 21.	1.83

1 Table 112: MID for continuous outcomes (0.5 x SD): Aclydine and amino acids versus Placebo: adults, severity mixed or unclear

Outcomes	MID
General symptom scales (Sickness impact profile-8) Scale from: 0 to 5799.	250.53
Fatigue (Checklist individual strength - fatigue severity subscale) Scale from: 8 to 56.	3.83
Activity levels (Actometer)	11.43

2 Table 113: MID for continuous outcomes (0.5 x SD): Polynutrient supplement versus Placebo: adults, severity mixed or unclear

Outcomes	MID
General symptom scales (Sickness impact profile-8) Scale from: 0 to 5799.	337.25
Fatigue (Checklist individual strength - fatigue subscale) Scale from: 8 to 56.	1.95
Activity levels (Actometer) Scale from: 0 to 300.	9.33

3 Table 114: MID for continuous outcomes (0.5 x SD): Aribinoxylane versus Placebo: adults, severity mixed or unclear

Outcomes	MID
Quality of life (WHOQOL-BREF subscales) - Physical wellbeing Scale from: 0 to 100.	7.93
Quality of life (WHOQOL-BREF subscales) - Psychological wellbeing Scale from: 0 to 100.	8.1

Outcomes	MID
Quality of life (WHOQOL-BREF subscales) - Social wellbeing Scale from: 0 to 100.	10.8
Quality of life (WHOQOL-BREF subscales) - Environmental wellbeing Scale from: 0 to 100.	8.08
General symptom scales (Measure yourself medical outcomes profile 2) Scale from: 0 to 6.	0.6
Fatigue (Chalder fatigue scale 11-item) Scale from: 0 to 11.	1.85
Psychological status (Hospital anxiety and depression scale) - Anxiety Scale from: 0 to 21.	2.25
Psychological status (Hospital anxiety and depression scale) - Depression Scale from: 0 to 21.	2.2

1 **Table 115: MID for continuous outcomes (0.5 x SD): Vitamin D versus Placebo: adults, severity mixed or unclear**

Outcomes	MID
Fatigue (Piper fatigue scale)	0.78
Psychological status (Hospital anxiety and depression scale) - Anxiety Scale from: 0 to 21.	2.2
Psychological status (Hospital anxiety and depression scale) - Depression Scale from: 0 to 21.	2.3

1 Table 116: MID for continuous outcomes (0.5 x SD): Coenzyme Q10 and NADH versus Placebo: adults, severity mixed or unclear

Outcomes	MID
Fatigue (Fatigue Index Scale) Scale from: 0 to 160.	8.73
Pain (McGill pain questionnaire subscales) - Affective Scale from: 0 to 12.	1.43
Pain (McGill pain questionnaire subscales) - Sensory Scale from: 0 to 33.	2.58
Sleep quality (Global Pittsburgh sleep quality index) Scale from: 0 to 21.	1.65
Exercise performance measure (VO2 max)	1.9
Exercise performance measure (Max workload in km/h)	10.6

2 Table 117: MID for continuous outcomes (0.5 x SD): Guanidinoacetic acid (GAA) versus Placebo: adults, severity mixed or unclear

Outcomes	MID
Quality of life (SF36 sub scales) - PCS Scale from: 0 to 100.	2.45
Quality of life (SF36 sub scales) - MCS Scale from: 0 to 100.	6.65
Fatigue (Multidimensional fatigue inventory sub scales) - General fatigue Scale from: 4 to 20.	0.75
Fatigue (Multidimensional fatigue inventory sub scales) - Physical fatigue Scale from: 4 to 20.	0.5
Fatigue (Multidimensional fatigue inventory sub scales) - Mental fatigue Scale from: 4 to 20.	0.65

Outcomes	MID
Fatigue (Multidimensional fatigue inventory sub scales) - Reduced activity Scale from: 4 to 20.	0.8
Fatigue (Multidimensional fatigue inventory sub scales) - Reduced motivation Scale from: 4 to 20.	0.75
Pain (Visual analogue scale) - At rest Scale from: 0 to 10.	0.55
Pain (Visual analogue scale) - During activity Scale from: 0 to 10.	0.75

1 **Table 118: MID for continuous outcomes (0.5 x SD): Ubiquinol-10 versus Placebo: adults, severity mixed or unclear**

Outcomes	MID
Cognitive function (Uchida-Kraepelin psychodiagnostic test) - Number of responses	35.82
Cognitive function (Uchida-Kraepelin psychodiagnostic test) - Number of correct responses	36.4

2 **Table 119: MID for continuous outcomes (0.5 x SD): Myelophil versus placebo: adults, severity mixed or unclear**

Outcomes	MID
Fatigue (numeric rating scale) Scale from: 0 to 99.	7.73
Fatigue (visual analogue scale change score) Scale from: 0 to 10.	0.875

Outcomes	MID
Fatigue (fatigue severity scale change score) Scale from: 9 to 63.	4.83

1
2

Appendix K Research recommendations

K.1.1 Research recommendation

The development of a core set of relevant health outcome measures for trials of treatments for ME/CFS and the symptom management of ME/CFS.

K.1.2 Why this is important

There is considerable controversy over the outcome measures used in trials of treatments for ME/CFS and symptom management of ME/CFS. Inconsistency in outcomes used and concerns over the validity of some outcome measures in an ME/CFS population makes it difficult to combine and compare results from different trials, limiting the ability to draw conclusions on the clinical and cost effectiveness of interventions. The development of a core outcome set will allow the direct comparison of treatments for ME/CFS and symptom management and shape and optimise ME/CFS trial design.

K.1.3 Rationale for research recommendation / Modified PICO

Research question	Population: Specialist ME/CFS healthcare professionals and researchers People with lived experience of ME/CFS in the UK., including children and young people, people with severe and very severe ME/CFS, people with ME/CFS with learning disabilities. Intervention: For use in all trials of interventions to treat or manage ME/CFS. Setting: For intended use in research and practice.
Importance to patients or the population	At present there is no agreed core outcome set for ME/CFS for use in trials in the clinical effectiveness of treatments for ME/CFS or management of symptoms. Without a standardised set of validated outcome measures trials cannot be combined in meta-analysis and treatments can not be directly compared to allow clinicians to evaluate their effectiveness.
Relevance to NICE guidance	High quality research in this area will reduce the heterogeneity of the evidence base and will inform the evidence base to support decision making for NICE recommendations in the area of treatment and symptom management of ME/CFS.
Relevance to the NHS	Stronger recommendations for the treatment of ME/CFS and symptom management will offer clinicians clearer guidance in providing care for people with ME/CFS.
National priorities	None
Current evidence base	Throughout the development of the guideline the heterogeneity of the outcomes in the evidence base was noted.
Equality	The recommendation is unlikely to impact on equality issues.
Study design	Phase 1: Systematic search to identify existing or ongoing studies on developing a core outcome set using the COMET online database and studies reporting on Patient Reported outcome measures (PROMS). Phase 2: Systematic review to evaluate current outcome measures used in trials, identifying the frequency of use of each outcome and validation data. In line with the four-step process for developing core outcome sets outlined in the COMET handbook, this is to initially identify and agree on potential outcomes, to define and determine how they will be measured. These should include family reported outcome measures as well as patient reported outcome measures

	Phase 3: To reach consensus on which outcomes should be included in the core outcome set, their definition and measurement, a Delphi consensus technique of multiple rounds, involving specialists, research experts and people with lived experience of ME/CFS in the UK will be used.
Feasibility	The proposed research can be carried out on a realistic timescale and at a reasonable cost. The systematic review of evidence as well as the survey or questionnaire methodology likely to be used to establish consensus are not likely to involve additional costs. The number of existing studies can provide a wealth of information on potential outcomes while consensus on outcomes is likely to depend on the response rate of ME/CFS specialists, researchers and people with lived experience of ME/CFS.
Other comments	There is controversy over the use of subjective outcome measures in ME/CFS effectiveness research and this would address that issue.
Importance	High: the research is of interest and will fill existing evidence gaps.

K.1.4 Research recommendation

What is the clinical and cost effectiveness of self-monitoring technologies in guiding energy management?

K.1.5 Why this is important

Energy management (also can be described as pacing by people with ME/CFS) is a widely use self-management strategy in ME/CFS. Many people with ME/CFS report benefit from the use of self-monitoring aids or technologies to assist or guide their energy management. Advice offered on self- management is currently variable with many services simply signposting or providing general advice rather than providing specific instructions in self-monitoring strategies. This is as a result of limited low quality evidence regarding the benefits of self-monitoring strategies in ME/CFS symptom management. A randomised controlled study into the benefits of self-monitoring strategies will add a meaningful contribution to the evidence base in the symptom management of ME/CFS. There is a need for high quality trials into the effectiveness and cost effectiveness of self-monitoring strategies for the management of ME/CFS.

K.1.6 Rationale for research recommendation / Modified PICO

PICO question	Population: Adults, children and young people who are diagnosed as having ME/CFS using the NICE 2020 criteria. Intervention(s): Self-monitoring Techniques/technologies (for example, diaries, step monitors, heart rate monitors, actigraphy). Comparison: No treatment / wait list control / usual care/Each other Outcome(s): Quality of life, Fatigue/fatigability, Physical functioning, Cognitive function, Sleep quality, Treatment-related adverse effects, Pain, Activity levels, Exercise performance measures Family reported outcome measures
Importance to patients or the population	If self-monitoring techniques offer clinically important benefits when added to care, at a reasonable cost threshold then it may be an important modality to enhance clinical outcome in this patient group. If specific techniques can be identified this will support people with ME/CFS to decide what techniques to choose. . Increased understanding of optimal strategies will support health care professionals and people with ME/CFS to make informed

	choices and improve patient outcomes. If self-monitoring improves family reported outcomes this may be a low cost way to decrease domestic stress for patients.
Relevance to NICE guidance	This research will determine the effectiveness and cost-effectiveness of self-management strategies and enable future guidelines to clearly recommend for or against the use of self-management strategies and if they are effective what ones to recommend.
Relevance to the NHS	A clear recommendation for self-management strategies will offer clinicians clearer guidance on best care for energy management for people with ME/CFS.
National priorities	None
Current evidence base	<p>There is limited low quality evidence (5 RCTs). The self-management programmes used activity pacing to support people to regulate and balance their energy levels. The delivery and the content of the interventions varied. Delivery of the programmes included training sessions, online booklets and videos. Diaries and step counters were used to monitor activity in two studies.</p> <p>Most of the evidence showed no clinical difference between self-management strategies and any of the comparison groups (usual care or relaxation).</p>
Equality	The recommendation is unlikely to impact on equality issues.
Study design	Randomised controlled trial with corresponding economic analysis.
Feasibility	The trial is feasible and should be straightforward to carry out.
Other comments	
Importance	Low: the research is of interest and will fill existing evidence gaps.

K.1.7 Research recommendation

What is the clinical and cost effectiveness of sleep management strategies in the management of ME/CFS?

K.1.8 Why this is important

Debilitating fatigue that is not substantially relieved by rest is a key feature of ME/CFS. Many people with ME/CFS also experience sleep disturbance, such as insomnia or hypersomnia. The use of sleep management strategies as part of the management of ME/CFS is widespread, however practice is variable with many services simply signposting or providing general advice rather than providing specific instructions in sleep management strategies. This is in the face of a lack of evidence regarding the benefits of sleep management strategies in ME/CFS symptom management.

There is therefore a need for high quality trials into the clinical and cost effectiveness of sleep management strategies for the management of ME/CFS. A randomised controlled study into the benefits of sleep management strategies can make a meaningful contribution to the evidence base in the symptom management of ME/CFS potentially leading to better health outcomes for people with ME/CFS.

K.1.9 Rationale for research recommendation / Modified PICO

PICO question	<p>Population: Adults, children and young people who are diagnosed as having ME/CFS using the NICE 2020 criteria.</p> <p>Intervention(s): Sleep management strategies, for example</p> <ul style="list-style-type: none"> • Day time naps • Wakeful rest (includes relaxation techniques, self-hypnotherapy, mindfulness) • Sleep hygiene (for example consistent sleep/wake times, bedtime routines, dark room, quiet in the bedroom, no electronic devices, no caffeine/alcohol) • On demand sleep (i.e. responding to sleep needs intuitively without either denying sleep, nor trying to enforce it at pre-determined times.) • Vitamins/supplements (e.g. magnesium, B vitamins) • Medications (e.g. melatonin, tricyclics, hypnotics?) • Weighted blankets • Lavender pillow spray <p>Comparison: No treatment / wait list control / usual care/Each other</p> <p>Outcome(s): Quality of life, Fatigue/fatigability, Physical functioning, Cognitive function, Sleep quality, Treatment-related adverse effects, Pain, Activity levels, Exercise performance measures</p>
Importance to patients or the population	<p>If sleep management strategies are shown to offer clinically important benefits to the management of symptoms for people with ME/CFS, at a reasonable cost threshold, then it may be an important modality to improve current practice and enhance clinical outcomes in this patient group.</p> <p>If specific techniques are identified to be effective, this can support people with ME/CFS to choose effective techniques of sleep management while an increased understanding of optimal strategies can help standardise care and improve patient outcomes.</p>
Relevance to NICE guidance	<p>This research can reduce the existing uncertainty regarding the clinical and cost-effectiveness of sleep management strategies and support decision making in the development of future recommendations.</p>
Relevance to the NHS	<p>A clear recommendation for sleep management strategies will offer clinicians clearer guidance on best care for people with ME/CFS. Increased knowledge of sleep management strategies would improve and standardise care.</p>
National priorities	<p>None</p>
Current evidence base	<p>There is currently no evidence on the clinical and cost-effectiveness of sleep management strategies for ME/CFS.</p>
Equality	<p>The trial is unlikely to impact on equality issues.</p>
Study design	<p>Randomised controlled trial with corresponding economic analysis.</p>
Feasibility	<p>The trial is feasible and should be straightforward to carry out. High interest of people with ME/CFS in the development of management</p>

	strategies is likely to ensure the identification an adequate sample to enable the study.
Other comments	When considering the population, all severities of ME/CFS should be included where possible, including people with severe or very severe ME/CFS.
Importance	Low: the research is of interest and will fill existing evidence gaps.

K.1.10 Research recommendation

What is the clinical and cost effectiveness of dietary strategies in the management of ME/CFS?

K.1.11 Why this is important

The use of dietary strategies in ME/CFS management is widespread. Practice is variable with many services simply recommending or signposting rather than providing specific instructions in dietary strategies. Fad diets or restrictive diets are commonly tried by people with ME/CFS wanting to improve their symptoms. This is in the face of limited low quality evidence regarding the benefits of dietary strategies in ME/CFS symptom management. A randomised controlled study into the benefits of dietary strategies will add a meaningful contribution to the evidence base in the symptom management of ME/CFS. There is a need for high quality trials into the effectiveness and cost effectiveness of dietary strategies for the management of ME/CFS.

K.1.12 Rationale for research recommendation / Modified PICO

PICO question	<p>Population: Adults, children and young people who are diagnosed as having ME/CFS using the NICE 2020 criteria</p> <p>Intervention(s): Dietary strategies, for example:</p> <ul style="list-style-type: none"> • healthy eating diet • impact of different food groups • small frequent meals • low FODMAP • ketogenic diet (or low carbohydrate diet) • low histamine diet • dietary supplements (e.g. probiotics, vitamins and minerals) • use of aids and adaptations to support food preparation <p>Comparison: No treatment / wait list control / usual care/Each other</p> <p>Outcome(s): Quality of life, Fatigue/fatigability, Physical functioning, Cognitive function, Sleep quality, Treatment-related adverse effects, Pain, Activity levels, Exercise performance measures, feasibility and cost to the person with ME/CFS,</p> <p>Measurement of key nutritional pointers and blood samples for vitamin and trace elements</p>
Importance to patients or the population	<p>If dietary strategies offer clinically important benefits to the management of symptoms for people with ME/CFS when added to care, at a reasonable cost threshold then it may be an important modality to enhance clinical outcome in this patient group. If specific techniques can be identified this will support people with ME/CFS to decide what techniques to choose.</p> <p>This research has the potential to improve in current practice. Dietary strategies are used to support the management of ME/CFS</p>

	and aim to improve quality of life. Increased understanding of optimal strategies will standardise care and improve patient outcomes.
Relevance to NICE guidance	This research will reduce the existing uncertainty regarding the effectiveness and cost-effectiveness of dietary strategies and will support future decision making for recommendations.
Relevance to the NHS	A clear recommendation for dietary strategies will offer clinicians clearer guidance on best care for people with ME/CFS. Increased knowledge of dietary strategies would improve and standardise care.
National priorities	None
Current evidence base	There is limited evidence base in the review, one small study of low quality showed no clinically important difference between a low sugar, low yeast diet and healthy eating advice for the majority of the SF36 quality of life subscales, fatigue or psychological status and a clinical benefit of healthy eating advice for the bodily pain subscale on SF36 with uncertainty.
Equality	The recommendation is unlikely to impact on equality issues.
Study design	Randomised controlled trial with corresponding economic analysis.
Feasibility	The trial is feasible and should be straightforward to carry out.
Other comments	
Importance	Low: the research is of interest and will fill existing evidence gaps.

1 2. Experience of interventions

2 Appendix A – Review protocols

3 Review protocol for experiences of people who have had interventions for ME/CFS

ID	Field	Content
	Scope	Management of ME/CFS
	Draft review question	<p>There are questions on the clinical and cost effectiveness of interventions but it has become clear that this scope needs a mixed methods approach exploring the experiences of people.</p> <p>This is a controversial research area and one of the criticisms is that the trials do not capture or reflect the breadth of experiences of people with ME/CFS when interventions are implemented.</p>
0.	PROSPERO registration number	[Complete this section with the PROSPERO registration number once allocated]
1.	Review title	What are the experiences of people who have had interventions for ME/CFS?
2.	Review question	What are the experiences of people who have had interventions for ME/CFS?
3.	Objective	<p>This is a controversial research area and one of the criticisms is that the trials do not capture or reflect the breadth of experiences of people with ME/CFS when interventions are implemented.</p> <p>This reviews aims to explore the experiences of people who have had interventions for ME/CFS.</p>

4.	Searches	<p>The following databases will be searched:</p> <ul style="list-style-type: none"> • Embase • MEDLINE • CINAHL • PsychINFO <p>Searches will be restricted by:</p> <ul style="list-style-type: none"> • English language <p>The searches may be re-run 6 weeks before the final committee meeting and further studies retrieved for inclusion if relevant.</p> <p>The full search strategies will be published in the final review</p>
5.	Condition or domain being studied	ME / CFS
6.	Population	People who have had interventions for ME/CFS
7.	Intervention/Exposure/Test	Experiences of people that have had interventions for ME/CFS and the benefits and harms they experienced,

8.	Comparator/Reference standard/Confounding factors	NA
9.	Types of study to be included	Qualitative studies (e.g. transcript data collected from focus groups / semi structured interviews) and qualitative data from surveys
10.	Other exclusion criteria	Exclusion:
11.	Context	N/A
12.	Primary outcomes (critical outcomes)	Themes emerging from qualitative data
13.	Secondary outcomes (important outcomes)	Not applicable
14.	Data extraction (selection and coding)	<p>EndNote will be used for reference management, sifting, citations and bibliographies. All references identified by the searches and from other sources will be screened for inclusion. 10% of the abstracts will be reviewed by two reviewers, with any disagreements resolved by discussion or, if necessary, a third independent reviewer.</p> <p>The full text of potentially eligible studies will be retrieved and will be assessed in line with the criteria outlined above.</p> <p>A standardised form will be used to extract information from studies (see Developing NICE guidelines: the manual section 6.4).</p> <p>Additional qualitative studies will be added to the review until themes within the analysis become saturated; i.e. studies will only be included if they contribute towards</p>

		the development of existing themes or to the development of new themes. The point at which data saturation is reached will be noted within the review.
15.	Risk of bias (quality) assessment	<p>Risk of bias will be assessed using the appropriate checklist as described in Developing NICE guidelines: the manual:</p> <p>For this review the CASP qualitative checklist will be used to assess risk of bias of individual studies.</p> <p>A sample of 10% of the critical appraisals will be quality assured by a second reviewer. Disagreements between the review authors over the risk of bias in particular studies will be resolved by discussion, with involvement of a third review author where necessary.</p>
16.	Strategy for data synthesis	<p>The synthesis of qualitative data will follow a thematic analysis approach. Information will be synthesised into main review findings. Results will be presented in a detailed narrative and in table format with summary statements of main review findings.</p> <p>GRADE CERQual will be used to synthesise the qualitative data and assess the certainty of evidence for each review finding.</p>
17.	Analysis of sub-groups	<p>Stratification:</p> <ul style="list-style-type: none"> • Children/young people vs. adults • People with severe ME/ less severe ME (as defined by the studies) • Type of intervention
18.	Type and method of review	<p><input type="checkbox"/> Intervention</p> <p><input type="checkbox"/> Diagnostic</p>

		<input type="checkbox"/> Prognostic <input checked="" type="checkbox"/> Qualitative <input type="checkbox"/> Epidemiologic <input type="checkbox"/> Service Delivery <input type="checkbox"/> Other (please specify)									
19.	Language	English									
20.	Country	England									
21.	Anticipated or actual start date	01/05/19									
22.	Anticipated completion date	01/03/20									
23.	Stage of review at time of this submission	<table border="1"> <thead> <tr> <th>Review stage</th> <th>Started</th> <th>Completed</th> </tr> </thead> <tbody> <tr> <td>Preliminary searches</td> <td><input type="checkbox"/></td> <td><input checked="" type="checkbox"/></td> </tr> <tr> <td>Piloting of the study selection process</td> <td><input type="checkbox"/></td> <td><input checked="" type="checkbox"/></td> </tr> </tbody> </table>	Review stage	Started	Completed	Preliminary searches	<input type="checkbox"/>	<input checked="" type="checkbox"/>	Piloting of the study selection process	<input type="checkbox"/>	<input checked="" type="checkbox"/>
		Review stage	Started	Completed							
		Preliminary searches	<input type="checkbox"/>	<input checked="" type="checkbox"/>							
Piloting of the study selection process	<input type="checkbox"/>	<input checked="" type="checkbox"/>									

		Formal screening of search results against eligibility criteria	<input type="checkbox"/>	<input type="checkbox"/>
		Data extraction	<input type="checkbox"/>	<input type="checkbox"/>
		Risk of bias (quality) assessment	<input type="checkbox"/>	<input type="checkbox"/>
		Data analysis	<input type="checkbox"/>	<input type="checkbox"/>
24.	Named contact	<p>5a. Named contact [Give development centre name]</p> <p>5b Named contact e-mail [Guideline email]@nice.org.uk [Developer to check with Guideline Coordinator for email address]</p> <p>5e Organisational affiliation of the review National Institute for Health and Care Excellence (NICE) and the National Guideline Centre</p>		
25.	Review team members	From the National Guideline Centre:		

		<ul style="list-style-type: none"> • Dr Kate Kelley [Guideline lead] • Ms Maria Smyth [Senior systematic reviewer] • Ms Melina Vasileiou [Systematic reviewer] • Dr Richard Clubbe [Systematic reviewer] • Dr Karin van Bart [Systematic reviewer] • Mr David Wonderling [Health economist] • Ms Agnes Cuyas [Information specialist] • Ms Kate Ashmore [Project manager]
26.	Funding sources/sponsor	This systematic review is being completed by the National Guideline Centre which receives funding from NICE.
27.	Conflicts of interest	All guideline committee members and anyone who has direct input into NICE guidelines (including the evidence review team and expert witnesses) must declare any potential conflicts of interest in line with NICE's code of practice for declaring and dealing with conflicts of interest. Any relevant interests, or changes to interests, will also be declared publicly at the start of each guideline committee meeting. Before each meeting, any potential conflicts of interest will be considered by the guideline committee Chair and a senior member of the development team. Any decisions to exclude a person from all or part of a meeting will be documented. Any changes to a member's declaration of interests will be recorded in the minutes of the meeting. Declarations of interests will be published with the final guideline.
28.	Collaborators	Development of this systematic review will be overseen by an advisory committee who will use the review to inform the development of evidence-based recommendations in line with section 3 of Developing NICE guidelines: the manual . Members of the guideline committee are available on the NICE website: [NICE guideline webpage].
29.	Other registration details	N/A
30.	Reference/URL for published protocol	[Give the citation and link for the published protocol, if there is one.]

31.	Dissemination plans	<p>NICE may use a range of different methods to raise awareness of the guideline. These include standard approaches such as:</p> <p>Notifying registered stakeholders of publication</p> <p>Publicising the guideline through NICE’s newsletter and alerts</p> <p>Issuing a press release or briefing as appropriate, posting news articles on the NICE website, using social media channels, and publicising the guideline within NICE.</p>
32.	Keywords	Patients experience, information, diverticular disease
33.	Details of existing review of same topic by same authors	N/A
34.	Current review status	<p><input checked="" type="checkbox"/> Ongoing</p> <p><input type="checkbox"/> Completed but not published</p> <p><input type="checkbox"/> Completed and published</p> <p><input type="checkbox"/> Completed, published and being updated</p> <p><input type="checkbox"/> Discontinued</p>
35..	Additional information	N/A
36.	Details of final publication	www.nice.org.uk

1 Appendix B – Literature search strategies

2 This literature search strategy was used for the following review questions:

3 • What are the experiences of people who have had interventions for ME/CFS?

4 The literature searches for this review are detailed below and complied with the methodology
5 outlined in Developing NICE guidelines: the manual.⁵²⁹

6 For more information, please see the Methodology review published as part of the
7 accompanying documents for this guideline.

B.1.8 Clinical search literature search strategy

9 Searches were constructed using a PICO framework where population (P) terms were
10 combined with Intervention (I) and in some cases Comparison (C) terms. Outcomes (O) are
11 rarely used in search strategies for interventions as these concepts may not be well
12 described in title, abstract or indexes and therefore difficult to retrieve.

13 Searches for patient views were run in Medline (OVID), Embase (OVID), CINAHL, and
14 PsycINFO (ProQuest).

15 **Table 120: Database date parameters and filters used**

Database	Dates searched	Search filter used
Medline (OVID)	1946 – 23 June 2020	Exclusions
Embase (OVID)	1974 – 23 June 2020	Exclusions
The Cochrane Library (Wiley)	Cochrane Reviews to 2020 Issue 6 of 12 CENTRAL to 2020 Issue 6 of 12	None
CINAHL, Current Nursing and Allied Health Literature (EBSCO)	Inception – 23 June 2020	None
PsycINFO (ProQuest)	Inception – 23 June 2020	Exclusions
Epistemonikos (The Epistemonikos Foundation)	Inception - 23 June 2020	None

16 Medline (Ovid) search terms

37.	Fatigue Syndrome, Chronic/
38.	chronic* fatigue*.ti,ab.
39.	((fatigue* adj2 (disorder* or syndrome* or post viral or postviral or immune dysfunction* or post infection* or postinfection*)).ti,ab.
40.	((myalgic or post infection* or postinfection*) adj (encephalomyelitis or encephalopathy)).ti,ab.
41.	((ME adj CFS) or (CFS adj ME) or CFIDS or PVFS).ti,ab.
42.	(Systemic Exertion Intolerance Disease or SEID).ti,ab.
43.	((CFS adj SEID) or (SEID adj CFS) or (ME adj CFS adj SEID) or (ME adj SEID) or (SEID adj ME)).ti,ab.
44.	((Orthostatic intolerance or postural orthostatic tachycardia syndrome or postural tachycardia syndrome or POTS) adj6 (CFS or chronic* fatigue* or ME or myalgic or SEID or systemic exertion)).ti,ab.
45.	((Post-exertional or postexertional) adj2 malaise).ti,ab.

46.	(neurasthenic neuroses or epidemic neuromyasthenia or neurataxia or neuroasthenia or neurasthenia).ti,ab.
47.	((atypical or simulating or resembling) adj poliomyelitis).ti,ab.
48.	((chronic adj2 epstein Barr virus) or CEBV or CAEBV or chronic mononucleosis).ti,ab.
49.	xenotropic murine leukemia virus-related virus.ti,ab.
50.	effort syndrome*.ti,ab.
51.	((akureyri or iceland or tapanui or royal free or royal free hospital) adj disease*) or ((yuppie or yuppy or tapanui) adj flu)).ti,ab.
52.	or/1-15
53.	letter/
54.	editorial/
55.	news/
56.	exp historical article/
57.	Anecdotes as Topic/
58.	comment/
59.	case report/
60.	(letter or comment*).ti.
61.	or/17-24
62.	randomized controlled trial/ or random*.ti,ab.
63.	25 not 26
64.	animals/ not humans/
65.	exp Animals, Laboratory/
66.	exp Animal Experimentation/
67.	exp Models, Animal/
68.	exp Rodentia/
69.	(rat or rats or mouse or mice).ti.
70.	or/27-33
71.	16 not 34
72.	limit 35 to English language

1 Embase (Ovid) search terms

35.	chronic fatigue syndrome/
36.	chronic* fatigue*.ti,ab.
37.	(fatigue* adj2 (disorder* or syndrome* or post viral or postviral or immune dysfunction* or post infection* or postinfection*)).ti,ab.
38.	((myalgic or post infection* or postinfection*) adj (encephalomyelitis or encephalopathy)).ti,ab.
39.	((ME adj CFS) or (CFS adj ME) or CFIDS or PVFS).ti,ab.
40.	(Systemic Exertion Intolerance Disease or SEID).ti,ab.
41.	((CFS adj SEID) or (SEID adj CFS) or (ME adj CFS adj SEID) or (ME adj SEID) or (SEID adj ME)).ti,ab.
42.	((Orthostatic intolerance or postural orthostatic tachycardia syndrome or postural tachycardia syndrome or POTS) adj6 (CFS or chronic* fatigue* or ME or myalgic or SEID or systemic exertion)).ti,ab.
43.	((Post-exertional or postexertional) adj2 malaise).ti,ab.
44.	(neurasthenic neuroses or epidemic neuromyasthenia or neurataxia or neuroasthenia or neurasthenia).ti,ab.
45.	((atypical or simulating or resembling) adj poliomyelitis).ti,ab.

46.	((chronic adj2 epstein Barr virus) or CEBV or CAEBV or chronic mononucleosis).ti,ab.
47.	xenotropic murine leukemia virus-related virus.ti,ab.
48.	effort syndrome*.ti,ab.
49.	((akureyri or iceland or tapanui or royal free or royal free hospital) adj disease*) or ((yuppie or yuppy or tapanui) adj flu)).ti,ab.
50.	or/1-15
51.	letter.pt. or letter/
52.	note.pt.
53.	editorial.pt.
54.	case report/ or case study/
55.	(letter or comment*).ti.
56.	or/17-21
57.	randomized controlled trial/ or random*.ti,ab.
58.	22 not 23
59.	animal/ not human/
60.	nonhuman/
61.	exp Animal Experiment/
62.	exp Experimental Animal/
63.	animal model/
64.	exp Rodent/
65.	(rat or rats or mouse or mice).ti.
66.	or/24-31
67.	16 not 32
68.	limit 33 to English language

1 Cochrane Library (Wiley) search terms

#18.	MeSH descriptor: [Fatigue Syndrome, Chronic] this term only
#19.	chronic* fatigue*.ti,ab
#20.	(fatigue* near/2 (disorder* or syndrome* or post viral or postviral or immune dysfunction* or post infection* or postinfection*)):ti,ab
#21.	((myalgic or post infection* or postinfection*) near/1 (encephalomyelitis or encephalopathy)):ti,ab
#22.	((ME near/1 CFS) or (CFS near/1 ME) or CFIDS or PVFS):ti,ab
#23.	(Systemic Exertion Intolerance Disease or SEID):ti,ab
#24.	((CFS near/1 SEID) or (SEID near/1 CFS) or (ME near/1 CFS near/1 SEID) or (ME near/1 SEID) or (SEID near/1 ME)):ti,ab
#25.	(Orthostatic intolerance or postural orthostatic tachycardia syndrome or postural tachycardia syndrome or POTS)
#26.	((Post-exertional or postexertional) near/2 malaise):ti,ab
#27.	(neurasthenic neuroses or epidemic neuromyasthenia or neurataxia or neuroasthenia or neurasthenia):ti,ab
#28.	((atypical or simulating or resembling) near/1 poliomyelitis):ti,ab
#29.	((chronic epstein Barr virus) or CEBV or CAEBV or chronic mononucleosis):ti,ab
#30.	xenotropic murine leukemia virus-related virus:ti,ab
#31.	effort syndrome*.ti,ab
#32.	((akureyri or iceland or tapanui or "royal free" or "royal free hospital") near/1 disease*):ti,ab
#33.	((yuppie or yuppy or tapanui) near flu):ti,ab

#34.	(or #1-#16)
------	-------------

1 CINAHL (EBSCO) search terms

S17.	(MH "Fatigue Syndrome, Chronic")
S18.	chronic* fatigue*
S19.	(fatigue* n2 (disorder* or syndrome* or post viral or postviral or immune dysfunction* or post infection* or postinfection*))
S20.	((myalgic or post infection* or postinfection*) and (encephalomyelitis or encephalopathy))
S21.	((ME and CFS) or (CFS and ME) or CFIDS or PVFS)
S22.	(Systemic Exertion Intolerance Disease or SEID)
S23.	((CFS and SEID) or (SEID and CFS) or (ME and CFS and SEID) or (CFS and ME and SEID) or (ME and SEID) or (SEID and ME))
S24.	((Orthostatic intolerance or postural orthostatic tachycardia syndrome or postural tachycardia syndrome) and (CFS or chronic* fatigue* or ME or myalgic or SEID or systemic exertion))
S25.	((Post-exertional or postexertional) n2 malaise)
S26.	(neurasthenic neuroses or epidemic neuromyasthenia or neurataxia or neuroasthenia)
S27.	((atypical or simulating or resembling) and poliomyelitis)
S28.	(chronic epstein Barr virus or chronic mononucleosis)
S29.	xenotropic murine leukemia virus-related virus
S30.	effort syndrome*
S31.	((akureyri or iceland or tapanui or royal free or royal free hospital) and disease*) or ((yuppie or yuppy or tapanui) and flu))
S32.	S1 OR S2 OR S3 OR S4 OR S5 OR S6 OR S7 OR S8 OR S9 OR S10 OR S11 OR S12 OR S13 OR S14 OR S15

2 PsycINFO (ProQuest) search terms

2.	(((chronic* fatigue*) OR (fatigue* NEAR2 (disorder* OR syndrome* OR post viral OR postviral OR immune dysfunction* OR post infection* OR postinfection*)) OR ((myalgic OR post infection* OR postinfection*) NEAR1 (encephalomyelitis OR encephalopathy)) OR ((ME NEAR1 CFS) OR (CFS NEAR1 ME) OR CFIDS OR PVFS) OR (Systemic Exertion Intolerance Disease OR SEID) OR ((CFS NEAR1 SEID) OR (SEID NEAR1 CFS)) OR ((ME NEAR1 CFS NEAR1 SEID) OR (ME NEAR1 SEID) OR (SEID NEAR1 ME)) OR ((Orthostatic intolerance OR postural orthostatic tachycardia syndrome OR postural tachycardia syndrome OR POTS) NEAR6 (CFS OR chronic* fatigue* OR ME OR myalgic OR SEID OR systemic exertion)) OR (neurasthenic neuroses OR epidemic neuromyasthenia OR neurataxia OR neuroasthenia OR neurasthenia) OR ((atypical OR simulating OR resembling) NEAR1 poliomyelitis)) OR (((chronic NEAR2 epstein Barr virus) OR CEBV OR CAEBV OR chronic mononucleosis) OR (xenotropic murine leukemia virus-related virus) OR (effort syndrome*)) OR ((akureyri OR iceland OR tapanui OR royal free OR royal free hospital) NEAR1 disease*) OR ((yuppie OR yuppy OR tapanui) NEAR1 flu) OR MAINSUBJECT.EXACT.EXPLODE("Chronic Fatigue Syndrome")) AND (styp.e.exact("Scholarly Journals") AND la.exact("ENG") AND po.exact("Human") NOT (me.exact("Empirical Study" OR "Quantitative Study" OR "Longitudinal Study" OR "Clinical Trial" OR "Qualitative Study" OR "Prospective Study" OR "Followup Study" OR "Literature Review" OR "Retrospective Study" OR "Systematic Review" OR "Meta Analysis") AND po.exact("Human"))
----	---

3 Epistemonikos search terms

2.	(advanced_title_en:((advanced_title_en:((chronic* fatigue* syndrome*) OR (fatigue* syndrome* OR fatigue* disorder* OR postviral fatigue* OR post viral fatigue* OR fatigue* immune dysfunction OR post infection fatigue* OR postinfection fatigue*)) OR (encephalomyelitis OR encephalopathy) OR ("ME/CFS" OR "CFS/ME" OR "CFIDS" OR "PVFS") OR (Systemic Exertion Intolerance Disease OR SEID) OR ((CFS AND
----	---

<p>SEID) OR (SEID AND CFS) OR (ME AND CFS AND SEID) OR (ME AND SEID) OR (SEID AND ME)) OR (Orthostatic intolerance OR postural orthostatic tachycardia syndrome OR postural tachycardia syndrome OR POTS) OR ((Post-exertional OR postexertional) AND malaise) OR (neurasthenic neuroses OR epidemic neuromyasthenia OR neurataxia OR neuroasthenia OR neurasthenia) OR (atypical poliomyelitis OR simulating poliomyelitis OR resembling poliomyelitis) OR (chronic epstein Barr virus OR CEBV OR CAEBV OR chronic mononucleosis) OR (xenotropic murine leukemia virus-related virus) OR (effort syndrome*) OR (akureyri OR iceland disease OR tapanui OR royal free disease) OR (yuppie flu OR yuppy flu OR tapanui flu)) OR advanced_abstract_en:((chronic* fatigue* syndrome*) OR (fatigue* syndrome* OR fatigue* disorder* OR postviral fatigue* OR post viral fatigue* OR fatigue* immune dysfunction OR post infection fatigue* OR postinfection fatigue*)) OR (encephalomyelitis OR encephalopathy) OR ("ME/CFS" OR "CFS/ME" OR "CFIDS" OR "PVFS") OR (Systemic Exertion Intolerance Disease OR SEID) OR ((CFS AND SEID) OR (SEID AND CFS) OR (ME AND CFS AND SEID) OR (ME AND SEID) OR (SEID AND ME)) OR (Orthostatic intolerance OR postural orthostatic tachycardia syndrome OR postural tachycardia syndrome OR POTS) OR ((Post-exertional OR postexertional) AND malaise) OR (neurasthenic neuroses OR epidemic neuromyasthenia OR neurataxia OR neuroasthenia OR neurasthenia) OR (atypical poliomyelitis OR simulating poliomyelitis OR resembling poliomyelitis) OR (chronic epstein Barr virus OR CEBV OR CAEBV OR chronic mononucleosis) OR (xenotropic murine leukemia virus-related virus) OR (effort syndrome*) OR (akureyri OR iceland disease OR tapanui OR royal free disease) OR (yuppie flu OR yuppy flu OR tapanui flu)))) OR advanced_abstract_en:((advanced_title_en:((chronic* fatigue* syndrome*) OR (fatigue* syndrome* OR fatigue* disorder* OR postviral fatigue* OR post viral fatigue* OR fatigue* immune dysfunction OR post infection fatigue* OR postinfection fatigue*)) OR (encephalomyelitis OR encephalopathy) OR ("ME/CFS" OR "CFS/ME" OR "CFIDS" OR "PVFS") OR (Systemic Exertion Intolerance Disease OR SEID) OR ((CFS AND SEID) OR (SEID AND CFS) OR (ME AND CFS AND SEID) OR (ME AND SEID) OR (SEID AND ME)) OR (Orthostatic intolerance OR postural orthostatic tachycardia syndrome OR postural tachycardia syndrome OR POTS) OR ((Post-exertional OR postexertional) AND malaise) OR (neurasthenic neuroses OR epidemic neuromyasthenia OR neurataxia OR neuroasthenia OR neurasthenia) OR (atypical poliomyelitis OR simulating poliomyelitis OR resembling poliomyelitis) OR (chronic epstein Barr virus OR CEBV OR CAEBV OR chronic mononucleosis) OR (xenotropic murine leukemia virus-related virus) OR (effort syndrome*) OR (akureyri OR iceland disease OR tapanui OR royal free disease) OR (yuppie flu OR yuppy flu OR tapanui flu)) OR advanced_abstract_en:((chronic* fatigue* syndrome*) OR (fatigue* syndrome* OR fatigue* disorder* OR postviral fatigue* OR post viral fatigue* OR fatigue* immune dysfunction OR post infection fatigue* OR postinfection fatigue*)) OR (encephalomyelitis OR encephalopathy) OR ("ME/CFS" OR "CFS/ME" OR "CFIDS" OR "PVFS") OR (Systemic Exertion Intolerance Disease OR SEID) OR ((CFS AND SEID) OR (SEID AND CFS) OR (ME AND CFS AND SEID) OR (ME AND SEID) OR (SEID AND ME)) OR (Orthostatic intolerance OR postural orthostatic tachycardia syndrome OR postural tachycardia syndrome OR POTS) OR ((Post-exertional OR postexertional) AND malaise) OR (neurasthenic neuroses OR epidemic neuromyasthenia OR neurataxia OR neuroasthenia OR neurasthenia) OR (atypical poliomyelitis OR simulating poliomyelitis OR resembling poliomyelitis) OR (chronic epstein Barr virus OR CEBV OR CAEBV OR chronic mononucleosis) OR (xenotropic murine leukemia virus-related virus) OR (effort syndrome*) OR (akureyri OR iceland disease OR tapanui OR royal free disease) OR (yuppie flu OR yuppy flu OR tapanui flu))))))</p>

B.2.1 Health economics literature search strategy

- 2 Health economic evidence was identified by conducting a broad search relating to ME/CFS
- 3 population in NHS Economic Evaluation Database (NHS EED – this ceased to be updated
- 4 after March 2015) and the Health Technology Assessment database (HTA – this ceased to
- 5 be updated after March 2018), with no date restrictions. NHS EED and HTA databases are

- 1 hosted by the Centre for Research and Dissemination (CRD). Additional searches were run
- 2 on Medline and Embase for health economics.

3 Table 121: Database date parameters and filters used

Database	Dates searched	Search filter used
Medline	2014 – 30 June 2020	Exclusions Health economics studies
Embase	2014 –30 June 2020	Exclusions Health economics studies
Centre for Research and Dissemination (CRD)	HTA - 2003 – 31 March 2018 NHSEED - 2003 to 31 March 2015	None

4

5 Medline (Ovid) search terms

55.	Fatigue Syndrome, Chronic/
56.	chronic* fatigue*.ti,ab.
57.	(fatigue* adj2 (disorder* or syndrome* or post viral or postviral or immune dysfunction* or post infection* or postinfection*)).ti,ab.
58.	((myalgic or post infection* or postinfection*) adj (encephalomyelitis or encephalopathy)).ti,ab.
59.	((ME adj CFS) or (CFS adj ME) or CFIDS or PVFS).ti,ab.
60.	(Systemic Exertion Intolerance Disease or SEID).ti,ab.
61.	((CFS adj SEID) or (SEID adj CFS) or (ME adj CFS adj SEID) or (ME adj SEID) or (SEID adj ME)).ti,ab.
62.	((Orthostatic intolerance or postural orthostatic tachycardia syndrome or postural tachycardia syndrome or POTS) adj6 (CFS or chronic* fatigue* or ME or myalgic or SEID or systemic exertion)).ti,ab.
63.	((Post-exertional or postexertional) adj2 malaise).ti,ab.
64.	(neurasthenic neuroses or epidemic neuromyasthenia or neurataxia or neuroasthenia or neurasthenia).ti,ab.
65.	((atypical or simulating or resembling) adj poliomyelitis).ti,ab.
66.	((chronic adj2 epstein Barr virus) or CEBV or CAEBV or chronic mononucleosis).ti,ab.
67.	xenotropic murine leukemia virus-related virus.ti,ab.
68.	effort syndrome*.ti,ab.
69.	((((akureyri or iceland or tapanui or royal free or royal free hospital) adj disease*) or ((yuppie or yuppy or tapanui) adj flu)).ti,ab.
70.	or/1-15
71.	letter/
72.	editorial/
73.	news/
74.	exp historical article/
75.	Anecdotes as Topic/
76.	comment/
77.	case report/
78.	(letter or comment*).ti.
79.	or/17-24
80.	randomized controlled trial/ or random*.ti,ab.

81.	25 not 26
82.	animals/ not humans/
83.	exp Animals, Laboratory/
84.	exp Animal Experimentation/
85.	exp Models, Animal/
86.	exp Rodentia/
87.	(rat or rats or mouse or mice).ti.
88.	or/27-33
89.	16 not 34
90.	limit 35 to English language
91.	Economics/
92.	Value of life/
93.	exp "Costs and Cost Analysis"/
94.	exp Economics, Hospital/
95.	exp Economics, Medical/
96.	Economics, Nursing/
97.	Economics, Pharmaceutical/
98.	exp "Fees and Charges"/
99.	exp Budgets/
100.	budget*.ti,ab.
101.	cost*.ti.
102.	(economic* or pharmaco?economic*).ti.
103.	(price* or pricing*).ti,ab.
104.	(cost* adj2 (effective* or utilit* or benefit* or minimi* or unit* or estimat* or variable*)).ab.
105.	(financ* or fee or fees).ti,ab.
106.	(value adj2 (money or monetary)).ti,ab.
107.	or/37-52
108.	36 and 53

1 Embase (Ovid) search terms

50.	chronic fatigue syndrome/
51.	chronic* fatigue*.ti,ab.
52.	(fatigue* adj2 (disorder* or syndrome* or post viral or postviral or immune dysfunction* or post infection* or postinfection*)).ti,ab.
53.	((myalgic or post infection* or postinfection*) adj (encephalomyelitis or encephalopathy)).ti,ab.
54.	((ME adj CFS) or (CFS adj ME) or CFIDS or PVFS).ti,ab.
55.	(Systemic Exertion Intolerance Disease or SEID).ti,ab.
56.	((CFS adj SEID) or (SEID adj CFS) or (ME adj CFS adj SEID) or (ME adj SEID) or (SEID adj ME)).ti,ab.
57.	((Orthostatic intolerance or postural orthostatic tachycardia syndrome or postural tachycardia syndrome or POTS) adj6 (CFS or chronic* fatigue* or ME or myalgic or SEID or systemic exertion)).ti,ab.
58.	((Post-exertional or postexertional) adj2 malaise).ti,ab.
59.	(neurasthenic neuroses or epidemic neuromyasthenia or neurataxia or neuroasthenia or neurasthenia).ti,ab.

60.	((atypical or simulating or resembling) adj poliomyelitis).ti,ab.
61.	((chronic adj2 epstein Barr virus) or CEBV or CAEBV or chronic mononucleosis).ti,ab.
62.	xenotropic murine leukemia virus-related virus.ti,ab.
63.	effort syndrome*.ti,ab.
64.	((akureyri or iceland or tapanui or royal free or royal free hospital) adj disease*) or ((yuppie or yuppy or tapanui) adj flu)).ti,ab.
65.	or/1-15
66.	letter.pt. or letter/
67.	note.pt.
68.	editorial.pt.
69.	case report/ or case study/
70.	(letter or comment*).ti.
71.	or/17-21
72.	randomized controlled trial/ or random*.ti,ab.
73.	22 not 23
74.	animal/ not human/
75.	nonhuman/
76.	exp Animal Experiment/
77.	exp Experimental Animal/
78.	animal model/
79.	exp Rodent/
80.	(rat or rats or mouse or mice).ti.
81.	or/24-31
82.	16 not 32
83.	limit 33 to English language
84.	health economics/
85.	exp economic evaluation/
86.	exp health care cost/
87.	exp fee/
88.	budget/
89.	funding/
90.	budget*.ti,ab.
91.	cost*.ti.
92.	(economic* or pharmaco?economic*).ti.
93.	(price* or pricing*).ti,ab.
94.	(cost* adj2 (effective* or utilit* or benefit* or minimi* or unit* or estimat* or variable*)).ab.
95.	(financ* or fee or fees).ti,ab.
96.	(value adj2 (money or monetary)).ti,ab.
97.	or/35-47
98.	34 and 48

1 NHS EED and HTA (CRD) search terms

#15.	MeSH DESCRIPTOR Fatigue Syndrome, Chronic
#16.	(chronic fatigue or fatigue syndrome*)

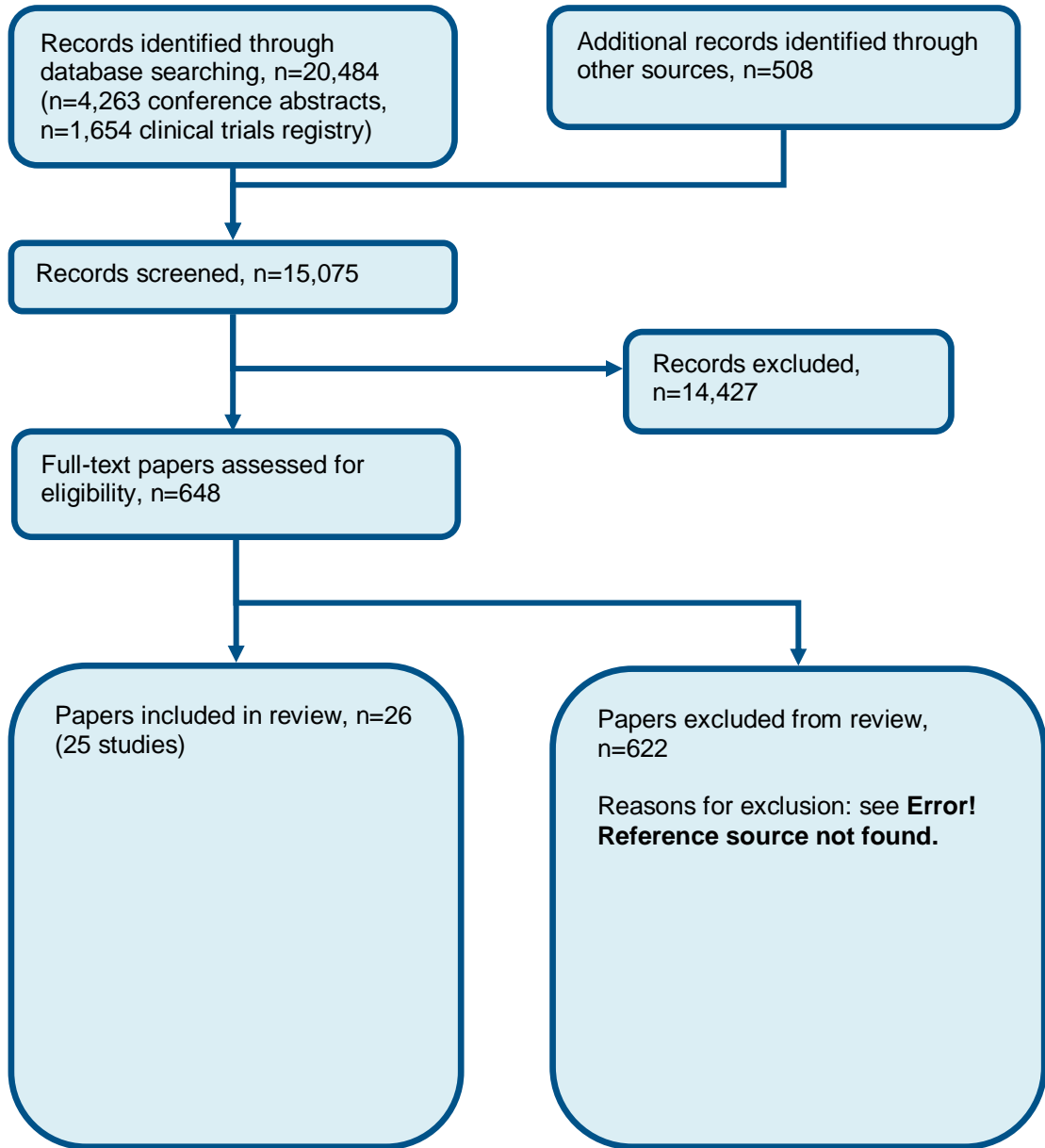
#17.	((myalgic adj (encephalomyelitis or encephalopathy)))
#18.	((((ME adj CFS) or (CFS adj ME)))
#19.	(post viral fatigue or post viral syndrome* or viral fatigue syndrome* or PVFS)
#20.	#1 OR #2 OR #3 OR #4 OR #5
#21.	(neurasthenic neuroses or epidemic neuromyasthenia or post infectious encephalomyelitis or neurataxia or neuroasthenia)
#22.	((((atypical or simulating or resembling) adj poliomyelitis))
#23.	(chronic epstein Barr virus or chronic mononucleosis)
#24.	(xenotropic murine leukemia virus-related virus)
#25.	((((chronic fatigue and immune dysfunction syndrome*) or cfids or chronic fatigue-fibromyalgia syndrome* or chronic fatigue disorder* or Systemic Exertion Intolerance Disease or SEID or effort syndrome or post infectious fatigue))
#26.	(((((akureyri or iceland or tapanui or royal free or royal free hospital) adj disease*) or ((yuppie or yuppy or tapanui) adj flu)))
#27.	#7 OR #8 OR #9 OR #10 OR #11 OR #12
#28.	#6 or #13

1

2

1 Appendix C – Effectiveness evidence study selection

Figure 370: Flow chart of qualitative study selection for the review of experiences of interventions for ME/CFS



2

3

1 Appendix D – Qualitative evidence tables

2

Study	Bayliss 2016 ⁵⁸
Aim	Following the development of an online training module for GPs, and an information pack and DVD for patients, this study explored the extent to which these resources can be implemented in routine primary care.
Intervention details	Resources for practitioners and patients to support the diagnosis and management of CFS/ME in primary care. This included an online training module for GPs (available on the Royal College for General Practice website) and a resource pack for patients. The resource pack included information sheets on how to manage the main symptoms of CFS/ME. These were designed to be discussed within a consultation, enabling the patient to work with their GP to prioritise and manage their symptoms. A DVD giving advice from CFS/ME specialists and case studies of patient and carer experiences was also provided for the patient and their families to watch at home. The resources were based on patient and practitioner need and were informed by 44 qualitative interviews with GPs, patients, carers and CFS/ME specialists. Patient and Public Involvement (PPI) was also central to the development of these resources and the research team included a patient co-applicant and a carer representative. Two patient involvement groups were also consulted quarterly to inform the design and content of the resource. Patient resource packs were delivered to all practices for use in consultation with new and existing CFS/ME patients. The pack was designed for the patient to prioritise their symptoms and thereby create their own 'personalised resource pack' in conjunction with the GP.
Population	Individuals with an existing diagnosis of CFS/ME, recruited from participating GP practices. Patients with other conditions, or other factors that may account for their fatigue were excluded. N=11; male/female 2/9; age range 27-74 years.
Setting	Participants' homes, UK.
Study design	Semi structured interviews with thematic analysis.
Methods and analysis	<p>Patient interviews focused on their views on the CFS/ME patient resource and their experience with their GP before and after the practice had access to the online training. Interviews were digitally recorded and transcribed.</p> <p>Analysis was conducted in parallel with the interviews and was inductive, using components of thematic analysis. Thematic categories were identified in initial interviews and then explored in subsequent interviews. Main categories were compared across interviews and reintegrated into common themes. Interview transcripts were read, annotated, and categorised independently by researchers of different professional backgrounds and patient and carer research partners to increase reliability of the analysis. Open coding was used initially. It was agreed that theoretical saturation across the data sets was achieved when no new themes emerged during the final interviews.</p>
Findings	Validation

Study	Bayliss 2016⁵⁸
	Patients with varying severity and time since diagnosis described how the provision of reliable evidence-based information meant that their GP was validating their CFS/ME. This enabled them to self-manage their condition.
	Knowledge and understanding
	Some patients reported a noticeable improvement in their GP's knowledge of CFS/ME following the training. The resources had a positive impact on the patient's understanding of CFS/ME. The DVD case studies were seen as particularly important in helping patients and carers to understand that others shared their experiences, and the format allowed those who found it difficult to read to access the information. As a result of this information some patients felt that they needed to visit their practice less frequently. Patients stated that the resource pack would be of greatest benefit to newly diagnosed patients. However, a number of patients who had the condition for a number of years reported that a comprehensive pack of information allowed them to consolidate their knowledge and sometimes learn something new. An evidence-based source of information was welcomed as there are currently issues with identifying reliable information on the internet.
	Impact on the friends, family and colleagues
	The resources were also reported to have had an impact on the friends, family and colleagues of the patients interviewed. In some cases, the provision of evidence-based information improved relationships and strengthened support networks.
Limitations and applicability of evidence	Minor methodological limitations due to unclear relationship between researcher and participants and no clear statement of findings. Only 53 % of patients who took part in this study reported receiving a copy of the information resource and for those who did receive it, it was often incomplete. All participants were provided with a copy prior to interview. No concerns regarding applicability.

1

Study	Beasant 2014⁶⁵
Aim	To understand the experiences of adolescents and families in accessing and using a specialist service and to explore whether or not adolescents and their mothers value referral to a specialist service for young people with CFS/ME.
Intervention details	Participants were randomised to receive specialist medical care + lightning process or specialist medical care only. Specialist medical care + lightning process (LP) asked to read information about LP and complete an assessment form with their parents to identify their goals and describe what they had learnt. They then had a telephone call with an LP practitioner to discuss attending an LP course consisting of three 4-hour sessions on consecutive days run with groups of two to five young people. Each had a theory session with taught elements on the stress response, how the mind and body interact, and how thought processes can be either helpful or negative. This was followed by group discussion where the language used was discussed and, in some cases, challenged, and where participants were encouraged to think about what they could take responsibility for and change. In the practical session, participants identified a goal they wished to achieve (such as standing for longer) and were given different cognitive (thinking)

Study	Beasant 2014 ⁶⁵
	<p>strategies before and while the goal was attempted. They were also asked to identify a goal to attempt at home. After the course, young people were offered at least two follow-up phone calls with an LP practitioner. Duration approx. 4.5 months. Concurrent medication/care: Specialist medical care: focused on improving sleep and using activity management to establish a baseline level of activity (school, exercise and social activity) which is then gradually increased. Sessions were delivered by a range of trained and supervised professionals including doctors, psychologists, physiotherapists and occupational therapists in family-based rehabilitation consultations. Follow-up sessions were either face to face or by telephone. The number and timing of the sessions were agreed with the family depending on each adolescent's needs and goals. Those with significant anxiety or low mood were offered additional CBT. Participants could choose to use physiotherapist-delivered graded exercise therapy, which provides detailed advice about exercise and focuses on an exercise programme rather than other activities.</p>
Population	<p>Adolescents taking part in the Specialist Medical Intervention and Lightning Evaluation (SMILE) study and their mothers. Participants were eligible for the SMILE study if they had been diagnosed with CFS/ME, were aged between 12 and 18 years and were mildly or moderately affected by the condition; that is, they were not house bound (NICE, 2007). Purposive sampling to ensure that interviews included a range of participants in terms of age, sex, socioeconomic circumstance and ethnicity as well as families from both intervention arms.</p> <p>N=12 adolescents; male/female 3/9; age mean (SD) 13.9 (1.6) years; illness duration median (IQR) 13 (9 to 18) months; 5 were interviewed post randomisation but before receiving the intervention, and 7 after the intervention.</p> <p>N=13 mothers; 5 mothers were interviewed at all three time points, 8 took part in one-off interviews: 4 post randomisation and 4 after their child received an intervention.</p>
Setting	Participants' homes, UK
Study design	Semi structured interviews with thematic analysis
Methods and analysis	<p>Families were interviewed at three possible time points: after initial assessment before randomisation, after randomisation before the intervention, and after the intervention. Adolescents with CFS/ME were interviewed once at one of these time points for not more than 20 min; parent interviews lasted for 20–60 min. A checklist of topics was used to ensure that similar areas were covered in each interview (experiences of the initial clinical assessment appointment, study participation and the interventions) but with sufficient flexibility to enable participants to raise topics of interest to them. Interviews were audio-recorded and transcribed.</p> <p>Data items were systematically assigned codes using the qualitative data organisation package NVivo and analysed thematically using techniques of constant comparison. Data analysis was an ongoing and iterative process, commencing soon after data collection started and informing further sampling and data collection. Two members of the research team analysed, 10% of the data independently to compare coding and enhance its reliability.</p>
Findings	Recognition and progress – taking the next steps

Study	Beasant 2014 ⁶⁵
	<p>The majority of mothers reported the initial assessment appointment as a positive experience. The service recognised and acknowledged the young person’s condition, resulting in a sense of relief and reassurance. Mothers felt that symptoms were now being understood and they would receive help. Referral to a specialist service gave families access to an informative team of experts, for some a formal diagnosis, and for all a tailored, patient centred specialist medical intervention that had not been available earlier. This enabled positive change and steps towards a managed recovery. Some mothers felt that the CFS/ME service reinforced symptom management strategies that they had been trying to get their child to follow, and that they felt their child would be more likely to listen if techniques were legitimised by a health-care professional. Half the adolescents reported that specialist medical care was positive, as it enabled them to talk about their illness and gave guidance on how to manage their condition, which brought structure and a sense of normality back into their lives. However, half reported that, although specialist medical care resulted in better symptom management, accepting that for a time they must reduce activity levels and adopt a routine was challenging. A few mothers also noted that specialist medical care strategies had an impact on the whole family and could be difficult to integrate with their lifestyle.</p> <p>Dialogue opened between health-care professionals and education providers</p> <p>Mothers discussed the beneficial way in which the CFS/ME service opened channels of dialogue between health-care professionals and education providers in a variety of ways. A letter provided by the CFS/ME service confirming a diagnosis enabled mothers to legitimately take their child out of school, request funding for home schooling and more generally inform and gain support from teachers when managing reduced attendance.</p>
Limitations and applicability of evidence	<p>Minor methodological limitations due to unclear relationship between the researcher and participants and some findings supported by single quotes only.</p> <p>Moderate concerns regarding applicability due to study aim to understand the experiences of accessing as well as using a specialist service (some participants had not yet used the service) and unclear which intervention the findings relate to.</p>

1

Study	Beaulieu 2000 ⁶⁶
Aim	To examine multiple perspectives on stigmatization and legitimation of CFS.
Population	<p>Health professionals including general practitioners, mental health professionals (one of whom was not a physician), infectious disease specialists, immunologists and rheumatologists, recruited following identification by people with CFS participating in the study. N=15; male/female 10/5; had been in practice from six to seventeen years and individually had seen from six to almost one hundred cases.</p> <p>People who were English-speaking and who had a diagnosis of CFS from a medical doctor, recruited from physicians’ practices, support groups and identified by leaders of associations. N=43; male/female 16/27; 26% were in school or working full or part time; mean age at onset was 34.2 years (range 15 to 58 years); people had been ill for an average of seven years.</p>

Study	Beaulieu 2000⁶⁶
	<p>Significant others including friends, parents, spouses, adult children and a sibling, recruited following identification by people with CFS participating in the study. N=23; male/female not reported; 69% were working.</p>
Setting	McGill University, Montreal
Study design	Qualitative interview study
Methods and analysis	<p>Mixture of structured and semi structured questions related to approach to diagnosing, explaining and treating CFS, views on support groups and alternative therapies, whether thinking had changed over time, impressions of typical and atypical patients and challenges in dealing with sufferers (doctors); symptom experiences, the impact on roles and functioning, beliefs about cause, attempts to manage the illness through help seeking and treatment and reactions from health professionals (people with CFS); knowledge about sufferers' experiences, ideas about cause and treatments, how having someone close with CFS affected their lives (significant others).</p> <p>78% of those who agreed to face to face interviews also consented to taping and tapes were transcribed. For telephone interviews and interviews in which people refused to be taped, notes of key words and phrases were taken. These notes were elaborated as soon as possible after the interviews.</p> <p>Interviews took place in people's homes, their offices, the researcher's office, or in neutral public places such as coffee shops or parks. A few doctors were interviewed by telephone.</p> <p>Interviews were analysed using thematic analysis. Transcripts of each interview were summarized according to the broadest content areas of questions. Summaries were then pooled according to categories and read and reread for recurring themes and variations in the first gross categories.</p>
Findings	Range of alternative therapies
	<p>Several sufferers tried a range of healers practicing Eastern and Western complementary therapies, including osteopaths, chiropractors, massage therapists, personal trainers, faith healers, homeopaths, naturopaths, herbalists, diet counsellors, hypnotists, colour therapists, iridologists, and energy healers. Some sufferers took up Yoga, Tai chi, macrobiotic and other diets, and primal screaming. Others tried reiki, shiatsu, zero balancing and craniosacral therapy. A few were treated with exotic machines such as the vibratoner and the Reumark3 machine.</p>
	A holistic approach
	<p>Sufferers were attracted to these diverse healers by a common element - a holistic approach. They found these healers were largely unconcerned with labels, but they tended to both mind and body whether they were offering a cure or symptom relief. Their approach of combining concrete action with empathy resonated with sufferers' ideas of what a health care practitioner should be. Alternative care practitioners also exposed sufferers to various philosophies and fresh perspectives on the source and meanings of illness. The most common new idea gleaned from many of these therapies was that energy blockage could be a source of illness.</p>
	Positive therapist approach

Study	Beaulieu 2000⁶⁶
	Therapists' positive approaches gave sufferers hope that it was possible to overcome the illness. In some respects, they were similar to supportive doctors, but they had no authority to legitimate illness and grant certification that some sufferers required.
	Effectiveness
	Sufferers' evaluations of these therapies were mixed. Some were declared "absolutely useless", "not helpful" and "possibly harmful". Other sufferers experienced temporary effectiveness which reinforced their beliefs in these therapies.
	Follow up
	Several sufferers were impressed with the fact that unlike their regular doctors, these therapists called periodically to find out how they were managing.
Limitations and applicability of evidence	Serious methodological limitations due to recruitment strategy (HCPs referred by ME/CFS patients); unclear relationship between participants and researcher; data analysis (by a single researcher) and no clear statement of findings. Moderate concerns regarding applicability as main findings emerging are driven by the study's original aims to explore multiple perspectives on stigmatization and legitimization of CFS and limited detail on interventions received.

1

Study	Broadbent 2020⁹²
Aim	To explore the experiences of participants in a short aquatic exercise programme for individuals with Myalgic Encephalomyelitis/Chronic Fatigue Syndrome, and to gain insight into the perceived psychosocial benefits.
Intervention details	Five-week aquatic exercise intervention using a model of self-pacing or adapted pacing therapy (a person-centred approach to managing symptoms by using activity that is adapted to promote health and well-being; and where patients are active only within their symptom limits and energy envelope). The intervention consisted of an initial session lasting 15–20 minutes, depending on each participant's physical ability and symptoms. To develop an atmosphere of comfort, support and social interaction, all participants were introduced to each other during the initial session and were encouraged to communicate and chat with fellow participants, instructors and assisting students. The sessions were kept as informal as possible. All participants were verbally encouraged throughout each session and constantly reminded that they were to self-pace and that they could rest if needed. Participants were shown how to use buoyancy vests if they wished to use these devices. All participants completed a variety of gentle intensity (RPE 2–5) range of motion, strengthening and aerobic water exercises that were performed to music. One of the researchers was the instructor and final-year exercise science students assisted participants in the pool with instruction and support if needed. The remaining four weeks of the intervention consisted of twice weekly aquatic sessions with two to three day's recovery between sessions. Sessions started at 15 minutes duration but gradually increased in time as, and if, participants were able to increase their

Study	Broadbent 2020 ⁹²
	exercise capacity. Participants were asked to self-pace and not to try and increase their time in the water, or intensity of exercise, if they were symptomatic.
Population	<p>Participants were recruited from the local area by advertising through the media and university. Eligible patients had a prior medical diagnosis of ME/CFS, according to the updated International Canadian Consensus criteria or the 1994 Fukuda criteria.</p> <p>Inclusion criteria: between the ages of 18–80 years; a medical diagnosis of ME/CFS, post-viral fatigue syndrome or infectious mononucleosis; not participating in a physical activity programme or regular exercise; able to communicate in English; able to commit the time to participate in the research; able to provide informed consent.</p> <p>Exclusion criteria: any cardiovascular, pulmonary, metabolic, renal, endocrine, autoimmune, neurological illness, and any inflammatory condition, infectious disease or mental illness that made exercise participation a risk to participants; any diagnosed medical condition, other than ME/CFS, which might cause severe fatigue (e.g. cancer); any musculoskeletal injury that prevented exercise participation; being a non-swimmer; an allergy to chlorine or other pool chemicals; being pregnant. Participants who had diagnosed fibromyalgia as well as ME/CFS were not excluded.</p> <p>N=11; all females; 6 also diagnosed with Fibromyalgia; mean age 54.8 (12.4) years; duration of ME/CFS symptoms 17.0 (7.6) years; time since medical diagnosis 13.4 (6.2) years; other common co-conditions included depression/anxiety (n = 5), sleep disorders (n = 5), asthma/breathing difficulties (n = 7) and osteoarthritis (n = 6).</p> <p>Two of the cohort were unable participate in the final interview with the research team due to family and work commitments.</p>
Setting	University laboratory, Australia.
Study design	Semi structured interviews with thematic analysis.
Methods and analysis	<p>Participants returned to the laboratory in the week following the final aquatic session for post-intervention physical/functional assessments and for a semi-structured interview with two of the researchers. The interview consisted of nine open-ended questions which allowed further discussion and comments from each participant. Participants were reminded that they could answer all or some questions or not, and that any comments or feedback would remain confidential. All participants were encouraged to guide the discussion when answering the questions. Data collection continued until saturation was reached.</p> <p>The interview responses were transcribed by one of the researchers and later transferred to Excel spreadsheets for export to NVivo. The research questions were used as a framework to code the responses to the interview questions, including the changes in symptoms and additional comments. Main themes were identified in the first coding cycle and the coded text was further sorted into sub-themes in subsequent rounds of team discussion and analysis. Comparison of node content and coverage provided further information about associations between themes.</p>

Study	Broadbent 2020⁹²
Findings	Symptoms
	The emerging trend for all participants was that approximately three weeks after commencing the programme, the severity of post-exercise symptoms declined. Aquatic exercises produced less fatigue than Tai Chi, yoga, stretching, cycling and running, and all participants found aquatic exercise less fatiguing. Other participants mentioned that water exercises didn't exacerbate symptoms, such as breathing difficulties and joint pain.
	Benefits
	The main benefits reported by participants were overall symptom improvement; enjoyment of the aquatic exercises; participants felt that they were better able to self-manage (symptoms, mastery of exercises); and the social benefits of group exercise with people with the same medical condition was extremely important. Other participants also emphasised that the exercise programme had social benefits and that participants had a commonality with their ME/CFS, in that they had similar ME/CFS stories and did not have to explain themselves to others. The quality of instruction and supervision (support, understanding, motivation), including the assisting students, was also mentioned by ten of the cohort. Additional responses outlined benefits such as increased fitness or use of muscles, enhanced breathing, better regulation of body temperature, and the engaging mixture and pacing of exercises. Two participants mentioned improved temperature regulation and fewer hot flushes, whilst another also reported improved cognitive symptoms such as 'better concentration, a clearer head'.
	Engagement and compliance
The theme of engagement and compliance was strongly linked to both benefits and limitations. The physiological and psychosocial benefits of exercise participation resulted in good session attendance and adherence, with many participants reporting that their initial anxiety and fear of exercising had dissipated when they realised their symptoms were not exacerbated. The participants also reported that having an understanding session instructor made them feel comfortable in the aquatic and group environment, contributing to their enjoyment of the exercise and good attendance. Of the few sessions missed by three participants, one stated that a fibromyalgia symptom flare had stopped her attendance for one day, while another responded that she had been ill and symptomatic. Other reasons for missing sessions included commitments to work and children (school and medical appointments), a pre-booked holiday, and tiredness from doing 'too much the previous day, but not from the exercise'. The social benefits of group exercise also encouraged attendance and compliance, as did feelings of accomplishment and self-efficacy.	
Practical limitations	
Barriers to exercise participation included travel (driving for more than 15 minutes; community transport); initial anxiety about entering the water and possible onset of severe symptoms; and low energy levels. Several participants commented that driving was extremely	

Study	Broadbent 2020 ⁹²
	tiring physically and mentally. Another participant was unable to drive and had to rely on community transport which was expensive and often difficult to arrange. Anxiety about exercise was an initial issue with all participants but non-exacerbation of symptoms appeared to be a key factor in anxiety reduction. There were other aspects of the study that some participants did not like including the time it took to get undressed and dressed, the energy needed to remove wet swimsuits and heart rate monitors, the discomfort of wearing a heart rate monitor (one participant only), and the possible need for a bit more space in the pool. Two participants commented that sessions could be longer or more frequent.
Limitations and applicability of evidence	<p>Minor methodological limitations due to unclear relationship between researcher and participants (one of the researchers was the instructor but it is unclear whether this researcher was involved in interviews) and data analysis (not a lot of detail given on methodology).</p> <p>Moderate concerns regarding applicability due to all participants being female (findings may not be applicable to males).</p>

1

Study	Cheshire 2020 ¹⁵⁴
Aim	To explore patient experiences of Guided graded Exercise Self-help (GES) delivered as part of a randomised controlled trial (GETSET) for people with ME/CFS to answer the research question: 'What are the differences and similarities in treatment perceptions and experiences of GES among CFS/ME participants reporting an improvement compared with those reporting a deterioration in their condition?'
Intervention details	<p>Guided graded Exercise Self-help</p> <p>Self-help booklet describing a 6-step programme of graded exercise self-management, based on the approach of GET developed for the PACE trial and NICE recommendations. Six steps: stabilising a daily routine, starting regular stretching, deciding on a physical activity goal and choosing a type of activity with which to start, setting a physical activity baseline, increasing the duration of physical activity and finally the intensity. If symptoms increased after an incremental change in activity, participants were advised to maintain activity at the same level until symptoms had settled, before considering another incremental increase. In the first 30 minute session (face-to-face, by Skype or by phone), a physiotherapist provided guidance on following the booklet and answered any questions. Up to 3 further 20 minute appointments by skype/telephone were offered over 8 weeks by 2 experienced physiotherapists who were trained to support participants in using the booklet, but explicitly told not to provide therapy. Physiotherapists inquired about progress, answered questions, with a focus on moving forward to the next step, recognised achievements and provided feedback, with the aim of increasing motivation and self-efficacy. A therapy leader trained the two physiotherapists until they were deemed competent and then provided regular individual supervision. Physiotherapists followed a manual and all participant guidance sessions were audio-recorded for supervision, feedback, and monitoring of treatment integrity. If a participant could not be contacted by telephone or Skype, an email was sent to re-engage them. Duration 8 weeks. Concurrent medication/care: Before randomisation, all patients had at least one specialist medical care consultation, delivered by doctors with specialist experience in chronic fatigue syndrome. SMC could involve prescriptions or advice regarding medication, as indicated for symptoms or comorbid conditions such as insomnia, pain, or depressive</p>

Study	Cheshire 2020¹⁵⁴
	illness. Although not routinely scheduled during the trial, further SMC sessions were available after randomisation for patients who required it, but it was not a standardised intervention.
Population	<p>People who had participated in the GES arm of the GETSET trial and had rated themselves as improved or deteriorated after the intervention (using clinical global impression of change scale); severely affected patients were not included in the trial.</p> <p>N=19 (n=9 reported feeling ‘much better’, n=10 reported feeling ‘a little worse’ – initial aim to recruit 10 reporting ‘much better’ or ‘very much better’ and 10 reporting ‘much worse’ or ‘very much worse’, but none reported feeling ‘much worse’ or ‘very much worse’, so inclusion criteria were expanded to include ‘a little worse’); majority Caucasian (17/19); male/female 2/17; mean age (IQR) for ‘much better’ group 39 (21-54) years, for the ‘a little worse group 43 (28-66) years; median (IQR) length of time since symptom onset for the ‘much better’ group 4 (3-5) years, for the ‘a little worse’ group 13 (8-21) years.</p>
Setting	Interviews conducted by telephone (n=11), at patients’ homes (n=6), at patients’ place of work (n=1) and at the University (n=1); trial setting secondary care, UK.
Study design	Qualitative one-to-one interview study with thematic analysis.
Methods and analysis	<p>Semi-structured interviews. Topics included before and after trial wellbeing, expectations of GES, barriers and facilitators to GES and any outside influences on the trial or GES participation. Interviews lasted between 13 and 80 minutes (mean 45 mins). Interviews were audiotaped, transcribed and returned to the participant for checking.</p> <p>Thematic analysis conducted by researchers independent of the implementation of the GETSET trial. Transcripts were analysed, a list of themes was compiled and examined by two researchers. The data were coded and explored using NVivo (qualitative data analysis software) to generate reports for each group for each theme, enabling a systematic comparison between the groups for each topic. Analysis and draft manuscript were critiqued and contributed to by the other authors, independent researchers and the patient representatives.</p>
Findings	<p>Getting started and false starts</p> <p>Most participants reported finding attempting to stabilise their routine, choosing their specific physical activity and setting their baseline level activity to be relatively straightforward. Two participants in the ‘a little worse’ group reported ‘false starts’ as they commenced their GES activity – one due to a physical reaction believed to be due to a pre-existing hip condition and was given medical advice to discontinue and the other due to major life events which left her too preoccupied to engage with GES. Regardless of group, the majority of participants reported that following the GES programme was ‘hard work’.</p> <p>The ‘indeterminate phase’ of GES</p> <p>Two participants reported that they felt better immediately after exercise and this immediate positive feedback encouraged them to continue with the programme. However, during the first phase of the GES programme, most participants noticed no immediate difference in symptoms, or an exacerbation. For those who did begin to feel better, improvement was reported as remarkably incremental. When participants experienced a setback to their incremental progress, it could be experienced as particularly demoralising. Many GES participants had delayed gains and little or no short-term benefit, which resulted in them not knowing if GES was helping or hindering their condition. During this ‘indeterminate phase’, it was found to be difficult to maintain motivation, particularly</p>

Study	Cheshire 2020 ¹⁵⁴
	when experiencing exacerbation of symptoms or when finding the programme hard work or boring. Those who avoided false starts were generally able to stick to their GES programmes through this phase and beyond.
	Competing commitments
	The flexibility and patient-centeredness of the GES programme supported participants to develop programmes that fitted into their lifestyle. However, participants described needing enough ‘capacity’ in their lives to experience an exacerbation of symptoms and for this not to interfere with essential life activities. GES worked best for people who had fewer commitments that interfered with GES, such as work, looking after children, housework, lifestyle changes, etc. If a supportive partner or workplace could relieve them of other commitments, they seemed better placed to benefit from GES. For some participants who were more physically disabled, having lower levels of functioning could create time and space to do GES as they only needed to find a small amount of time each day and they were sometimes in a situation where they had few other commitments due to lower functioning and so could focus on GES more fully. Higher functioning participants had more to do in their lives and reported more challenges in fitting GES in to busier lifestyles.
	Interfering symptoms and comorbid conditions
	Exacerbations of symptoms were reported as more debilitating in the ‘a little worse’ group, who had had ME/CFS for longer and half of them reported discontinuing GES activities for this reason. This group also reported more comorbid conditions such as joint hypermobility, fibromyalgia, irritable bowel syndrome, endometriosis, depression, arthritis, sciatica and asthma and greater interferences from these conditions when doing GES. One participant reported memory problems, which impacted her ability to undertake GES.
	Maintaining motivation
	A number of participants, particularly in the ‘much better’ group gave accounts revealing high levels of motivation to continue with GES. Factors influencing motivation and ability to undertake GES were: <ul style="list-style-type: none"> a) The importance of guidance - Approaches and attitudes taken by physiotherapists that were enthusiastic, gentle, understanding and patient centred (rather than prescriptive) generally facilitated participants’ engagement with them and the GEs programme. b) Features of the GES programme – Some participants found the GES booklet helpful, whereas two others found it patronising, having the feel of marketing material or seemingly designed for participants with a higher level of functioning. They noted in particular that the statement suggesting that there should be no ill effects from GES was not accurate in their experience. Participants reported that being allowed to choose their own activities supported motivation. Some felt that the remit of GES was too narrow and that it needed a broader approach which included CBT, or took into account mental activity. c) Participant beliefs and understanding of GES – An understanding of the theory behind GES helped participants understand and engage in GES. For many, understanding was established when GES was explained at the beginning of the trial or from previous experience of GET. Those who had previously unsuccessfully tried GET, or attempted to increase activity levels without support found it useful to have an explanation for the possible failure of previous attempts and could motivate them to stick to their GES programme and do it ‘correctly’. d) Support from other people and therapies – A number of participants in the ‘much better’ group reported use of GES being supported by other complementary therapies, counselling, CBT, self-help or peer support. Two participants had used

Study	Cheshire 2020 ¹⁵⁴
	complementary therapies during the trial, which they felt supported their recovery and gave them more energy, making it easier for them to engage with GES.
Limitations and applicability of evidence	No significant methodological limitations noted. No concerns about applicability.

1

Study	Dennison 2010 ²³⁰
Aim	To explore in detail adolescent patients' and their parents' experience of both family-focused CBT and psychoeducation for CFS. The study aimed to elicit participants' experiences in their own terms in order to better understand participants' expectations, therapy experiences and views regarding the effectiveness of their treatment.
Intervention details	<p>Family focused CBT 13 x 1-h sessions of CBT every 2 weeks. Treatment protocol adapted from that used in a trial of CBT for CFS in adults (Deale et al. 1997), taking into account the specific needs of this age group. Particular emphasis placed on building a rapport with all members of the family and establishing a collaborative relationship. Involved encouraging the participant to achieve a balance between activity and rest; gradually increasing activities including home, social and school life; establishing a sleep routine; addressing beliefs such as fear regarding the relative benefits of activity and/or exercise, high self-expectations and all-or-nothing thinking; encouraging individuals within the family to express their own views about the illness and agreeing a way forward and paying attention to relapse prevention. The parent providing the majority of the care was supported as the adolescents became more independent. Homework assignments were negotiated with participants at each session. A treatment guide, Self Help for Chronic Fatigue Syndrome: A Guide for Young People (Chalder & Husain, 2002), was given to the family. Therapists sought to maintain neutrality and acted as brokers in the not infrequent adolescent/parent disputes. Delivered by two trained and experienced cognitive behavioural psychotherapists. Duration 6 months. Concurrent medication/care: Close liaison with relevant school teachers and home tutors was initiated from the start of treatment and maintained throughout. Key issues for discussion were: endorsement of the reality of the condition, negotiating a graded return to school and for some reducing the number of subjects taken. In some cases, repeat years were negotiated. Anxieties about reintegrating with peer groups were addressed and some adolescents were supported in changing academic institutions altogether. In both groups the entire family was invited to the first session and the mother accompanied the child to every subsequent session. Other members of the family attended when they could.</p> <p>Psychoeducation 4 sessions over a 6-month period. Content similar to CBT, but mode of delivery was didactic. Involved discussion, information giving and problem solving but specific homework assignments and cognitive restructuring not included. Families were not given a manual. Therapists ensured adherence to protocol by working from a checklist that included the following. (a) Gave the message that untreated CFS in adolescents has a good prognosis. (b) Presented a model of CFS that distinguished predisposing, precipitating and maintaining factors. (c) Introduced the concept of symptom management – that the way we manage our physical symptoms can make a difference</p>

Study	Dennison 2010²³⁰
	to the outcome. Physical illness analogies such as heart disease were used to increase likelihood of engagement. (d) Gave advice on pacing and consistency of activity and rest, in order to break the vicious circle of symptom lead behaviour. (e) Gave advice on sleep management. (f) Conveyed the message that hurt does not equal harm – increased symptoms do not mean more pathology. (g) Advised clients to gradually build up activity over a period of months. Duration 6 months. Concurrent medication/care: Close liaison with relevant school teachers and home tutors was initiated from the start of treatment and maintained throughout. Key issues for discussion were: endorsement of the reality of the condition, negotiating a graded return to school and for some reducing the number of subjects taken. In some cases, repeat years were negotiated. Anxieties about reintegrating with peer groups were addressed and some adolescents were supported in changing academic institutions altogether. In both groups the entire family was invited to the first session and the mother accompanied the child to every subsequent session. Other members of the family attended when they could.
Population	<p>Young people and their parents who had participated in a randomised controlled trial comparing family focused CBT with psychoeducation.</p> <p>N=16 young people; all white British; male/female 6/10; mean age (range) 19.9 (16-24; 13-18 at the time of starting therapy) years; n=7 received CBT, n=9 received psychoeducation.</p> <p>N=16 parents; all white British; male/female 2/14; n=9 were involved in CBT, n=7 were involved in psychoeducation</p>
Setting	Telephone based interview, UK
Study design	Qualitative interview study with thematic analysis.
Methods and analysis	<p>Telephone based semi-structured interviews by researchers who had not met the participants, nor been involved in their therapeutic management and who were blinded to the treatment allocation. Interviews consisted of a series of broad open-ended questions and non-directive prompts. Participants were encouraged to talk about the issues they personally considered important and departures were made from the schedule and subjects spontaneously raised by participants were probed further. Interviews typically lasted around 30 minutes (9.5 to 56 minutes). Interviews were tape recorded and transcribed.</p> <p>Thematic analysis conducted by researchers who were blinded to the treatment allocation. An initial coding manual was developed and was subsequently revised to incorporate more data as further transcripts became available. Coding was iterative and the method of constant comparison was used to ensure that themes were applied sensitively and as indicated by the data. The final coding manual was reviewed by other members of the research team. Researchers were then unblinded to treatment group and themes were examined in the context of treatment group.</p>
Findings	<p>Relationship with the therapist</p> <p>Most young people found the therapy sessions acceptable or even enjoyable; they were not as intimidating as expected. The therapist's personality and interpersonal skills were important. Often the young people did not perceive the sessions a formal therapy, rather they were just a 'chat'. Nearly all young people and parents emphasised that having somebody to talk to who was interested in and understood CFS was a key positive feature of therapy sessions. Recognition, validation and emotional support were almost always cited as important. These benefits were appreciated regardless of whether other aspects of the therapy were deemed useful.</p>

Study	Dennison 2010 ²³⁰
	<p>Session content</p> <p>For the majority of both young people and parents, the approach was deemed valuable. Techniques used in the sessions were typically described as ‘common sense’ and ‘practical advice’ often for the first time since the child had become ill. The behavioural aspects of the therapy emerged as being particularly valued and accepted by the young people who found these easy to ‘latch on to’. Help with setting goals for physical activity and implementing sleep routines were frequently cited as the most useful aspects. This was often perceived as the key element in helping to combat CFS. Although behavioural aspects of therapy were found to be useful, many young people struggled putting them in to practice. Tasks were often initially very hard to achieve, and parents found it challenging to watch their children push themselves. Some parents felt the agenda during the sessions was too narrow and rigid and therefore unresponsive to families’ idiosyncratic issues.</p>
	<p>Inclusion of the family</p> <p>In addition to the sessions functioning as support for the parent, young people felt that they needed their parent/s at the sessions for emotional support or ‘back-up’ in this novel or daunting situation. Young people and parents both felt family involvement was important so that parents could understand the approach and could be involved practically by implementing advice and strategies and enforcing rules. It was also important that parents were present to absorb the advice since young people often reported extreme fatigue during sessions. Most young people reported being comfortable talking about issues in front of their parents. Many referred to the fact that parents were intensely involved in their illness and its management, so issues raised were not new or surprising to them. Despite this, many young people and a few parents felt that there were certain situations where the young person should have been seen alone and some issues that would be better discussed separately.</p>
	<p>Psychological aspects</p> <p>Several young people disliked the ‘psychological’ or ‘emotional’ aspects, finding them irrelevant or inappropriate. Some young people and parents felt pigeonholed and subjected to generalisations. In particular, several young people felt they were being wrongly categorised as somebody with mental rather than physical health problems. The anxiety and depression questionnaire administered as part of the RCT contributed to this perception. Several young people and parents found the setting of the service within ‘Psychological Medicine’ inappropriate, in some cases upsetting the patient or inducing hostility. A small minority of participants from the psychoeducation group displayed frustration and fundamental disagreement with the approach and felt that the therapy overall was useless or even counterproductive. These participants had strong preferences for physiological explanations of CFS and deemed physiological approaches more useful and relevant. Others felt that the therapy was somehow incomplete and failed to tackle all aspects of the illness and psychological and emotional aspects appeared to be one area perceived to be ineffectively addressed.</p>
	<p>Effectiveness</p> <p>The therapy was useful to some extent, the family was thankful for the help, but improvements were modest and this was not a magic cure. However, participants particularly in the CBT group commonly reported that the therapy was a principle factor in allowing them to regain normality in their lives. The idea of therapy as a ‘starting block’ on a gradual journey to recovery was often mentioned. Participants described trying other treatments post-therapy and found these useful in different ways and for different aspects of the illness, but usually complementary to the therapy received. Other life changes such as personal growth, learning for maturity were deemed necessary for further improvement. Very few participants reported being 100% free from CFS. The majority experienced</p>

Study	Dennison 2010²³⁰
	ongoing symptoms and limitations on activities and continued to see themselves as CFS patients with certain vulnerabilities. All of the young people's health had dramatically improved post-therapy and most participants found the extent of improvement acceptable. A minority, mostly parents, felt the therapy was insufficiently successful.
Limitations and applicability of evidence	No significant methodological limitations noted. Moderate concerns about applicability due to findings for both interventions being combined.

1

Study	Harris 2017³¹¹
Aim	To explore what adolescents felt had caused their problems with eating, whether there were triggers and maintaining factors and what interventions they felt would be helpful.
Population	Adolescents with a primary diagnosis of ME/CFS, aged between 12-18 years who experienced at least one of the following: difficulty with eating, frequent nausea, lack of appetite, weight loss, abdominal pain, bloating, diarrhoea or constipation. The sample was drawn from a CFS/ME specialist hospital service providing regional support for assessment and treatment of over 300 children a year in the Gloucester, Bristol, Wiltshire and Somerset areas, covering a population of 400,000 children aged 5-19 years (Office of national statistics, 2011).
Setting	CFS/ME specialist hospital service
Study design	Qualitative interview study
Methods and analysis	Semi-structured interviews were conducted. Interview topics included the adolescents' experience of eating; the factors they felt caused and exacerbate eating difficulties and what they believed were helpful strategies. Interviews lasted approximately 30 minutes and were audio-recorded, transcribed verbatim and analysed thematically using techniques of constant comparison which commenced soon after data collection and informed further interview protocols. All adolescents were given the option to be interviewed alone or with a parent and seven chose to have their mothers present, all of whom contributed to the interview. Verbatim quotes from participants and mothers are used to illustrate themes.
Findings	Seeking external support Some adolescents took prescribed sickness or stomach acid relief medication which they found helpful. However, it was not common to have been offered medication to relieve their symptoms which frustrated some adolescents. Some families sought diverse treatments such as acupuncture, dietician input, sickness bands and the emotional freedom technique, while others spoke to their CFS/ME clinician for advice. External support varied greatly in perceived accessibility and helpfulness; therefore, outcomes across participants were inconsistent.

Study	Harris 2017³¹¹
Limitations and applicability of evidence	<p>Moderate limitations due to the role of the researcher; involvement of clinicians in determining participant eligibility that may have introduced selection bias and data richness.</p> <p>Moderate concerns over applicability due to the population being limited to adolescents with ME/CFS who experienced eating difficulties; findings may not be equally relevant to the wider population of ME/CFS who did not experience such difficulties.</p>

1

Study	Larun 2011⁴²⁵
Aim	To explore contexts of experiences of physical activity perceived as beneficial or harmful for CFS patients.
Intervention details	Six-week comprehensive treatment program for CFS patients including physical activities e.g. walking, hydrotherapy, relaxation and breathing exercises in addition to physiotherapy, theme discussions and individual counselling.
Population	<p>Adults >18 years attending a treatment program for CFS. Participants joined the program for variety of reasons, not because they were particularly convinced of the benefits of physical activity. Purposive sample representing variations on gender, illness duration, and social background.</p> <p>N=10; male/female 2/8; mean age (range) 50 (40-64) years; mean illness duration (range) 3.4 (1-7.5) years; all scored close to maximum on the Chalder fatigue scale; none in employment.</p>
Setting	Norwegian rehabilitation clinic.
Study design	Focus groups with thematic analysis.
Methods and analysis	<p>Two focus groups took place at the clinic in a comfortable, quiet and dimly lit room. Focus groups lasted one hour, at a time of day when participants were rested. Authors acted as moderator and observer, using a topic guide and open-ended questions to encourage discussions between the participants. Participants encouraged to talk about their experiences of physical activity or exercise in a broad context, emphasising their perceptions of preconditions determining the subjective outcome. They were asked about their experience of physical activity after they became ill, whether the different experiences were perceived as beneficial or harmful and what characterised them as such. Physical activity beyond the clinic's specific program was explicitly requested. Focus groups were audiotaped and transcribed.</p> <p>Analysis using principles of systematic text condensation undertaken by two authors and interpretations and categories were negotiated until agreement was obtained. Tentative themes were identified, units of meaning relating to physical activity were identified and coded, coded data were condensed and abstracted within each category and the content of each group presenting differing context was synthesised and re-narrated.</p>
Findings	Flexible and individual adaptation is simpler with leisure activities

Study	Larun 2011⁴²⁵
	<p>Participants reported an essential difference between leisure activities, which were perceived as enjoyable, and chores. Participants described experiences of becoming extremely ill after swimming, cycling, cross-country skiing, walking or doing strength exercises at fitness centres. Similar exercises undertaken outdoors in a non-organised way could be perceived as helpful and enjoyable and it was easier to adapt to the individual's energy level and hence did not make them ill.</p> <p>Several participants related that it was very easy to try to achieve too much too quickly but listening to the signals from the body could help them increase awareness and adequate responses and reconstitute quicker. Small and specific exercises done in a controlled manner were perceived as facilitating the process of getting to know their own body. Bed rest or decreasing total workload in advance could make it possible to prepare for exercises to be done later. Almost all participants related that relaxation exercises brought on better rest.</p>
	'Push-crash' – losing control and feeling betrayed by their bodies
	<p>Participants described different ways of experiencing lack of control over their bodies after exertion subsequent to non-customised activity. Some related how they would struggle to get home after exercises and a feeling that something completely wrong had happened to their body. Some described a paralysed feeling subsequent to activity, others experienced extreme exhaustion, muscular jerks or clumsiness, loss of balance, visual impairments and loss of concentration and ability to communicate.</p> <p>Several participants reported a decrease in physical ability and strength and a feeling of physical and mental paralysis if they were inactive over a period of time. During these setbacks, participants described experiences of dizziness and nausea when bending down and headaches, particularly when feeling tired or pressured.</p>
	Review of energy usage in daily life towards better priority and balance
	<p>Reviewing the daily workload with an occupational therapist was helpful for participants before they entered the rehabilitation program. Mapping exercises helped them to develop priorities of which tasks were important and which were not. Reviewing activities, putting expectations aside and letting things happen was reported to diminish stress. By keeping a diary of everyday life, participants recognised emerging patterns. Concrete and individually adapted advice was perceived to be helpful, especially when it took into account the balance between rest and exercise. Several participants would have liked a personal coach or assistant.</p>
Limitations and applicability of evidence	<p>Moderate methodological limitations due to recruitment strategy (self-selected participants and clinic staff helped to recruit participants), unclear relationship between researcher and participants.</p> <p>Moderate concerns about applicability due to setting (several references to farming suggests rural area) and aim of the study to elicit responses regarding physical activity beyond the clinic's specific program.</p>

1

Study	Picariello 2017⁵⁸⁴
Aim	To explore the experiences of patients with CFS who undertook CBT at a specialist service for CFS.

Study	Picariello 2017⁵⁸⁴
Intervention details	Face-to-face CBT from experienced therapists, guided by a standardised CBT manual and with regular clinical supervision. Sessions were typically fortnightly, with up to 15 sessions, depending on progress and agreement between the client and therapist. Participants were offered follow up sessions at 3, 6 and 12 months after the end of treatment.
Population	Patients who had finished CBT or were in the follow up stage, recruited consecutively. Participants were excluded if they did not have a diagnosis of CFS. N=13; male/female 2/11; age range 18-24 (n=1), 25-34 (n=7), 35-44 (n=2), 45-54 (n=2), 55-64 (n=1).
Setting	Recruited from a specialist outpatient unit, UK.
Study design	Semi-structured interviews with thematic analysis.
Methods and analysis	Semi-structured interviews either face-to-face or by telephone. Interviews were digitally recorded and transcribed. Transcripts were analysed using inductive thematic analysis. This included extracting initial codes, incorporating emergent codes into broader themes and development of a coding manual. Grounded theory techniques were also used: constant comparison, generating a storyline and diagramming. Data coded separately by two authors, discrepancies discussed and themes modified accordingly.
Findings	<p>Hopes and expectations</p> <p>As the process of treatment continued, participants' feelings of confusion and apprehension at the beginning of therapy were replaced by feeling as ease. The majority of participants reported high levels of satisfaction with treatment and in some cases felt that the treatment exceeded expectations.</p> <p>Validation</p> <p>Treatment was perceived as a source of validation. Participants stated that CBT helped them to feel understood and to reaffirm that their suffering is real and recognised. CBT provided a non-judgemental environment for participants to express themselves.</p> <p>CBT as support</p> <p>Participants were comforted by the knowledge that the therapist was available to them if they needed help. The simple act of talking to someone was of benefit to participants. To some, the support of CBT acted as a form of safeguard even when sessions were spread out over time. Many participants felt they would have liked the support of additional sessions; many feared a relapse and did not know how they would cope without CBT.</p> <p>Rapport</p> <p>Participants valued building a relationship with the therapist and reported a preference for face-to-face consultations. Some patients found face-to-face consultations to be more personal and enabled them to be more forthcoming.</p> <p>Personalised care</p>

Study	Picariello 2017⁵⁸⁴
	Participants felt that the treatment was shaped by both the client and the therapist, feeling in control and being able to contribute and guide the content and structure of the sessions. Participants appreciated the fact that the therapy was adaptable to their needs.
	Motivation and engagement
	Participants recognised that in order to benefit from CBT, one must be ready to invest effort in it and motivation must come from within. However, the ability to invest effort might depend on illness severity and personal circumstances at the time of therapy. Some participants felt that starting CBT was more suitable at a time when symptoms were less severe. Participants found self-monitoring tasks useful, but at the same time found some tasks tedious or difficult to fit in to their routine.
	Gain and loss
	Improvement was closely linked to a mastery of the self-monitoring process and an awareness of behaviours or cognitions that may be contributing. Learning to plan and manage activity according to one's energy levels allowed participants to sustain improvements following CBT. Skills to manage and plan ahead and not to succumb when symptoms arise helped to counterbalance any apprehension of relapse. Through CBT participants found it easier to be compassionate to themselves, avoiding 'boom and bust' patterns of behaviour. Some participants reported an unwanted consequence of a more consistent behavioural routine was discontinuation of loved hobbies and activities, although they were able to see the benefits.
	Usefulness of CBT specific components
	Participants reported finding behavioural tasks such as activity or sleep monitoring to be helpful in facilitating the development of self-awareness. Feedback on the cognitive aspects was mixed, with some participants perceiving it as crucial and others finding it less useful, especially for physical symptoms.
	Improvement/change
	Change was gradual and participants often reported not being aware of the improvement until they reflected on where they started. For some, the improvement was more apparent to those around them. Participants who felt they benefitted from CBT often reported improvements in wellbeing, although not to a pre-morbid level of functioning. A minority felt that their improvement was only slight and another felt they had not improved at all.
Limitations and applicability of evidence	Moderate methodological limitations due to recruitment strategy (only participants who had completed treatment), unclear relationship between researcher and participants. No concerns regarding applicability.

1

Study	Pinxsterhuis 2015⁵⁸⁷
Aim	To elicit participants' experiences with a multidisciplinary patient education programme and their views regarding the usefulness of the programme immediately and nine months following participation in the programme.

Study	Pinxsterhuis 2015 ⁵⁸⁷
Intervention details	Patient education programme developed, conducted and adjusted several times by health care workers in cooperation with two peer counsellors (CFS patients) prior to the study. Programme intended to promote coping by providing participants with information illuminating different aspects of the illness and included the following topics: coping skills, current medical approaches, personal relationships, pacing and energy conservation, physical exercise, relaxation, nutritional approaches and economic self-sufficiency. Programme lecturers were experienced health care workers (physician, occupational therapist, physiotherapist, psychiatric nurse, dietician and social worker) with competence in CFS. A peer counsellor shared their experiences and useful coping skills and acted as a positive role model. 8 x 2 hour sessions over 9 weeks including lectures and group discussions.
Population	<p>Participants in the CFS patient education programme. Participants were excluded if their diagnosis did not comply with the Canadian diagnostic criteria (Carruthers 2003) and/or CDC 1994 criteria.</p> <p>N=10; male/female 2/8; mean age (range) 43.7 (32-57) years; illness duration mean (range) 6.6 (2.5-13.5) years; one participant was working.</p>
Setting	Unclear; programme was delivered at a single hospital in Norway.
Study design	Focus group semi-structured interviews
Methods and analysis	<p>Semi-structured interviews lasting 95-110 minutes and covering topics such as perceived helpfulness of the different sessions, perceived benefits of the whole programme, ideas regarding the illness, psychological coping processes and applied coping strategies. Interviews were audio-recorded and transcribed. The first author acted as the moderator and the second or third author was an observer.</p> <p>Thematic analysis, involving topic coding, comparison and relation of topics to each other and abstraction, applied as an ongoing flexible process. Analysis primarily conducted by one author, with involvement from a second author during the last step.</p>
Findings	<p>Better understanding</p> <p>Participants realised that they were actually ill and some expressed greater confidence regarding their diagnosis and awareness their symptoms were related to CFS. Some participants felt more able to assess information about the illness and treatments more critically. Learning about the diagnosis, symptoms, possible causes and prognosis increased understanding and confidence. It was considered helpful to learn that deterioration may occur even when doing everything 'right'.</p> <p>Acceptance</p> <p>Participants described a change in their understanding of the illness trajectory. Some participants had expected participation in the programme to cure them, but then realised that they had to focus on acceptance and coping with the illness. All participants experienced increased acceptance of the illness, although at times still felt that acceptance was equivalent to giving up hope of getting better.</p> <p>Coping</p>

Study	Pinxsterhuis 2015 ⁵⁸⁷
	<p>Participants found it especially helpful to learn about pacing and energy conservation, relaxation exercises, how to deal with difficult feelings, economic and public support systems and nutrition. Immediately following the programme, participants felt they had gained new insights and understandings and envisioned new way of coping. Nine months later, they had begun to use new coping strategies in daily living, although to varying degrees. They experienced better coping with their illness and increased feeling of control, but did not experience better health. Most participants believed they had gained a better insight into the relationship between activity level and symptom severity and felt better able to cope with symptom exacerbations. Resting more than they were accustomed to was experienced to prevent deterioration. Participants gained a better insight into the amount of energy required for different activities and felt more able to prioritise their use of energy, which occasionally included saying ‘no’. Some participants had begun using assistive devices such as shower stools, work chairs and wheelchairs. Several participants had made changes to their diets, including spreading meals over the day, drinking more water and consuming foods with low carbohydrate content. Others felt unable to changes their diets because they lacked the appetite or energy. Some participants reported feeling more confident talking about the illness with others and had started using new strategies for dealing with people’s misunderstandings and negative attitudes. Several participants wanted more guidance or follow-up to maintain the coping strategies after the programme.</p>
	<p>Exchange of experiences with fellow participants</p>
	<p>All participants found it helpful to exchange coping experiences and share beneficial coping strategies. For some, this was the most valuable part of the programme.</p>
	<p>Receiving understanding and acceptance</p>
	<p>It was an overall positive experience for participants to receive understanding and acceptance from fellow participants that were experiencing the same type of symptoms and problems. Mutual understanding made it safe to discuss issues they had not been able to discuss elsewhere. The presence of a peer counsellor increased the feeling of safety and fellowship and was valued as an important role model. Participants appreciated meeting health care professionals with knowledge of CFS.</p>
Limitations and applicability of evidence	<p>Minor methodological limitations due to data analysis (mainly by one researcher) and unclear relationship between researcher and participants.</p> <p>No concerns regarding applicability.</p>

1

Study	Reme 2013 ⁶¹⁶
Aim	To explore the experiences of young people with CFS/ME after they had undergone the Lightning Process. Specifically, to increase understanding of beneficial and possible adverse effects of the Lightning Process, as well as the participants’ attributions of the particular aspects of the programme that caused the effects.
Intervention details	Seminars (3-5 hours) run on three consecutive days. Participants learn about ‘the physical emergency response’, described as the body’s natural response to threat and involves the activation of the sympathetic nervous system and production of hormones, which could have detrimental effects on different body systems if sustained. Participants are further introduced to the ‘physiological catch 22’,

Study	Reme 2013⁶¹⁶
	<p>which is an important element of the process; this involves an onset 'event' which results in creating an extreme physical emergency response. The physical emergency response stimulates the sympathetic nervous system and the increased and prolonged response in combination with the original symptoms lead to a downward spiral, which is further worsened by emotional distress. By learning about these physical processes and how to influence them, participants are expected to recover from their CFS. Participants learn how to spot when the physical emergency response is occurring, how to calm it, and how to make this change permanent by practicing the steps until they become automatic. The process can be done in group sessions or one on one.</p>
Population	<p>Young people who were English speaking, aged 11-25 years and who had undergone the Lightning Process, recruited through an advertisement on the Association of Young People with ME website. Three young people were 18 years of age or under and thus supplementary interviews were conducted with their mothers.</p> <p>N=9; male/female 1/8; age (range) 14-26 years; illness duration (range) 2-12 years; 8/9 met Shape 1991 criteria for CFS prior to undergoing the Lightning Process, 7 of these no longer met the criteria at the time of the study.</p>
Setting	Telephone-based interviews, UK
Study design	Semi-structured interviews
Methods and analysis	<p>A single semi-structured interview (10-60 minutes, mean (SD) 21.4 (13.4)) approach explored the therapeutic experiences of patients and families. Following initial establishment of rapport, open-ended study questions were posed. Other questions and prompts were provided as necessary in response to issues spontaneously raised by participants. It was highlighted that researchers were interested in all experiences good or bad. Questions were pursued in a non-directive manner and participants could take breaks at any time, but none chose to do so. Interviews were audiotaped and transcribed. The interviewer was not associated with the Lightning Process programme or organisation and this was made clear to participants.</p> <p>Inductive thematic analysis, involving the detection of themes within the data, combining the analysis of frequency of codes with analysis of their meanings in context. Manifest themes were coded and the categories were refined by splitting, splicing and linking codes. Reliability of the codes was further tested by applying the same codes to the same text on two occasions, to ensure consistency in the distinction between the codes. Two case histories of contrasting examples were constructed from the data and used to shed light on where the therapy experience fitted into particular participants' experiences.</p>
Findings	<p>Overall experience</p> <ul style="list-style-type: none"> a) Positive Most found the format acceptable and helpful. b) Intensive Several comments were raised regarding the intensity of treatment being too high. c) Confusing The information given in the first session was described as difficult to understand and challenging. The educational part of the intervention was considered as complicated and difficult to understand, but necessary and helpful.

Study	Reme 2013 ⁶¹⁶
	<p>d) Hard work The majority of participants described the process as hard work, although one participant described finding it easy.</p> <p>e) Conflicted with other treatments The information given conflicted with that of other therapists. In particular, advice that participants could do anything they wanted conflicted with previous advice they had been given around activity pacing.</p> <p>f) General impression of effectiveness Some participants experienced an instant healing, some experienced a gradual improvement that continued after treatment ended and some did not find the treatment helpful. One participant's experience was dominated by a negative experience with one particular provider who was described to be too evangelical about the treatment and not sufficiently understanding and supportive.</p>
	<p>Treatment components that were helpful</p> <p>a) Learning the theory behind the Lightning Process Several participants highlighted that the educational part of the treatment, where they learned the theory behind the Lightning Process and which included practical examples of previous success stories, gave them a rationale they could believe in. Particular parts of the theory they found helpful were the association between thoughts, emotions and body, and how negative thoughts and emotions can affect the body directly. Some were unsure whether the theory was scientifically valid, but they still found it logical and believable.</p> <p>b) Meeting others with CFS The support from others and the group setting that allowed the participants to learn from each other was highlighted as helpful as aspects leading to engagement and treatment commitment.</p> <p>c) Examples of treatment success Several participants highlighted that the educational part of the treatment, which included practical examples of previous success stories, gave them a rationale they could believe in.</p> <p>d) Positive and encouraging staff Therapists and staff were mostly described as positive and encouraging.</p> <p>e) The group setting The support from others and the group setting that allowed the participants to learn from each other was highlighted as helpful as aspects leading to engagement and treatment commitment.</p> <p>f) The practical assignments The practical assignments were described as important for the rapid recovery.</p> <p>g) Practicing the process and applications to everyday life Participants had the opportunity to practice the process and apply it in their everyday life and they also realised that it was their own choice that would really help them recover. The behavioural aspects of the treatment stood out as the most important factor for symptom alleviation and continuing recovery.</p> <p>h) The one-to-one sessions</p> <p>i) Setting of specific goals</p>

Study	Reme 2013 ⁶¹⁶
	The focus on specific goals and identifying barriers from reaching them was considered a helpful part of treatment.
	Treatment components that were unhelpful
	<ul style="list-style-type: none"> a) Sessions were too long The length of the sessions was thought to be too long and intense, especially since many participants struggled with focus and concentration. Others described the whole treatment as too short; with too little follow up afterwards. b) Incomplete explanation of the physiology Some found the teaching confusing and incomplete and not well-organised. c) Not honest about the success rate Participants mentioned the dishonesty staff showed when they claimed the treatment had a 100% success rate. d) Inducing guilt if no recovery Those who did not recover from the treatment felt that they were blamed for the lack of treatment success and consequently struggled with feeling of guilt and anger. e) Pressure to be positive Alternative viewpoints brought up by the young people were not well-received and a few experienced a normative pressure to be happy all the time and not express any negative feelings, which they found difficult. f) Expecting too fast recovery Participants criticised the impression that staff gave about the Lightning Process always involving a quick recovery. g) The secrecy around it The secrecy surrounding the Lightning Process was criticised and thought to result in unnecessary sceptical and prejudiced attitudes from people. Participants were specifically encouraged not to talk to anyone about it and they found this unhelpful and difficult. h) Too dominant therapist There were different opinions about the therapists; some had only good experiences, while others found their therapist too controlling and not open for critical questions. i) The cost The cost was mentioned as a negative aspect.
Limitations and applicability of evidence	<p>Moderate methodological limitations due to recruitment strategy (single charity; more likely to be patients who did not recover) and data analysis (insufficient data presented to support all findings).</p> <p>No concerns regarding applicability.</p>

Study	Taylor 2017⁷²³
Aim	To explore the experiences of young people with CFS/ME and depression in order to understand their views on why low mood developed, the impact of having low mood and what they had found to be helpful and unhelpful in treatment.
Intervention details	Various interventions
Population	<p>Young people aged between 12 and 18 years with a primary diagnosis of CFS/ME and co-morbid low mood (defined as a depression subscale score of >9 on the Hospital Anxiety and Depression Scale), recruited from a specialist paediatric CFS/ME service provided by a multidisciplinary team of doctors, occupational therapists, physiotherapists and psychologists. Those who were housebound (unable to attend outpatient appointments) were excluded.</p> <p>N=9; male/female 1/8; age median (IQR) 14 (14-15) years; illness duration median (IQR) 12 (8.5 to 37.5) months; 78% (7/9) had <40% school attendance, i.e. 2 days or fewer per week.</p>
Setting	Participants' homes and by telephone, UK
Study design	Semi-structured interviews with thematic analysis.
Methods and analysis	<p>A semi-structured topic guide was developed for the interviews, focusing on the young person's responses to the depression items on the HADS questionnaire, why young people felt they had become low in mood, factors contributing to low mood, whether their CFS/ME preceded or followed their low mood, what treatment strategies were helpful and unhelpful and whether anything else would have helped. Six young people were interviewed alone, and three with a parent present. Interviews were digitally recorded and transcribed.</p> <p>Three researchers each independently read through the first three transcripts and generated potential codes. Researchers then met together to discuss and compare codes, and began to combine the codes into themes. This process continued iteratively through the remainder of the analysis. NVivo was used to analyse the data thematically using techniques of constant comparison. Thematic analysis was used as a means of identifying, analysing and reporting patterns in the data.</p>
Findings	<p>Individualised approach</p> <p>Young people found different approaches helpful. The importance of an individualised approach was emphasised.</p> <p>CBT</p> <p>Some participants talked about finding CBT helpful. The combination treatment of CBT and medication was also discussed. One participant talked specifically about how they continue to use CBT in their lives, demonstrating a clear understanding of the cognitive behaviour therapy model and principles.</p> <p>Activity management</p> <p>Young people recognised that AM could be a helpful approach, for example, by giving them things to look forward to. Achieving a balance of activities within one's limits was emphasised. At times, participants also talked about having to think more about what</p>

Study	Taylor 2017⁷²³
	activities they invested energy in, which in itself seemed to detract from the experience of the activity itself to some extent, thus undermining their sense of enjoyment and/or achievement in the activity.
	Medication
	Young people generally did not mind taking medication providing they found it helpful.
	Other helpful strategies
	Young people felt that better support from education systems could have helped. Participants also felt that building supportive networks could be beneficial; this includes developing relationships with other young people with CFS/ME. They talked about the potential being of feeling understood and less alone.
Limitations and applicability of evidence	Minor methodological limitations due to data analysis (insufficient data presented to support all findings) and no clear statement of all findings. Moderate concerns about applicability due to study population (ME/CFS with comorbid depression).

1

Study	Ward 2008⁸²¹
Aim	To explore users' views and perceptions of their experiences of counselling, in particular what they found useful and what they found unhelpful or negative.
Intervention details	Any type of counselling intervention delivered by a counsellor, therapist, or clinical psychologist. Length of counselling ranged from eight weeks to one year and included both NHS and private settings. From the material, authors concluded that participants had experienced CBT, person-centred, psychodynamic and integrative/eclectic approaches to counselling.
Population	People who had received a formal diagnosis of ME from a medical practitioner and who had experienced any type of counselling intervention recruited through advertisements in the newsletters of the ME Association and the Action for ME user group. N=25; male/female 4/21; age mean (SD, range) 44 (11, 23-65) years; illness duration (range) 2-19 years.
Setting	Telephone based interviews, UK
Study design	Unstructured interviews
Methods and analysis	The interview began with a general introduction and the direction was determined by the interviewee, with the interviewer prompting and encouraging. Participants were offered to be interviewed over a number of sessions if this was helpful, but this was not necessary for any participants. Interviews lasted 20-90 minutes, were digitally recorded and transcribed. Interview transcripts were analysed using thematic analysis by the authors following grounded theory principles and the resulting thematic structures were compared and discussed until the final thematic structure was derived.

Study	Ward 2008⁸²¹
Findings	Experiences of different types of interventions
	<p>a) Activity related interventions Activity management included devising routines, increasing the level of activities, keeping diaries, setting goals and pacing. Of these the most useful was pacing – this was the most valued aspect of all counselling interventions. Participants described how in the early stages they often got this wrong, resulting in periods of crushing fatigue and pain. Exploring the relationship between activity and energy level was complicated by the fact that there was often a delay of sometimes several days before the full impact was felt. For these participants, exercise regimes and sometimes activity programmes were viewed negatively. Participants were often pushed to overdo it, leading to significant relapse.</p>
	<p>b) Stress-management interventions Relaxation and meditation techniques were viewed positively, with participants talking of reduced stress levels in terms of the impact of their condition and their life activities.</p>
	<p>c) Thought management interventions Responses to thought management strategies were mixed, with some participants finding suggestions of negative thoughts being counterproductive to be patronising and negative. Some felt that their condition was being blamed on their negative outlook. Some participants found such notions simplistic. Other participants found such interventions very useful, for example in helping them to counter very unrealistic or catastrophizing reactions.</p>
	<p>d) Examining the influence of the past interventions Very few participants experienced this approach. Those who had felt very negatively about it because they thought the suggestion was that the cause of their ME might be rooted in the past and they firmly rejected any psychological cause for their condition.</p>
	Reflections on the nature of the relationship with the counsellor
	<p>a) Negative reflections Negative reactions to counsellors involved poor communication, counsellors not understanding the condition and non-empathic responding.</p>
	<p>b) Positive reflections Positive reflections involved counsellor listening, understanding and offering appropriate challenge.</p>
	Reactions to counselling
	<p>a) Negative reactions Several participants mentioned the physical impact of the counselling on someone with severe ME. They described the difficulty of making their way to and from the session each week and the strain of keeping up a session of 50 minutes. The majority of the negative reactions related to perceptions of the counsellor and the counselling process. The suggestion that their condition might not be physical, that they have control over it, or that its roots lie in the past could be found to be very challenging and certain types of counselling were perceived as controlling, patronising and a form of brainwashing. These perceptions generally related to what participants understood as CBT.</p>

Study	Ward 2008⁸²¹
	<p>b) Positive reactions Positive reactions involved feeling listened to by an empathic counsellor who understood the condition.</p> <p>Perceived benefits of counselling Perceived benefits of counselling were a good relationship with someone who understands and who is outside of the immediate situation, having a weekly stimulus, coping with stress, having realistic goals and learning to pace.</p>
Limitations and applicability of evidence	<p>Moderate methodological limitations due to recruitment strategy (ME charities; more likely to be patients who did not recover), research design (unclear interventions, based on participant recall) and data analysis (insufficient data presented to support all findings).</p> <p>Minor concerns regarding applicability due to unclear interventions.</p>

1

2 Call for evidence

3

Study	Snounou 2019⁶⁸⁵
Aim	To evaluate, through focus groups and feedback questionnaires, the experience of patients who participated in an eight-week group condition management programme for Chronic Fatigue Syndrome / Myalgic Encephalomyelitis (ME/CFS)
Intervention details	Two-hour session weekly over eight-weeks, led by an occupational therapist and overseen by a dietician and a physiotherapist. Each session included a presentation followed by group discussion and each session was based around a different topic. The Programme aims to take a holistic approach to support patients living with ME/CFS, to stabilise activity levels and to work towards a gradual increase whilst monitoring the body's response. The topics covered within the Programme included: understanding ME/CFS, coping with emotions, rest, activity and sleep, stress management, diet, physical activity, and communicating with others. The programme was based on a group programme named the Step Programme carried out at Yorkshire Fatigue Clinic and adapted to the needs of the population, including consultation with a patient living with ME/CFS.
Population	<p>People who had taken part in the eight-week programme. To be eligible for the group programme, patients must have an established diagnosis of ME/CFS and be 18 years or older. The programme was only available to those with mild to moderate symptom severity. One participant had been unable to attend the group programme but received one-on-one sessions on the group content following the programme.</p> <p>N=16; male/female 3/13; age range 25-70 years; illness duration 4 participants with a diagnosis for 6 months - 1 year, 5 participants with a diagnosis for 1-5 years, 7 participants with a diagnosis for 5 years or more; 2 participants were working part time.</p>
Setting	Meeting rooms in centres within the region that the study was carried out in, Northern Ireland
Study design	Mixed methods, focus group interviews and feedback questionnaires.

Study	Snounou 2019 ⁶⁸⁵
Methods and analysis	<p>Two focus groups including 8 participants each, facilitated by an occupational therapist using a pre-designed list of questions about experience of the programme. Notes were taken by a former occupational therapist and a patient with ME/CFS volunteering with the programme. No direct quotes were recorded from the focus groups.</p> <p>All patients present during the eighth weekly session of the first two group cohorts were asked to complete a feedback questionnaire on how the patients found the group programme, what they had learnt, and their view on the practicalities of the programme.</p> <p>Questionnaire responses were analysed, themes identified, and representative quotes for each theme extracted. Notes from the focus groups, in combination with the representative quotes from the questionnaires, were analysed, using a thematic analysis by constant comparison analysis (open coding, axial coding, and then selective coding), i.e. chunking the data into small units, grouping the codes into categories, and then developing a theme to express the content of each group. Additionally, some techniques from classical content analysis were used, through quantifying the number of pieces of data to which a particular code was given.</p>
Findings	<p>Accessibility</p> <p>a) Time of day Timing of programme being between 14:00-16:00 was good and they elaborated saying ‘the timing of the group worked well, not too early’.</p> <p>b) Venue accessibility Having high backed supportive chairs throughout the programme was helpful. The lift was useful for times the room the programme took place in was not on the ground floor.</p> <p>c) Lack of attendance pressure There had been no pressure placed on attendees when they missed a week: they felt welcome at the programme and they appreciated how encouraged they felt to return to the programme. Anxiety about the implications of missed attendance came up again in suggestions for improvements with the suggestion to cover initial anxieties at the beginning of the first session e.g. ‘What if I am too ill to attend a week?’</p> <p>d) Handouts Having handouts was good, especially if they were given out at the beginning of the session as it saved energy used if one had to take notes. One patient suggested having handouts available online would be useful.</p> <p>e) Video Conferencing It was suggested that incorporating video calls for example through Skype, Facetime or webcam would be useful for patients who were housebound at the time of the programme (including patients who are housebound long-term and those who may find themselves housebound during a particular week of the course.)</p> <p>f) Duration of Each session</p>

Study	Snounou 2019 ⁶⁸⁵
	There were mixed opinions on the duration of each session: One patient commented that the ‘length of sessions was just right’. However, a couple of others felt that the sessions were too long and that 1.5 hours would be a more manageable duration than 2 hours.
	Programme content
	<p>a) Overall The most appreciated topics on the course were pacing and activity management, rest and relaxation. These were followed by understanding the science behind ME/CFS, diet and relationships.</p>
	<p>b) Pacing and Activity Management It was beneficial to learn about the use of diaries, boom and bust patterns, knowing one’s limits, prioritising, planning ahead, time management and pacing.</p>
	<p>c) Rest and Relaxation It was positive to learn how to rest properly, with one patient explaining they learnt to appreciate ‘the importance of complete rest rather than reading or TV rest.’</p>
	<p>d) Science and Understanding ME/CFS No extractable findings; individual quotes only (quotes were positive).</p>
	<p>e) Diet Two patients expressed that the information regarding diet was beneficial.</p>
	<p>f) Relationships and ME/CFS Two patients emphasised the value of discussing the impact of ME on relationships within the programme. They felt it was positive to open up about impact on relationships with others, with people who understand i.e. the other patients doing the programme.</p>
	<p>g) Exercise/ Physical Activity One patient valued ‘Emphasising the importance of regular [physical activity], and the opportunity to successfully complete [physical activity] without increase in symptoms.’ However, another patient was unsure about the physical activity advice.</p>
	<p>h) Other topics Other topics included that the focus group thought to be important were learning ‘not to be so hard on yourself’ and the practicalities and the help available to return to work. Additional topics patients mentioned they would like to be covered included information on benefits, the impact of sunny weather (including heat and vitamin D), pain management and further information on stress recognition and management.</p>
	Structure of the programme
	<p>a) Positive aspects Overall participants rated the structure of the programme as ‘very good.’ Participants felt the group size was appropriate. They felt that the GP referral to the programme had been fast and effective. Patients appreciated having the follow-up at three and</p>

Study	Snounou 2019 ⁶⁸⁵
	<p>six months. One patient commented on the venue of their group: ‘The course being held in a leisure centre was good psychologically, separating it from a health setting.’</p> <p>b) Suggested changes Several people said they would like to be able to have one-off crisis-type access e.g. for during a deterioration or relapse and that some patients would require longer-term support. One participant commented that it would be helpful to ‘Focus on one tool at a time to allow for implementation.’ One participant expressed they would value ‘time to create an action plan at the end of the session so you have a clear plan’.</p> <p>Group nature of the programme Participants placed great value on meeting other patients with the same/similar condition(s). They explained the group aspect of the programme helped create a support network for them. The patients that had one-on-one sessions in addition to the group sessions also deemed this as helpful.</p> <p>Perceived impact of the programme Not extractable findings; individual quotes only (quotes were positive).</p>
Limitations and applicability of evidence	<p>Severe methodological limitations due to recruitment strategy (only those who completed the programme were recruited), unclear relationship between the interviewer and the participants (interviewer was an occupational therapist; programme also led by an occupational therapist); data analysis (analysis by individual researchers; insufficient data presented to support all findings) and no clear statement of some findings.</p> <p>No concerns regarding applicability.</p>

1

Study	Brigden ⁸⁸ (Beasant ⁶⁴)
Aim	To ascertain the feasibility and acceptability of conducting an RCT to investigate the effectiveness and cost effectiveness of GET compared to activity management for paediatric CFS/ME.
Intervention details	<p>In both arms, clinicians could provide routine advice about sleep, medication use and symptom control. Families and clinicians decided upon the number of follow-up sessions (typically between 8 and 12) and the frequency of appointments (typically every 2-6 weeks). The interventions were delivered in secondary care outpatient clinics, delivered face-face in the hospital setting or via Skype.</p> <p>GET was delivered by a trained CFS/ME specialist (physiotherapists, occupational therapists, nurses or psychologists) in the outpatient setting. Advice was focussed on exercise (physical activity) with detailed assessment of physical activity at the start of treatment, and advice about finding a stable level (baseline). Therapists calculated the young person’s “maximum” heart rate (220 minus their age). At the start of treatment, young people were advised to try and ensure physical activity levels were low enough so heart rate did not increase to more than 40-50% of this maximum heart rate. Participants were taught to monitor their heart rates (either manually or with a wearable such as a FITBIT). They were encouraged to use paper diaries/apps to monitor and record physical activity. Once the</p>

Study	<p>Brigden⁸⁸ (Beasant⁶⁴)</p> <p>baseline level of activity was achieved and maintained, the young person was supported to gradually increase physical activity (10-20% a week). Therapists completed fidelity checks in each appointment to record the advice given. Advice on different types of cognitive activity, discussion about the different types of cognitive activities or Instructions to record the cognitive activities was prohibited in this treatment arm.</p> <p>Activity management was delivered by specialist CFS/ME clinicians (occupational therapists, physiotherapists, nurses and psychologists). The clinician assessed the participant’s current levels of activity, including cognitive activities, emotional activities and physical activities. The clinician and participant then agreed a “baseline” of activity; a daily sustainable level of activity, typically the average daily amount of activity that the young person reported at assessment. Young people were taught how to record the total number of minutes spent each day doing different levels of activity (high-energy and low energy) using either paper diaries or the “Active ME” digital App. When participants achieved a “baseline” of all activity (cognitive/physical/emotional) they were supported to gradually increase activity by 10-20% each week.</p>
Population	<p>Children and young people (age 8-17 years) with a diagnosis of mild to moderate CFS/ME participating in an RCT (MAGENTA) and their parents. Participants recruited from three Specialist Paediatric CFS/ME services. Those who were severely affected (unable to do activity for themselves, only able to carry out minimal daily tasks, or had severe cognitive difficulties and depend on wheelchair for mobility), referred to CBT at their first assessment or unable to attend clinic sessions were excluded. Maximum variation sampling used to ensure a variation in characteristics and recruitment from both intervention groups.</p> <p>N=27 families from one centre (n=12 randomised to GET; male/female 5/7; mean age (range) 14.7 (10-17) years)</p>
Setting	Participants’ homes, in the hospital, via skype or by telephone, UK
Study design	Semi-structured interviews
Methods and analysis	<p>Semi-structured interviews conducted with participants and parents who had consented to the trial. Participants were offered a choice of interview location: at home, in the hospital, via skype or by telephone. A checklist of topics was used to guide discussion, but participants were encouraged to raise issues they felt to be relevant and important. Interviews lasted between 15-60 minutes and were audio-recorded and transcribed. Five interviews were joint interviews with the parent and young person, five were primarily with the young person but with the parent resents and two were with the young person by themselves.</p> <p>Techniques of constant comparison were drawn upon to inform further sampling and ongoing data collection. Interview transcripts were coded using NVivo and analysed thematically. Common and divergent themes and individuals exhibiting contrasting views (negative cases) were studied in detail to understand reasons underlying such differences. Initial data analyses were initially undertaken by the qualitative researcher. To check coding reliability, other members of the team independently analysed a proportion of transcripts and compared findings.</p>
Findings	<p>Core aspects of the specialist CFS/ME care package</p> <p>Participants and parents in both arms commented on finding core aspects of the specialist CFS/ME care package beneficial, (such as sleep hygiene, referral to a psychologist and information about diet).</p>

Study	Brigden ⁸⁸ (Beasant ⁶⁴)
	<p>Activity management Participants found the approach positive and helpful on the whole when managing CFS/ME symptoms. They highlighted that “limiting” high level ‘red’ activity could be challenging and frustrating, particularly in the run up to school exams. Recording cognitive activity levels on activity management sheets or the “ActiveME” App was seen as onerous for some, although parents and participants noted that overall activity management had a beneficial effect on their CFS/ME.</p>
	<p>GET - Exercises are enjoyable Despite mixed preconceptions, most participants were positive about GET once they entered treatment and reported positive experience of the exercises.</p>
	<p>GET - Importance of routine and structure Many families explained that the program introduced routine, which they experienced as important. Participants also described benefits of a more consistent routine from GET, including a regular waking/getting up pattern.</p>
	<p>GET - Relationship with clinician Many families valued the support they received from their clinician. Some comments recognised the helpful support of the clinician in dealing with the young person’s school. Many families acknowledged the importance of the relationship in terms of having someone listen and understand and feeling cared for.</p>
	<p>GET - Individual tailoring Families consistently praised the way the program was implemented in a tailored way in which the clinician identified the individual needs of the young person and collaboratively developed a tailored treatment plan. Families commented that the GET program was tailored around the child’s interests and activities and taking into account individual needs. Many commented on the program being adapted to the child’s capabilities. Families felt that therapists delivering treatment recognised the fluctuating nature of CFS/ME and that physical capabilities change, including setbacks and “crashes”, and that the program included flexibility with recommendations. Families also reported that they gained extra advice beyond the central focus on activity, such as sleep or diet, when these came up for participants.</p>
	<p>GET - Activity reduction and pacing</p>
	<p>a) Activity reduction and pacing benefits Some families commented that the treatment set helpful boundaries to avoid a pattern of overexertion. Many families explained that the clinician worked closely with them to make sure that activity and any increases were done at a manageable pace for the child. Some reported that clinicians were flexible in reducing the activity if the increase had been too rapid/ too much.</p>
	<p>b) Activity reduction and pacing challenges Some families reported that limiting activity was challenging, with evidence that the young person resisted this advice, wanting to do more physical exercise. Concerns about activity reduction included social effects and difficulties with limiting walking in school.</p>
	<p>GET - Setbacks during treatment</p>

Study	Brigden ⁸⁸ (Beasant ⁶⁴)
	<p>A number of families described that the young person had a setback or “crash” during the course of treatment. Families reported that crashes or setbacks happened as a result of the young person exceeding their recommended limits of physical activity. Young people reported dealing with setbacks by adapting their activity levels to a lower level, supported by their clinician. There were reports that travel to the hospital site for appointments contributed to setbacks, which worsened fatigue in some young people.</p> <p>GET - FITBITS and physical monitoring</p> <p>Participants commented positively on the use of wearables to accurately detect physical activity, as this demonstrated when they were doing too much, making the participant aware of over-exercising. Participants enjoyed using the Fitbit, often finding other functionality such as sleep or steps monitoring useful in addition to heart rate monitoring. Some issues with Fitbits were identified including inconsistent availability: one was the wrong size, two participants reported not receiving Fitbits, one participant purchased one independently. Some comments indicated that the measurements were not always accurate, for example under-reporting numbers of stair climbs in a day.</p> <p>GET - Positive outcomes from treatment</p> <p>There were many positive reports of treatment outcomes from families, with overall recognition that the young person had benefitted from GET. Families commented on improvements to the young person’s CFS/ME symptoms, including reductions in fatigue and tiredness, improved sleep and ability to concentrate. Several comments indicated improvements to the young person’s functioning attributed to GET. Several families reported that treatment led to mood improvements in the young person.</p> <p>GET - Uncertain/lack of difference from treatment</p> <p>Some families did not notice a difference with treatment, either reporting uncertainty, or lack of impact, often related to school and cognitive activities.</p>
Limitations and applicability of evidence	<p>Very minor methodological limitations due to unclear relationship between the interviewer and the participants.</p> <p>No concerns regarding applicability.</p>

1

Study	Anderson ²²
Aim	To assess the feasibility of recruiting families to a trial of a UK-adapted version of the Dutch CBT program: Fatigue In Teenagers on the interNET in the NHS (FITNET-NHS), compared to a version of usual care – Activity Management (delivered via Skype), and to assess the acceptability of the two interventions.
Intervention details	FITNET-NHS is an online modular CFS/ME-specific CBT program designed to be used by young people and their parents. It is supported by individualised clinical psychologist e-consultations (with messages sent separately to the young person and to the parent). There are up to 19 chapters for young people to work through, which are unlocked by the psychologist on completion of the previous one. Some chapters are optional and are only unlocked if the psychologist thinks they are relevant for the young person (e.g. a chapter looking more closely at mood problems). The earlier chapters include explanations of the links between thoughts, feelings and behaviour that form patterns that contribute to the maintenance of CFS/ME symptoms. The chapters include questions for young

Study	Anderson ²²
	<p>people to complete designed to identify unhelpful patterns and help with problem solving. Young people are encouraged to monitor their activity, establish a manageable baseline and build on this gradually. There are diaries included in the program, for young people to record their sleep, activity levels and helpful thoughts, which they can then discuss with therapists. Parents can read the content of chapters but not the answers to questions. Therapists are able to see question responses and diaries, and also use the tailored e consultations to help the young person through the course.</p> <p>Activity Management (AM) (via Skype) is the comparison treatment, delivered by a CFS/ME clinician (usually physiotherapist/ occupational therapist). AM is a standard behavioural treatment offered within the specialist service, and recommended by the National Institute for Health and Clinical Excellence (NICE). It involves assessment of the young person's activity level and begins with establishing a manageable baseline of activity to be maintained daily (usually reduction of activity) from which to build gradually and safely at a pace that the patient can manage. The AM intervention offered within the trial is protocolised, and explicitly prohibits detailed engagement with cognitions, keeping it as a behavioural treatment. AM was included as a version of usual care for comparison with the FITNET-NHS intervention treatment.</p>
Population	<p>Young people aged 11-17 with a diagnosis of CFS/ME (with no access to local specialist paediatric CFS/ME treatment) together with their parents/carers, recruited to a pilot trial (FITNET). Participants were purposively selected for maximum variation (intervention, age and gender).</p> <p>N=20 families (12 families in the FITNET-NHS-NHS arm and 8 in the Activity Management arm). This included 18 children, (male/female 6/12; age range 12-17 years) and 22 parents (19 mothers, 3 fathers, 2 interviews included both parents).</p>
Setting	Skype/telephone-based interviews, UK
Study design	Semi structured interviews with thematic analysis
Methods and analysis	<p>In-depth interviews with participants and their parents to understand their experiences and views of trial processes: provision and acceptability of patient information, reasons for accepting or declining participation, treatments preferences and acceptability of treatments. Particular focus on the use of the FITNET-NHS-NHS platform and Skype calls for Activity Management. Families were given a choice of being interviewed over skype or telephone, together or alone. Interviews followed a checklist of topics but allowed new issues of importance to emerge. All interviews were audio recorded with consent using encryption software, transcribed verbatim and anonymised.</p> <p>Qualitative data analysis was ongoing and iterative commencing soon after data collection to inform further data collection. Transcripts were imported into NVivo, systematically assigned codes and analysed thematically using techniques of constant comparison. Data were examined for patterns and themes, comparing accounts between different participants and refining the coding framework as interviews progressed. To check coding reliability, a proportion of transcripts were double coded and findings compared to check coding and interpretation by other members of the team.</p>
Findings	Acceptability of interventions

Study	Anderson²²
	Feedback supported the acceptability overall of both intervention arms. Participants valued the individual tailored advice from a 'specialist' CFS/ME therapist as they hadn't had the support before.
	Acceptability of FITNET-NHS platform/ e-consultations with therapist Participants liked that they could complete the platform in their own time rather than having to attend appointments. Emails gave them time to think about their answers and some participants found it easier to talk about personal topics over email. However, others found it difficult to portray things in writing and would have preferred some face to face contact.
Limitations and applicability of evidence	Very minor methodological limitations due to unclear relationship between the interviewers and participants. No concerns regarding applicability.

1

Study	Forward-ME survey 2019⁵⁵⁹
Aim	To describe the experiences of adults and children with ME/CFS who have participated in CBT and GET interventions. Describe the experiences within subgroups of modifiable and non-modifiable variables.
Intervention details	N=670 started a course of CBT; number of sessions ranged from 1 to 180 (most common 6); most commonly delivered by a cognitive behavioural therapist; most commonly individual treatment. N=428 started a course of GET; number of sessions ranged from 1 to 2100 (most common 6); most commonly delivered by a physiotherapist; most commonly individual treatment. N=725 started a course of CBT combined with GET; number of sessions ranged from 1 to 200 (most common 6); most commonly delivered by a cognitive behavioural therapist; most commonly individual treatment. N=707 started a course of GET combined with CBT; number of sessions ranged from 1 to 365 (most common 6); most commonly delivered by a physiotherapist; most commonly individual treatment.
Population	Inclusion criteria for participation in the survey was: 1. To have been offered or received CBT and/or GET since 2007 – even if the course was not completed AND 2. To have a diagnosis of ME, ME/CFS, CFS or PVFS confirmed by a clinician AND 3. To have received treatment within the UK N=2274; male/female 384/1829; age range 12 years and under (n=17) to 71+ years (n=25); 87% responses were self-reported, 8.1% of responses were completed on behalf of a child and 4% were completed by a carer on behalf of an individual with ME; 62.4% rated their condition as moderate before treatment; 98.5% experienced post exertional malaise.

Study	Forward-ME survey 2019⁵⁵⁹
Setting	Online survey, UK
Study design	Survey including closed ended and open-ended questions.
Methods and analysis	The survey data was exported from the Qualtrics platform (Qualtrics, Provo, UT) and converted to a SPSS (IBM, SPSS Statistics, Version 25) data file. The open-ended questions were analysed through NVivo 12 Plus qualitative data analysis Software (QSR International Pty Ltd. Version 12). The software automatically coded themes by sentence, indexed words using a word frequency count and coded responses into sentiment, highlighting negative or positive responses. Each open-ended question has been reported primarily by theme and word frequency. Sentiment categorisation has been applied mainly to the survey end questions.
Findings	<p>Reasons for stopping CBT Respondents mentioned they were too ill to continue, including worsening of symptoms of post exertional malaise (PEM), stress and anxiety. In addition, many respondents quoted treatment being stopped by the practitioner due to detrimental effects or CBT being unnecessary for the individual.</p> <p>Worsening of symptoms (CBT) Common themes in responses included fatigue, cognitive issues, pain, and activity levels.</p> <p>Reasons for stopping GET Respondents mentioned an increase of symptoms, pain, discomfort, deterioration and relapse for stopping GET.</p> <p>Worsening of symptoms (GET) Top coded themes included pain, fatigue, muscular symptoms, cognitive issues, malaise, brain fog, and mental well-being.</p> <p>New symptoms (GET) The top coded themes included pain, sensitivity, muscular symptoms, joints, and brain. In addition, the word frequency count highlighted ideas related to disease/symptom severity and ability to walk.</p> <p>Reasons for stopping combined CBT and GET – responses related to CBT Respondents mentioned they were too ill to continue with worsening of symptoms, inability to keep up with attendance, and being discharged from the service.</p> <p>Worsening of symptoms (responses related to CBT) Top coded themes included brain, mental, pain, health, symptoms, cognitive, function, energy and malaise.</p> <p>Reasons for stopping combined CBT and GET – responses related to GET Top themes included exercise, activity, symptoms, pain, malaise, session, health, worsening, and illness. Many respondents mentioned an increase of symptoms, pain, deterioration and worsening as reasons they stopped GET.</p> <p>Worsening of symptoms (responses related to GET) Top coded themes included pain, muscle, brain fog, health, mental health, levels, symptoms, cognitive, malaise and fatigue.</p> <p>New symptoms (responses related to GET)</p>

Study	Forward-ME survey 2019⁵⁵⁹
	The top coded themes included pain, problems, muscle, joint, symptoms, issues and cognitive.
Limitations and applicability of evidence	Moderate methodological limitations due to recruitment strategy (ME charities; may be more likely to have not improved/recovered; unclear detail on interventions received); data collection (open ended questions focussed on negative aspects of treatment – reasons for stopping and how symptoms worsened); data analysis (individual quotes and data analysis software coded themes by sentence, indexed words using a word frequency count and coded responses into sentiment). No concerns regarding applicability.

1

Study	ME Action 2019⁴³⁰
Aim	To supply NICE with up to date patient data.
Intervention details	68 ME services. The top 10 clinics attended by 28 or more respondents were: <ul style="list-style-type: none"> • Bristol CFS/ME Service for Adults • Sheffield CFS/ME Service for South Yorkshire and North Derbyshire • Norfolk and Suffolk ME/CFS Service • Liverpool CFS/ME Management Services • Leeds and West Yorkshire CFS/ME Service • Bath Specialist Paediatric CFS/ME Treatment Service • Surrey - South West London and Surrey Chronic Fatigue Service • Oxfordshire CFS/ME Service • Essex Chronic Fatigue Service • Edinburgh - Lothian CFS/ME Service
Population	N=1,886 who completed valid questionnaires and had a diagnosis of CFS/ME, ME/CFS, ME or CFS; 99.3% responded that they experienced post-exertional malaise
Setting	Online survey, UK.
Study design	Survey including closed and open-ended questions with thematic analysis.
Methods and analysis	Questionnaire distributed via social media and email to charity contact list. Responses were anonymous and respondents were allowed to fill in the survey more than once if they had attended more than one ME service. Open-ended comments have been analysed using thematic codes based on the main areas of comment and summaries of this analysis are reported.
	Clinic offers graded exercise therapy/condition worsened due to GET.

Study	ME Action 2019 ⁴³⁰
	<p>The impact of being told to do graded exercise therapy and the harm caused to respondents by following this advice was a key issue, particularly for those who wanted clinics closed or adapted.</p> <p>Given bad/poor information/advice/treatment.</p> <p>There was a range of comments about inappropriate advice, with many highlighting information relating to treating ME as a psychological disease or based on the GET or CBT models of treatment (or both). Comments also highlighted that supportive staff were often handing out information that was outdated or inappropriate.</p> <p>Clinic offers CBT based on belief it will help with symptoms of ME.</p> <p>Criticisms of CBT related mainly to the therapy being used as a ‘treatment’ for ME rather than it having a negative impact on health.</p> <p>Pacing as effective approach/ clinics not able to support pacing effectively.</p> <p>Most comments on pacing were positive, although some respondents with a positive experience of pacing felt that the clinic should offer more advice. Not all those that had been advised on pacing felt that the advice was helpful.</p> <p>Advice/Interventions in those who had not attended a clinic</p> <p>Key themes were exercise (graded exercise therapy GET, increasing activity levels), being a negative experience/experience deterioration or a desire that they had not followed this advice from healthcare professionals; pacing or managing activity and rest either as something they found useful or something that they wish they had been told earlier/could receive; CBT/psychology as a negative experience or mention of CBT/psychology, not finding this intervention useful; rest- either that they found it helpful, or wish they had been told to rest earlier; and antidepressants- being prescribed for ME symptoms by health care professionals, and the experiencing of negative side effects.</p>
Limitations and applicability of evidence	<p>Serious methodological limitations due to recruitment strategy (single ME charity; may be more likely to have not improved/recovered); research design (unclear detail on specific interventions received); data analysis (limited detail reported on methods of data analysis); no clear statement for all findings (some findings are vague, mentioning ‘positive’ or ‘negative’ comments).</p> <p>Moderate concerns regarding applicability due to lack of information on participant characteristics.</p>

1

Study	Bristol CFS/ME Service ⁹⁰
Aim	Not explicitly stated.
Intervention details	The Bristol Chronic Fatigue Syndrome/ME Service. If a diagnosis of CFS/ME is confirmed at assessment, patients are invited to attend a pair of seminars held every month. The aim of the seminars is to introduce newly diagnosed CFS/ME patients to key areas of knowledge about the condition, and to introduce a foundation for self-management and rehabilitation. Each month the group consists of approximately 15-25 patients, who are invited to contribute their experiences of CFS/ME during the seminar, so that the seminar is co-created by clinicians and patients. An additional contribution may be made by a previous patient of the Service who has made progress

Study	Bristol CFS/ME Service ⁹⁰
	<p>by applying the approaches that the Service encourages. The first seminar aims to provide a foundation of basic knowledge about CFS/ME, and draws on patient experiences in order to explore topics such as:</p> <ul style="list-style-type: none"> • the core symptoms and the other, less frequent symptoms • common triggers • the model of CFS/ME used within the Service • the biological, psychological and social consequences of living with CFS/ME • managing post-exertional symptoms (the ‘boom and bust’ cycle) <p>The second seminar focuses on more advanced knowledge and coping strategies related to:</p> <ul style="list-style-type: none"> • the use of diaries for activity analysis • the role of recuperative rest • sleep management • stress management <p>After patients have attended both of these sessions, a follow-up appointment is arranged, normally with the therapist who assessed the patient. At this appointment, a further management plan is agreed. Shared decision making is an important aspect of these review appointments.</p>
Population	<p>People with newly diagnosed CFS/ME attending CFS/ME seminars</p> <p>Number of participants and characteristics not reported.</p>
Setting	Bristol Chronic Fatigue Syndrome/ME Service, UK
Study design	Qualitative service evaluation form and thematic analysis.
Methods and analysis	Patients were invited to fill out a qualitative service evaluation form which asked about the most useful and also the most difficult aspects of attending the two seminars. A thematic analysis was conducted by three team members who discussed the responses until a consensus was reached.
Findings	<p>Benefits of attending the foundation phase seminars</p> <p>a) Information A common theme was how informative the sessions were for the patients. Many attendees commented that the sessions expanded their knowledge of CFS/ME and offered different ways of managing their symptoms. Whilst for some, the seminars reinforced knowledge that they had already gathered, for others the seminars offered more understanding about the condition and helped with “sorting myths from truth”. Many attendees commented on the value of the coping strategies that the seminar introduces.</p>
	<p>b) Understanding symptoms and triggers</p>

Study	Bristol CFS/ME Service ⁹⁰
	The detailed exploration of CFS/ME symptoms and their behaviour in the first seminar was reported as beneficial. This included knowing what symptoms are typical for CFS/ME. For some people, this helped them to feel more confident in the diagnosis, and this confirmation was valued.
	<p>c) Understanding the ‘alarm system’ model This explanatory model was helpful for a number of participants, and furthermore a number of patients also commented on the value of the seminars in helping them to feel believed. This sense of validation and of “being believed” was reported as an important benefit from the seminars.</p>
	<p>d) Sleep management The second seminar explored sleep management in depth, and this sleep advice was valued by a number of people. The reduction of arousal before bedtime was specifically mentioned as a benefit of this session.</p>
	<p>e) Activity management and the use of diaries People valued the use of a diary to identify high, medium and low demand activities. By utilizing the diary, people were able to have a visual representation of their daily activities, which led to more awareness of triggers for setbacks. This helped with “keeping on an even keel”, and “avoiding boom and bust” as they are able to reflect on their activities and plan/spread their low, medium and high activities evenly throughout the day, and throughout the week. Help with understanding and setting baselines was also identified as an important outcome of the seminars. Linked with the activity analysis, the value of recuperative rest in achieving stability was identified.</p>
	<p>f) Meeting others: not feeling so alone Attendees commented that meeting others was very useful in that they no longer felt alone. In addition, many participants wrote that it was helpful to hear others’ knowledge and experience: comments included “sharing feelings and knowledge” and “talking to others and sharing experiences”. A few attendees commented in the suggestions section that they would have liked a way of staying in touch with others with CFS/ME, demonstrating the value of being with individuals with the same condition.</p>
	<p>g) The delivery of the seminars Attendees valued the biological and scientific explanations, for example, those used to explain and clarify sleep management. The “warm and accepting atmosphere” and “non-judgemental approach” was important, as was being able to ask questions. The knowledge of the facilitators and their ability to explain clearly was valued. The group participation was also identified as an important part of the delivery as this also contributed to creating a collaborative and accepting atmosphere.</p>
	The most difficult aspects of the Foundation Phase Seminars
	<p>a) Managing symptoms during the seminars A common difficulty experienced was CFS/ME symptoms during the seminars. These issues included concentrating on the topic being discussed and retaining all the information during the seminar. There were also difficulties reported in sitting upright, and a number of comments were made about the uncomfortable chairs. For some, the lights were too bright, and more than one person reported difficulty staying awake. It seems that the room has been too warm on occasion, and a “lack of fresh air” was also experienced. One attendee thought that the sessions were too long, whereas another thought that a two-hour seminar would be better to allow people to talk more.</p>

Study	Bristol CFS/ME Service ⁹⁰
	<p>b) Accessing the seminars A few attendees expressed that the location of the seminars and the distance they had to travel was an issue. Furthermore, attendees said that managing fatigue in order to attend the seminar has also been an issue for some. Finding a parking space was also difficult for some. 10.30am was experienced as too early in the morning for some. Others found it difficult to manage the seminars in addition to their work duties. One individual reported difficulty in remembering the date and time for the seminar.</p>
	<p>c) Difficulty putting "Theory into Practice" A few attendees mentioned that applying the strategies into practice would be difficult as it depends on their work and lifestyle as well as the severity of their CFS/ME. Others also mentioned that in understanding the condition, they became more aware they will have to make changes in their daily life, including "breaking habits" and "facing the necessary changes in lifestyle". In addition, some also mentioned that they are unsure about what happens next after the seminars: "not understanding next steps", "what next?", "applying things learnt - not sure how to start". There was recognition that moving forwards would be a difficult process.</p>
	<p>d) Problems with a group setting There were a number of specific issues raised which related to problems with the group setting. One individual commented on the lack of personal focus as being a difficulty with the seminars. One individual reported difficulty in "opening up" in front of the group. One individual commented that it felt as if others were not as severely affected. Two people commented that they would like the information to be shared with their family. There were comments made about some attendees talking more than others and about some negative comments made by others attending the seminars. One person found it difficult that staff were not able to answer individual questions, and that they were guided to speak to their clinician or GP about these issues.</p>
	<p>e) The emotional impact of the seminars A number of comments reflected the challenges inherent in confronting the reality of CFS/ME in the seminars. The information about prognosis offered in the seminars was experienced as a difficulty, with one person saying that "improvement in condition not a quick fix", and another saying "there is no simple answer". One person suggested that staff should be more positive about the statistics about recovery rates, and another indicated that it was "depressing at times".</p>
Limitations and applicability of evidence	<p>Severe methodological limitations due to no clear statement of research aim; recruitment strategy and participant characteristics not clearly described; unclear relationship between researchers and participants (analysis conducted by 'three team members').</p> <p>Moderate concerns regarding applicability due to lack of information on participant characteristics.</p>

1

Study	Bristol CFS/ME Service ⁵³⁵
Aim	To gather feedback from patients who were either current or recent patients of NHS CFS/ME Services.

Study	Bristol CFS/ME Service⁵³⁵
Intervention details	CBT, mindfulness meditation, GET
Population	Patients of the Bristol CFS/ME Service and parents of young people attending the Paediatric CFS/ME Service at Bath.
Setting	Online, UK.
Study design	Survey including closed and open-ended questions and thematic analysis.
Methods and analysis	The primary question was: “Do you think that adults and children with Chronic Fatigue Syndrome or ME (CFS/ME) should have access to specialist NHS services for assessment and treatment?” Response options were yes or no. The survey then invited participants to add free text, if they wanted to say anything else. The main emphasis of the data reported is a thematic analysis of the qualitative data collected.
Findings	<p>Self-Management support</p> <p>Respondents valued the support from specialist services to learn skills and strategies to self-manage the condition. There were specific mentions of both CBT and Mindfulness meditation as being helpful approaches.</p> <p>Criticisms of services</p> <p>Out of 612 responses before the 23rd July 2019 (when the survey URL was made available to the public via social media), only three comments criticised CBT and three criticised GET. One comment expressed a concern that CBT and GET were based on poor science, and a second comment suggested that they were harmful and ineffective. One comment expressed concern that some services do not offer medical input. One person was unhappy with the delivery of a group that they attended.</p>
Limitations and applicability of evidence	<p>Moderate methodological limitations due to unclear relationship between researchers and participants (data appears to have been analysed by members of the service); data analysis (unclear methods).</p> <p>Moderate concerns regarding applicability due to lack of information on participant characteristics; lack of information on which interventions were received.</p>

1

Study	Gladwell 2013²⁹⁰
Aim	To explore the experiences of people with Chronic Fatigue Syndrome/Myalgic Encephalomyelitis (CFS/ME) of rehabilitation therapies so as to build an understanding of reasons for the discrepancy between the notably mixed experiences regarding effectiveness reported in patient surveys and the RCT evidence about the efficacy of Graded Exercise Therapy (GET). To review patient experiences of two related rehabilitation approaches, Exercise on Prescription (EoP) and Graded Activity Therapy (GAT).
Intervention details	Graded exercise therapy (GET), the functionally oriented Graded Activity Therapy (GAT), or Exercise on Prescription (EOP). Respondents had been treated in a range of clinical settings in which there should have been awareness of the NICE Guidelines. The

Study	Gladwell 2013²⁹⁰
	most frequently mentioned location for therapy was the patient's home, but quite often this was in combination with therapy supervision and/or exercise at other locations including GP surgeries, hospital outpatient departments, physiotherapy departments, hydrotherapy pools, specialist units, gyms and recreation centres.
Population	<p>Respondents to 2010 survey of rehabilitation therapies carried out by Action for ME who started rehabilitation during or after 2008 and had tried one of three rehabilitation therapies: GET, the functionally oriented Graded Activity Therapy (GAT), or Exercise on Prescription (EOP).</p> <p>N=76; male/female 14/62; age group <30 years n=19, 30<40 years n=20, 40<50 years n=23, 50+ years n=13; decade of onset 1980s n=7, 1990s n=14, 2000+ n=55</p>
Setting	Online survey, UK
Study design	Thematic analysis of qualitative data submitted as "free text" in an online survey.
Methods and analysis	<p>Qualitative data submitted as "free text" in the responses to the 2010 survey of rehabilitation therapies carried out by Action for ME. These sections encouraged the respondents to write about their experiences of the rehabilitation therapies, to build a picture of what was helpful and unhelpful about the therapies.</p> <p>The data were analysed using thematic analysis by the first author and a volunteer living with CFS/ME. This entailed reading and re-reading the data to develop a sense of emerging topics, starting with simple flexible themes and working definitions. A paper-based method was used to facilitate shared decision-making. Themes were reviewed to ensure the contextual relevance and comprehensiveness of the developed categories. The data extracts were then linked back to each case and organised within these themes in a matrix then reviewed by all authors.</p>
Findings	<p>Supportive communication with a therapist</p> <p>Many comments on assessment and ongoing therapist support affirmed the importance of good communication and a supportive approach. Seeing a specialist could be an especially positive experience. An individualised approach was highlighted by some, so that attention could be paid to individual problems such as balance, and so to enable working together to be experienced as having specific meaning for the persons themselves.</p> <p>Treatment which included routines and goals</p> <p>Being encouraged to develop a routine was helpful for some. Several related comments suggested the desirability of having a goal to work towards. This was seen by some people as helping define the process as clearly directed at improvement. Other exercise-related benefits were seen as additional to any improvements in health which might include social. Others valued being outdoors in the fresh air and getting away. Being able to move about more was linked to increasing confidence.</p> <p>Value attached to baselines and controlled pacing</p>

Study	Gladwell 2013 ²⁹⁰
	Some found the baseline setting and pacing involved in rehabilitation to be helpful in setting realistic and manageable targets for activity. Others conveyed how this worked for developing a process of rehabilitation. Some identified the new skills that they gained in identifying aspects of their activity. Several participants described the sense of specific control of activities that could then be gained.
	Poor communication and support
	Negative comments on the assessment, or ongoing therapist support, were often indicative of poor communication and feelings of being unsupported. Some emphasised how their opinions were not taken into account. Many described this as not being responded to in context. Some experienced miscommunication. Many of these reported trying in vain to convey to therapists their sense that GET was not successful.
	Conflict in beliefs about ME and rehabilitation
	A particular difficulty reported by several respondents, centred on therapist-patient differences in beliefs about the nature of their condition and the role of rehabilitation. Some of these conflicts were about a diagnosis of ME versus that of CFS or Post-Viral Fatigue Syndrome, with consequences for the appropriateness of treatment and expertise of therapists needed to provide this. Others focused on the likely harmful effects of exercise in ME compared with other fatigue-related illnesses. Some emphasised their view that ME was largely misunderstood by health professionals. One saw this as a lack of therapist interest in gaining the necessary accurate and specific knowledge about ME.
	Pressure to comply with treatment
	Several reported feeling unreasonably pressured to comply with the rehabilitation therapy. Such pressure might include recording patients' reluctance to comply as a formal refusal of treatment. A key pressure experienced as problematic was where patients were asked to ignore their symptoms and to continue trying to do more activity than they felt was sensible. This was found especially problematic when people experienced setbacks in treatment, but were given advice to "push through". Others felt that where they had built an understanding of how to successfully self-manage their exercise in relation to their condition, they were still pushed.
	Worsening of symptoms
	Some people reported how worsening symptoms after each session put them off continuing with the therapy. For some, these effects of worsening their symptoms meant they were prevented from doing anything for a long time. For others, the worsening of symptoms meant specifically increased pain which made continuing therapy too difficult. Several reported that their trying to persist with rehabilitation led to a worsening of their symptoms in the longer term, perhaps a year or more.
	Baselines experienced as unsustainable
	Some respondents clearly did not experience even the baseline levels they had been set as sustainable. This linked with reports of problems following initial exercise testing. Yet, such initial exercise is not required for setting baselines. A recurring theme across reports was the level of exercise being selected by the therapist and experienced by patients as too difficult.
	Feeling blamed for rehabilitation not working

Study	Gladwell 2013²⁹⁰
	Some found that difficulties arose or were exacerbated in their relationship with the therapist when they reported finding the therapy unhelpful, and the blame was shifted onto them. One person reported that the therapist could not comply, were their assumed lack of effort. Another respondent described then even feeling guilty for being physically ill.
Limitations and applicability of evidence	Minor methodological limitations due to recruitment strategy (single ME charity; may be more likely to have not improved/recovered; unclear consideration of ethical issues). No concerns regarding applicability.

1

Study	Yorkshire Fatigue Clinic⁵⁷⁶
Aim	To learn from the experiences of patients as part of improving quality of care in an area of healthcare that remains controversial and unpopular with many sufferers.
Intervention details	<p>The focus of the service is on individualised care and tailored rehabilitation programmes based on individual patient needs. The service works with adults and young people aged over 13 years of age. The clinical team (2.7 WTE) includes four part-time occupational therapists and a GP with Special Interest.</p> <p>The service does not use a specific treatment regime, such as CBT or GET. The therapy programme is focused on the impact of the illness on dysregulation of biological systems, such as autonomic regulation and homeostasis. The programme uses rehabilitation strategies to work on stabilising the condition and then working on graded increases to tolerance levels for physical, cognitive, and social activities. For example, this may include stabilising orthostatic tolerance through fluid intake, use of compression and heart rate regulation and then gradual increases in changes to positions against gravity. Consequently, although components of condition specific research-based regimes, such as CBT and GET may be involved the intention of how they are used and the process of applying them is different to these manualised therapies. Also, these components are only part of a much broader rehabilitation approach that includes aspects of other therapies, such as energy conservation, sensory integration, ergonomics, heart rate training, sleep management, vocational rehabilitation, and compassion-based therapies. Patients with more severe symptoms may stay in the stabilisation phase, with a focus on sleep and eating patterns, improving quality of rest and orthostatic control for a prolonged period before they are able to grade any activity tolerance without causing post exertional malaise.</p> <p>The assessment process in the service will include either a medical or therapy assessment consultation, attendance at an Introductory Workshop for the patient and carer/family member or parents, and a follow up or care planning session. Those patients who are then suitable for rehabilitation will be offered a group programme or individual sessions, which can be provided by face to face contact, by telephone or telemedia. The group sessions focus on stabilisation over four fortnightly sessions and then an individual review, followed by four monthly sessions focused on tolerance and another individual review. The individual sessions are usually monthly, and the average number is ten sessions. This programme is deliberately protracted over a longer time duration due to the fluctuating nature of the illness and the importance of supporting people through learning how to manage relapses. Severe and very severely affected patients receive sessions at home on the frequency they prefer / can tolerate or by telemedia (if outside of the locality).</p>

Study	Yorkshire Fatigue Clinic⁵⁷⁶
	The patient may not be able to undertake rehabilitation due to other life demands and not having the capacity at that point in time to focus on a programme. Some patients feel they have found the optimum way to manage their condition and make the choice not to undertake a rehabilitation programme if they feel it will not be of benefit to them, which is different to non-compliance.
Population	N=252
Setting	Online survey, UK
Study design	Routinely administered online patient surveys
Methods and analysis	<p>Anonymous survey of patient experience. The patient is automatically sent an e-mail with the link to the survey by the electronic patient admin system when the treatment episode is closed on the system. The patient completes the survey on-line with no identifiable information. This is so that patients can be assured that any negative feedback will have no impact on future care and can give their opinions freely. Patients were given the opportunity to provide qualitative feedback in relation to four open questions. These questions were: what did you find most helpful/beneficial, what did you find least helpful, what could we change or improve and any other feedback.</p> <p>The results of the questionnaire were automatically collated by the Survey Monkey programme. A thematic analysis was completed.</p>
Findings	<p>Access/environment Participants found the travel required to access the clinic and carpark to be least helpful/beneficial.</p>
	<p>Session content Participants requested less medical content, more nutrition and group material making individual references.</p>
	<p>Sessions and structure Participants referred to waiting time as a less beneficial/helpful aspect, others referred to having more sessions and changing session lengths.</p>
	<p>Staffing Participants found staff support, knowledge and individual approaches helpful/beneficial. Team members were referred to, including additional members of the multi-disciplinary team and having more staff. Participants wanted nutritionist support and counselling services to be provided.</p>
	<p>Self-knowledge The self-knowledge that participants gained allowed them to develop tools in their recovery.</p>
	<p>Recovery Recovery was a common theme with subthemes such as hope, and goals attained for individuals including wellness and achieving work. Participants reported their progress with individual goals and feeling in more control.</p>
	<p>Diagnosis and validation Obtaining a diagnosis and validation of symptoms was a key process with some patients describing this as the most beneficial aspect of the service.</p>

Study	Yorkshire Fatigue Clinic⁵⁷⁶
	<p>Signposting Some participants referred to the signposting process as a beneficial aspect to the service.</p> <p>Resources and therapy structure Participants referred to the resources and therapy structure with subthemes such as hearing others' stories and social group gatherings.</p>
Limitations and applicability of evidence	<p>Severe methodological limitations due to recruitment strategy (participants sent the survey once the treatment episode is closed on the system); unclear relationship between researchers and participants (analysis appears to have been carried out by service team members); unclear methods of data analysis; no clear statement of findings.</p> <p>Moderate concerns regarding applicability due to lack of information on participant characteristics.</p>

1

Study	Physios for ME⁵⁸³
Aim	Not reported
Intervention details	Physiotherapy
Population	N=441 people with ME (53% had experienced physiotherapy)
Setting	Online, UK
Study design	Online survey
Methods and analysis	Using a survey question on the ME Association website, people with ME were asked about their experiences of Physiotherapy. People with ME were also asked to either email, tweet or message on facebook telling about their experiences in more detail.
Findings	<p>For people who had a positive experience of physiotherapy, physiotherapist was praised for positive personal attributes.</p> <p>For people who had a positive experience of physiotherapy, treatment was tailored to the individual.</p> <p>For people who had a negative experience of physiotherapy, physiotherapist had negative personal attributes</p> <p>For people who had a negative experience of physiotherapy, encounter with physiotherapist was unhelpful.</p> <p>For people who had a negative experience of physiotherapy, lack of understanding from physiotherapist.</p> <p>For people who had a negative experience of physiotherapy, GET was mentioned.</p>
Limitations and applicability of evidence	Severe methodological limitations due to no clear statement research aim; recruitment strategy (single ME charity; may be more likely to have not improved/recovered; unclear intervention details); no information on method of qualitative data analysis; key themes only with no data presented to support findings.

Study	Physios for ME⁵⁸³
	Moderate concerns regarding applicability due to lack of information on participant characteristics or interventions.

1

Study	De Carvalho Leite 2011²¹⁹
Aim	To produce and to facilitate epidemiological and social research, in response to the needs of people with CFS/ME in England so as to fill a major gap in the evidence of the occurrence and the impact of this disease.
Intervention details	Various.
Population	Adults (18 years and older) with CFS/ME in England. Researchers contacted relevant support groups, community organisations and centres, practitioners, and media to publicise the CFS/ME Observatory and the study across England. Six of the 35 participants were purposively selected (to include a diverse range of illness severity, duration and social variation) for both an initial focus group discussion as well as later one-to-one interviews with a researcher. The other 29 were invited to take part in one-to one interviews only. N=35; male/female 8/27; age 18-25 years (n=4), 26-40 years (n=8), 41-55 years (n=15), 56+ years (n=8)
Setting	Participants' homes, UK.
Study design	Semi-structured interviews and thematic analysis
Methods and analysis	<p>Data elicited through focus group discussion and the one-to-one interviews were descriptions of experiences, beliefs and feelings about living with CFS/ME and being managed within health and social care services in England. These were tape-recorded and transcribed. The focus group with six people with CFS/ME was used to identify the main themes and issues to be explored more deeply in the subsequent interviews. It took place in a quiet room and lasted for two hours, with a break for refreshment and rest. The group was conducted by a researcher, while another researcher supported the group dynamics, observed and took notes to facilitate later analysis. The sequence and wording of questions were decided in the course of the discussion to respond to participants' preferences and conversational styles. One-to-one semi-structured interviews of about 45 minutes (up to a maximum of 3 interviews per participant, 45 interviews in total) were conducted with the 35 participants by a researcher at the participant's home or another place convenient for them.</p> <p>Thematic analysis was used. The focus group data transcript was analysed by four researchers, who identified the main emerging thematic areas and then adapted the question guides for the one-to-one interviews. The one-to-one interview transcripts were analysed by five researchers drawing on the inductive approach. They first independently read and re-read the transcripts to identify and extract words and text sections. They independently selected, focused and condensed the data with codes linked to text 'chunks' and pre-analytic remarks used to establish a preliminary code system which yielded many themes. Following the initial development of the preliminary coding system, three researchers met to compare the reliability of codes and to agree the developed coding scheme. Before comparative subject analyses were carried out, these researchers developed new codes emerging during further individual analysis which included a richer variety of experiences of living CFS/ME and services and to ensure data saturation. Finally, a wider</p>

Study	De Carvalho Leite 2011²¹⁹
	group of researchers drew conclusions for the whole dataset by identifying themes or patterns, contrasts, clarifying relationships and building an interpretative understanding from the set of narratives. Study results were shared with participants to check whether their expressed main views were included, to be amended to take account of their response (respondent validation). The draft report was reviewed by the steering group and reference group of the CFS/ME Observatory, with members of the CFS/ME community and other stakeholders to also inform the report (member checking) and there were dissemination events to share key findings with CFS/ME community members to check their perceived relevance (member validation).
Findings	<p>Alternative therapies Participants desperate for relief of feelings of pain or illness reported finding treatments such as massage, osteopathy, dietary advice and acupuncture helpful, and it caused ongoing frustration that such interventions were not funded by either the NHS or by private health insurance for CFS/ME. Citations show these as especially likely to be mentioned by participants from ethnic minorities.</p> <p>Limited time for consultations Some participants highlighted the limited time for consultations as a barrier to appropriate care provision and another reason for seeking support outside the NHS. For example, one participant explained that her NHS acupuncturist limited treatment to only three needles, whilst the private service she eventually attended but could only afford for a limited time allowed the acupuncturist time for enough needles for pain relief and to discuss her situation.</p>
Limitations and applicability of evidence	<p>No significant methodological limitations noted.</p> <p>Moderate concerns regarding applicability due to different research aim and limited detail on interventions received.</p>

1

Study	McManimen 2019⁴⁹²
Aim	To analyze the ME and CFS patient perspective and further elucidate this underserved population and any issues in the doctor-patient relationship that may be leading patients to perceive HCPs as dismissive.
Intervention details	Various
Population	<p>Individuals at least 18 years of age and able to read and write in English self-reporting a diagnosis of ME or CFS, recruited through a variety of methods including postings on social media websites, patient advocacy newsletters, and internet forums, as part of a larger study.</p> <p>N=464</p>
Setting	Online, USA
Study design	Online survey including closed and open-ended questions and thematic analysis.

Study	McManimen 2019 ⁴⁹²
Methods and analysis	<p>The questionnaire was completed using Research Electronic Data Capture (REDCap), an online survey tool. Participants (N = 541) were asked, “Have you ever experienced a dismissive attitude from a health care professional?” Those who answered “Yes” (89.4%) were then prompted with the following open-ended question: “Please describe this experience.” Participant responses (N= 464) were thematically coded and analyzed using NVivo software. Qualitative responses were coded using an inductive and iterative approach. First, authors familiarized themselves with the data through repeated readings. The first 100 responses were read individually and authors noted recurring ideas and possible themes. Initial major themes and subthemes were generated after the authors met and organized their notes into meaningful categories, creating a preliminary codebook. Using the codebook researchers each coded a proportion of the responses and updated the codebook as authors clarified themes. Researchers met to discuss differences in coding and the codebook was updated as necessary. For themes where agreement was moderate or below, the authors clarified the definition of the code. Each time the codebook was updated, the authors went back through previously coded responses and recoded based on the updated guidelines until good reliability was attained.</p>
Findings	<p>Physical activity</p> <p>Participant descriptions of their interactions with HCPs suggested that some of these professionals misinterpreted findings related to pacing and/or suggested harmful physical activity. Some participants described how their HCP told them to ignore the symptoms they came to interpret as warning signs and push themselves beyond their comfort level. Others described attempting to tell their HCP that GET made them physically worse or that psychological treatment was not helping, but their concerns and viewpoints were often dismissed.</p>
Limitations and applicability of evidence	<p>No significant methodological limitations noted.</p> <p>Moderate concerns regarding applicability due to different research aim (analysis based only on those who had experienced a dismissive attitude from a health care professional) and limited detail on interventions received.</p>

1

2

1 Appendix E – Qualitative evidence summary

2 Adults (severity mixed or unclear)

3 Table 122: Summary of evidence: Cognitive behavioural therapy

Study design and sample size		Finding	Quality assessment		
Number of studies contributing to the finding	Design		Criteria	Rating	Overall assessment of confidence
Hopes and expectations					
1	Semi-structured interviews	Feelings of confusion and apprehension at the beginning of therapy were replaced by feeling as ease. Some felt that the treatment exceeded expectations.	Limitations	Moderate concerns about methodological limitations ^a	LOW
			Coherence	No or very minor concerns about coherence	
			Relevance	No or very minor concerns about relevance	
			Adequacy	Minor concerns about adequacy ^a	
Validation					
1	Semi-structured interviews	Treatment was perceived as a source of validation. CBT helped people to feel understood and to reaffirm that their suffering is real and recognised.	Limitations	Moderate concerns about methodological limitations ^a	LOW
			Coherence	No or very minor concerns about coherence	

Study design and sample size		Finding	Quality assessment		
Number of studies contributing to the finding	Design		Criteria	Rating	Overall assessment of confidence
			Relevance	No or very minor concerns about relevance	
			Adequacy	Minor concerns about adequacy ^a	
CBT as support					
1	Semi-structured interviews	The simple act of talking to someone was of benefit and people were comforted by the knowledge that the therapist was available if they needed help as a form of safeguard.	Limitations	Moderate concerns about methodological limitations ^a	LOW
			Coherence	No or very minor concerns about coherence	
			Relevance	No or very minor concerns about relevance	
			Adequacy	Minor concerns about adequacy ^a	
Relationship with the therapist					
1	Semi-structured interviews	People valued building a relationship with the therapist and reported a preference for face-to-face consultations, which were found by some to be more personal and enabling.	Limitations	Moderate concerns about methodological limitations ^a	LOW
			Coherence	No or very minor concerns about coherence	
			Relevance	No or very minor concerns about relevance	

Study design and sample size		Finding	Quality assessment		
Number of studies contributing to the finding	Design		Criteria	Rating	Overall assessment of confidence
			Adequacy	Minor concerns about adequacy ^a	
Personalised care					
1	Semi-structured interviews	People felt that treatment was shaped by both the client and the therapist, which made them feel in control and able to contribute.	Limitations	Moderate concerns about methodological limitations ^a	LOW
			Coherence	No or very minor concerns about coherence	
			Relevance	No or very minor concerns about relevance	
			Adequacy	Minor concerns about adequacy ^a	
Motivation and engagement					
1	Semi-structured interviews	People recognised that they must be ready to invest effort and motivation must come from within. However, this might depend on illness severity and personal circumstances at the time.	Limitations	Moderate concerns about methodological limitations ^a	LOW
			Coherence	No or very minor concerns about coherence	
			Relevance	No or very minor concerns about relevance	
			Adequacy	Minor concerns about adequacy ^a	
Self-monitoring/management support					

Study design and sample size		Finding	Quality assessment		
Number of studies contributing to the finding	Design		Criteria	Rating	Overall assessment of confidence
2	Semi-structured interviews (1 study), survey including closed and open-ended questions (1 study)	Improvement was closely linked to a mastery of self-monitoring. People valued the support to learn skills and strategies to self-manage, specifically through CBT and mindfulness meditation approaches.	Limitations	Moderate concerns about methodological limitations ^b	MODERATE
			Coherence	No or very minor concerns about coherence	
			Relevance	No or very minor concerns about relevance	
			Adequacy	No or very minor concerns about adequacy	
Behavioural aspects					
1	Semi-structured interviews	Behavioural tasks such as activity or sleep monitoring were found to be helpful in facilitating the development of self-awareness.	Limitations	Moderate concerns about methodological limitations ^a	LOW
			Coherence	No or very minor concerns about coherence	
			Relevance	No or very minor concerns about relevance	
			Adequacy	Minor concerns about adequacy ^a	
Cognitive aspects					

Study design and sample size		Finding	Quality assessment		
Number of studies contributing to the finding	Design		Criteria	Rating	Overall assessment of confidence
1	Semi-structured interviews	Feedback on the cognitive aspects was mixed, with some perceiving it as crucial and others finding it less useful, especially for physical symptoms.	Limitations	Moderate concerns about methodological limitations ^a	LOW
			Coherence	No or very minor concerns about coherence	
			Relevance	No or very minor concerns about relevance	
			Adequacy	Minor concerns about adequacy ^a	
Negative perceptions					
1	Unstructured interviews	Some perceived CBT as controlling, patronising and a form of brainwashing.	Limitations	Moderate concerns about methodological limitations ^c	LOW
			Coherence	No or very minor concerns about coherence	
			Relevance	Minor concerns about relevance ^c	
			Adequacy	Minor concerns about adequacy ^c	
Effect on symptoms					
3	Semi-structured interviews (1	Response was mixed, with some reporting a gradual improvement which did not reach a pre-morbid level of functioning, some reporting no change and some reporting a worsening of	Limitations	Moderate concerns about methodological limitations ^d	LOW

Study design and sample size		Finding	Quality assessment		
Number of studies contributing to the finding	Design		Criteria	Rating	Overall assessment of confidence
	study), survey including closed ended and open-ended questions (2 studies)	symptoms. There were criticisms of the therapy being used as a 'treatment' for ME.	Coherence	Moderate concerns about coherence ^d	
			Relevance	No or very minor concerns about relevance	
			Adequacy	No or very minor concerns about adequacy	
Ongoing support					
1	Semi-structured interviews	Many felt they would have liked the support of additional sessions; many feared a relapse and did not know how they would cope without CBT.	Limitations	Moderate concerns about methodological limitations ^a	LOW
			Coherence	No or very minor concerns about coherence	
			Relevance	No or very minor concerns about relevance	
			Adequacy	Minor concerns about adequacy ^a	

1 ^aOne study with moderate methodological limitations due to only participants who had completed treatment being recruited, unclear relationship between the researcher and participants and unclear consideration of ethical issues (Picariello 2017); minor concerns about adequacy as the evidence is sufficiently deep, with a clear statement of the finding with elaboration and examples, but only based on one study.

2

3

4 ^bTwo studies with moderate methodological limitations due to only participants who had completed treatment being recruited and unclear consideration of ethical issues in one study (Picariello 2017), unclear methods of data analysis in one study (NHS North Bristol, 2019) and an unclear relationship between the researcher and participants in both studies (Picariello 2017; NHS North Bristol 2019).

5

6

7 ^cOne study with moderate methodological limitations due to recruitment through ME/CFS charities, unclear interventions and insufficient data presented to support all findings (Ward 2008); minor concerns regarding relevance due to unclear interventions; minor concerns about adequacy as the evidence is sufficiently deep, with a clear statement of the finding with elaboration and examples, but only based on one study.

8

9

1 ^dTwo studies with moderate methodological limitations due to only participants who had completed treatment being recruited, unclear relationship between the researcher and
 2 participants and unclear consideration of ethical issues (Picariello 2017), recruitment through ME/CFS charities and issues regarding methods of data collection and analysis
 3 (Oxford Clinical Allied Technology and Trials Services Unit 2019) and one study with serious methodological limitations due to unclear interventions, recruitment through an
 4 ME/CFS charity, unclear consideration of ethical issues, unclear methods of data analysis and no clear statement of some findings (Leary 2019); moderate concerns about the
 5 coherence of the finding with one study reporting worsening of symptoms (Oxford Clinical Trials Services Unit 2019) and the other two reflecting subtle or minimal differences
 6 (Picariello 2017; Leary 2019).

7 **Table 123: Summary of evidence: other psychological therapies (counselling)**

Study design and sample size		Finding	Quality assessment		
Number of studies contributing to the finding	Design		Criteria	Rating	Overall assessment of confidence
Activity related counselling interventions					
1	Unstructured interviews	Pacing was the most valued aspect, although in the early stages, people often got this wrong, resulting in periods of crushing fatigue and pain. There was often a delay before the full impact of activity was felt and for these people, exercise regimes and sometimes activity programmes were viewed negatively. People often felt pushed to overdo it, leading to significant relapse.	Limitations	Moderate concerns about methodological limitations ^a	LOW
			Coherence	No or very minor concerns about coherence	
			Relevance	Minor concerns about relevance ^a	
			Adequacy	Minor concerns about adequacy ^a	
Stress-management counselling interventions					
1	Unstructured interviews	Relaxation and meditation techniques were viewed positively, with people talking of reduced stress levels in terms of the impact of their condition and their life activities.	Limitations	Moderate concerns about methodological limitations ^a	LOW
			Coherence	No or very minor concerns about coherence	
			Relevance	Minor concerns about relevance ^a	

Study design and sample size		Finding	Quality assessment		
Number of studies contributing to the finding	Design		Criteria	Rating	Overall assessment of confidence
			Adequacy	Minor concerns about adequacy ^a	
Thought management counselling interventions					
1	Unstructured interviews	Responses to thought management strategies were mixed. Some found suggestions of negative thoughts being counterproductive to be patronising and negative; some found such notions simplistic; some found the interventions useful, for example in helping them to counter unrealistic or catastrophizing reactions.	Limitations	Moderate concerns about methodological limitations ^a	LOW
			Coherence	No or very minor concerns about coherence	
			Relevance	Minor concerns about relevance ^a	
			Adequacy	Minor concerns about adequacy ^a	
Examining the influence of the past counselling interventions					
1	Unstructured interviews	Very few people experienced this approach. Those who had felt very negatively about it because they thought the suggestion was that the cause of their ME might be rooted in the past and they firmly rejected any psychological cause for their condition.	Limitations	Moderate concerns about methodological limitations ^a	LOW
			Coherence	No or very minor concerns about coherence	
			Relevance	Minor concerns about relevance ^a	
			Adequacy	Minor concerns about adequacy ^a	
Relationship with the therapist					

Study design and sample size		Finding	Quality assessment		
Number of studies contributing to the finding	Design		Criteria	Rating	Overall assessment of confidence
1	Unstructured interviews	Positive reflections involved counsellor listening, understanding and offering appropriate challenge, whereas negative reactions to counsellors involved poor communication and non-empathic responding.	Limitations	Moderate concerns about methodological limitations ^a	LOW
			Coherence	No or very minor concerns about coherence	
			Relevance	Minor concerns about relevance ^a	
			Adequacy	Minor concerns about adequacy ^a	
Physical impact					
1	Unstructured interviews	Several people mentioned the physical impact of counselling on someone with severe ME, describing the difficulty of making their way to and from the session each week and the strain of keeping up a session of 50 minutes.	Limitations	Moderate concerns about methodological limitations ^a	LOW
			Coherence	No or very minor concerns about coherence	
			Relevance	Minor concerns about relevance ^a	
			Adequacy	Minor concerns about adequacy ^a	

1 ^aOne study with moderate methodological limitations due to recruitment through ME/CFS charities, unclear interventions based on participant recall and insufficient data presented
2 to support all findings (Ward 2008); minor concerns about relevance due to unclear interventions in the contributing study; minor concerns about adequacy as the evidence is
3 sufficiently deep, with a clear statement of the finding with elaboration and examples, but only based on one study.

1 Table 124: Summary of evidence: Graded exercise therapy/other exercise interventions

Study design and sample size		Finding	Quality assessment		
Number of studies contributing to the finding	Design		Criteria	Rating	Overall assessment of confidence
Baseline activity levels and false starts					
2	Semi structured interviews (1 study), qualitative data submitted as “free text” in an online survey (1 study)	Most people found stabilising their routine, choosing physical activity and setting their baseline level to be straightforward, but baseline levels were not experienced as sustainable. Some experienced ‘false starts’ as they commenced the programme.	Limitations	Minor concerns about methodological limitations ^a	MODERATE
			Coherence	Minor concerns about coherence ^a	
			Relevance	No or very minor concerns about relevance	
			Adequacy	No or very minor concerns about adequacy	
The indeterminate phase of GES					
2	Semi-structured interviews	Most people noticed no immediate difference in symptoms, or an exacerbation during the initial phase which resulted in them not knowing if the programme was helping or hindering their condition and during this ‘indeterminate phase’, it was found to be difficult to maintain motivation.	Limitations	No or very minor concerns about methodological limitations	MODERATE
			Coherence	No or very minor concerns about coherence	
			Relevance	Minor concerns about relevance ^b	
			Adequacy	Minor concerns about adequacy ^b	
Too difficult					

Study design and sample size		Finding	Quality assessment		
Number of studies contributing to the finding	Design		Criteria	Rating	Overall assessment of confidence
3	Semi-structured interviews (2 studies), qualitative data submitted as “free text” in an online survey (1 study)	Most found following the programme to be ‘hard work’. The level of exercise was selected by the therapist and experienced by patients as too difficult.	Limitations	Minor concerns about methodological limitations ^c	LOW
			Coherence	Minor concerns about coherence ^c	
			Relevance	No or very minor concerns about relevance	
			Adequacy	Minor concerns about adequacy ^c	
‘Push-crash’ and worsening of symptoms					
6	Semi-structured interviews (2 studies), focus groups (1 study), survey including closed ended and open-ended questions (2 studies), qualitative data submitted as “free text” in an online	People experienced a lack of control over their bodies after exertion subsequent to non-customised activity. For some, debilitating exacerbations of symptoms were a reason for discontinuation. For others, trying to persist with rehabilitation led to a worsening of their symptoms in the longer term.	Limitations	Moderate concerns about methodological limitations ^d	MODERATE
			Coherence	No or very minor concerns about coherence	
			Relevance	No or very minor concerns about relevance	
			Adequacy	No or very minor concerns about adequacy	

Study design and sample size		Finding	Quality assessment		
Number of studies contributing to the finding	Design		Criteria	Rating	Overall assessment of confidence
	survey (1 study)				
Competing commitments					
1	Semi-structured interviews	People needed enough 'capacity' in their lives to experience an exacerbation of symptoms and for this not to interfere with essential life activities. Higher functioning participants had more to do in their lives and reported more challenges in fitting the programme in to busier lifestyles.	Limitations	No or very minor concerns about methodological limitations	MODERATE
			Coherence	No or very minor concerns about coherence	
			Relevance	No or very minor concerns about relevance	
			Adequacy	Minor concerns about adequacy ^e	
Comorbid conditions					
1	Semi-structured interviews	People who reported their condition to be 'a little worse' following treatment reported more comorbid conditions and greater interferences from these conditions when following the programme.	Limitations	No or very minor concerns about methodological limitations	MODERATE
			Coherence	No or very minor concerns about coherence	
			Relevance	No or very minor concerns about relevance	

Study design and sample size		Finding	Quality assessment		
Number of studies contributing to the finding	Design		Criteria	Rating	Overall assessment of confidence
			Adequacy	Minor concerns about adequacy ^e	
Therapist approach					
4	Semi-structured interviews (2 studies), qualitative data submitted as “free text” in an online survey (2 studies)	Approaches and attitudes taken by physiotherapists that were enthusiastic, gentle, understanding and patient centred generally facilitated a positive experience and engagement with them and the programme. Conversely miscommunication and not having their opinions taken into account left people feeling unsupported.	Limitations	Minor concerns about methodological limitations ^f	MODERATE
			Coherence	No or very minor concerns about coherence	
			Relevance	Minor concerns about relevance ^f	
			Adequacy	No or very minor concerns about adequacy	
Conflict in beliefs					
1	Qualitative data submitted as “free text” in an online survey	There were therapist-patient differences in beliefs about the nature of their condition and the role of rehabilitation with consequences for the appropriateness of treatment and expertise of therapists needed to provide this.	Limitations	Minor concerns about methodological limitations ^g	MODERATE
			Coherence	No or very minor concerns about coherence	
			Relevance	No or very minor concerns about relevance	
			Adequacy	Minor concerns about adequacy ^g	
Pressure to comply with treatment					

Study design and sample size		Finding	Quality assessment		
Number of studies contributing to the finding	Design		Criteria	Rating	Overall assessment of confidence
2	Qualitative data submitted as “free text” in an online survey	People felt unreasonably pressured to comply with the rehabilitation therapy, especially when asked to ignore symptoms and continue trying to do more activity than they felt was sensible. People tried in vain to convey to therapists their sense that GET was not successful.	Limitations	Minor concerns about methodological limitations ^h	MODERATE
			Coherence	No or very minor concerns about coherence	
			Relevance	Minor concerns about relevance ^h	
			Adequacy	No or very minor concerns about adequacy	
Feeling blamed					
1	Qualitative data submitted as “free text” in an online survey	Some experienced difficulties in their relationship with the therapist when they reported finding the therapy unhelpful, and the blame was shifted onto them.	Limitations	Minor concerns about methodological limitations ^g	MODERATE
			Coherence	No or very minor concerns about coherence	
			Relevance	No or very minor concerns about relevance	
			Adequacy	Minor concerns about adequacy ^g	
Booklet information resource					
1		Some found the information booklet helpful, whereas others found it patronising, having the feel of marketing material or seemingly	Limitations	No or very minor concerns about	MODERATE

Study design and sample size		Finding	Quality assessment		
Number of studies contributing to the finding	Design		Criteria	Rating	Overall assessment of confidence
	Semi-structured interviews	designed for participants with a higher level of functioning. The statement suggesting that there should be no ill effects from the programme was not accurate in their experience.		methodological limitations	
			Coherence	No or very minor concerns about coherence	
			Relevance	No or very minor concerns about relevance	
			Adequacy	Minor concerns about adequacy ^e	
Personalised care					
4	Semi-structured interviews (1 study), focus groups (1 study), qualitative data submitted as "free text" in an online survey (2 studies)	Being allowed to choose activities supported motivation and individually adapted advice was perceived to be helpful. People described experiences of becoming extremely ill after organised exercise, whereas similar exercise undertaken in a non-organised way was helpful, enjoyable and easier to adapt to individual energy level.	Limitations	Moderate concerns about methodological limitations ⁱ	LOW
			Coherence	No or very minor concerns about coherence	
			Relevance	Minor concerns about relevance ⁱ	
			Adequacy	No or very minor concerns about adequacy	
Overall approach					
1			Limitations	No or very minor concerns about	MODERATE

Study design and sample size		Finding	Quality assessment		
Number of studies contributing to the finding	Design		Criteria	Rating	Overall assessment of confidence
	Semi-structured interviews	Some felt that the remit of graded exercise self-help was too narrow and that it needed a broader approach which included CBT or took into account mental activity.		methodological limitations	
			Coherence	No or very minor concerns about coherence	
			Relevance	No or very minor concerns about relevance	
			Adequacy	Minor concerns about adequacy ^e	
Knowledge and understanding					
1	Semi-structured interviews	An understanding of the theory behind graded exercise helped understanding and engagement in the programme.	Limitations	No or very minor concerns about methodological limitations	MODERATE
			Coherence	No or very minor concerns about coherence	
			Relevance	No or very minor concerns about relevance	
			Adequacy	Minor concerns about adequacy ^e	
Support for self-management					
2	Focus groups (1 study),	Reviewing the daily workload with an occupational therapist, baseline setting and pacing was found to be helpful. Mapping exercises helped to prioritise tasks and reviewing activities,	Limitations	Moderate concerns about methodological limitations ^j	LOW

Study design and sample size		Finding	Quality assessment		
Number of studies contributing to the finding	Design		Criteria	Rating	Overall assessment of confidence
	qualitative data submitted as “free text” in an online survey (1 study)	putting expectations aside and letting things happen diminished stress.	Coherence	No or very minor concerns about coherence	
			Relevance	Minor concerns about relevance ⁱ	
			Adequacy	No or very minor concerns about adequacy	
Routines and goals					
1	Qualitative data submitted as “free text” in an online survey	Some found treatments that encouraged development of routines and setting of goals to be helpful.	Limitations	Minor concerns about methodological limitations ^g	MODERATE
			Coherence	No or very minor concerns about coherence	
			Relevance	No or very minor concerns about relevance	
			Adequacy	Minor concerns about adequacy ^g	
Additional benefits					
1	Semi-structured interviews	Social benefits of group exercise were found to be extremely important and encouraged attendance and compliance. Additional benefits were enjoyment, better ability to self-manage, increased fitness or use of muscles, enhanced breathing, regulation of body temperature, the engaging mixture and pacing of exercises and improved cognitive symptoms.	Limitations	Minor concerns about methodological limitations ^k	LOW
			Coherence	No or very minor concerns about coherence	

Study design and sample size		Finding	Quality assessment		
Number of studies contributing to the finding	Design		Criteria	Rating	Overall assessment of confidence
			Relevance	Moderate concerns about relevance ^k	
			Adequacy	Minor concerns about adequacy	
Practical limitations					
1	Semi-structured interviews	Aspects of an aquatic exercise intervention that some participants did not like included travelling, the time it took to get undressed and dressed, the energy needed to remove wet swimsuits and heart rate monitors, the discomfort of wearing a heart rate monitor and the possible need for more space in the pool.	Limitations	Minor concerns about methodological limitations ^k	LOW
			Coherence	No or very minor concerns about coherence	
			Relevance	Moderate concerns about relevance ^k	
			Adequacy	Minor concerns about adequacy	
Other sources of support					
1	Semi-structured interviews	People with who reported their condition to be 'much better' following treatment reported use of other complementary therapies such as counselling, CBT, self-help or peer support.	Limitations	No or very minor concerns about methodological limitations	MODERATE
			Coherence	No or very minor concerns about coherence	
			Relevance	No or very minor concerns about relevance	

Study design and sample size			Quality assessment		
Number of studies contributing to the finding	Design		Finding	Criteria	Rating
			Adequacy	Minor concerns about adequacy ^e	

^aOne study with minor methodological limitations due to recruitment through a single ME/CFS charity and unclear consideration of ethical issues (Gladwell 2014) and very minor limitations in one study due to unclear consideration of ethical issues (Cheshire 2020); minor concerns about the coherence of the finding, with some description related to ease and benefits of setting baselines (Gladwell 2014) and some related to unsustainability and 'false starts' (Cheshire 2020).

^bMinor concerns regarding relevance due to one study only including female participants (Broadbent 2020) and no concerns regarding the other study (Cheshire 2020); minor concerns regarding adequacy as the evidence is sufficiently deep, with a clear statement of the finding with elaboration and examples, but mainly based on one study.

^cTwo studies with minor methodological limitations due to recruitment through a single ME/CFS charity and unclear consideration of ethical issues (Gladwell 2014), unclear relationship between researchers and participants and data analysis (Broadbent 2020) and very minor limitations in one study due to unclear consideration of ethical issues (Cheshire 2020); minor concerns about the coherence of the finding, with it being unclear whether 'hard work' reported in one study (Cheshire 2020) has the same meaning as 'too difficult' reported in the other (Gladwell 2014) and concerns regarding one study reporting participants wanting longer/more frequent sessions being explained by differences in the type of exercise intervention (Broadbent 2020); minor concerns about adequacy as the evidence is not sufficiently deep (no elaboration or examples in any of the contributing studies).

^dTwo studies with moderate methodological limitations due to recruitment through ME/CFS charities, issues regarding methods of data collection and analysis (Oxford Clinical Allied Technology and Trials Services Unit 2019), recruitment through self-selection and clinic staff and unclear relationship between researcher and participants (Larun 2011); one study with serious methodological limitations due to unclear interventions, recruitment through an ME/CFS charity, unclear consideration of ethical issues, unclear methods of data analysis and no clear statement of some findings (Leary 2019); two studies with minor methodological limitations due to recruitment through a single ME/CFS charity and unclear consideration of ethical issues (Gladwell 2014), unclear relationship between researchers and participants and data analysis in the other study (Broadbent 2020); one study with no or very minor limitations (Cheshire 2020).

^eMinor concerns regarding adequacy as the evidence is sufficiently deep, with a clear statement of the finding with elaboration and examples, but only mainly based on one study.

^fTwo studies with minor methodological limitations due to recruitment through a single ME/CFS charity and unclear consideration of ethical issues (Gladwell 2014), unclear relationship between researchers and participants and data analysis (Broadbent 2020); one study with very minor limitations due to unclear consideration of ethical issues (Cheshire 2020); one study with serious methodological limitations due to no clear statement of research aim, recruitment through a ME/CFS charity, unclear relationship between researcher and participants, unclear consideration of ethical issues, no information on method of qualitative data analysis and key themes only with no data presented to support findings (Physios for M.E.); minor concerns regarding relevance due to a lack of information on participant characteristics and interventions in one study (Physios for M.E.) and one study only including female participants (Broadbent 2020).

^gOne study with minor methodological limitations due to recruitment through a single ME/CFS charity and unclear consideration of ethical issues (Gladwell 2014); minor concerns regarding adequacy as the evidence is sufficiently deep, with a clear statement of the finding with elaboration and examples, but only based on one study.

^hOne study with minor methodological limitations due to recruitment through a single ME/CFS charity and unclear consideration of ethical issues (Gladwell 2014) and one study with no or very minor limitations (McManimen 2019); minor concerns about relevance due to one study with a different research aim and limited detail on interventions (McManimen 2019).

ⁱOne study with serious methodological limitations due to no clear statement of research aim, recruitment through a ME/CFS charity, unclear relationship between researcher and participants, unclear consideration of ethical issues, no information on method of qualitative data analysis and key themes only with no data presented to support findings (Physios for M.E.); one study with moderate methodological limitations due to recruitment through self-selection and clinic staff and unclear relationship between researcher and

1 participants (Larun 2011); one study with minor methodological limitations due to recruitment through a single ME/CFS charity and unclear consideration of ethical issues
 2 (Gladwell 2014) and one study with very minor limitations due to unclear consideration of ethical issues (Cheshire 2020); minor concerns regarding relevance, with one study
 3 having a different aim to the review question (Larun 2011) and a lack of information on participant characteristics and interventions in another (Physios for M.E.).
 4 ^jOne study with moderate methodological limitations due to recruitment through self-selection and clinic staff and unclear relationship between researcher and participants (Larun
 5 2011) and one study with minor limitations due to recruitment through a single ME/CFS charity and unclear consideration of ethical issues (Gladwell 2014); minor concerns
 6 regarding relevance due to one study having a different aim to the review question (Larun 2011).
 7 ^kOne study with minor limitations due to unclear relationship between researchers and participants and data analysis in the other study (Broadbent 2020); moderate concerns
 8 regarding relevance due to the contributing study only including female participants (Broadbent 2020).

9 **Table 125: Summary of evidence: Education/information interventions**

Study design and sample size		Finding	Quality assessment		
Number of studies contributing to the finding	Design		Criteria	Rating	Overall assessment of confidence
Validation					
2	Semi structured interviews (1 study), service evaluation forms (1 study)	The provision of reliable evidence-based information meant that their GP was validating people's CFS/ME, which enabled them to self-manage their condition. People appreciated meeting health care professionals with knowledge of CFS.	Limitations	Moderate concerns about methodological limitations ^a	LOW
			Coherence	No or very minor concerns about coherence	
			Relevance	Minor concerns about relevance ^a	
			Adequacy	No or very minor concerns about adequacy	
Knowledge and understanding					
3	Semi structured interviews (1 study), focus groups (1 study),	Learning about the diagnosis, symptoms, possible causes and prognosis increased understanding and confidence. DVD case studies helped people to understand that others shared their experiences, and the format allowed those who found it difficult to read to access the information. As a result of this information some patients felt that they needed to visit their practice less	Limitations	Minor concerns about methodological limitations ^b	MODERATE
			Coherence	No or very minor concerns about coherence	

Study design and sample size		Finding	Quality assessment		
Number of studies contributing to the finding	Design		Criteria	Rating	Overall assessment of confidence
	service evaluation forms (1 study)	frequently. It was considered helpful to learn that deterioration may occur even when doing everything 'right'.	Relevance	Minor concerns about relevance ^b	
			Adequacy	No or very minor concerns about adequacy	
Sources of information					
2	Semi structured interviews (1 study), focus groups (1 study)	An evidence-based source of information was welcomed due to issues with identifying reliable information on the internet. Some felt more able to assess information about the illness and treatments more critically.	Limitations	Minor concerns about methodological limitations ^c	MODERATE
			Coherence	No or very minor concerns about coherence	
			Relevance	No or very minor concerns about relevance	
			Adequacy	No or very minor concerns about adequacy	
Acceptance					
1	Focus groups	Some people with ME/CFS realised that they had to focus on acceptance and coping with the illness rather than curing it. People experienced increased acceptance, although at times still felt that acceptance was equivalent to giving up hope of getting better.	Limitations	Minor concerns about methodological limitations ^d	MODERATE
			Coherence	No or very minor concerns about coherence	

Study design and sample size		Finding	Quality assessment		
Number of studies contributing to the finding	Design		Criteria	Rating	Overall assessment of confidence
			Relevance	No or very minor concerns about relevance	
			Adequacy	Minor concerns about adequacy ^d	
Coping					
2	Focus groups (1 study), service evaluation forms (1 study)	People found it especially helpful to learn about pacing and energy conservation, relaxation exercises, how to deal with difficult feelings, economic and public support systems, nutrition and sleep management. They experienced better coping with their illness and increased feeling of control but did not experience better health.	Limitations	Minor concerns about methodological limitations ^e	MODERATE
			Coherence	No or very minor concerns about coherence	
			Relevance	No or very minor concerns about relevance	
			Adequacy	No or very minor concerns about adequacy	
Activity management and diaries					
1	Service evaluation forms	People valued the use of a diary, which gave people a visual representation of their daily activities, which led to more awareness of triggers for setbacks. Help with understanding and setting baselines was also identified as an important outcome.	Limitations	Serious concerns about methodological limitations ^f	VERY LOW
			Coherence	No or very minor concerns about coherence	
			Relevance	Moderate concerns about relevance ^f	

Study design and sample size		Finding	Quality assessment		
Number of studies contributing to the finding	Design		Criteria	Rating	Overall assessment of confidence
			Adequacy	Minor concerns about adequacy ^f	
Difficulties accessing and engaging in seminars					
1	Service evaluation forms	Practical issues related to location, environment, timing and duration made accessibility and engagement difficult for some. Managing fatigue in order to attend the seminar was also an issue for some and a common difficulty experienced was CFS/ME symptoms during the seminars.	Limitations	Serious concerns about methodological limitations ^f	VERY LOW
			Coherence	No or very minor concerns about coherence	
			Relevance	Moderate concerns about relevance ^f	
			Adequacy	Minor concerns about adequacy ^f	
Peer support					
2	Focus groups (1 study), service evaluation forms (1 study)	People found it helpful to meet others in that they no longer felt alone and were able to exchange coping experiences and beneficial coping strategies. The presence of a peer counsellor increased the feeling of safety and fellowship and was valued as an important role model.	Limitations	Moderate concerns about methodological limitations ^e	LOW
			Coherence	No or very minor concerns about coherence	
			Relevance	Minor concerns about relevance ^e	
			Adequacy	No or very minor concerns about adequacy	
Group participation					

Study design and sample size			Quality assessment		
Number of studies contributing to the finding	Design	Finding	Criteria	Rating	Overall assessment of confidence
1	Service evaluation forms	Group participation was identified as an important part of the seminar delivery as it contributed to creating a collaborative and accepting atmosphere.	Limitations	Serious concerns about methodological limitations ^g	VERY LOW
			Coherence	No or very minor concerns about coherence	
			Relevance	Moderate concerns about relevance ^g	
			Adequacy	Moderate concerns about adequacy ^g	
Problems with the group setting					
1	Service evaluation forms	Issues raised included a lack of personal focus, difficulty in “opening up” in front of the group, feeling as if others were not as severely affected, information not being shared with the family, some attendees talking more than others and some negative comments made by other attendees.	Limitations	Serious concerns about methodological limitations ^f	VERY LOW
			Coherence	No or very minor concerns about coherence	
			Relevance	Moderate concerns about relevance ^f	
			Adequacy	Minor concerns about adequacy ^f	
Impact on friends, family and colleagues					
1	Semi structured interviews	The resources had an impact on the friends, family and colleagues. In some cases, the provision of evidence-based	Limitations	Minor concerns about methodological limitations ^h	LOW

Study design and sample size		Finding	Quality assessment		
Number of studies contributing to the finding	Design		Criteria	Rating	Overall assessment of confidence
		information improved relationships and strengthened support networks.	Coherence	No or very minor concerns about coherence	
			Relevance	No or very minor concerns about relevance	
			Adequacy	Moderate concerns about adequacy ^h	
Emotional impact					
1	Service evaluation forms	There were challenges inherent in confronting the reality of CFS/ME in the seminars; in particular information about prognosis was experienced as difficult.	Limitations	Serious concerns about methodological limitations ^f	VERY LOW
			Coherence	No or very minor concerns about coherence	
			Relevance	Moderate concerns about relevance ^f	
			Adequacy	Minor concerns about adequacy ^f	
Difficulty putting theory into practice					
1	Service evaluation forms	Some thought that applying the strategies into practice would be difficult as it depends on work, lifestyle and the severity of their CFS/ME.	Limitations	Serious concerns about methodological limitations ^f	VERY LOW
			Coherence	No or very minor concerns about coherence	

Study design and sample size			Quality assessment		
Number of studies contributing to the finding	Design	Finding	Criteria	Rating	Overall assessment of confidence
			Relevance	Moderate concerns about relevance ^f	
			Adequacy	Minor concerns about adequacy ^f	
Ongoing support					
2	Focus groups (1 study), service evaluation forms (1 study)	Several people wanted more guidance or follow-up to maintain the coping strategies after an education programme. Some mentioned that they were unsure about what happened next after the seminars.	Limitations	Moderate concerns about methodological limitations ^e	LOW
			Coherence	No or very minor concerns about coherence	
			Relevance	Minor concerns about relevance ^e	
			Adequacy	No or very minor concerns about adequacy	

1 ^aOne study with serious methodological limitations due to no clear statement of research aim, recruitment strategy and participant characteristics not clearly described, unclear
2 relationship between researchers and participant and unclear consideration of ethical issues (Bristol CFS/ME Service) and one study with minor limitations due to unclear
3 relationship between researcher and participants and no clear statement of findings (Bayliss 2016); minor concerns regarding relevance due to the lack of information on
4 participant characteristics in one study (Bristol CFS/ME Service).
5 ^bTwo studies with minor methodological limitations due to no clear statement of findings in one study (Bayliss 2016), data analysis mainly by a single researcher in one study
6 (Pinxsterhuis 2015) and an unclear relationship between researcher and participants in both studies (Bayliss 2016; Pinxsterhuis 2015) and one study with serious limitations due
7 to no clear statement of research aim, recruitment strategy and participant characteristics not clearly described, unclear relationship between researchers and participant and
8 unclear consideration of ethical issues (Bristol CFS/ME Service); minor concerns regarding relevance due to the lack of information on participant characteristics in one study
9 (Bristol CFS/ME Service).
10 ^cTwo studies with minor methodological limitations due to no clear statement of findings in one study (Bayliss 2016), data analysis mainly by a single researcher in one study
11 (Pinxsterhuis 2015) and an unclear relationship between researcher and participants in both studies (Bayliss 2016; Pinxsterhuis 2015).
12 ^dOne study with minor methodological limitations due to unclear relationship between researcher and participants and data analysis mainly by one researcher (Pinxsterhuis 2015);
13 minor concerns regarding adequacy as the evidence is sufficiently deep, with a clear statement of the finding with elaboration and examples, but only based on one study.

1 ^eOne study with minor methodological limitations due to unclear relationship between researcher and participants and data analysis mainly by one researcher (Pinxsterhuis 2015)
 2 and one study with serious limitations due to no clear statement of research aim, recruitment strategy and participant characteristics not clearly described, unclear relationship
 3 between researchers and participant and unclear consideration of ethical issues (Bristol CFS/ME Service); minor concerns regarding relevance due to lack of information on
 4 participant characteristics reported in one study (Bristol CFS/ME Service).
 5 ^fOne study with serious methodological limitations due to no clear statement of research aim, recruitment strategy and participant characteristics not clearly described, unclear
 6 relationship between researchers and participant and unclear consideration of ethical issues (Bristol CFS/ME Service); moderate concerns regarding relevance due to lack of
 7 information on participant characteristics in the contributing study; minor concerns about adequacy as the evidence is sufficiently deep, with a clear statement of the finding with
 8 elaboration and examples, but only based on one study.
 9 ^gOne study with serious methodological limitations due to no clear statement of research aim, recruitment strategy and participant characteristics not clearly described, unclear
 10 relationship between researchers and participant and unclear consideration of ethical issues (Bristol CFS/ME Service); moderate concerns regarding relevance due to lack of
 11 information on participant characteristics in the contributing study; moderate concerns about adequacy as the evidence is not sufficiently deep and only based on one study.
 12 ^hOne study with minor limitations due to an unclear relationship between researcher and participants and no clear statement of findings (Bayliss 2016); moderate concerns about
 13 adequacy as the evidence is not sufficiently deep and only based on one study.

14 **Table 126: Summary of evidence: Rehabilitation/condition management programmes**

Study design and sample size		Finding	Quality assessment		
Number of studies contributing to the finding	Design		Criteria	Rating	Overall assessment of confidence
Accessibility					
1	Mixed methods (focus groups and questionnaire)	Timing of the sessions in the afternoon and a venue which had a lift and high-backed chairs made the programme accessible.	Limitations	Serious concerns about methodological limitations ^a	VERY LOW
			Coherence	No or very minor concerns about coherence	
			Relevance	No or very minor concerns about relevance	
			Adequacy	Moderate concerns about adequacy ^a	
Accessibility					

Study design and sample size		Finding	Quality assessment		
Number of studies contributing to the finding	Design		Criteria	Rating	Overall assessment of confidence
1	Online survey	Travel required to access the clinic and carpark and waiting time were found to be less helpful/beneficial.	Limitations	Serious concerns about methodological limitations ^b	VERY LOW
			Coherence	No or very minor concerns about coherence	
			Relevance	Moderate concerns about relevance ^b	
			Adequacy	Moderate concerns about adequacy ^b	
Validation					
1	Online survey	Obtaining a diagnosis and validation of symptoms was a key process.	Limitations	Serious concerns about methodological limitations ^b	VERY LOW
			Coherence	No or very minor concerns about coherence	
			Relevance	Moderate concerns about relevance ^b	
			Adequacy	Moderate concerns about adequacy ^b	
Lack of attendance pressure					
1	Mixed methods (focus groups and	There had been no pressure when people missed a week; they felt welcome and appreciated how encouraged they felt to return to the programme.	Limitations	Serious concerns about methodological limitations ^c	VERY LOW
			Coherence	Moderate concerns about coherence ^c	

Study design and sample size		Finding	Quality assessment		
Number of studies contributing to the finding	Design		Criteria	Rating	Overall assessment of confidence
	questionnaire)		Relevance	No or very minor concerns about relevance	
			Adequacy	Moderate concerns about adequacy ^c	
Handouts					
1	Mixed methods (focus groups and questionnaire)	Having handouts was helpful, especially if they were given out at the beginning of the session as it saved energy used to take notes.	Limitations	Serious concerns about methodological limitations ^a	VERY LOW
			Coherence	No or very minor concerns about coherence	
			Relevance	No or very minor concerns about relevance	
			Adequacy	Moderate concerns about adequacy ^a	
Video conferencing					
1	Mixed methods (focus groups and questionnaire)	It was suggested that incorporating video calls for example through Skype, Facetime or webcam would be useful for patients who were housebound at the time of the programme.	Limitations	Serious concerns about methodological limitations ^a	VERY LOW
			Coherence	No or very minor concerns about coherence	
			Relevance	No or very minor concerns about relevance	

Study design and sample size		Finding	Quality assessment		
Number of studies contributing to the finding	Design		Criteria	Rating	Overall assessment of confidence
			Adequacy	Moderate concerns about adequacy ^a	
Duration					
1	Mixed methods (focus groups and questionnaire)	There were mixed opinions on the duration of each session. Some felt that the sessions were too long and that 1.5 hours would be a more manageable duration than 2 hours.	Limitations	Serious concerns about methodological limitations ^a	VERY LOW
			Coherence	No or very minor concerns about coherence	
			Relevance	No or very minor concerns about relevance	
			Adequacy	Moderate concerns about adequacy ^a	
Self-management					
2	Mixed methods (focus groups and questionnaire) (1 study), online survey (1 study)	It was beneficial to learn about the use of diaries, boom and bust patterns, knowing limits, prioritising, planning ahead, time management and pacing, how to rest properly, diet, learning 'not to be so hard on yourself' and the practicalities and the help available to return to work. Additional topics people would like to be covered included benefits, the impact of sunny weather, pain management and stress recognition and management.	Limitations	Serious concerns about methodological limitations ^d	VERY LOW
			Coherence	No or very minor concerns about coherence	
			Relevance	No or very minor concerns about relevance	
			Adequacy	Moderate concerns about adequacy ^d	
Signposting					

Study design and sample size		Finding	Quality assessment		
Number of studies contributing to the finding	Design		Criteria	Rating	Overall assessment of confidence
1	Online survey	Some referred to the signposting process as a beneficial aspect.	Limitations	Serious concerns about methodological limitations ^b	VERY LOW
			Coherence	No or very minor concerns about coherence	
			Relevance	Moderate concerns about relevance ^b	
			Adequacy	Moderate concerns about adequacy ^b	
Science behind ME/CFS					
2	Mixed methods (focus groups and questionnaire) (1 study), online survey (1 study)	Some people appreciated learning the science behind ME/CFS, although some requested less medical content.	Limitations	Serious concerns about methodological limitations ^e	VERY LOW
			Coherence	Moderate concerns about coherence ^e	
			Relevance	Minor concerns about relevance ^e	
			Adequacy	Moderate concerns about adequacy ^e	
Relationships					
1	Mixed methods (focus groups and questionnaire)	Some emphasised the value of discussing the impact of ME on relationships with people who understand.	Limitations	Serious concerns about methodological limitations ^a	VERY LOW
			Coherence	No or very minor concerns about coherence	

Study design and sample size		Finding	Quality assessment		
Number of studies contributing to the finding	Design		Criteria	Rating	Overall assessment of confidence
			Relevance	No or very minor concerns about relevance	
			Adequacy	Moderate concerns about adequacy ^a	
Exercise/physical activity					
1	Mixed methods (focus groups and questionnaire)	Views on physical activity advice were mixed.	Limitations	Serious concerns about methodological limitations ^a	VERY LOW
			Coherence	No or very minor concerns about coherence	
			Relevance	No or very minor concerns about relevance	
			Adequacy	Moderate concerns about adequacy ^a	
Group setting					
2	Mixed methods (focus groups and questionnaire) (1 study), online survey (1 study)	People placed great value on meeting other patients and hearing others' stories, which helped create a support network. Those who had one-on-one sessions in addition to the group sessions also deemed this as helpful.	Limitations	Serious concerns about methodological limitations ^f	VERY LOW
			Coherence	No or very minor concerns about coherence	
			Relevance	Minor concerns about relevance ^f	

Study design and sample size		Finding	Quality assessment		
Number of studies contributing to the finding	Design		Criteria	Rating	Overall assessment of confidence
			Adequacy	Moderate concerns about adequacy ^f	
Additional and ongoing support					
1	Mixed methods (focus groups and questionnaire)	People appreciated having follow-up at three and six months. Several would have liked one-off crisis-type access for during a deterioration or relapse and suggested that some people would require longer-term support.	Limitations	Serious concerns about methodological limitations ^a	VERY LOW
			Coherence	No or very minor concerns about coherence	
			Relevance	No or very minor concerns about relevance	
			Adequacy	Moderate concerns about adequacy ^a	
Staffing					
1	Online survey	People found staff support, knowledge and individual approaches to be helpful/beneficial. People wanted nutritionist support and counselling services to be provided.	Limitations	Serious concerns about methodological limitations ^b	VERY LOW
			Coherence	No or very minor concerns about coherence	
			Relevance	Moderate concerns about relevance ^b	
			Adequacy	Moderate concerns about adequacy ^b	

1 ^aOne study with serious methodological limitations due to only those who completed the programme being recruited, unclear relationship between the interviewer and the
 2 participants, unclear consideration of ethical issues, data analysis by individual researcher, insufficient data presented to support all findings and no clear statement of some
 3 findings (Snounou); moderate concerns regarding adequacy, with no clear statement of the finding and evidence only based on one study.
 4 ^bOne study with serious methodological limitations due to recruitment potentially favouring those who completed treatment, unclear relationship between researchers and
 5 participants, unclear methods of data analysis and no clear statement of findings (Pemberton 2019); moderate concerns regarding relevance due to lack of information on
 6 participant characteristics in the contributing study; moderate concerns regarding adequacy, with no clear statement of the finding and evidence only based on one study.
 7 ^cOne study with serious methodological limitations due to only those who completed the programme being recruited, unclear relationship between the interviewer and the
 8 participants, unclear consideration of ethical issues, data analysis by individual researcher, insufficient data presented to support all findings and no clear statement of some
 9 findings (Snounou); moderate concerns about the coherence of the finding with description of lack of pressure, but also anxiety about missing sessions in the contributing study;
 10 moderate concerns regarding adequacy, with no clear statement of the finding and evidence only based on one study.
 11 ^dTwo studies with serious methodological limitations due to unclear consideration of ethical issues, data analysis by an individual researcher and insufficient data presented to
 12 support all findings in one study (Snounou), unclear methods of data analysis in one study (Pemberton 2019) and recruitment potentially favouring those who completed treatment,
 13 unclear relationship between researchers and participants and no clear statement of some findings in both studies (Snounou; Pemberton 2019); moderate concerns regarding
 14 adequacy, with no clear statement of the finding in either study.
 15 ^eTwo studies with serious methodological limitations due to unclear consideration of ethical issues, data analysis by an individual researcher and insufficient data presented to
 16 support all findings in one study (Snounou), unclear methods of data analysis in one study (Pemberton 2019) and recruitment potentially favouring those who completed treatment,
 17 unclear relationship between researchers and participants and no clear statement of some findings in both studies (Snounou; Pemberton 2019); moderate concerns about the
 18 coherence of the finding with one study suggesting that science was beneficial (Snounou) and the other suggesting that people wanted less medical content (Pemberton 2019);
 19 minor concerns regarding relevance due to lack of information on participant characteristics in one study (Pemberton 2019); moderate concerns regarding adequacy, with no clear
 20 statement of the finding in either study.
 21 ^fTwo studies with serious methodological limitations due to unclear consideration of ethical issues, data analysis by an individual researcher and insufficient data presented to
 22 support all findings in one study (Snounou), unclear methods of data analysis in one study (Pemberton 2019) and recruitment potentially favouring those who completed treatment,
 23 unclear relationship between researchers and participants and no clear statement of some findings in both studies (Snounou; Pemberton 2019); minor concerns regarding
 24 relevance due to lack of information on participant characteristics in one study (Pemberton 2019); moderate concerns regarding adequacy, with no clear statement of the finding in
 25 either study.

26 **Table 127: Summary of evidence: Alternative therapies**

Study design and sample size		Finding	Quality assessment		
Number of studies contributing to the finding	Design		Criteria	Rating	Overall assessment of confidence
Range of alternative therapies					
1	Mixture of structured and semi	People desperate for relief of symptoms tried a wide range of different alternative therapies.	Limitations	Moderate concerns about methodological limitations ^a	VERY LOW

Study design and sample size		Finding	Quality assessment		
Number of studies contributing to the finding	Design		Criteria	Rating	Overall assessment of confidence
	structured questions interviews		Coherence	No or very minor concerns about coherence	
			Relevance	Moderate concerns about relevance ^a	
			Adequacy	Minor concerns about adequacy ^a	
Holistic approach					
1	Mixture of structured and semi structured questions interviews	People with ME/CFS were attracted to alternative therapies by a holistic approach.	Limitations	Serious concerns about methodological limitations ^b	VERY LOW
			Coherence	No or very minor concerns about coherence	
			Relevance	Moderate concerns about relevance ^b	
			Adequacy	Moderate concerns about adequacy ^b	
Positive therapist approach					
1	Mixture of structured and semi structured questions interviews	Therapists' positive approaches gave people hope that it was possible to overcome the illness.	Limitations	Serious concerns about methodological limitations ^b	VERY LOW
			Coherence	No or very minor concerns about coherence	
			Relevance	Moderate concerns about relevance ^b	

Study design and sample size		Finding	Quality assessment		
Number of studies contributing to the finding	Design		Criteria	Rating	Overall assessment of confidence
			Adequacy	Moderate concerns about adequacy ^b	
Effectiveness					
2	Mixture of structured and semi structured questions interviews	Evaluations of the effectiveness of alternative therapies were mixed. Some experienced temporary effectiveness which reinforced their beliefs in these therapies.	Limitations	Moderate concerns about methodological limitations ^c	VERY LOW
			Coherence	Moderate concerns about coherence ^c	
			Relevance	Moderate concerns about relevance ^c	
			Adequacy	Minor concerns about adequacy ^c	
Follow up					
1	Mixture of structured and semi structured questions interviews	Several people with ME/CFS were impressed that unlike their regular doctors, alternative therapists called periodically to find out how they were managing.	Limitations	Serious concerns about methodological limitations ^b	VERY LOW
			Coherence	No or very minor concerns about coherence	
			Relevance	Moderate concerns about relevance ^b	
			Adequacy	Moderate concerns about adequacy ^b	

1 ^aOne study with serious methodological limitations due to identification of HCPs by patients with ME/CFS, unclear relationship between participants and researcher, data analysis
2 by a single researcher and no clear statement of findings (Beaulieu 2000) and nothing to lower our confidence in the other contributing study (de Carvalho Leite 2011); moderate
3 concerns regarding relevance due to different research aims and limited detail on interventions received in both studies (Beaulieu 2000; de Carvalho Leite 2011); minor concerns
4 about adequacy as there were no clear statements of findings in one study (Beaulieu 2000).

1 ^bOne study with serious methodological limitations due to identification of HCPs by patients with ME/CFS, unclear relationship between participants and researcher, data analysis
 2 by a single researcher and no clear statement of findings (Beaulieu 2000); moderate concerns regarding relevance due to different research aim and limited detail on interventions
 3 received in the contributing study; moderate concerns regarding adequacy, with no clear statement of the finding and evidence only based on one study.
 4 ^cOne study with serious methodological limitations due to identification of HCPs by patients with ME/CFS, unclear relationship between participants and researcher, data analysis
 5 by a single researcher and no clear statement of findings (Beaulieu 2000) and nothing to lower our confidence in the other contributing study (de Carvalho Leite 2011); moderate
 6 concerns regarding coherence as effectiveness was mixed in one study (Beaulieu 2000), but alternative therapies were reported to be helpful overall in the other study (de
 7 Carvalho Leite 2011); moderate concerns regarding relevance due to different research aims and limited detail on interventions received in both studies (Beaulieu 2000; de
 8 Carvalho Leite 2011); minor concerns about adequacy as there were no clear statements of findings in one study (Beaulieu 2000).

9 **Table 128: Summary of evidence: Pharmacological interventions**

Study design and sample size			Quality assessment		
Number of studies contributing to the finding	Design	Finding	Criteria	Rating	Overall assessment of confidence
Antidepressants					
1	Survey including open ended questions	Antidepressants were prescribed for ME symptoms by health care professionals, and people experienced negative side effects.	Limitations	Serious concerns about methodological limitations ^a	VERY LOW
			Coherence	No or very minor concerns about coherence	
			Relevance	Moderate concerns about relevance ^a	
			Adequacy	Moderate concerns about adequacy ^a	

10 ^aOne study with serious methodological limitations due to recruitment through a single ME/CFS charity, unclear detail on specific interventions received, unclear consideration of
 11 ethical issues, limited detail reported on methods of data analysis and no clear statement for all findings (Leary 2019); moderate concerns regarding relevance due to lack of
 12 information on participant characteristics or interventions in the contributing study; moderate concerns regarding adequacy, with no clear statement of the finding with elaboration
 13 and examples and evidence only based on one study.

14

15 **Children/young people (severity mixed/unclear)**

1 Table 129: Summary of evidence: Cognitive behavioural therapy

Study design and sample size		Finding	Quality assessment		
Number of studies contributing to the finding	Design		Criteria	Rating	Overall assessment of confidence
Relationship with the therapist					
1	Semi structured interviews	The therapist's personality and interpersonal skills were important. Having somebody to talk to who was interested in and understood CFS was a key positive feature of therapy sessions.	Limitations	No or very minor concerns about methodological limitations	LOW
			Coherence	No or very minor concerns about coherence	
			Relevance	Moderate concerns about relevance ^a	
			Adequacy	Minor concerns about adequacy ^a	
Acceptability of FITNET-NHS platform/ e-consultations					
1	Semi structured interviews	People liked that they could complete the platform in their own time and think about their answers. Some found it easier to talk about personal topics over email, whereas others found it difficult to portray things in writing and would have preferred some face to face contact.	Limitations	No or very minor concerns about methodological limitations	MODERATE
			Coherence	No or very minor concerns about coherence	
			Relevance	No or very minor concerns about relevance	
			Adequacy	Minor concerns about adequacy ^b	
Validation					

Study design and sample size		Finding	Quality assessment		
Number of studies contributing to the finding	Design		Criteria	Rating	Overall assessment of confidence
1	Semi structured interviews	Recognition, validation and emotional support were almost always cited as important and benefits were appreciated regardless of whether other aspects of the therapy were deemed useful.	Limitations	No or very minor concerns about methodological limitations	LOW
			Coherence	No or very minor concerns about coherence	
			Relevance	Moderate concerns about relevance ^a	
			Adequacy	Minor concerns about adequacy ^a	
Behavioural aspects					
1	Semi structured interviews	The behavioural aspects of the therapy were particularly valued and accepted by the young people, although many struggled putting them in to practice. Tasks were often initially very hard to achieve and parents found it challenging to watch their children push themselves.	Limitations	No or very minor concerns about methodological limitations	LOW
			Coherence	No or very minor concerns about coherence	
			Relevance	Moderate concerns about relevance ^a	
			Adequacy	Minor concerns about adequacy ^a	
Personalised care					
2		Some parents felt the agenda during the sessions was too narrow and rigid and therefore unresponsive to families' idiosyncratic	Limitations	No or very minor concerns about	MODERATE

Study design and sample size		Finding	Quality assessment		
Number of studies contributing to the finding	Design		Criteria	Rating	Overall assessment of confidence
	Semi structured interviews	issues. Participants valued the individual tailored advice from a specialist CFS/ME therapist.		methodological limitations	
			Coherence	No or very minor concerns about coherence	
			Relevance	Minor concerns about relevance ^c	
			Adequacy	No or very minor concerns about adequacy	
Inclusion of the family					
1	Semi structured interviews	Sessions functioned as support for parents and young people felt they needed their parent/s at the sessions for emotional support. Despite this, many felt that there were certain situations and issues where the young person should have been seen alone.	Limitations	No or very minor concerns about methodological limitations	LOW
			Coherence	No or very minor concerns about coherence	
			Relevance	Moderate concerns about relevance ^a	
			Adequacy	Minor concerns about adequacy ^a	
Psychological aspects					
1	Semi structured interviews	Several disliked the 'psychological' or 'emotional' aspects, finding them irrelevant or inappropriate. Some felt pigeonholed and subjected to generalisations.	Limitations	No or very minor concerns about methodological limitations	LOW

Study design and sample size		Finding	Quality assessment		
Number of studies contributing to the finding	Design		Criteria	Rating	Overall assessment of confidence
			Coherence	No or very minor concerns about coherence	
			Relevance	Moderate concerns about relevance ^a	
			Adequacy	Minor concerns about adequacy ^a	
Effectiveness					
1	Semi structured interviews	The therapy was useful to some extent, the family was thankful for the help, but improvements were modest. However, the therapy was a principle factor in regaining normality and viewed as a 'starting block' on a gradual journey to recovery.	Limitations	No or very minor concerns about methodological limitations	LOW
			Coherence	No or very minor concerns about coherence	
			Relevance	Moderate concerns about relevance ^a	
			Adequacy	Minor concerns about adequacy ^a	
Effectiveness					
1	Semi structured interviews	Some young people with ME/CFS and depression found CBT helpful and the combination treatment of CBT and medication was also discussed.	Limitations	Minor concerns about methodological limitations ^d	LOW
			Coherence	No or very minor concerns about coherence	

Study design and sample size			Quality assessment		
Number of studies contributing to the finding	Design	Finding	Criteria	Rating	Overall assessment of confidence
			Relevance	Moderate concerns about relevance ^d	
			Adequacy	Minor concerns about adequacy ^d	

- 1 ^aModerate concerns regarding relevance due to findings for both CBT and psychoeducation interventions being combined in the contributing study (Dennison 2010); minor
2 concerns about adequacy as the evidence is sufficiently deep, with elaboration and examples, but only based on one study.
3 ^bMinor concerns about adequacy as the evidence is sufficiently deep, with elaboration and examples, but only based on one study (Anderson).
4 ^cMinor concerns regarding relevance due to findings for both CBT and psychoeducation interventions being combined in one study (Dennison 2010), but no concerns in the other
5 study (Anderson).
6 ^dOne study with minor methodological limitations due to insufficient data presented to support all findings, with some supported by single quotes and no clear statement of all
7 findings (Taylor 2017); moderate concerns regarding relevance due to the study population having comorbid depression in the contributing study; minor concerns about adequacy
8 as the evidence is sufficiently deep, with elaboration and examples, but only based on one study.

9 **Table 130: Summary of evidence: The Lightning process**

Study design and sample size			Quality assessment		
Number of studies contributing to the finding	Design	Finding	Criteria	Rating	Overall assessment of confidence
Relationship with the therapist					
1	Semi structured interviews	Therapists and staff were mostly described as positive and encouraging. There were different opinions about the therapists; some had only good experiences, while others found their therapist too controlling and not open for critical questions. Alternative viewpoints brought up by the young people were not well-received and a few experienced pressure to be happy all the	Limitations	Moderate concerns about methodological limitations ^a	LOW
			Coherence	No or very minor concerns about coherence	

Study design and sample size		Finding	Quality assessment		
Number of studies contributing to the finding	Design		Criteria	Rating	Overall assessment of confidence
		time and not express any negative feelings. Those who did not recover felt that they were blamed for the lack of treatment success and consequently struggled with feelings of guilt and anger.	Relevance	No or very minor concerns about relevance	
			Adequacy	Minor concerns about adequacy ^a	
Dishonesty					
1	Semi structured interviews	People criticised the impression that staff gave about the Lightning Process always involving a quick recovery and the dishonesty staff showed when they claimed the treatment had a 100% success rate.	Limitations	Moderate concerns about methodological limitations ^a	LOW
			Coherence	No or very minor concerns about coherence	
			Relevance	No or very minor concerns about relevance	
			Adequacy	Minor concerns about adequacy ^a	
Theory behind the lightning process					
1	Semi structured interviews	The educational part of the treatment, including the theory behind the Lightning Process and practical examples of previous success stories, gave people a rationale they could believe in.	Limitations	Moderate concerns about methodological limitations ^a	LOW
			Coherence	No or very minor concerns about coherence	
			Relevance	No or very minor concerns about relevance	

Study design and sample size		Finding	Quality assessment		
Number of studies contributing to the finding	Design		Criteria	Rating	Overall assessment of confidence
			Adequacy	Minor concerns about adequacy ^a	
Confusing					
1	Semi structured interviews	The educational part of the intervention was considered as complicated and difficult to understand, but necessary and helpful. Some found the teaching incomplete and not well-organised. Advice that participants could do anything they wanted conflicted with previous advice they had been given around activity pacing.	Limitations	Moderate concerns about methodological limitations ^a	LOW
			Coherence	No or very minor concerns about coherence	
			Relevance	No or very minor concerns about relevance	
			Adequacy	Minor concerns about adequacy ^a	
Peer support					
1	Semi structured interviews	The support from others and the group setting that allowed people to learn from each other was highlighted as helpful aspects leading to engagement and treatment commitment.	Limitations	Moderate concerns about methodological limitations ^a	LOW
			Coherence	No or very minor concerns about coherence	
			Relevance	No or very minor concerns about relevance	
			Adequacy	Minor concerns about adequacy ^a	
Goal setting					

Study design and sample size		Finding	Quality assessment		
Number of studies contributing to the finding	Design		Criteria	Rating	Overall assessment of confidence
1	Semi structured interviews	The focus on specific goals and identifying barriers from reaching them was considered a helpful part of treatment.	Limitations	Moderate concerns about methodological limitations ^b	LOW
			Coherence	No or very minor concerns about coherence	
			Relevance	No or very minor concerns about relevance	
			Adequacy	Moderate concerns about adequacy ^b	
Practice and application					
1	Semi structured interviews	The practical assignments were described as important for rapid recovery. People realised that it was their own choice that would really help them recover and the behavioural aspects of the treatment stood out as the most important factor for symptom alleviation and continuing recovery.	Limitations	Moderate concerns about methodological limitations ^a	LOW
			Coherence	No or very minor concerns about coherence	
			Relevance	No or very minor concerns about relevance	
			Adequacy	Minor concerns about adequacy ^a	
Intensity					
1	Semi structured interviews	The length of the sessions was thought to be too long and intense, especially since many participants struggled with focus and concentration.	Limitations	Moderate concerns about methodological limitations ^a	LOW

Study design and sample size		Finding	Quality assessment		
Number of studies contributing to the finding	Design		Criteria	Rating	Overall assessment of confidence
			Coherence	No or very minor concerns about coherence	
			Relevance	No or very minor concerns about relevance	
			Adequacy	Minor concerns about adequacy ^a	
Follow up					
1	Semi structured interviews	Some described the whole treatment as too short; with too little follow up afterwards.	Limitations	Moderate concerns about methodological limitations ^b	LOW
			Coherence	No or very minor concerns about coherence	
			Relevance	No or very minor concerns about relevance	
			Adequacy	Moderate concerns about adequacy ^b	
Effectiveness					
1	Semi structured interviews	Some experienced an instant healing, some experienced a gradual improvement that continued after treatment ended and some did not find the treatment helpful.	Limitations	Moderate concerns about methodological limitations ^a	LOW
			Coherence	No or very minor concerns about coherence	

Study design and sample size		Finding	Quality assessment		
Number of studies contributing to the finding	Design		Criteria	Rating	Overall assessment of confidence
			Relevance	No or very minor concerns about relevance	
			Adequacy	Minor concerns about adequacy ^a	
Secrecy					
1	Semi structured interviews	The secrecy surrounding the Lightning Process was criticised and thought to result in unnecessary sceptical and prejudiced attitudes from people. Participants were specifically encouraged not to talk to anyone about it and they found this unhelpful and difficult.	Limitations	Moderate concerns about methodological limitations ^a	LOW
			Coherence	No or very minor concerns about coherence	
			Relevance	No or very minor concerns about relevance	
			Adequacy	Minor concerns about adequacy ^a	

1 ^aOne study with moderate methodological limitations due to recruitment through a single charity and insufficient data presented to support all findings (Reme 2013); minor concerns about adequacy as the evidence is sufficiently deep, with a clear statement of the finding with elaboration and examples, but only based on one study.

3 ^bOne study with moderate methodological limitations due to recruitment through a single charity and insufficient data presented to support all findings (Reme 2013); moderate concerns about adequacy as the evidence is not sufficiently deep and only based on one study.

1 Table 131: Summary of evidence: The Lightning process (mild/moderate severity)

Study design and sample size		Finding	Quality assessment		
Number of studies contributing to the finding	Design		Criteria	Rating	Overall assessment of confidence
Validation					
1	Semi structured interviews	The service recognised and acknowledged the young person's condition, resulting in a sense of relief and reassurance that symptoms were now being understood and they would receive help.	Limitations	Minor concerns about methodological limitations ^a	LOW
			Coherence	No or very minor concerns about coherence	
			Relevance	Moderate concerns about relevance ^a	
			Adequacy	Minor concerns about adequacy ^a	
Personalised care					
1	Semi structured interviews	Families had access to an informative team of experts, for some a formal diagnosis, and for all a tailored, patient centred specialist medical intervention that had not been available earlier. This enabled positive change and steps towards a managed recovery.	Limitations	Minor concerns about methodological limitations ^a	LOW
			Coherence	No or very minor concerns about coherence	
			Relevance	Moderate concerns about relevance ^a	
			Adequacy	Minor concerns about adequacy ^a	
Professional support					
1	Semi structured interviews	Some found specialist medical care to be positive, as it enabled them to talk about their illness and gave guidance on how to	Limitations	Minor concerns about methodological limitations ^a	LOW

Study design and sample size		Finding	Quality assessment		
Number of studies contributing to the finding	Design		Criteria	Rating	Overall assessment of confidence
		manage their condition, which brought structure and a sense of normality back into their lives.	Coherence	No or very minor concerns about coherence	
			Relevance	Moderate concerns about relevance ^a	
			Adequacy	Minor concerns about adequacy ^a	
Challenges of a new routine					
1	Semi structured interviews	Some people reported that, although specialist medical care resulted in better symptom management, accepting that for a time they must reduce activity levels and adopt a routine was challenging. Mothers also noted that specialist medical care strategies had an impact on the whole family and could be difficult to integrate with their lifestyle.	Limitations	Minor concerns about methodological limitations ^a	LOW
			Coherence	No or very minor concerns about coherence	
			Relevance	Moderate concerns about relevance	
			Adequacy	Minor concerns about adequacy ^a	
Dialogue between healthcare professionals and education providers					
1	Semi structured interviews	The service opened channels of dialogue between health-care professionals and education providers.	Limitations	Minor concerns about methodological limitations ^a	LOW
			Coherence	No or very minor concerns about coherence	
			Relevance	Moderate concerns about relevance ^a	

Study design and sample size			Quality assessment		
Number of studies contributing to the finding	Design		Finding	Criteria	Rating
			Adequacy	Minor concerns about adequacy ^a	

1 ^aOne study with minor methodological limitations due to an unclear relationship between the researcher and participants and some findings supported by single quotes only
 2 (Beasant 2014); moderate concerns regarding relevance as the contributing study aimed to understand the experiences of accessing as well as using a specialist service and
 3 some participants had not yet used the service and it was unclear which intervention the findings relate to; minor concerns about adequacy as the evidence is sufficiently deep,
 4 with elaboration and examples, but only based on one study.

5 **Table 132: Summary of evidence: Graded exercise therapy/other exercise interventions**

Study design and sample size			Quality assessment		
Number of studies contributing to the finding	Design		Finding	Criteria	Rating
Exercise enjoyable					
1	Semi structured interviews	Despite mixed preconceptions, most participants were positive about GET once they entered treatment and reported positive experience of the exercises.	Limitations	No or very minor concerns about methodological limitations	MODERATE
			Coherence	No or very minor concerns about coherence	
			Relevance	No or very minor concerns about relevance	
			Adequacy	Moderate concerns about adequacy ^a	

Study design and sample size		Finding	Quality assessment		
Number of studies contributing to the finding	Design		Criteria	Rating	Overall assessment of confidence
Routine and structure					
1	Semi structured interviews	Many families explained that the program introduced routine, which they experienced as important.	Limitations	No or very minor concerns about methodological limitations	MODERATE
			Coherence	No or very minor concerns about coherence	
			Relevance	No or very minor concerns about relevance	
			Adequacy	Minor concerns about adequacy ^b	
Relationship with therapist					
1	Semi structured interviews	Many families valued the support they received from their clinician in terms of having someone listen and understand and feeling cared for.	Limitations	No or very minor concerns about methodological limitations	MODERATE
			Coherence	No or very minor concerns about coherence	
			Relevance	No or very minor concerns about relevance	
			Adequacy	Minor concerns about adequacy ^b	
Personalised care					

Study design and sample size		Finding	Quality assessment		
Number of studies contributing to the finding	Design		Criteria	Rating	Overall assessment of confidence
1	Semi structured interviews	Families praised the way the program was tailored so that the clinician identified the individual needs of the young person and collaboratively developed a tailored treatment plan, recognising the fluctuating nature of CFS/ME and that physical capabilities change. Families also reported that they gained extra advice beyond the central focus on activity, such as sleep or diet, when these came up for participants.	Limitations	No or very minor concerns about methodological limitations	MODERATE
			Coherence	No or very minor concerns about coherence	
			Relevance	No or very minor concerns about relevance	
			Adequacy	Minor concerns about adequacy ^b	
Pacing benefits					
1	Semi structured interviews	Some commented that the treatment set helpful boundaries to avoid a pattern of overexertion and that clinicians were flexible in reducing the activity if the increase had been too rapid/ too much.	Limitations	No or very minor concerns about methodological limitations	MODERATE
			Coherence	No or very minor concerns about coherence	
			Relevance	No or very minor concerns about relevance	
			Adequacy	Minor concerns about adequacy ^b	
Pacing challenges					

Study design and sample size		Finding	Quality assessment		
Number of studies contributing to the finding	Design		Criteria	Rating	Overall assessment of confidence
1	Semi structured interviews	Some found limiting activity was challenging, with evidence that the young person resisted this advice, wanting to do more physical exercise. Concerns about activity reduction included social effects and difficulties with limiting walking in school.	Limitations	No or very minor concerns about methodological limitations	MODERATE
			Coherence	No or very minor concerns about coherence	
			Relevance	No or very minor concerns about relevance	
			Adequacy	Minor concerns about adequacy ^b	
Setbacks					
1	Semi structured interviews	Families described that the young person had a setback or “crash” during the course of treatment, as a result of exceeding the recommended limits of physical activity. Travel to the hospital site for appointments contributed to setbacks.	Limitations	No or very minor concerns about methodological limitations	MODERATE
			Coherence	No or very minor concerns about coherence	
			Relevance	No or very minor concerns about relevance	
			Adequacy	Minor concerns about adequacy ^b	
FITBITS and physical monitoring					

Study design and sample size		Finding	Quality assessment		
Number of studies contributing to the finding	Design		Criteria	Rating	Overall assessment of confidence
1	Semi structured interviews	Participants commented positively on the use of wearables to accurately detect physical activity, as this demonstrated when they were doing too much and provided other useful functionality such as sleep or steps monitoring in addition to heart rate monitoring. Some comments indicated that the measurements were not always accurate.	Limitations	No or very minor concerns about methodological limitations	MODERATE
			Coherence	No or very minor concerns about coherence	
			Relevance	No or very minor concerns about relevance	
			Adequacy	Minor concerns about adequacy ^b	
Positive outcomes					
1	Semi structured interviews	There was overall recognition that the young people had benefitted from GET, including reductions in fatigue and tiredness, improved sleep, ability to concentrate, functioning and mood.	Limitations	No or very minor concerns about methodological limitations	LOW
			Coherence	Moderate concerns about coherence ^c	
			Relevance	No or very minor concerns about relevance	
			Adequacy	Minor concerns about adequacy ^c	
Uncertain/lack of difference from treatment					
1			Limitations	No or very minor concerns about	LOW

Study design and sample size		Finding	Quality assessment		
Number of studies contributing to the finding	Design		Criteria	Rating	Overall assessment of confidence
	Semi structured interviews	Some families did not notice a difference with treatment, either reporting uncertainty, or lack of impact, often related to school and cognitive activities.		methodological limitations	
			Coherence	Moderate concerns about coherence ^c	
			Relevance	No or very minor concerns about relevance	
			Adequacy	Minor concerns about adequacy ^c	

^aModerate concerns regarding adequacy due to there being no elaboration or examples of positive experiences and the finding only being based on one study (Brigden (Beasant)).

^bMinor concerns about adequacy as the evidence is sufficiently deep, with a clear statement of the finding with elaboration and examples, but only based on one study (Brigden (Beasant)).

^cModerate concerns regarding coherence as the finding conflicts with another finding from the same study (Brigden (Beasant)); minor concerns about adequacy as the evidence is sufficiently deep, with a clear statement of the finding with elaboration and examples, but only based on one study.

8 **Table 133: Summary of evidence: Alternative therapies**

Study design and sample size		Finding	Quality assessment		
Number of studies contributing to the finding	Design		Criteria	Rating	Overall assessment of confidence
Alternative therapies					

Study design and sample size		Finding	Quality assessment		
Number of studies contributing to the finding	Design		Criteria	Rating	Overall assessment of confidence
1	Semi structured interviews	Some families sought treatments such as acupuncture, dietician input, sickness bands and the emotional freedom technique, while others spoke to their CFS/ME clinician for advice. External support varied greatly in perceived accessibility and helpfulness.	Limitations	Moderate concerns about methodological limitations ^a	VERY LOW
			Coherence	No or very minor concerns about coherence	
			Relevance	Moderate concerns about relevance ^a	
			Adequacy	Moderate concerns about adequacy ^a	

¹ ^aOne study with moderate methodological limitations due to involvement of clinicians in determining participant eligibility that may have introduced selection bias and lack of data richness (Harris 2017); moderate concerns regarding relevance due to the population being limited to adolescents with ME/CFS who experienced eating difficulties in the contributing study; moderate concerns regarding adequacy, with no elaboration or examples and evidence only based on one study.

4 **Table 134: Summary of evidence: Pharmacological interventions**

Study design and sample size		Finding	Quality assessment		
Number of studies contributing to the finding	Design		Criteria	Rating	Overall assessment of confidence
Sickness/stomach acid relief medication					
1	Semi structured interviews	Some took prescribed sickness or stomach acid relief medication which they found helpful. However, it was not common to have	Limitations	Moderate concerns about methodological limitations ^a	VERY LOW

Study design and sample size		Finding	Quality assessment		
Number of studies contributing to the finding	Design		Criteria	Rating	Overall assessment of confidence
		been offered medication to relieve their symptoms which frustrated some people.	Coherence	No or very minor concerns about coherence	
			Relevance	Moderate concerns about relevance ^a	
			Adequacy	Moderate concerns about adequacy ^a	
Attitude toward medication					
1	Semi structured interviews	Young people generally did not mind taking medication providing they found it helpful.	Limitations	Minor concerns about methodological limitations ^b	VERY LOW
			Coherence	No or very minor concerns about coherence	
			Relevance	Moderate concerns about relevance ^b	
			Adequacy	Moderate concerns about adequacy ^b	

1 ^aOne study with moderate methodological limitations due to involvement of clinicians in determining participant eligibility that may have introduced selection bias and lack of data richness (Harris 2017); moderate concerns regarding relevance due to the population being limited to adolescents with ME/CFS who experienced eating difficulties in the contributing study; moderate concerns regarding adequacy, with no elaboration or examples and evidence only based on one study.

2

3

4 ^bOne study with minor methodological limitations due to insufficient data presented to support all findings and no clear statement of all findings (Taylor 2017); moderate concerns

5 about relevance due to the study population having comorbid depression; moderate concerns regarding adequacy, with no elaboration or examples and only based on one study.

1 Appendix F – Excluded studies

2

Reference	Reason for exclusion
Aikman 1995 ¹³	Unable to obtain paper (thesis)
Ali 2019 ¹⁷	No relevant themes
Alameda Cuesta 2019 ¹⁵	Incorrect population (ME/CFS, fibromyalgia and multiple chemical sensitivity)
Anderson 1997 ²³	Mixed method study design with no extractable themes
Anderson 2012 ²⁵	Systematic review with different PICO
Anderson 2014 ²⁴	No relevant themes (brief discussion of alternative treatments, but no detail on experiences of specific interventions)
Antcliff 2016 ³⁰	Incorrect population (Chronic low back pain, widespread pain, fibromyalgia and ME/CFS)
Arrol 2008 ³⁶	No relevant themes
Asbring 2001 ³⁷	Incorrect population (majority of population fibromyalgia)
Asbring 2004 ³⁸	Incorrect population (ME/CFS and fibromyalgia)
Asbring 2002 ³⁹	Incorrect population (CFS/fibromyalgia)
Ashby 2006 ⁴¹	No relevant themes
Ax 1997 ⁴⁶	No relevant themes (brief discussion of complementary and alternative treatment, but no detail on experiences of specific interventions)
Ax 1998 ⁴⁵	No relevant themes
Ax 2002 ⁴⁴	No relevant themes
Bayliss 2014 ⁵⁹	No relevant themes
Bayliss 2014 ⁵⁷	Systematic review with different PICO
Bazelmans 2004 ⁶¹	Incorrect study design (quantitative questionnaire)
Bazelmans 2005 ⁶⁰	Incorrect study design (quantitative analysis); Incorrect population (fatigued employees receiving CBT for fatigue)
Bennett 2007 ⁷⁰	No relevant themes
Brady 2016 ⁸³	Partially incorrect population (CFS and diabetes)
Brigden 2018 ⁸⁴	No relevant themes
Brooks 2013 ⁹⁶	No relevant themes; included interviews but findings based on incorrect study design (cross-sectional/questionnaire data)
Broughton 2017 ⁹⁸	No relevant themes
Bulow 2003 ¹¹⁰	Incorrect population (CFS or related diagnosis in which unexplained fatigue makes up a significant part)
Caplan 2001 ¹¹⁸	Story
Catchpole 2019 ¹²⁷	No relevant themes
Chernow 2008 ¹⁵³	Unable to obtain paper (thesis)
Chew-Graham 2011 ¹⁵⁵	No relevant themes
Chew-Graham 2010 ¹⁵⁶	Incorrect population (GPs)
Chew-Graham 2008 ¹⁵⁷	No relevant themes
Clarke 1999 ¹⁶⁵	No relevant themes
Clarke 2000 ¹⁶⁶	No relevant themes
Clements 1997 ¹⁷⁰	No relevant themes
Costello 1998 ¹⁸⁹	Unable to obtain paper (thesis)
Davison 1997 ²¹⁵	No relevant themes

Reference	Reason for exclusion
De Silva 2013 ²²¹	Secondary analysis of Hannon 2012
Devendorf 2019 ²³²	Incorrect population (physicians)
Devendorf 2017 ²³³	Incorrect population (physicians)
Devendorf 2018 ²³⁴	No relevant themes
Donalek 2009 ²³⁷	No relevant themes
Drachler 2009 ²⁴¹	Systematic review with different PICO
Edwards 2007 ²⁴⁶	No relevant themes (brief discussion of alternative treatments but no detail on experiences of specific interventions)
Everett 2002 ²⁵²	Incorrect population (teachers of people with ME/CFS); no relevant themes
Fisher 2013 ²⁵⁹	No relevant themes
Fowler 2005 ²⁶⁶	Incorrect study design (quantitative analysis, no themes)
Friedberg 1998 ²⁷⁰	Book chapter
Friedberg 2016 ²⁶⁹	Incorrect population (majority 'unexplained chronic fatigue'); emphasis on quantitative analysis; no relevant themes
Gan 2010 ²⁷⁶	Incorrect population
Geraghty 2019 ²⁷⁸	Incorrect study design (quantitative survey)
Gilje 2008 ²⁸⁹	No relevant themes
Gotts 2016 ²⁹⁵	No relevant themes
Gray 2003 ²⁹⁶	No relevant themes
Guise 2010 ²⁹⁸	No relevant themes
Guise 2007 ²⁹⁹	No relevant themes
Haig-Ferguson 2019 ³⁰²	No relevant themes
Hannon 2012 ³⁰⁶	No relevant themes
Hareide 2011 ³⁰⁸	No relevant themes
Harland 2019 ³⁰⁹	No relevant themes
Harris 2016 ³¹⁰	Systematic review with different PICO
Hart 2000 ³¹²	No relevant themes
Higginson 2008 ³²³	Incorrect population (people who had experienced personal change and recovery following a significant problem)
Horrocks 2015 ³³⁰	Book chapter
Horton 2010 ³³³	Incorrect population (HCPs)
Horton-Salway 2002 ³³¹	Incorrect study design (examination of case narratives/ unstructured interviews, no thematic or grounded theory analysis); incorrect population (GPs)
Horton-Salway 2004 ³³²	Article; incorrect analysis: discursive analysis of ME support group meeting
Jason 2015 ³⁵⁸	Article
Jelbert 2010 ³⁶²	No relevant themes
Jensen 2001 ³⁶⁵	Unable to obtain paper (thesis)
Keech 2015 ³⁷⁵	No relevant themes; qualitative data used to devise self-reported instrument for fatigue
Kendrick 2016 ³⁷⁸	Incorrect study design (quantitative survey analysis)
Kisely 2002 ⁴⁰²	Incorrect study design: evaluation of web-based information
Lacerda 2019 ⁴¹⁸	No relevant themes
Landmark 2016 ⁴²⁰	Article not in English
Larun 2007 ⁴²⁶	Systematic review: references checked

Reference	Reason for exclusion
Lee 2000 ⁴³²	Unable to obtain paper (thesis)
Lee 2001 ⁴³³	No relevant themes
Levine 1997 ⁴³⁶	Incorrect study design (no qualitative analysis)
Lian 2016 ⁴⁴¹	No relevant themes
Lin 2009 ⁴⁴⁴	No relevant themes
Lingard 2014 ⁴⁴⁶	No relevant themes
Littrell 2012 ⁴⁴⁷	Unable to obtain paper (thesis)
Lombaard 2005 ⁴⁵⁹	No relevant themes
Lovell 1999 ⁴⁶¹	No relevant themes
Marks 2016 ⁴⁷²	Incorrect population (HCPs)
McCue 2004 ⁴⁸⁵	No relevant themes
McDermott 2011 ⁴⁸⁶	No relevant themes
McInnis 2015 ⁴⁹⁰	Majority population incorrect (unexplained illness)
Mengshoel 2020 ⁵⁰²	Systematic review: references checked
Mihelicova 2016 ⁵⁰³	Incorrect study design (secondary analysis)
Missen 2012 ⁵⁰⁷	No relevant themes
Moore 2000 ⁵¹¹	Incorrect population (occupational therapists)
Njolstad 2019 ⁵⁴¹	No relevant themes
Olson 2015 ⁵⁵⁵	No relevant themes
Ong 2005 ⁵⁵⁶	Incorrect study design (qualitative case study)
Parslow 2017 ⁵⁶⁶	Systematic review: references checked
Parslow 2017 ⁵⁶⁷	Incorrect population (HCPs)
Parslow 2015 ⁵⁶⁴	No relevant themes
Parslow 2018 ⁵⁶⁵	No relevant themes
Pemberton 2014 ⁵⁷⁴	No relevant themes
Pemberton 2014 ⁵⁷⁵	No relevant themes
Pinikahana 2002 ⁵⁸⁵	No relevant themes
Pinxsterhuis 2015 ⁵⁸⁸	Systematic review: references checked
Prins 2000 ⁶⁰²	Mixed methods study design and qualitative analysis based on incorrect population (GPs)
Raine 2004 ⁶⁰⁸	Incorrect population (GPs)
Ray 1995 ⁶¹³	Incorrect study design (quantitative analysis of questionnaire data)
Ray 1998 ⁶¹²	No relevant themes
Reynolds 2010 ⁶¹⁷	No relevant themes
Reynolds 2008 ⁶¹⁹	No relevant themes
Reynolds 2006 ⁶¹⁸	Incorrect study design (case series)
Richards 1998 ⁶²²	No relevant themes
Richards 2006 ⁶²¹	Incorrect study design: questionnaires, no qualitative analysis; not extractable themes
Rowe 2020 ⁶⁴²	Incorrect study design (questionnaire with closed and open ended questions; no thematic analysis)
Ryckeghem 2017 ⁶⁴⁸	No relevant themes
Sachs 2001 ⁶⁵⁰	No thematic analysis
Saltzstein 1998 ⁶⁵¹	No relevant themes
Schoofs 2004 ⁶⁶²	Incorrect population (CFS or FMS)
Sidi-Ali-Mebarek 2009 ⁶⁷⁸	Unable to obtain paper (thesis)

Reference	Reason for exclusion
Snell 2001 ⁶⁸⁴	Incorrect study design: qualitative case study
Soderlund 2000 ⁶⁸⁸	No relevant themes
Soderlund 2005 ⁶⁸⁷	No relevant themes
Son 2015 ⁶⁹⁰	No relevant themes
Stenhoff 2015 ⁶⁹⁵	Incorrect population (medical students)
Stormorken 2015 ⁷⁰²	No relevant themes
Strassheim 2019 ⁷⁰⁴	Incorrect population (chronic fatigue; only 10/33 had ME/CFS)
Sturge-Jacobs 2002 ⁷¹²	Incorrect population (fibromyalgia)
Sunnquist 2017 ⁷¹⁶	Incorrect study design: quantitative (survey)
Swoboda 2006 ⁷²²	Incorrect population (CFS/multiple chemical sensitivities/Gulf war syndrome)
Taylor 2005 ⁷²⁶	No relevant themes
Tevens 2004 ⁷³⁴	Unable to obtain paper (thesis)
Theorell 1999 ⁷⁵²	Incorrect study design (quantitative questionnaire)
Travers 2008 ⁷⁶⁰	No relevant themes
Tuck 2000 ⁷⁶²	No relevant themes
Tuck 1998 ⁷⁶¹	Incorrect study design (quantitative questionnaire)
Van der Vaart 2019 ⁷⁷⁹	Incorrect population (therapists and managers)
Velleman 2016 ⁷⁸⁷	Incorrect population (siblings)
Ware 1998 ⁸²³	No relevant themes
Ware 1999 ⁸²⁴	No relevant themes
Ware 1993 ⁸²²	No relevant themes
Webb 2011 ⁸³⁵	No relevant themes
Whitehead 2006 ⁸⁴⁵	No relevant themes
Whitehead 2006 ⁸⁴⁷	No relevant themes
Wilde 2020 ⁸⁵³	No relevant themes
Williams 2016 ⁸⁵⁴	No relevant themes
Wilson 2011 ⁸⁶⁰	No relevant themes
Winger 2014 ⁸⁶²	No relevant themes
Woodward 1995 ⁸⁶⁴	No relevant themes

1 A call for evidence was sent out for three review questions for which the committee
2 anticipated that there would be limited published evidence. Some articles were submitted
3 with a clear indication of which of the three review questions they related to, but for many
4 there was no clear indication. Regardless, all articles were assessed for eligibility for
5 inclusion in all three reviews and one main table was created for all studies/articles submitted
6 that were subsequently excluded. For some articles, there were multiple reasons for
7 exclusion across the three review questions. The exclusion reason listed is the main reason
8 for exclusion from the review that the article was judged to be most relevant to. For example,
9 a quantitative study on the effectiveness of an intervention in people diagnosed with ME/CFS
10 was considered to be most relevant to the experiences of interventions question, but the
11 review protocol specified only qualitative studies to be included, so the main reason for
12 exclusion would be incorrect study design. Some articles were relevant to the guideline in
13 general, but did not specifically attempt to answer any of the three review questions.

14 **Table 135: Studies excluded from the call for evidence**

Study	Exclusion reason
Action for ME 2001 ²	Incorrect study design (quantitative survey)

Study	Exclusion reason
Action for ME 2014 ⁵⁶⁹	No relevant themes
Action for ME 2019 Results from our big survey ¹ (unpublished)	Incorrect study design (quantitative survey)
Action for ME and Association of Young People with ME (UK) 2008 ³	Incorrect study design (qualitative survey)
Adamowicz 2014 ⁵	Systematic review with different PICO
Adamson ⁸ (unpublished)	Incorrect study design (cohort)
Adedeji 2012 ¹⁰	Study/article does not address any of the call for evidence review questions
Adelakun ¹¹	No useable data - qualitative data reported as most frequently occurring words
Ahmed 2020 ¹²	Incorrect study design (systematic review; no qualitative data)
All-Party Parliamentary Group on ME 2010 ¹⁸	Not a qualitative study
Allwright 2019 ¹⁹	No relevant themes
Anderson 1997 ²³	Mixed method study design with no extractable themes
Anon ⁷¹⁹	Incorrect study design (quantitative survey)
Anon ⁶⁶⁴	Incorrect study design (non-comparative intervention study)
Anon ²⁸	Incorrect study design (non-comparative intervention study with quantitative outcomes)
Anon 2013 ⁵⁷⁰ (unpublished)	Incorrect study design (quantitative survey)
Anon 2015 ¹⁷²	Trial registry record; no results posted
Anon 2015 ⁶⁶⁵	Incorrect study design (quantitative)
Anon 2015 ²⁹	Unable to obtain
Anon 2016 ⁵⁶ (unpublished)	Letter/commentary/expert opinion
Anon 2016 ⁶¹⁴	Study/article does not address any of the call for evidence review questions
Anon 2017 ²⁵³	Study/article does not address any of the call for evidence review questions
Anon 2018 ⁵⁹⁷	Not research article
Antcliff 2019 ³¹	Incorrect population (HCPs)
Antiel 2011 ³²	Incorrect interventions (no intervention)
Armstrong 2012 ³³	Study/article does not address any of the call for evidence review questions
Arnold 2015 ³⁴	Incorrect study design (RCT)
Ates 2016 ⁴²	Study/article does not address any of the call for evidence review questions
Augusto 2018 ⁴³	Study/article does not address any of the call for evidence review questions
BACME 2019 ⁴⁷	Incorrect population (survey of CFS/ME services)
Balaguru 2012 ⁴⁹	Study/article does not address any of the call for evidence review questions
Baos 2019 ⁵¹	RCT protocol
Baraniuk 2017 ⁵³	Study/article does not address any of the call for evidence review questions
Baraniuk 2018 ⁵²	Study/article does not address any of the call for evidence review questions (BMJ best practice)

Study	Exclusion reason
Barnden 2016 ⁵⁴	Study/article does not address any of the call for evidence review questions
Bazelmans 2004 ⁶¹	Incorrect population (therapists)
Bazelmans 2005 ⁶²	Incorrect study design (quantitative)
Bazilevskaya 2006 ⁶³	Study/article does not address any of the call for evidence review questions
Belgian Ministry of Social Affairs, Public Health and Environment 2000 ⁶⁸	Guidelines including systematic review of the evidence (unclear source of data on patient experience of CBT)
Bell 2016 ⁶⁹	Letter/commentary/expert opinion
Berkovitz 2009 ⁷¹	Incorrect interventions (no intervention)
Blease 2017 ⁷²	Incorrect study design (review article)
Bloot 2015 ⁷⁶	Incorrect study design (quantitative)
Blue Ribbon for the Awareness of Myalgic Encephalomyelitis 2010 ⁷⁷ (unpublished)	Incorrect study design (quantitative survey; no qualitative data)
Boneva 2019 ⁷⁸	Incorrect interventions (no intervention)
Bould 2011 ⁸⁰	Review
Bould 2013 ⁷⁹	Not relevant to any call for evidence questions
Bowers 2019 ⁸²	Study/article does not address any of the call for evidence review questions
Brigden 2018 ⁸⁷	No intervention
Brigden 2018 ⁸⁴	No relevant themes
Brigden 2016 ⁸⁶	RCT protocol
Bringsli 2014 ⁸⁹	Incorrect study design (quantitative survey)
Britain 2019 ⁹¹	Conference abstract
Brooks 2011 ⁹⁷	Incorrect study design (quantitative)
Broughton 2017 ⁹⁸	Incorrect interventions (specialist services rather than specific interventions)
Brouwers 2002 ⁹⁹	Incorrect study design (RCT)
Brown 2012 ¹⁰¹	Study/article does not address any of the call for evidence review questions
Brown 2005 ¹⁰³	Study/article does not address any of the call for evidence review questions
Brown 2015 ¹⁰⁰	Study/article does not address any of the call for evidence review questions
Buchachenko 2013 ¹⁰⁹	Study/article does not address any of the call for evidence review questions
Buchachenko 2005 ¹⁰⁷	Study/article does not address any of the call for evidence review questions
Buchachenko 2006 ¹⁰⁸	Study/article does not address any of the call for evidence review questions
Buchachenko 2017 ¹⁰⁶	Study/article does not address any of the call for evidence review questions
Buchachenko 2019 ¹⁰⁵	Study/article does not address any of the call for evidence review questions
Burgess 2012 ¹¹¹	Incorrect study design (RCT)
Burke 1986 ¹¹³	Study/article does not address any of the call for evidence review questions

Study	Exclusion reason
Butland 1982 ¹¹⁴	Study/article does not address any of the call for evidence review questions
Calello 2018 ¹¹⁵	Study/article does not address any of the call for evidence review questions
Carpenter 2013 ¹¹⁹	Study/article does not address any of the call for evidence review questions
Carruthers 2011 ¹²²	Study/article does not address any of the call for evidence review questions
Carruthers 2012 ¹²¹	Study/article does not address any of the call for evidence review questions
Carruthers 2003 ¹²⁰	Guidelines
Casanova 2011 ¹²³	Study/article does not address any of the call for evidence review questions
Castro-Marrero 2016 ¹²⁶	Incorrect study design (RCT)
Castro-Marrero 2017 ¹²⁵	Study/article does not address any of the call for evidence review questions
Cella 2011 ¹²⁹	Incorrect study design (quantitative)
Cella 2011 ¹²⁸	Incorrect study design (quantitative)
Centers for Disease Control and Prevention 2019 ¹³⁰	Study/article does not address any of the call for evidence review questions
CFS/ME National Outcomes Database Team 2016 ¹³¹	Incorrect study design (non-comparative observational study)
CFS/ME Service for South Yorkshire and North Derbyshire 2019 ¹³²	Incorrect study design (quantitative survey)
CFS/ME Service for South Yorkshire and North Derbyshire ¹³³	Incorrect study design (quantitative survey)
CFS/ME Working Group 2002 ¹³⁴ (unpublished)	No relevant themes
Chaudhuri 2003 ¹⁴⁹	Study/article does not address any of the call for evidence review questions
Chalder 1993 ¹³⁶	Study/article does not address any of the call for evidence review questions
Chalder 2010 ¹³⁸	Incorrect study design (RCT)
Chalder 2010 ¹³⁵	Incorrect study design (review, not qualitative)
Chalder 2015 ¹⁴⁰	Incorrect study design (quantitative)
Chan 2019 ¹⁴⁶	Not a qualitative study
Chang 2012 ¹⁴⁸	Incorrect interventions (no intervention)
Childs 2019 ¹⁵⁸	Incorrect study design (quantitative survey); no qualitative data
Chu 2018 ¹⁶²	Study/article does not address any of the call for evidence review questions
Claypoole 2007 ¹⁶⁷	Incorrect interventions (no intervention)
Cleare 2004 ¹⁶⁹	Incorrect study design (quantitative)
Cliff 2019 ¹⁷¹	Study/article does not address any of the call for evidence review questions
Cockshell 2010 ¹⁷³	Incorrect interventions (no intervention)
Collin 2018 ¹⁷⁹	Study/article does not address any of the call for evidence review questions
Collin 2017 ¹⁷⁷	Incorrect study design (non-comparative cohort study)

Study	Exclusion reason
Collin 2017 ¹⁷⁵	Incorrect study design (case-control)
Collin 2017 ¹⁷⁶	Study/article does not address any of the call for evidence review questions
Collin 2016 ¹⁸⁰	Study/article does not address any of the call for evidence review questions
Collin 2015 ¹⁸¹	Study/article does not address any of the call for evidence review questions
Collin 2012 ¹⁸²	Incorrect study design (quantitative survey)
Collin 2011 ¹⁷⁸	Study/article does not address any of the call for evidence review questions
Comhaire 2018 ¹⁸³	Incorrect study design (quantitative)
Cook 2017 ¹⁸⁴	Incorrect interventions (no intervention)
Cooper 2019 ¹⁸⁵	No relevant themes (qualitative data on an ME/CFS service, not specific interventions)
Corsius 2019 ¹⁸⁷	Report summary; full report in Dutch
Costa 1995 ¹⁸⁸	Study/article does not address any of the call for evidence review questions
Crawford 2010 ¹⁹⁴	Study/article does not address any of the call for evidence review questions
Crawford 2012 ¹⁹³	Letter/commentary/expert opinion
Crawford 2012 ¹⁹⁵	Study advertisement
Crawley 2018 ²⁰³	Not relevant to monitoring/review question
Crawley 2013 ¹⁹⁹	Incorrect interventions
Crawley 2013 ¹⁹⁷	No relevant outcomes
Crawley 2011 ²⁰²	No intervention
Crawley 2009 ¹⁹⁸	Study/article does not address any of the call for evidence review questions
Crawley 2009 ²⁰¹	Study/article does not address any of the call for evidence review questions
Crowhurst 2005 ²⁰⁴	Letter/commentary/expert opinion
Crowhurst 2007 ²⁰⁵	No relevant themes
Currell ²⁰⁶	No relevant themes (qualitative data on a specialist service, not specific interventions)
DARPA 2017 ²⁰⁸	Study/article does not address any of the call for evidence review questions
Davenport 2010 ²¹³	Incorrect study design (conceptual model; not qualitative)
Davenport 2019 ²⁰⁹	Study/article does not address any of the call for evidence review questions
Davenport 2011 ²¹¹	Study/article does not address any of the call for evidence review questions
Davenport 2011 ²¹⁰	Incorrect study design (quantitative)
Davenport 2019 ²¹²	Letter/commentary/expert opinion
Davies 2008 ²¹⁴	Study/article does not address any of the call for evidence review questions
Dawes 2019 ²⁵⁴	Executive summary of an excluded survey
Deale 2001 ²²⁷	Incorrect study design (RCT)
Deale 1998 ²²⁶	Incorrect study design (quantitative)
Deale 1997 ²²⁴	Incorrect study design (RCT)

Study	Exclusion reason
De Becker 2000 ²¹⁸	Study/article does not address any of the call for evidence review questions
De Becker 2001 ²¹⁶	Study/article does not address any of the call for evidence review questions
Deftereos 2016 ²²⁸	Incorrect population (expert clinicians)
de Lange 2008 ²²⁰	Incorrect study design (quantitative)
DeLuca 2004 ²²⁹	Incorrect interventions (no intervention)
de Vega 2017 ²²²	Study/article does not address any of the call for evidence review questions
Devasahayam 2012 ²³¹	Study/article does not address any of the call for evidence review questions
Diao 2017 ²³⁵	Study/article does not address any of the call for evidence review questions
Dobson 2007 ²³⁶	Study/article does not address any of the call for evidence review questions
Dougall 2014 ²³⁸	Incorrect study design (RCT)
Doukrou 2019 ²³⁹	Incorrect study design (no qualitative data)
Dowsett 1997 ²⁴⁰	Study/article does not address any of the call for evidence review questions
Duyn 2017 ²⁴²	Study/article does not address any of the call for evidence review questions
Dyda 2018 ²⁴⁴	Study/article does not address any of the call for evidence review questions
Effective Health Care Program: Agency for Healthcare Research and Quality ²⁴⁷	Systematic review protocol
Emerge Australia 2018 ²⁴⁸	Incorrect study design (quantitative survey)
Emerge Australia 2019 ²⁴⁹	Incorrect study design (quantitative survey)
Encephalitis Society 2017 ²⁵⁰	Study/article does not address any of the call for evidence review questions (website information)
Eroshenko 2004 ²⁵¹	Study/article does not address any of the call for evidence review questions
Falk Hvidberg 2015 ²⁵⁵	Incorrect interventions (no intervention)
Faulkner 2016 ²⁵⁶	Letter/commentary/expert opinion
Fisher 2013 ²⁵⁹	No relevant themes
Fisk 1994 ²⁶⁰	Not relevant to any call for evidence questions
Flo 2014 ²⁶¹	Incorrect study design (quantitative)
Fluge 2019 ²⁶³	Incorrect study design (RCT)
Fluge 2015 ²⁶⁴	Incorrect study design (quantitative)
Fluge 2016 ²⁶²	Study/article does not address any of the call for evidence review questions
Franklin 2018 ²⁶⁷	Incorrect study design (quantitative)
Fukuda 2016 ²⁷³	Incorrect study design (RCT)
Garner 2019 ²⁷⁷	Study/article does not address any of the call for evidence review questions
Geraghty 2018 ²⁸¹	Incorrect study design (narrative review)
Geraghty 2016 ²⁸³	Incorrect study design (debate article)
Geraghty 2019 ²⁸²	Incorrect study design (literature review)

Study	Exclusion reason
Geraghty 2019 ²⁷⁹	Letter/commentary/expert opinion
Geraghty 2017 ²⁷⁸	Incorrect study design (analysis of quantitative survey data)
Geraghty 2019 ²⁸⁰	Study/article does not address any of the call for evidence review questions
Ghatineh 2017 ²⁸⁴	Review of an RCT
Gielissen 2007 ²⁸⁶	Study/article does not address any of the call for evidence review questions
Gieré 2016 ²⁸⁷	Study/article does not address any of the call for evidence review questions
Gilder 2018 ²⁸⁸	Study/article does not address any of the call for evidence review questions
Goedendorp 2009 ²⁹²	Study/article does not address any of the call for evidence review questions
Haig-Ferguson 2019 ³⁰²	No relevant themes
Haig-Ferguson 2009 ³⁰³	No relevant themes
Halapy 2017 ³⁰⁴	Letter/commentary/expert opinion
Harada 1999 ³⁰⁷	Study/article does not address any of the call for evidence review questions
Haywood 2012 ³¹⁵	Study/article does not address any of the call for evidence review questions
Haywood 2014 ³¹⁴	Systematic review with different PICO
Heald 2019 ³¹⁶	Study/article does not address any of the call for evidence review questions
Healthwatch Trafford 2017 ³¹⁸	No relevant themes
Healthwatch Lancashire 2017 ³¹⁷	Different focus to review question
Heins 2013 ³²⁰	Incorrect study design (quantitative)
Heins 2013 ³¹⁹	Incorrect study design (quantitative)
Heins 2011 ³²¹	Incorrect study design (quantitative)
Heins 2010 ³²²	Incorrect study design (quantitative)
Hives 2017 ³²⁴	Incorrect study design (diagnostic accuracy study)
Hodges 2018 ³²⁸	Incorrect interventions (no intervention)
Holtzman 2019 ³²⁹	Study/article does not address any of the call for evidence review questions
Hughes 2002 ³³⁷	Review article
Hughes 2018 ³³⁶	Study/article does not address any of the call for evidence review questions
Huibers 2004 ³³⁹	Incorrect population (some met criteria for CFS, some did not and results not reported separately)
Ickmans 2014 ³⁴⁰	Incorrect interventions (no intervention)
ICNIRP Project Group 2017 ³⁴¹	Study/article does not address any of the call for evidence review questions
Ingman 2016 ³⁴⁴	Incorrect study design (quantitative)
Ingman ³⁴³	Unable to obtain
Ingman ³⁴²	Unable to obtain
Institute of Medicine 2015 ³⁴⁵	Study/article does not address any of the call for evidence review questions
ISRCTN Registry 2015 ³⁴⁶	Study/article does not address any of the call for evidence review questions

Study	Exclusion reason
Jackson 2012 ³⁴⁷	Study/article does not address any of the call for evidence review questions
Janse 2019 ³⁴⁸	Prognostic study looking at predictors of outcome of CBT - none relevant to CFE questions
Janse 2019 ³⁵⁰	Incorrect study design (non-randomised quantitative study)
Janse 2018 ³⁵²	Incorrect study design (RCT)
Janse 2017 ³⁴⁹	Incorrect study design (RCT)
Janse 2016 ³⁵¹	Incorrect population (idiopathic chronic fatigue); incorrect study design (RCT)
Janse 2015 ³⁵³	RCT protocol
Jason 2006 ³⁵⁵	Study/article does not address any of the call for evidence review questions
Jason 2008 ³⁵⁹	Study/article does not address any of the call for evidence review questions
Jason 2009 ³⁵⁴	Incorrect study design (quantitative)
Jason 2009 ³⁵⁶	Study/article does not address any of the call for evidence review questions
Jason 2015 ³⁶¹	Review article
Jason 2018 ³⁵⁷	Not relevant to any call for evidence question
Jelinek 2001 ³⁶³	Study/article does not address any of the call for evidence review questions
Jenkins 2005 ³⁶⁴	Study/article does not address any of the call for evidence review questions
Jones 2012 ³⁶⁸	Incorrect study design (quantitative)
Josev 2019 ³⁷⁰	Incorrect interventions (no intervention)
Juutilainen 2018 ³⁷¹	Study/article does not address any of the call for evidence review questions
Kapitein 2015 ³⁷²	Study/article does not address any of the call for evidence review questions
Kasevich 2002 ³⁷³	Study/article does not address any of the call for evidence review questions
Keller 2014 ³⁷⁶	Incorrect interventions (no intervention)
Kempke 2013 ³⁷⁷	Study/article does not address any of the call for evidence review questions
Kenyon 2019 ³⁷⁹	Incorrect study design (quantitative)
Kim 2019 ³⁸⁵	Study/article does not address any of the call for evidence review questions
Kindlon 2011 ³⁹⁴	Letter/commentary/expert opinion
Kindlon 2017 ³⁸⁸	Letter/commentary/expert opinion
Kindlon 2009 ³⁸⁷	Letter/commentary/expert opinion
Kindlon 2010 ³⁹⁶	Letter/commentary/expert opinion
Kindlon 2010 ³⁹⁸	Letter/commentary/expert opinion
Kindlon 2011 ³⁹⁰	Letter/commentary/expert opinion
Kindlon 2012 ³⁹¹	Letter/commentary/expert opinion
Kindlon 2012 ³⁹²	Letter/commentary/expert opinion
Kindlon 2015 ³⁸⁹	Letter/commentary/expert opinion
Kindlon 2015 ³⁹⁷	Letter/commentary/expert opinion
Kindlon 2015 ³⁹⁹	Letter/commentary/expert opinion

Study	Exclusion reason
Kindlon 2011 ³⁹³	Letter/commentary/expert opinion
Kindlon 2009 ³⁹⁵	Letter/commentary/expert opinion
Kingdon 2018 ⁴⁰¹	Study/article does not address any of the call for evidence review questions
Knoester 2019 ⁴⁰⁴	Study/article does not address any of the call for evidence review questions
Knoop 2008 ⁴⁰⁹	Incorrect study design (RCT)
Knoop 2007 ⁴⁰⁸	Incorrect study design (quantitative)
Knoop 2007 ⁴⁰⁶	Incorrect study design (quantitative)
Knoop 2007 ⁴⁰⁵	Incorrect study design (quantitative)
Knoop 2008 ⁴⁰⁷	Incorrect study design (RCT)
Knudsen 2011 ⁴¹¹	Study/article does not address any of the call for evidence review questions
Kodama 2013 ⁴¹²	Study/article does not address any of the call for evidence review questions
Kreyberg 2007 ⁴¹⁵	Guidelines
Kreyberg 2007 ⁴¹⁶	Incorrect population (nursing staff)
Lacerda 2018 ⁴¹⁷	Study/article does not address any of the call for evidence review questions
Lacerda 2019 ⁴¹⁸	No relevant themes
LaManca 1998 ⁴¹⁹	Incorrect interventions (no intervention)
Lapp 2019 ⁴²¹	Letter/commentary/expert opinion
Larun 2014 ⁴²⁷	Incorrect study design (systematic review of RCTs)
Leaman 1997 ⁴²⁹	Study/article does not address any of the call for evidence review questions
Leone 2006 ⁴³⁵	Not relevant to any call for evidence question
Lewis 2013 ⁴³⁷	Incorrect interventions (no intervention)
Lien 2019 ⁴⁴²	Study/article does not address any of the call for evidence review questions
Light 2009 ⁴⁴³	Incorrect study design (quantitative)
Lincolnshire Partnership 2019 ⁴⁴⁵	Qualitative data in the form of quotes - no thematic analysis
Liu 2018 ⁴⁵⁰	Study/article does not address any of the call for evidence review questions
Lloyd 2012 ⁴⁵³	Incorrect study design (quantitative)
Lloyd 2012 ⁴⁵²	Incorrect study design (RCT)
Loades 2016 ⁴⁵⁷	Systematic review with different PICO
Loades 2019 ⁴⁵⁴ (unpublished)	Incorrect population (already diagnosed with ME/CFS); incorrect study design (cross-sectional epidemiological study with no interventions)
Loades 2019 ⁴⁵⁸	Incorrect study design (qualitative); also excluded from experiences of interventions review due incorrect population (healthcare professionals)
Loades 2019 ⁴⁵⁵	Incorrect study design (quantitative)
Loades 2018 ⁴⁵⁶	Study/article does not address any of the call for evidence review questions
Loy 2016 ⁴⁶²	Incorrect study design (quantitative)
Lyshevski 2001 ⁴⁶⁴	Study/article does not address any of the call for evidence review questions

Study	Exclusion reason
Maes 2006 ⁴⁶⁷	Study/article does not address any of the call for evidence review questions
Maes 2009 ⁴⁶⁸	Study/article does not address any of the call for evidence review questions
Maes 2012 ⁴⁶⁹	Study/article does not address any of the call for evidence review questions
Marshall 1997 ⁴⁷⁷	Not relevant to any call for evidence question
Marshall 1996 ⁴⁷⁸	Incorrect study design (quantitative)
Mathew 2009 ⁴⁸⁰	Study/article does not address any of the call for evidence review questions
May 2010 ⁴⁸¹	Study/article does not address any of the call for evidence review questions
McCourt 2019 ⁴⁸²	Study/article does not address any of the call for evidence review questions
McDermott 2006 ⁴⁸⁷	Study/article does not address any of the call for evidence review questions
McGregor 2016 ⁴⁸⁸	Study/article does not address any of the call for evidence review questions
McGregor 2019 ⁴⁸⁹	Study/article does not address any of the call for evidence review questions
McManimen 2016 ⁴⁹³	Study/article does not address any of the call for evidence review questions
McPhee 2019 ⁴⁹⁴	Qualitative section was related to information given to patients about possible harms, data about harm was quantitative
ME/cvs Vereniging 2016 ⁴⁹⁵	Report summary; full report in Dutch
Meeus 2015 ⁴⁹⁶	Incorrect study design (RCT)
ME Group 2019 ⁴⁶⁶	No qualitative findings/data analysis reported
ME Group 2014 ⁴⁶⁵	No qualitative findings/data analysis reported
Melamed 2019 ⁴⁹⁹	Study/article does not address any of the call for evidence review questions
Mihelicova 2016 ⁵⁰³	No relevant themes
Miller 2015 ⁵⁰⁵	Study/article does not address any of the call for evidence review questions
Millions Missing Canada 2017 ⁵⁰⁶	Incorrect study design (quantitative survey)
Missen 2012 ⁵⁰⁷	No relevant outcomes
Moneghetti 2018 ⁵⁰⁸	Incorrect interventions (no intervention)
Montoya 2018 ⁵⁰⁹	Incorrect study design (RCT)
Montoya 2013 ⁵¹⁰	Incorrect study design (RCT)
Moore 2000 ⁵¹¹	Study/article does not address any of the call for evidence review questions
Moore 2015 ⁵¹²	Study/article does not address any of the call for evidence review questions
Morens 2019 ⁵¹³	Study/article does not address any of the call for evidence review questions
Morris 2014 ⁵¹⁴	Study/article does not address any of the call for evidence review questions
Murdock 2017 ⁵¹⁷	Study/article does not address any of the call for evidence review questions

Study	Exclusion reason
Myalgic Encephalomyelitis / Chronic Fatigue Syndrome Advisory Committee 2019 ⁵¹⁸	Study/article does not address any of the call for evidence review questions
Nacul 2011 ⁵²¹	Study/article does not address any of the call for evidence review questions
Nacul 2011 ⁵²²	Study/article does not address any of the call for evidence review questions
Nacul 2018 ⁵²³	Study/article does not address any of the call for evidence review questions
Nacul 2019 ⁵²⁰	Study/article does not address any of the call for evidence review questions
Nacul 2019 ⁵¹⁹	Study/article does not address any of the call for evidence review questions
Nagy-Szakai 2018 ⁵²⁴	Study/article does not address any of the call for evidence review questions
Natelson 2017 ⁵²⁶	Study/article does not address any of the call for evidence review questions
Natelson 2017 ⁵²⁵	Study/article does not address any of the call for evidence review questions
National Centers for Environmental Information ⁵²⁷	Study/article does not address any of the call for evidence review questions
National Collaborating Centre for Primary Care 2007 ⁵²⁸	Study/article does not address any of the call for evidence review questions
Naviaux 2016 ⁵³¹	Study/article does not address any of the call for evidence review questions
Naviaux 2017 ⁵³⁰	Study/article does not address any of the call for evidence review questions
Newberry 2018 ⁵³²	Study/article does not address any of the call for evidence review questions
Newton 2010 ⁵³³	Study/article does not address any of the call for evidence review questions
NHS North Bristol 2019 ⁵³⁵	No relevant themes (qualitative data on specialist services, not specific interventions)
Nijhof 2014 ⁵³⁹	Incorrect study design (quantitative)
Nijhof 2013 ⁵³⁸	Incorrect study design (quantitative)
Nijhof 2012 ⁵³⁶	Incorrect study design (RCT)
Nijhof 2011 ⁵³⁷	RCT protocol
Norfolk and Suffolk Service 2009 ⁵⁴²	Unable to obtain (web link unavailable)
Norris 2017 ⁵⁴³	Incorrect study design (cross-sectional analysis of quantitative data)
Ocon 2012 ⁵⁴⁹	Study/article does not address any of the call for evidence review questions
Odoom 2018 ⁵⁵⁰	Study/article does not address any of the call for evidence review questions
Office for National Statistics 2018 ⁵⁵¹	Not relevant to any call for evidence questions
Ojo-Amaize 1994 ⁵⁵²	Study/article does not address any of the call for evidence review questions
Oliver 2018 ⁵⁵⁴	Incorrect study design (quantitative survey)

Study	Exclusion reason
PACE Trial participant dataset ⁵⁶⁰	Study/article does not address any of the call for evidence review questions
Packer 1997 ⁵⁶¹	Study/article does not address any of the call for evidence review questions
Pakpoor 2017 ⁵⁶²	Study/article does not address any of the call for evidence review questions
Parslow 2018 ⁵⁶⁵	No relevant themes
Parslow 2017 ⁵⁶⁷	Incorrect study design (qualitative)
Parslow 2017 ⁵⁶⁶	Systematic review with different PICO
Parslow 2015 ⁵⁶⁴	Incorrect study design (qualitative; assessed for monitoring and review question)
Pastula 2014 ⁵⁶⁸	Study/article does not address any of the call for evidence review questions
Patrick Neary 2008 ⁵⁷¹	Incorrect interventions (no intervention)
Peci 2015 ⁵⁷²	Study/article does not address any of the call for evidence review questions
Peckerman 2003 ⁵⁷³	Study/article does not address any of the call for evidence review questions
Pemberton 2014 ⁵⁷⁵	No relevant themes
Pemberton 2014 ⁵⁷⁴	No relevant themes
Peterson 1991 ⁵⁸⁰	Not relevant to any call for evidence question
Peterson 1994 ⁵⁸¹	Incorrect interventions (no intervention)
Perrin 1993 ⁵⁷⁷	Review; study/article does not address any of the call for evidence review questions
Perrin 1998 ⁵⁷⁸	Incorrect study design (non-randomised quantitative study)
Perrin 2011 ⁵⁷⁹	Incorrect study design (non-randomised quantitative study)
Pheby 2009 ⁵⁸²	Incorrect study design (survey) and no useable data
Plascencia-Villa 2016 ⁵⁸⁹	Study/article does not address any of the call for evidence review questions
Polli 2019 ⁵⁹¹	Incorrect study design (quantitative)
Polo 2019 ⁵⁹³	Incorrect study design (no qualitative data)
Prins 2005 ⁶⁰⁰	Incorrect study design (quantitative)
Prins 2001 ⁶⁰¹	Incorrect study design (RCT)
Prokhorov 2016 ⁶⁰³	Study/article does not address any of the call for evidence review questions
Puri 2011 ⁶⁰⁵	Incorrect study design (diagnostic accuracy study)
Quarmby 2007 ⁶⁰⁶	Incorrect study design (quantitative)
Raine 2004 ⁶⁰⁸	Incorrect population (GPs)
Rand Corporation ⁶⁰⁹	Study/article does not address any of the call for evidence review questions
Rawlins 2008 ⁶¹¹	Study/article does not address any of the call for evidence review questions
Regland 2015 ⁶¹⁵	Incorrect study design (quantitative)
Reynolds 2014 ⁶²⁰	Incorrect interventions (no intervention)
Richardson 2002 ⁶²⁴	Review article
Rimes 2014 ⁶²⁹	Incorrect study design (quantitative)
Roberts 2016 ⁶³³	Study/article does not address any of the call for evidence review questions

Study	Exclusion reason
Roberts 2009 ⁶³¹	Incorrect study design (quantitative)
Roberts 2018 ⁶³²	Study/article does not address any of the call for evidence review questions
Roe ⁶³⁴	No relevant themes (qualitative data on a specialist service, not specific interventions)
Roerink 2017 ⁶³⁷	Study/article does not address any of the call for evidence review questions
Roerink 2017 ⁶³⁵	Incorrect study design (RCT)
Roerink 2015 ⁶³⁶	RCT protocol
Roma 2019 ⁶³⁸	Incorrect interventions (no intervention)
Rowe 2019 ⁶⁴³	Incorrect study design (questionnaire with closed and open ended questions; no thematic analysis)
Rowe 2017 ⁶⁴⁴	Review article
Ruggieri 2017 ⁶⁴⁵	Study/article does not address any of the call for evidence review questions
Santini 2018 ⁶⁵⁴	Study/article does not address any of the call for evidence review questions
Šarić 2016 ⁶⁵⁵	Study/article does not address any of the call for evidence review questions
Scheeres 2009 ⁶⁵⁷	Study/article does not address any of the call for evidence review questions
Scheeres 2008 ⁶⁵⁹	Incorrect study design (quantitative)
Scheeres 2008 ⁶⁵⁸	Incorrect study design (quantitative)
Scheeres 2007 ⁶⁶⁰	Study/article does not address any of the call for evidence review questions
Schmaling 2019 ⁶⁶¹	Study/article does not address any of the call for evidence review questions
Schweitzer 1995 ⁶⁶³	Not relevant to any call for evidence question
Severens 2004 ⁶⁶⁶	Letter/commentary/expert opinion
Shakespeare 2017 ⁶⁶⁷	Study/article does not address any of the call for evidence review questions
Shan 2018 ⁶⁶⁸	Study/article does not address any of the call for evidence review questions
Sharpe 1991 ⁶⁷⁴	Study/article does not address any of the call for evidence review questions
Sharpe 2015 ⁶⁷¹	Incorrect study design (RCT)
Shukla 2015 ⁶⁷⁶	Incorrect study design (quantitative)
Shungu 2012 ⁶⁷⁷	Study/article does not address any of the call for evidence review questions
Smith 2014 ⁶⁸⁰	Incorrect study design (systematic review of RCTs)
Smith 2013 ⁶⁸²	Systematic review with different PICO
Smith 2015 ⁶⁷⁹	Incorrect study design (systematic review of RCTs)
Snell 2013 ⁶⁸³	Study/article does not address any of the call for evidence review questions
Solomon-Moore 2019 ⁶⁸⁹	Incorrect study design (baseline cross-sectional data from an RCT)
Stahl 2014 ⁶⁹¹	Incorrect study design (quantitative)
Staud 2017 ⁶⁹³	Incorrect study design (RCT)
Staud 2018 ⁶⁹²	Incorrect study design (quantitative)

Study	Exclusion reason
Steffen 2002 ⁶⁹⁴	Study/article does not address any of the call for evidence review questions
Stevellink 2019 ⁶⁹⁶	Study/article does not address any of the call for evidence review questions
Stevens 2018 ⁶⁹⁸	Study/article does not address any of the call for evidence review questions
Stevens 2010 ⁶⁹⁹	Incorrect study design (case study)
Stoll 2017 ⁷⁰⁰	Systematic review with different PICO
Stordeur 2008 ⁷⁰¹	Study/article does not address any of the call for evidence review questions
Strassheim 2018 ⁷⁰⁵	Study/article does not address any of the call for evidence review questions
Strawbridge 2019 ⁷⁰⁶	Not relevant to any call for evidence question
Strayer 2012 ⁷⁰⁷	Incorrect study design (RCT)
Strbak 2011 ⁷⁰⁸	Study/article does not address any of the call for evidence review questions
Stulemeijer 2005 ⁷¹¹	Incorrect study design (RCT)
Sumathipala 2008 ⁷¹³	Incorrect population (medically unexplained symptoms)
Sunnquist 2018 ⁷¹⁵	Incorrect study design (quantitative)
Suvorov 1998 ⁷²⁰	Study/article does not address any of the call for evidence review questions
Swinscow 1997 ⁷²¹	Study/article does not address any of the call for evidence review questions
Taylor 2004 ⁷²⁷	Incorrect study design (RCT)
Taylor 2019 Leeds and York CFS/ME Service ⁷²⁵ (unpublished)	No qualitative data
Taylor 2016 ⁷²⁴	Study/article does not address any of the call for evidence review questions
Teitelbaum 2001 ⁷³²	Incorrect study design (RCT)
Terzi 2016 ⁷³³	Study/article does not address any of the call for evidence review questions
The 2010 ⁷⁴⁷	Incorrect study design (RCT)
The 2007 ⁷⁴⁸	Incorrect study design (RCT)
The Consortium of Multiple Sclerosis Centers Health Services Research Subcommittee 1997 ⁷⁴⁶	Not relevant to any call for evidence questions
The 25% ME Group 2010 ⁷³⁵	Different focus to review question
The 25% ME Group 2014 ⁷³⁶ (unpublished)	Report on a research presentation; no qualitative data from people with ME/CFS
The 25% ME Group 2004 ⁷⁴⁵	Incorrect study design (quantitative survey)
The 25% ME Group 2000 ⁷⁴²	Incorrect study design (quantitative survey)
The 25% ME Group 2001 ⁷³⁷	Incorrect study design (quantitative survey)
The 25% ME Group ⁷⁴⁴	Article; no qualitative data from people with ME/CFS
The 25% ME Group 2002 ⁷⁴¹ (unpublished)	Incorrect study design (quantitative survey)
The 25% ME Group 2017 ⁷³⁹	Not relevant to any call for evidence questions
The 25% ME Group 2018 ⁷³⁸	Not relevant to any call for evidence questions

Study	Exclusion reason
The 25% ME Group 2001 ⁷⁴⁰	Incorrect study design (quantitative survey)
The 25% ME Group 2016 ⁷⁴³	Study/article does not address any of the call for evidence review questions (newsletter)
The ME Association 2010 ⁷⁴⁹	Incorrect study design (quantitative survey)
The ME Association 2015 ⁷⁵⁰	Survey including quantitative and qualitative data, but no analysis on the qualitative data
The Neurological Alliance 2019 ⁷⁵¹	Incorrect study design (quantitative survey)
Thomas 2009 ⁷⁵³	Incorrect interventions (no intervention)
Tiersky 2001 ⁷⁵⁵	Incorrect study design (quantitative)
Timbol 2019 ⁷⁵⁶	No relevant themes
Togo 2015 ⁷⁵⁷	Incorrect interventions (no intervention)
Trabal 2012 ⁷⁵⁹	Study/article does not address any of the call for evidence review questions
Tummers 2013 ⁷⁶⁵	Incorrect study design (quantitative)
Tummers 2012 ⁷⁶⁴	Incorrect study design (RCT)
Tummers 2010 ⁷⁶³	Incorrect study design (quantitative)
Twisk 2014 ⁷⁷⁰	Letter/commentary/expert opinion
Twisk 2017 ⁷⁶⁷	Letter/commentary/expert opinion
Twisk 2018 ⁷⁶⁶	Report summary; full report in Dutch
Twisk 2015 ⁷⁶⁹	Study/article does not address any of the call for evidence review questions
Twisk 2015 ⁷⁶⁸	Incorrect study design (review article)
Van Campen 2018 ⁷⁷¹	Incorrect interventions (no intervention)
Van Campen 2018 ⁷⁷³	Study/article does not address any of the call for evidence review questions
Van Campen 2019 ⁷⁷²	Incorrect study design (quantitative)
Van Den Eede 2011 ⁷⁷⁵	Study/article does not address any of the call for evidence review questions
Van Der Schaaf 2015 ⁷⁷⁸	RCT protocol
Van Der Schaaf 2017 ⁷⁷⁷	Study/article does not address any of the call for evidence review questions
Van Der Werf 2002 ⁷⁸⁰	Study/article does not address any of the call for evidence review questions
Van Konynenburg 2010 ⁷⁸³	Conference abstract
Van Kuppeveld 2010 ⁷⁸⁴	Study/article does not address any of the call for evidence review questions
VanNess 2007 ⁷⁸⁵	Incorrect interventions (no intervention)
VanNess 2010 ⁷⁸⁶	Incorrect intervention (exercise test)
Velleman 2016 ⁷⁸⁷	Incorrect population (siblings) and no relevant themes
Vercoulen 1996 ⁷⁸⁹	Incorrect study design (RCT)
Vercoulen 1996 ⁷⁸⁸	Study/article does not address any of the call for evidence review questions
Vermeulen 2010 ⁷⁹⁰	Study/article does not address any of the call for evidence review questions
Vermeulen 2014 ⁷⁹²	Study/article does not address any of the call for evidence review questions
Vernon 2004 ⁷⁹³	Unable to obtain

Study	Exclusion reason
Verspaandonk 2015 ⁷⁹⁴	Incorrect study design (quantitative)
Vink 2017 ⁷⁹⁶	Incorrect study design (quantitative)
Vink 2018 ⁷⁹⁹	Review of an RCT
Vink 2018 ⁷⁹⁸	Incorrect study design (reanalysis of a Cochrane review); no qualitative data
Vink 2019 ⁸⁰⁰	Review article
Vink 2019 ⁷⁹⁷	Incorrect study design (reanalysis of a Cochrane review); no qualitative data
Wallis 2016 ⁸⁰⁸	Study/article does not address any of the call for evidence review questions
Wallis 2018 ⁸⁰⁷	Incorrect study design (quantitative)
Wang 2017 ⁸¹³	Study/article does not address any of the call for evidence review questions
Watt 2012 ⁸²⁶	Incorrect study design (quantitative)
Wearden 2006 ⁸³²	Study/article does not address any of the call for evidence review questions
Wearden 2010 ⁸²⁹	Incorrect study design (RCT)
Wearden 2013 ⁸³⁰	Incorrect study design (prognostic)
Webb 2011 ⁸³⁵	No relevant themes
Werbach 2000 ⁸³⁶	Incorrect study design (literature review)
White 2007 ⁸⁴³	RCT protocol
White 2011 ⁸⁴²	Incorrect study design (RCT)
White 2013 ⁸⁴¹	Study/article does not address any of the call for evidence review questions
Whitehead 2009 ⁸⁴⁴	Study/article does not address any of the call for evidence review questions
Whitehead 2002 ⁸⁴⁶	Study/article does not address any of the call for evidence review questions
Wiborg 2010 ⁸⁵⁰	Incorrect study design (reanalysis of RCTs)
Wiborg 2014 ⁸⁵²	Incorrect study design (quantitative)
Wiborg 2015 ⁸⁵¹	Incorrect study design (RCT)
Wiborg 2011 ⁸⁴⁹	Incorrect study design (quantitative)
Wieczorek 2017 ⁸¹²	Study/article does not address any of the call for evidence review questions
Wilshire 2018 ⁸⁵⁹	Incorrect study design (reanalysis of an RCT)
Wilshire 2019 ⁸⁵⁸	Letter/commentary/expert opinion
Wilshire 2017 ⁸⁵⁶	Incorrect study design (critical commentary and reanalysis of an RCT)
Wilshire 2017 ⁸⁵⁷	Letter/commentary/expert opinion
Worm-Smeitink 2019 ⁸⁶⁶	Incorrect study design (RCT)
Worm-Smeitink 2017 ⁸⁶⁵	Study/article does not address any of the call for evidence review questions
Worm-Smeitink 2016 ⁸⁶⁷	Incorrect study design (quantitative)
Zablotskii 2016 ⁸⁷⁵	Study/article does not address any of the call for evidence review questions
Zablotskii 2018 ⁸⁷⁶	Study/article does not address any of the call for evidence review questions
Zhi 2017 ⁸⁸³	Study/article does not address any of the call for evidence review questions

Study	Exclusion reason
Zielinski 2019 ⁸⁸⁶	Study/article does not address any of the call for evidence review questions

1

1 References

- 2 1. Action for ME. Results from our Big Survey [Unpublished]. 2019.
- 3 2. Action for ME. Severely neglected: M.E. in the UK. Membership survey. London.
4 Action for ME, 2001.
- 5 3. Action for ME, Association of Young People with ME. Action for M.E. and AYME
6 survey 2008 - results. 2008. Available from: <https://afme.wordpress.com/> Last
7 accessed: 29/11/2019.
- 8 4. Acupuncture effective for chronic fatigue. Journal of Chinese Medicine. 2019;
9 (121):77-78
- 10 5. Adamowicz JL, Caikauskaite I, Friedberg F. Defining recovery in chronic fatigue
11 syndrome: A critical review. Quality of Life Research. 2014; 23(9):2407-2416
- 12 6. Adams D, Wu T, Yang X, Tai S, Vohra S. Traditional Chinese medicinal herbs for the
13 treatment of idiopathic chronic fatigue and chronic fatigue syndrome. Cochrane
14 Database of Systematic Reviews 2009, Issue 4. Art. No.: CD006348. DOI:
15 10.1002/14651858.CD006348.pub2.
- 16 7. Adams D, Wu T, Yang X, Tai S, Vohra S. WITHDRAWN: Traditional Chinese
17 medicinal herbs for the treatment of idiopathic chronic fatigue and chronic fatigue
18 syndrome. Cochrane Database of Systematic Reviews 2018, Issue 3. Art. No.:
19 CD006348. DOI: <https://dx.doi.org/10.1002/14651858.CD006348.pub3>.
- 20 8. Adamson J, Ali S, Santhouse A, Wessely S, Chalder T. Routine clinic outcomes after
21 cognitive behavior therapy (CBT) and graded exercise therapy (GET) from South
22 London and Maudsley NHS Trust & King's College London service compared to trials
23 of CBT and GET respectively [Unpublished].
- 24 9. Adamson J, Ali S, Santhouse AM, Wessely S, Chalder T. Cognitive behavioural
25 therapy for chronic fatigue and CFS: outcomes from a specialist clinic in the UK.
26 Journal of the Royal Society of Medicine. 2020;
- 27 10. Adedeji AO, Okonko IO, Adu FD. Sabin and wild type polioviruses from children who
28 presented with acute flaccid paralysis in Nigeria. African Health Sciences. 2012;
29 12(3):345-354
- 30 11. Adelakun S, Meriwoode J. An evaluation of CFS/ME group members' experience of
31 engaging in a self management treatment programme in an NHS specialist CFS/ME
32 service in the UK. Specialist Occupational Therapist Sussex-wide CFS/ME Service,
33 2019.
- 34 12. Ahmed SA, Mewes JC, Vrijhoef H. Assessment of the scientific rigour of randomized
35 controlled trials on the effectiveness of cognitive behavioural therapy and graded
36 exercise therapy for patients with myalgic encephalomyelitis/chronic fatigue
37 syndrome: A systematic review. Journal of Health Psychology. 2020; 25(2):240-255
- 38 13. Aikman LP. A phenomenological study of six chronic fatigue immune dysfunction
39 syndrome survivors. Ohio, OH. Ohio university. 1995
- 40 14. Al-Haggar MS, Al-Naggar ZA, Abdel-Salam MA. Biofeedback and cognitive
41 behavioral therapy for Egyptian adolescents suffering from chronic fatigue syndrome.
42 Journal of Pediatric Neurology. 2006; 4(3):161-169
- 43 15. Alameda Cuesta A, Pazos Garciandia A, Oter Quintana C, Losa Iglesias ME.
44 Fibromyalgia, chronic fatigue syndrome, and multiple chemical sensitivity: Illness

- 1 experiences. *Clinical Nursing Research*. 2019;
2 <https://doi.org/10.1177/1054773819838679>
- 3 16. Alegre J, Rosés JM, Javierre C, Ruiz-Baqués A, Segundo MJ, de Sevilla TF.
4 Nicotinamide adenine dinucleotide (NADH) in patients with chronic fatigue syndrome.
5 *Revista Clínica Española*. 2010; 210(6):284-288
- 6 17. Ali S, Adamczyk L, Burgess M, Chalder T. Psychological and demographic factors
7 associated with fatigue and social adjustment in young people with severe chronic
8 fatigue syndrome/myalgic encephalomyelitis: a preliminary mixed-methods study.
9 *Journal of Behavioral Medicine*. 2019; 42(5):898-910
- 10 18. All-Party Parliamentary Group on ME. Inquiry into NHS Service Provision for
11 ME/CFS. 2010. Available from: [https://www.meassociation.org.uk/wp-](https://www.meassociation.org.uk/wp-content/uploads/2013/02/APPG-Report-v3.pdf)
12 [content/uploads/2013/02/APPG-Report-v3.pdf](https://www.meassociation.org.uk/wp-content/uploads/2013/02/APPG-Report-v3.pdf)
- 13 19. Allwright E, Murihead N. Understanding the role of the general practitioner in caring
14 for patients with myalgic encephalomyelitis/chronic fatigue syndrome in the
15 community. 2019.
- 16 20. Alraek T, Lee MS, Choi TY, Cao H, Liu J. Complementary and alternative medicine
17 for patients with chronic fatigue syndrome: A systematic review. *BMC*
18 *Complementary and Alternative Medicine*. 2011; 11:87
- 19 21. Anderson E, Gaunt D, Metcalfe C, Rai M, Hollingworth W, Mills N et al. Investigating
20 the effectiveness and cost-effectiveness of FITNET-NHS (Fatigue in Teenagers on
21 the interNET in the NHS) compared to activity management to treat paediatric chronic
22 fatigue syndrome (CFS)/myalgic encephalomyelitis (ME): amendment to the published
23 protocol. *Trials*. 2019; 20:750
- 24 22. Anderson E, Parslow R, Hollingworth W, Mills N, Beasant L, Gaunt D et al. Testing
25 the feasibility of recruiting adolescents with CFS/ME to internet-delivered therapy:
26 internal pilot within a randomised controlled trial investigating online cognitive
27 behavioural therapy (Fatigue In Teenagers on the interNET in the NHS – “FITNET-
28 NHS”) compared to skype-delivered activity management for adolescents with
29 CFS/ME [Unpublished].
- 30 23. Anderson JS, Ferrans CE. The quality of life of persons with chronic fatigue
31 syndrome. *Journal of Nervous and Mental Disease*. 1997; 185(6):359-367
- 32 24. Anderson VR, Jason LA, Hlavaty LE. A qualitative natural history study of ME/CFS in
33 the community. *Health Care for Women International*. 2014; 35(1):3-26
- 34 25. Anderson VR, Jason LA, Hlavaty LE, Porter N, Cudia J. A review and meta-synthesis
35 of qualitative studies on myalgic encephalomyelitis/chronic fatigue syndrome. *Patient*
36 *Education and Counseling*. 2012; 86(2):147-155
- 37 26. Anonymous. Cognitive behavioral therapy and exercise for chronic fatigue syndrome.
38 *Journal of Pain & Palliative Care Pharmacotherapy*. 2002; 16(3):110-111
- 39 27. Anonymous. Erratum: Notice of correction and clarification: Clinical and cost-
40 effectiveness of the Lightning Process in addition to specialist medical care for
41 paediatric chronic fatigue syndrome: Randomised controlled trial (*Archives of Disease*
42 *in Childhood* (2018) 103 (155-164) DOI: 10.1136/archdischild-2017-313375. *Archives*
43 *of Disease in Childhood*. 2019; 104(10):e4
- 44 28. Anonymous. Evaluating the effects of change in the content and format of a lifestyle
45 management group on standardized outcome measures of chronic fatigue
46 syndrome/myalgic encephalomyelitis. University of Surrey.

- 1 29. Anonymous. Neuropsychological performance in myalgic encephalomyelitis/chronic
2 fatigue syndrome (ME/CFS) and Gulf war illness (GWI). Implications for interventions
3 and patient management. [Submission for Doctoral level Qualification in Counselling
4 Psychology]. 2015.
- 5 30. Antcliff D, Keeley P, Campbell M, Woby S, McGowan L. Exploring patients' opinions
6 of activity pacing and a new activity pacing questionnaire for chronic pain and/or
7 fatigue: A qualitative study. *Physiotherapy*. 2016; 102(3):300-307
- 8 31. Antcliff D, Keenan AM, Keeley P, Woby S, McGowan L. Survey of activity pacing
9 across healthcare professionals informs a new activity pacing framework for chronic
10 pain/fatigue. *Musculoskeletal Care*. 2019; 17(4):335-345
- 11 32. Antiel RM, Caudill JS, Burkhardt BE, Brands CK, Fischer PR. Iron insufficiency and
12 hypovitaminosis D in adolescents with chronic fatigue and orthostatic intolerance.
13 *Southern Medical Journal*. 2011; 104(8):609-611
- 14 33. Armstrong CW, McGregor NR, Sheedy JR, Buttfeld I, Butt HL, Gooley PR. NMR
15 metabolic profiling of serum identifies amino acid disturbances in chronic fatigue
16 syndrome. *Clinica Chimica Acta*. 2012; 413(19-20):1525-1531
- 17 34. Arnold LM, Blom TJ, Welge JA, Mariutto E, Heller A. A randomized, placebo-
18 controlled, double-blinded trial of duloxetine in the treatment of general fatigue in
19 patients with chronic fatigue syndrome. *Psychosomatics*. 2015; 56(3):242-253
- 20 35. Arring NM, Millstine D, Marks LA, Nail LM. Ginseng as a treatment for fatigue: A
21 systematic review. *Journal of Alternative and Complementary Medicine*. 2018;
22 24(7):624-633
- 23 36. Arroll MA, Senior V. Individuals' experience of chronic fatigue syndrome/myalgic
24 encephalomyelitis: An interpretative phenomenological analysis. *Psychology &
25 Health*. 2008; 23(4):443-458
- 26 37. Asbring P. Chronic illness -- a disruption in life: Identity-transformation among women
27 with chronic fatigue syndrome and fibromyalgia. *Journal of Advanced Nursing*. 2001;
28 34(3):312-319
- 29 38. Asbring P, Narvanen AL. Patient power and control: A study of women with uncertain
30 illness trajectories. *Qualitative Health Research*. 2004; 14(2):226-240
- 31 39. Asbring P, Narvanen AL. Women's experiences of stigma in relation to chronic fatigue
32 syndrome and fibromyalgia. *Qualitative Health Research*. 2002; 12(2):148-160
- 33 40. Ascough C, King H, Serafimova T, Beasant L, Jackson S, Baldock L et al.
34 Interventions to treat pain in paediatric CFS/ME: a systematic review. *BMJ
35 Paediatrics Open*. 2020; 4(1):e000617
- 36 41. Ashby B, Wright B, Jordan J. Chronic fatigue syndrome: An evaluation of a
37 community based management programme for adolescents and their families. *Child
38 and Adolescent Mental Health*. 2006; 11(1):13-18
- 39 42. Ates K, Carlak HF, Ozen S. Magnetic field exposures due to underground power
40 cables: A simulation study. *Proceedings of the 2nd World Congress on Electrical
41 Engineering and Computer Systems and Science*. 2016:EEE 133
- 42 43. Augusto CRA, Navia CE, de Oliveira MN, Nepomuceno AA, Fauth AC, Kopenkin V et
43 al. Relativistic proton levels from region AR 12673 (GLE #72) and the heliospheric
44 current sheet as a sun–earth magnetic connection. *Publications of the Astronomical
45 Society of the Pacific*. 2018; 131(996):024401

- 1 44. Ax S, Gregg VH, Jones D. Caring for a relative with chronic fatigue syndrome:
2 difficulties, cognition and acceptance over time. *Journal of the Royal Society for the*
3 *Promotion of Health*. 2002; 122(1):35-42
- 4 45. Ax S, Gregg VH, Jones D. Chronic fatigue syndrome: Illness attributions and
5 perceptions of control. *Homeostasis in Health and Disease*. 1998; 39(1-2):44-51
- 6 46. Ax S, Gregg VH, Jones D. Chronic fatigue syndrome: Sufferers' evaluation of medical
7 support. *Journal of the Royal Society of Medicine*. 1997; 90(5):250-254
- 8 47. BACME. CFS/ME national services survey February 2018. 2019. Available from:
9 [https://www.bacme.info/sites/bacme.info/files/BACME%20CFS%20ME%20National%](https://www.bacme.info/sites/bacme.info/files/BACME%20CFS%20ME%20National%20services%20survey%20March19.pdf)
10 [20services%20survey%20March19.pdf](https://www.bacme.info/sites/bacme.info/files/BACME%20CFS%20ME%20National%20services%20survey%20March19.pdf)
- 11 48. Bakker RJ, van de Putte EM, Kuis W, Sinnema G. Effects of an educational video film
12 in fatigued children and adolescents: A randomised controlled trial. *Archives of*
13 *Disease in Childhood*. 2011; 96(5):457-460
- 14 49. Balaguru S, Uppal R, Vaid RP, Kumar BP. Investigation of the spinal cord as a
15 natural receptor antenna for incident electromagnetic waves and possible impact on
16 the central nervous system. *Electromagnetic Biology and Medicine*. 2012; 31(2):101-
17 111
- 18 50. Bao CL, Yuan P, Li LQ. Clinical observations on treatment of chronic fatigue
19 syndrome with acupuncture based on y in-yang and qi-blood prescription of points.
20 *Shanghai Journal Of Acupuncture And Moxibustion*. 2008; 27(6):11-12
- 21 51. Baos S, Brigden A, Anderson E, Hollingworth W, Price S, Mills N et al. Investigating
22 the effectiveness and cost-effectiveness of FITNET-NHS (Fatigue In Teenagers on
23 the interNET in the NHS) compared to Activity Management to treat paediatric
24 chronic fatigue syndrome (CFS)/myalgic encephalomyelitis (ME): Protocol for a
25 randomised controlled trial. *Trials*. 2018; 19(1):136
- 26 52. Baraniuk JN. *BMJ Best Practice: Chronic fatigue syndrome/Myalgic*
27 *encephalomyelitis*. 2018. Available from: [https://bestpractice.bmj.com/topics/en-](https://bestpractice.bmj.com/topics/en-gb/277)
28 [gb/277](https://bestpractice.bmj.com/topics/en-gb/277) Last accessed: 29/11/2019.
- 29 53. Baraniuk JN, Shivapurkar N. Exercise - induced changes in cerebrospinal fluid
30 miRNAs in Gulf War Illness, Chronic Fatigue Syndrome and sedentary control
31 subjects. *Scientific Reports*. 2017; 7:15338
- 32 54. Barnden LR, Kwiatek R, Crouch B, Burnet R, Del Fante P. Autonomic correlations
33 with MRI are abnormal in the brainstem vasomotor centre in chronic fatigue
34 syndrome. *NeuroImage Clinical*. 2016; 11:530-537
- 35 55. Barrett E. *Cognitive-behaviour therapy in the management of chronic fatigue*
36 *syndrome*. Sydney. University of Sydney. 1992
- 37 56. Barriers to access to social care for patients very severely affected by myalgic
38 encephalomyelitis (ME). Submission to APPG on ME April 19th 2016 Roundtable
39 Meeting on Social Care, chaired by Daniel Zeichner MP. 2016.
- 40 57. Bayliss K, Goodall M, Chisholm A, Fordham B, Chew-Graham C, Riste L et al.
41 Overcoming the barriers to the diagnosis and management of chronic fatigue
42 syndrome/ME in primary care: A meta synthesis of qualitative studies. *BMC Family*
43 *Practice*. 2014; 15:44
- 44 58. Bayliss K, Riste L, Band R, Peters S, Wearden A, Lovell K et al. Implementing
45 resources to support the diagnosis and management of Chronic Fatigue

- 1 Syndrome/Myalgic Encephalomyelitis (CFS/ME) in primary care: A qualitative study.
2 BMC Family Practice. 2016; 17:66
- 3 59. Bayliss K, Riste L, Fisher L, Wearden A, Peters S, Lovell K et al. Diagnosis and
4 management of chronic fatigue syndrome/myalgic encephalitis in black and minority
5 ethnic people: A qualitative study. Primary Health Care Research & Development.
6 2014; 15(2):143-155
- 7 60. Bazelmans E, Huibers MJH, Bleijenberg G. A qualitative analysis of the failure of CBT
8 for chronic fatigue conducted by general practitioners. Behavioural and Cognitive
9 Psychotherapy. 2005; 33(2):225-235
- 10 61. Bazelmans E, Prins JB, Hoogveld S, Bleijenberg G. Manual-based cognitive
11 behaviour therapy for chronic fatigue syndrome: Therapists' adherence and
12 perceptions. Cognitive Behaviour Therapy. 2004; 33(3):143-150
- 13 62. Bazelmans E, Prins JB, Lulofs R, van der Meer JW, Bleijenberg G, Netherlands
14 Fatigue Research Group N. Cognitive behaviour group therapy for chronic fatigue
15 syndrome: A non-randomised waiting list controlled study. Psychotherapy and
16 Psychosomatics. 2005; 74(4):218-224
- 17 63. Bazilevskaya GA, Makhmutov VS, Sladkova AI. Gnevyshev gap effects in solar
18 energetic particle activity. Advances in Space Research. 2006; 38(3):484-488
- 19 64. Beasant L, Brigden A, Anderson E, Mills N, Trist A, Crawley E. "All the programmes
20 are designed around you": Families views on graded exercise therapy for paediatric
21 CFS/ME [Unpublished].
- 22 65. Beasant L, Mills N, Crawley E. Adolescents and mothers value referral to a specialist
23 service for chronic fatigue syndrome or myalgic encephalopathy (CFS/ME). Primary
24 Health Care Research & Development. 2014; 15(2):134-142
- 25 66. Beaulieu MC. Stigma and legitimation in chronic fatigue syndrome: The role of social
26 location. Montreal. McGill University. 2000
- 27 67. Behan PO, Behan WM, Horrobin D. Effect of high doses of essential fatty acids on
28 the postviral fatigue syndrome. Acta Neurologica Scandinavica. 1990; 82(3):209-216
- 29 68. Belgian Ministry of Social Affairs, Public Health and Environment. Aanbevelingen
30 betreffende de medischsociale, economische en juridische aspecten voor patienten
31 met syndroom van chronische vermoeidheid. 2000. Available from:
32 <https://tinyurl.com/belgiumreportpdf>
- 33 69. Bell DS. Prognosis of ME/CFS. 2016. Available from:
34 <https://www.omf.ngo/2016/08/01/prognosis-of-mecfs/> Last accessed: 26/11/2019.
- 35 70. Bennett B, Goldstein D, Friedlander M, Hickie I, Lloyd A. The experience of cancer-
36 related fatigue and chronic fatigue syndrome: A qualitative and comparative study.
37 Journal of Pain and Symptom Management. 2007; 34(2):126-135
- 38 71. Berkovitz S, Ambler G, Jenkins M, Thurgood S. Serum 25-hydroxy vitamin D levels in
39 chronic fatigue syndrome: A retrospective survey. International Journal for Vitamin
40 and Nutrition Research. 2009; 79(4):250-254
- 41 72. Blease C, Carel H, Geraghty K. Epistemic injustice in healthcare encounters:
42 evidence from chronic fatigue syndrome. Journal of Medical Ethics. 2017; 43(8):549-
43 557
- 44 73. Bleijenberg G. The effect of self-instructions in the treatment of patients with Chronic
45 Fatigue Syndrome type Idiopathic Chronic Fatigue (CFS-ICF): A randomised

- 1 controlled study. NTR1660. 2009. Available from: <https://www.trialregister.nl/trial/1581>
2 Last accessed: 29/10/2019.
- 3 74. Bleijenberg G. The effectiveness of cognitive behavioural therapy in groups for
4 patients with Chronic Fatigue Syndrome (CFS): A randomised controlled study. 2008.
5 Available from: <http://www.isrctn.com/ISRCTN15823716> Last accessed: 29/10/2019.
- 6 75. Bleijenberg G. The effectiveness of self-instructions in the treatment of patients with
7 chronic fatigue syndrome (CFS): A randomised controlled study. 2008. Available
8 from: <http://www.isrctn.com/ISRCTN27293439> Last accessed: 29/10/2019.
- 9 76. Bloot L, Heins MJ, Donders R, Bleijenberg G, Knoop H. The process of change in
10 pain during cognitive-behavior therapy for chronic fatigue syndrome. *Clinical Journal*
11 *of Pain*. 2015; 31(10):914-921
- 12 77. Blue Ribbon for the Awareness of Myalgic Encephalomyelitis. Results of recent
13 patient surveys on CBT, GET, PACING, REST [Unpublished]. 2010.
- 14 78. Boneva RS, Lin JS, Wieser F, Nater UM, Ditzen B, Taylor RN et al. Endometriosis as
15 a comorbid condition in chronic fatigue syndrome (CFS): Secondary analysis of data
16 from a CFS case-control study. *Frontiers in Pediatrics*. 2019; 7:195
- 17 79. Bould H, Collin SM, Lewis G, Rimes K, Crawley E. Depression in paediatric chronic
18 fatigue syndrome. *Archives of Disease in Childhood*. 2013; 98(6):425-428
- 19 80. Bould H, Lewis G, Emond A, Crawley E. Depression and anxiety in children with
20 CFS/ME: Cause or effect? *Archives of Disease in Childhood*. 2011; 96(3):211-214
- 21 81. Bourke JH, Johnson AL, Sharpe M, Chalder T, White PD. Pain in chronic fatigue
22 syndrome: Response to rehabilitative treatments in the PACE trial. *Psychological*
23 *Medicine*. 2014; 44(7):1545-1552
- 24 82. Bowers JR, Valentine M, Harrison V, Fofanov VY, Gillece J, Delisle J et al. Genomic
25 analyses of acute flaccid myelitis cases among a cluster in arizona provide further
26 evidence of enterovirus D68 role. *mBio*. 2019; 10(1):e02262-02218
- 27 83. Brady E, Segar J, Sanders C. "You get to know the people and whether they're
28 talking sense or not": Negotiating trust on health-related forums. *Social Science and*
29 *Medicine*. 2016; 162:151-157
- 30 84. Brigden A, Barnett J, Parslow RM, Beasant L, Crawley E. Using the internet to cope
31 with chronic fatigue syndrome/myalgic encephalomyelitis in adolescence: A
32 qualitative study. *BMJ Paediatrics Open*. 2018; 2:e000299
- 33 85. Brigden A, Beasant L, Gaunt D, Hollingworth W, Mills N, Solomon-Moore E et al.
34 Results of the feasibility phase of the managed activity graded exercise in teenagers
35 and pre-adolescents (MAGENTA) randomised controlled trial of treatments for
36 chronic fatigue syndrome/myalgic encephalomyelitis. *Pilot & Feasibility Studies*. 2019;
37 5:151
- 38 86. Brigden A, Beasant L, Hollingworth W, Metcalfe C, Gaunt D, Mills N et al. Managed
39 Activity Graded Exercise iN Teenagers and pre-Adolescents (MAGENTA) feasibility
40 randomised controlled trial: Study protocol. *BMJ Open*. 2016; 6:e011255
- 41 87. Brigden A, Parslow RM, Gaunt D, Collin SM, Jones A, Crawley E. Defining the
42 minimally clinically important difference of the SF-36 physical function subscale for
43 paediatric CFS/ME: Triangulation using three different methods. *Health & Quality of*
44 *Life Outcomes*. 2018; 16(1):202

- 1 88. Brigden AB, Beasant LB, Gaunt DG, Hollingworth WH, Mills NM, Solomon-Moore E
2 et al. Results of the feasibility phase of the Managed Activity Graded Exercise in
3 Teenagers and Pre-Adolescents (MAGENTA) randomised controlled trial of
4 treatments for chronic fatigue syndrome/myalgic encephalomyelitis [Unpublished].
- 5 89. Bringsli GJ, Gilje AM, Getz Wold BK. The Norwegian ME Association National Survey
6 2014. Oslo. 2014. Available from: [http://www.me-foreningen.info/wp-](http://www.me-foreningen.info/wp-content/uploads/2016/09/ME-Nat-Norwegian-Survey-Abr-Eng-Ver.pdf)
7 [content/uploads/2016/09/ME-Nat-Norwegian-Survey-Abr-Eng-Ver.pdf](http://www.me-foreningen.info/wp-content/uploads/2016/09/ME-Nat-Norwegian-Survey-Abr-Eng-Ver.pdf)
- 8 90. Bristol CFS/ME Service. A qualitative evaluation of the Foundation Phase seminars
9 [Unpublished].
- 10 91. Britain E, Muirhead NL, Finlay AY, Vyas J. The impact of myalgic
11 encephalomyelitis/chronic fatigue syndrome (ME/CFS) on the family: measuring
12 quality of life (QOL) using the WHOQOL-BREF and from-16 questionnaires. *Journal*
13 *of liMER*,. 2019; 13(1):21
- 14 92. Broadbent S, Coetzee S, Beavers R, Horstmanshof L. Patient experiences and the
15 psychosocial benefits of group aquatic exercise to reduce symptoms of myalgic
16 encephalomyelitis/chronic fatigue syndrome: a pilot study. *Fatigue: Biomedicine,*
17 *Health and Behavior*. 2020; 8(2):84-96
- 18 93. Broadbent S, Coutts R. Graded versus intermittent exercise effects on lymphocytes in
19 chronic fatigue syndrome. *Medicine and Science in Sports and Exercise*. 2016;
20 48(9):1655-1663
- 21 94. Broadbent S, Coutts R. Intermittent and graded exercise effects on NK cell
22 degranulation markers LAMP-1/LAMP-2 and CD8+CD38+ in chronic fatigue
23 syndrome/myalgic encephalomyelitis. *Physiological Reports*. 2017; 5(5):e13091
- 24 95. Broadbent S, Coutts R. The protocol for a randomised controlled trial comparing
25 intermittent and graded exercise to usual care for chronic fatigue syndrome patients.
26 *BMC Sports Science, Medicine and Rehabilitation*. 2013; 5:16
- 27 96. Brooks JM, Daghli J, Wearden AJ. Attributions, distress and behavioural responses
28 in the significant others of people with chronic fatigue syndrome. *Journal of Health*
29 *Psychology*. 2013; 18(10):1288-1295
- 30 97. Brooks SK, Rimes KA, Chalder T. The role of acceptance in chronic fatigue
31 syndrome. *Journal of Psychosomatic Research*. 2011; 71(6):411-415
- 32 98. Broughton J, Harris S, Beasant L, Crawley E, Collin SM. Adult patients' experiences
33 of NHS specialist services for chronic fatigue syndrome (CFS/ME): A qualitative study
34 in England. *BMC Health Services Research*. 2017; 17:384
- 35 99. Brouwers FM, Van Der Werf S, Bleijenberg G, Van Der Zee L, Van Der Meer JW.
36 The effect of a polynutrient supplement on fatigue and physical activity of patients
37 with chronic fatigue syndrome: A double-blind randomized controlled trial. *QJM*. 2002;
38 95(10):677-683
- 39 100. Brown AE, Jones DE, Walker M, Newton JL. Abnormalities of AMPK activation and
40 glucose uptake in cultured skeletal muscle cells from individuals with chronic fatigue
41 syndrome. *PLoS One*. 2015; 10(4):e0122982
- 42 101. Brown MM, Bell DS, Jason LA, Christos C, Bell DE. Understanding long-term
43 outcomes of chronic fatigue syndrome. *Journal of Clinical Psychology*. 2012;
44 68(9):1028-1035
- 45 102. Brown N. Erratum: Clinical and cost-effectiveness of the Lightning Process in addition
46 to specialist medical care for paediatric chronic fatigue syndrome: randomised

- 1 controlled trial. (Archives of Disease in Childhood (2018)103 (155-64) DOI:
2 10.1136/archdischild-2017-313375. Archives of Disease in Childhood. 2019;
3 104(10):e3
- 4 103. Brown RC, Lockwood AH, Sonawane BR. Neurodegenerative diseases: An overview
5 of environmental risk factors. Environmental Health Perspectives. 2005; 113(9):1250-
6 1256
- 7 104. Bruun Wyller V, Bjorneklett A, Brubakk O, Festvag L, Follestad I, Malt U et al.
8 Diagnosis and treatment of chronic fatigue syndrome/myalgic encephalopathy
9 (CFS/ME) 2006. Available from:
10 <https://www.ncbi.nlm.nih.gov/pubmedhealth/PMH0097697/>
- 11 105. Buchachenko A, Bukhvostov A, Ermakov K, Kuznetsov D. Nuclear spin selectivity in
12 enzymatic catalysis: A caution for applied biophysics. Archives of Biochemistry and
13 Biophysics. 2019; 667:30-35
- 14 106. Buchachenko A, Lawler RG. New possibilities for magnetic control of chemical and
15 biochemical reactions. Accounts of Chemical Research. 2017; 50(4):877-884
- 16 107. Buchachenko AL, Kouznetsov DA, Arkhangelsky SE, Orlova MA, Markarian AA. Spin
17 biochemistry: Magnetic ²⁴Mg-²⁵Mg-²⁶Mg isotope effect in mitochondrial ADP
18 phosphorylation. Cell Biochemistry and Biophysics. 2005; 43(2):243-251
- 19 108. Buchachenko AL, Kuznetsov DA, Berdinskii VL. [New mechanisms of biological
20 effects of electromagnetic fields]. Biofizika. 2006; 51(3):545-552
- 21 109. Buchachenko AL, Orlov AP, Kuznetsov DA, Breslavskaya NN. Magnetic isotope and
22 magnetic field effects on the DNA synthesis. Nucleic Acids Research. 2013;
23 41(17):8300-8307
- 24 110. Bülow PH, Hydén L-C. In dialogue with time: Identity and illness in narratives about
25 chronic fatigue. Narrative Inquiry. 2003; 13(1):71-97
- 26 111. Burgess M, Andiappan M, Chalder T. Cognitive behaviour therapy for chronic fatigue
27 syndrome in adults: face to face versus telephone treatment: A randomized controlled
28 trial. Behavioural and Cognitive Psychotherapy. 2012; 40(2):175-191
- 29 112. Burgess M, Chalder T. Cognitive behaviour therapy for adults with chronic fatigue
30 syndrome: outpatient v telephone sessions; a randomised controlled trial. 32nd
31 Congress of the British Association for Behavioural and Cognitive Psychotherapies
32 (jointly with the European Association of Behavioural and Cognitive Therapies); 2004
33 September 7 - 11; Manchester. 2004:205
- 34 113. Burke HE. Handbook of magnetic phenomena. New York, NY. Van Nostrand
35 Reinhold. 1986.
- 36 114. Butland RJ, Pang J, Gross ER, Woodcock AA, Geddes DM. Two-, six-, and 12-
37 minute walking tests in respiratory disease. British Medical Journal (Clinical Research
38 Ed). 1982; 284(6329):1607-1608
- 39 115. Calello M. Two Virginia children diagnosed with polio-like illness AFM. 2018.
40 Available from: [https://eu.newsleader.com/story/news/2018/11/26/two-virginia-kids-
41 diagnosed-polio-like-illness-afm-cdc-virginia-department-health/2115535002/](https://eu.newsleader.com/story/news/2018/11/26/two-virginia-kids-diagnosed-polio-like-illness-afm-cdc-virginia-department-health/2115535002/) Last
42 accessed: 05/12/2019.
- 43 116. Campagnolo N, Johnston S, Collatz A, Staines D, Marshall-Gradisnik S. Dietary and
44 nutrition interventions for the therapeutic treatment of chronic fatigue
45 syndrome/myalgic encephalomyelitis: A systematic review. Journal of Human
46 Nutrition & Dietetics. 2017; 30(3):247-259

- 1 117. Champion P. Should general practitioners manage chronic fatigue syndrome? A
2 controlled trial. 1998. Available from: <https://doi.org/10.1186/ISRCTN78372534> Last
3 accessed: 30/10/2019.
- 4 118. Caplan PJ. Chronic fatigue syndrome: A first-person story. *Women & Therapy*. 2001;
5 23(1):23-43
- 6 119. Carpenter DO. Human disease resulting from exposure to electromagnetic fields.
7 *Reviews on Environmental Health*. 2013; 28(4):159-172
- 8 120. Carruthers BM, Jain AK, De Meirleir KL, Peterson DL, Klimas NG, Lemer AM et al.
9 Myalgic encephalomyelitis/chronic fatigue syndrome: Clinical working case definition,
10 diagnostic and treatment protocols. *Journal of Chronic Fatigue Syndrome*. 2003;
11 11(1):7-115
- 12 121. Carruthers BM, Van de Sande MI. Myalgic encephalomyelitis-adult & pediatric:
13 International Consensus Primer for Medical Practitioners. 2012. Available from:
14 <http://www.investinme.org/index.shtml>
- 15 122. Carruthers BM, van de Sande MI, De Meirleir KL, Klimas NG, Broderick G, Mitchell T
16 et al. Myalgic encephalomyelitis: International Consensus Criteria. *Journal of Internal*
17 *Medicine*. 2011; 270(4):327-338
- 18 123. Casanova C, Celli BR, Barria P, Casas A, Cote C, de Torres JP et al. The 6-min walk
19 distance in healthy subjects: Reference standards from seven countries. *European*
20 *Respiratory Journal*. 2011; 37(1):150-156
- 21 124. Castro-Marrero J, Cordero MD, Segundo MJ, Saez-Francas N, Calvo N, Roman-Malo
22 L et al. Does oral coenzyme Q10 plus NADH supplementation improve fatigue and
23 biochemical parameters in chronic fatigue syndrome? *Antioxidants & Redox*
24 *Signaling*. 2015; 22(8):679-685
- 25 125. Castro-Marrero J, Saez-Francas N, Santillo D, Alegre J. Treatment and management
26 of chronic fatigue syndrome/myalgic encephalomyelitis: All roads lead to Rome.
27 *British Journal of Pharmacology*. 2017; 174(5):345-369
- 28 126. Castro-Marrero J, Saez-Francas N, Segundo MJ, Calvo N, Faro M, Aliste L et al.
29 Effect of coenzyme Q10 plus nicotinamide adenine dinucleotide supplementation on
30 maximum heart rate after exercise testing in chronic fatigue syndrome - A
31 randomized, controlled, double-blind trial. *Clinical Nutrition*. 2016; 35(4):826-834
- 32 127. Catchpole S, Garip G. Acceptance and identity change: an interpretative
33 phenomenological analysis of carers' experiences in myalgic encephalopathy/chronic
34 fatigue syndrome. *Journal of Health Psychology*. 2019;
35 <https://doi.org/10.1177/1359105319834678>
- 36 128. Cella M, Chalder T, White PD. Does the heterogeneity of chronic fatigue syndrome
37 moderate the response to cognitive behaviour therapy? An exploratory study.
38 *Psychotherapy and Psychosomatics*. 2011; 80(6):353-358
- 39 129. Cella M, Stahl D, Reme SE, Chalder T. Therapist effects in routine psychotherapy
40 practice: an account from chronic fatigue syndrome. *Psychotherapy research: Journal*
41 *of the Society for Psychotherapy Research*. 2011; 21(2):168-178
- 42 130. Centers for Disease Control and Prevention. Acute flaccid myelitis. 2019. Available
43 from: [https://www.cdc.gov/acute-flaccid-myelitis/cases-in-](https://www.cdc.gov/acute-flaccid-myelitis/cases-in-us.html?CDC_AA_refVal=https%3A%2F%2Fwww.cdc.gov%2Facute-flaccid-myelitis%2Fafm-cases.html)
44 [us.html?CDC_AA_refVal=https%3A%2F%2Fwww.cdc.gov%2Facute-flaccid-](https://www.cdc.gov/acute-flaccid-myelitis%2Fafm-cases.html)
45 [myelitis%2Fafm-cases.html](https://www.cdc.gov/acute-flaccid-myelitis%2Fafm-cases.html) Last accessed: 04/12/2019.

- 1 131. CFS/ME National Outcomes Database Team, SW London and Surrey CFS service
2 NOD local Surrey. Report on Epsom and St Helier CFS/ME service. University of
3 Bristol, 2016.
- 4 132. CFS/ME Service for South Yorkshire and North Derbyshire. CFS/ME Service for
5 South Yorkshire and North Derbyshire outcomes up to 2018/19: clinical global
6 improvement scale. 2019.
- 7 133. CFS/ME Service for South Yorkshire and North Derbyshire. Feedback after therapy:
8 Summary comparing 2016 (54 replies) and 2018 (47 replies).
- 9 134. CFS/ME Working Group. Chief medical officer report of the CFS/ME working group:
10 Annex 3 patient evidence [Unpublished]. 2002.
- 11 135. Chalder T. Assessing predictors of outcome and mediators of change in chronic
12 fatigue syndrome after cognitive behaviour therapy. *International Journal of*
13 *Behavioural Medicine*. 2010; 17(Suppl 1):228
- 14 136. Chalder T, Berelowitz G, Pawlikowska T, Watts L, Wessely S, Wright D et al.
15 Development of a fatigue scale. *Journal of Psychosomatic Research*. 1993;
16 37(2):147-153
- 17 137. Chalder T, Deary V, Husain K. Family focused cognitive behaviour therapy versus
18 psycho-education for chronic fatigue syndrome in 11-18 year olds: a randomised
19 controlled trial. 32nd Congress of the British Association for Behavioural and
20 Cognitive Psychotherapies (jointly with the European Association of Behavioural and
21 Cognitive Therapies); 2004 September 7 - 11; Manchester. 2004:205
- 22 138. Chalder T, Deary V, Husain K, Walwyn R. Family-focused cognitive behaviour
23 therapy versus psycho-education for chronic fatigue syndrome in 11- to 18-year-olds:
24 A randomized controlled treatment trial. *Psychological Medicine*. 2010; 40(8):1269-
25 1279
- 26 139. Chalder T, Godfrey E, Ridsdale L, King M, Wessely S. Predictors of outcome in a
27 fatigued population in primary care following a randomized controlled trial.
28 *Psychological Medicine*. 2003; 33(2):283-287
- 29 140. Chalder T, Goldsmith KA, White PD, Sharpe M, Pickles AR. Rehabilitative therapies
30 for chronic fatigue syndrome: A secondary mediation analysis of the PACE trial. *The*
31 *Lancet Psychiatry*. 2015; 2(2):141-152
- 32 141. Chalder T, Wallace P, Wessely S. Self-help treatment of chronic fatigue in the
33 community: A randomized controlled trial. *British Journal of Health Psychology*. 1997;
34 2(3):189-197
- 35 142. Chambers D, Bagnall AM, Hempel S, Forbes C. Interventions for the treatment,
36 management and rehabilitation of patients with chronic fatigue syndrome/myalgic
37 encephalomyelitis: An updated systematic review. *Journal of the Royal Society of*
38 *Medicine*. 2006; 99(10):506-520
- 39 143. Chan JS, Ho RT, Chung KF, Wang CW, Yao TJ, Ng SM et al. Qigong exercise
40 alleviates fatigue, anxiety, and depressive symptoms, improves sleep quality, and
41 shortens sleep latency in persons with chronic fatigue syndrome-like illness.
42 *Evidence-Based Complementary and Alternative Medicine*. 2014; 2014:106048
- 43 144. Chan JS, Ho RT, Wang CW, Yuen LP, Sham JS, Chan CL. Effects of qigong exercise
44 on fatigue, anxiety, and depressive symptoms of patients with chronic fatigue
45 syndrome-like illness: A randomized controlled trial. *Evidence-Based Complementary*
46 *and Alternative Medicine*. 2013; 2013:485341

- 1 145. Chan JS, Li A, Ng SM, Ho RT, Xu A, Yao TJ et al. Adiponectin potentially contributes
2 to the antidepressive effects of baduanjin qigong exercise in women with chronic
3 fatigue syndrome-like illness. *Cell Transplantation*. 2017; 26(3):493-501
- 4 146. Chan JSM, Ng S-M, Yuen L-P, Chan CLW. Chapter Five - Qigong exercise for
5 chronic fatigue syndrome. 'In:' Yau S-Y, So K-F, editors. *International Review of*
6 *Neurobiology*. 147: Academic Press. 2019. p. 121-153.
- 7 147. Chan JSM, Ng SM, Yuen LP, Chan CLW. Qigong exercise for chronic fatigue
8 syndrome. *International Review of Neurobiology*. 2019; 147:121-153
- 9 148. Chang CM, Warren JL, Engels EA. Chronic fatigue syndrome and subsequent risk of
10 cancer among elderly US adults. *Cancer*. 2012; 118(23):5929-5936
- 11 149. Chaudhuri A, Condon BR, Gow JW, Brennan D, Hadley DM. Proton magnetic
12 resonance spectroscopy of basal ganglia in chronic fatigue syndrome. *Neuroreport*.
13 2003; 14(2):225-228
- 14 150. Chen GL, Xiao GM, Zheng XL. Observation on therapeutic effect of multiple cupping
15 at back-shu points on chronic fatigue syndrome. *Chinese Acupuncture & Moxibustion*.
16 2008; 28(6):405-407
- 17 151. Chen SS, Liu R, Wu B, Chen S, Guo F, Xue XL et al. Acupuncture on back-shu
18 points of five zang for chronic fatigue syndrome: a randomized control trial. *World*
19 *Journal of Acupuncture - Moxibustion*. 2018; 28(4):237-241
- 20 152. Chen XH, Li LQ, Zhang W, Yang J, Dai YS, Xu DH et al. Randomized controlled
21 study on acupuncture treatment for chronic fatigue syndrome. *Chinese Acupuncture*
22 *& Moxibustion*. 2010; 30(7):533-536
- 23 153. Chernow JR. *The blessing of a curse: An examination of growth and transformation*
24 *from chronic fatigue syndrome*. California. Institute of Transpersonal Psychology.
25 2008
- 26 154. Cheshire A, Ridge D, Clark L, White P. Guided graded exercise self-help for chronic
27 fatigue syndrome: Patient experiences and perceptions *Disability and Rehabilitation*.
28 2020; 42(3):368-377
- 29 155. Chew-Graham C, Brooks J, Wearden A, Dowrick C, Peters S. Factors influencing
30 engagement of patients in a novel intervention for CFS/ME: A qualitative study.
31 *Primary Health Care Research & Development*. 2011; 12(2):112-122
- 32 156. Chew-Graham C, Dowrick C, Wearden A, Richardson V, Peters S. Making the
33 diagnosis of Chronic Fatigue Syndrome/Myalgic Encephalitis in primary care: A
34 qualitative study. *BMC Family Practice*. 2010; 11:16
- 35 157. Chew-Graham CA, Cahill G, Dowrick C, Wearden A, Peters S. Using multiple
36 sources of knowledge to reach clinical understanding of chronic fatigue syndrome.
37 *Annals of Family Medicine*. 2008; 6(4):340-348
- 38 158. Childs K, Krockakova Lerari A, Pattinson P, Smith L, Woodvine K. Parental
39 perspectives of diagnosis and management of ME/CFS in children and young people
40 [Unpublished]. 2019.
- 41 159. Chisholm D, Godfrey E, Ridsdale L, Chalder T, King M, Seed P et al. Chronic fatigue
42 in general practice: Economic evaluation of counselling versus cognitive behaviour
43 therapy. *British Journal of General Practice*. 2001; 51(462):15-18

- 1 160. Cho HJ, Hotopf M, Wessely S. The placebo response in the treatment of chronic
2 fatigue syndrome: A systematic review and meta-analysis. *Psychosomatic Medicine*.
3 2005; 67(2):301-313
- 4 161. Cho JH, Cho CK, Shin JW, Son JY, Kang W, Son CG. Myelophil, an extract mix of
5 Astragali Radix and Salviae Radix, ameliorates chronic fatigue: A randomised,
6 double-blind, controlled pilot study. *Complementary Therapies in Medicine*. 2009;
7 17(3):141-146
- 8 162. Chu L, Valencia IJ, Garvert DW, Montoya JG. Deconstructing post-exertional malaise
9 in myalgic encephalomyelitis/ chronic fatigue syndrome: A patient-centered, cross-
10 sectional survey. *PLoS One*. 2018; 13(6):e0197811
- 11 163. Clark LV, McCrone P, Ridge D, Cheshire A, Vergara-Williamson M, Pesola F et al.
12 Graded exercise therapy guided self-help trial for patients with chronic fatigue
13 syndrome (GETSET): Protocol for a randomized controlled trial and interview study.
14 *JMIR Research Protocols*. 2016; 5(2):e70
- 15 164. Clark LV, Pesola F, Thomas JM, Vergara-Williamson M, Beynon M, White PD.
16 Guided graded exercise self-help plus specialist medical care versus specialist
17 medical care alone for chronic fatigue syndrome (GETSET): A pragmatic randomised
18 controlled trial. *Lancet*. 2017; 390(10092):363-373
- 19 165. Clarke JN. Chronic fatigue syndrome: Gender differences in the search for legitimacy.
20 *Australian and New Zealand Journal of Mental Health Nursing*. 1999; 8(4):123-133
- 21 166. Clarke JN. The search for legitimacy and the "expertization" of the lay person: The
22 case of chronic fatigue syndrome. *Social Work in Health Care*. 2000; 30(3):73-93
- 23 167. Claypoole KH, Noonan C, Mahurin RK, Goldberg J, Erickson T, Buchwald D. A twin
24 study of cognitive function in chronic fatigue syndrome: The effects of sudden illness
25 onset. *Neuropsychology*. 2007; 21(4):507-513
- 26 168. Cleare AJ, Reid S, Chalder T, Hotopf M, Wessely S. Chronic fatigue syndrome.
27 *Clinical Evidence*. 2015;
- 28 169. Cleare AJ, Roberts A, Papadopoulous A, Chalder T, Wessely S. P.6.077 Cognitive
29 behavioural therapy normalises HPA axis dysfunction in chronic fatigue syndrome.
30 *European Neuropsychopharmacology*. 2004; 14(Suppl 3):S389
- 31 170. Clements A, Sharpe M, Simkin S, Borrill J, Hawton K. Chronic fatigue syndrome: A
32 qualitative investigation of patients' beliefs about the illness. *Journal of*
33 *Psychosomatic Research*. 1997; 42(6):615-624
- 34 171. Cliff JM, King EC, Lee JS, Sepulveda N, Wolf AS, Kingdon C et al. Cellular immune
35 function in myalgic encephalomyelitis/chronic fatigue syndrome (ME/CFS). *Frontiers*
36 *in Immunology*. 2019; 10:796
- 37 172. Clinical trial to measure the maximum HR after ReConnect® supplementation vs.
38 Placebo in CFS (ReConnect) [NCT02063126]. 2015. Available from:
39 [https://www.clinicaltrials.gov/ct2/show/NCT02063126?recrs=ae&type=Intr&cond=Cfs](https://www.clinicaltrials.gov/ct2/show/NCT02063126?recrs=ae&type=Intr&cond=Cfs&draw=7)
40 [&draw=7](https://www.clinicaltrials.gov/ct2/show/NCT02063126?recrs=ae&type=Intr&cond=Cfs&draw=7) Last accessed: 29/11/2019.
- 41 173. Cockshell SJ, Mathias JL. Cognitive functioning in chronic fatigue syndrome: A meta-
42 analysis. *Psychological Medicine*. 2010; 40(8):1253-1267
- 43 174. Collard SS, Murphy J. Management of chronic fatigue syndrome/myalgic
44 encephalomyelitis in a pediatric population: a scoping review. *Journal of Child Health*
45 *Care*. 2019; <https://dx.doi.org/10.1177/1367493519864747>

- 1 175. Collin SM, Bakken IJ, Nazareth I, Crawley E, White PD. Health care resource use by
2 patients before and after a diagnosis of chronic fatigue syndrome (CFS/ME): A
3 clinical practice research datalink study. *BMC Family Practice*. 2017; 18(1):60
- 4 176. Collin SM, Bakken IJ, Nazareth I, Crawley E, White PD. Trends in the incidence of
5 chronic fatigue syndrome and fibromyalgia in the UK, 2001-2013: A Clinical Practice
6 Research Datalink study. *Journal of the Royal Society of Medicine*. 2017; 110(6):231-
7 244
- 8 177. Collin SM, Crawley E. Specialist treatment of chronic fatigue syndrome/ME: A cohort
9 study among adult patients in England. *BMC Health Services Research*. 2017;
10 17(1):488
- 11 178. Collin SM, Crawley E, May MT, Sterne JA, Hollingworth W, UK CFS/ME National
12 Outcomes Database. The impact of CFS/ME on employment and productivity in the
13 UK: A cross-sectional study based on the CFS/ME national outcomes database. *BMC*
14 *Health Services Research*. 2011; 11:217
- 15 179. Collin SM, Heron J, Nikolaus S, Knoop H, Crawley E. Chronic fatigue syndrome
16 (CFS/ME) symptom-based phenotypes and 1-year treatment outcomes in two clinical
17 cohorts of adult patients in the UK and The Netherlands. *Journal of Psychosomatic*
18 *Research*. 2018; 104:29-34
- 19 180. Collin SM, Nikolaus S, Heron J, Knoop H, White PD, Crawley E. Chronic fatigue
20 syndrome (CFS) symptom-based phenotypes in two clinical cohorts of adult patients
21 in the UK and The Netherlands. *Journal of Psychosomatic Research*. 2016; 81:14-23
- 22 181. Collin SM, Nuevo R, van de Putte EM, Nijhof SL, Crawley E. Chronic fatigue
23 syndrome (CFS) or myalgic encephalomyelitis (ME) is different in children compared
24 to in adults: A study of UK and Dutch clinical cohorts. *BMJ Open*. 2015;
25 5(10):e008830
- 26 182. Collin SM, Sterne JA, Hollingworth W, May MT, Crawley E. Equity of access to
27 specialist chronic fatigue syndrome (CFS/ME) services in England (2008-2010): A
28 national survey and cross-sectional study. *BMJ Open*. 2012; 2:e001417
- 29 183. Comhaire F. Treating patients suffering from myalgic encephalopathy/chronic fatigue
30 syndrome (ME/CFS) with sodium dichloroacetate: An open-label, proof-of-principle
31 pilot trial. *Medical Hypotheses*. 2018; 114:45-48
- 32 184. Cook DB, Light AR, Light KC, Broderick G, Shields MR, Dougherty RJ et al. Neural
33 consequences of post-exertion malaise in myalgic encephalomyelitis/chronic fatigue
34 syndrome. *Brain, Behavior, and Immunity*. 2017; 62:87-99
- 35 185. Cooper M. North of Tyne CFS/ME service evaluation report: October 2018-January
36 2019. The New Castle Upon Tyne Hospitals NHS Foundation Trust, 2019.
- 37 186. Corbitt M, Campagnolo N, Staines D, Marshall-Gradisnik S. A systematic review of
38 probiotic interventions for gastrointestinal symptoms and irritable bowel syndrome in
39 chronic fatigue syndrome/myalgic encephalomyelitis (CFS/ME). *Probiotics &*
40 *Antimicrobial Proteins*. 2018; 10(3):466-477
- 41 187. Corsius LAMM, Crijnen BGPJM, Hogeweg AA, Kuijper JSM. Zorg voor
42 beterebehandeling bij ME. Enquête onder ME-patiënten naar hun ervaringen met
43 behandelingen bij ME. 2019. Available from: [https://www.me-
44 cvsvereniging.nl/sites/default/files/documenten/Rapport%20Zorg%20voor%20betere
45 %20behandeling.pdf](https://www.me-cvsvereniging.nl/sites/default/files/documenten/Rapport%20Zorg%20voor%20betere%20behandeling.pdf)
- 46 188. Costa DC, Tannock C, Brostoff J. Brainstem perfusion is impaired in chronic fatigue
47 syndrome. *QJM*. 1995; 88(11):767-773

- 1 189. Costello NL. Emotional expression and trauma: Relationships to optimism, coping,
2 neuroendocrine, and immune system functioning. Miami. Univeristy of Miami. 1998
- 3 190. Courtois I, Cools F, Calsius J. Effectiveness of body awareness interventions in
4 fibromyalgia and chronic fatigue syndrome: A systematic review and meta-analysis.
5 Pain Practice. 2014; 14(Suppl 1):45
- 6 191. Courtois I, Cools F, Calsius J. Effectiveness of body awareness interventions in
7 fibromyalgia and chronic fatigue syndrome: A systematic review and meta-analysis.
8 Journal of Bodywork and Movement Therapies. 2015; 19(1):35-56
- 9 192. Cox IM, Campbell MJ, Dowson D. Red blood cell magnesium and chronic fatigue
10 syndrome. Lancet. 1991; 337(8744):757-760
- 11 193. Crawford J. Internet-based CBT for adolescents with chronic fatigue syndrome.
12 Lancet. 2012; 380(9841):561-562
- 13 194. Crawford JS. Effect of a demanding cognitive task on neuropsychological
14 performance in myalgic encephalomyelitis / chronic fatigue syndrome (ME/CFS) and
15 Persian Gulf War illness (GWI). Proceedings of the British Psychological Society.
16 2010; 18(1)
- 17 195. Crawford JS, Reeves A. The patient's voice: An exploration of what aids or hinders
18 patients with myalgic encephalomyelitis/chronic fatigue syndrome (ME/CFS) in the
19 counselling process? Proceedings of the British Psychological Society. 2012; 20(1)
- 20 196. Crawley E. Comparing specialist medical care with specialist medical care plus the
21 Lightning Process for Chronic Fatigue Syndrome or Myalgic Encephalopathy
22 (CFS/ME) - A randomised controlled trial. 2012. Available from:
23 <http://www.isrctn.com/ISRCTN81456207> Last accessed: 29/10/2019.
- 24 197. Crawley E, Collin SM, White PD, Rimes K, Sterne JA, May MT et al. Treatment
25 outcome in adults with chronic fatigue syndrome: A prospective study in England
26 based on the CFS/ME National Outcomes Database. QJM. 2013; 106(6):555-565
- 27 198. Crawley E, Hunt L, Stallard P. Anxiety in children with CFS/ME. European Child and
28 Adolescent Psychiatry. 2009; 18(11):683-689
- 29 199. Crawley E, Mills N, Beasant L, Johnson D, Collin SM, Deans Z et al. The feasibility
30 and acceptability of conducting a trial of specialist medical care and the Lightning
31 Process in children with chronic fatigue syndrome: feasibility randomized controlled
32 trial (SMILE study). Trials. 2013; 14:415
- 33 200. Crawley E, Mills N, Hollingworth W, Deans Z, Sterne JA, Donovan JL et al.
34 Comparing specialist medical care with specialist medical care plus the Lightning
35 Process for chronic fatigue syndrome or myalgic encephalomyelitis (CFS/ME): Study
36 protocol for a randomised controlled trial (SMILE Trial). Trials. 2013; 14:444
- 37 201. Crawley E, Sterne JA. Association between school absence and physical function in
38 paediatric chronic fatigue syndrome/myalgic encephalopathy. Archives of Disease in
39 Childhood. 2009; 94(10):752-756
- 40 202. Crawley EM, Emond AM, Sterne JA. Unidentified chronic fatigue syndrome/myalgic
41 encephalomyelitis (CFS/ME) is a major cause of school absence: Surveillance
42 outcomes from school-based clinics. BMJ Open. 2011; 1:e000252
- 43 203. Crawley EM, Gaunt DM, Garfield K, Hollingworth W, Sterne JAC, Beasant L et al.
44 Clinical and cost-effectiveness of the Lightning Process in addition to specialist
45 medical care for paediatric chronic fatigue syndrome: Randomised controlled trial.
46 Archives of Disease in Childhood. 2018; 103(2):155-164

- 1 204. Crowhurst G. Supporting people with severe myalgic encephalomyelitis. *Nursing*
2 *Standard*. 2005; 19(21):38-43
- 3 205. Crowhurst G, Crowhurst L. A survey of severe ME patients in Norfolk and Suffolk,
4 November 2007. 2007.
- 5 206. Currell S. North of Tyne CFS/ME rehabilitation and management team: Service
6 evaluation 2017/18. The Newcastle Upon Tyne Hospitals NHS Foundation Trust.
- 7 207. Dannaway J, New CC, New CH, Maher CG. Exercise therapy is a beneficial
8 intervention for chronic fatigue syndrome (PEDro synthesis). *British Journal of Sports*
9 *Medicine*. 2018; 52(8):542-543
- 10 208. DARPA. RadioBio: What role does electromagnetic signaling have in biological
11 systems? 2017. Available from: <https://www.darpa.mil/news-events/2017-02-07> Last
12 accessed: 04/12/2019.
- 13 209. Davenport TE, Lehnen M, Stevens SR, VanNess JM, Stevens J, Snell CR.
14 Chronotropic intolerance: An overlooked determinant of symptoms and activity
15 limitation in myalgic encephalomyelitis/chronic fatigue syndrome? *Frontiers in*
16 *Pediatrics*. 2019; 7:82
- 17 210. Davenport TE, Stevens SR, Baroni K, Van Ness JM, Snell CR. Reliability and validity
18 of Short Form 36 Version 2 to measure health perceptions in a sub-group of
19 individuals with fatigue. *Disability and Rehabilitation*. 2011; 33(25-26):2596-2604
- 20 211. Davenport TE, Stevens SR, Baroni K, Van Ness M, Snell CR. Diagnostic accuracy of
21 symptoms characterising chronic fatigue syndrome. *Disability and Rehabilitation*.
22 2011; 33(19-20):1768-1775
- 23 212. Davenport TE, Stevens SR, VanNess JM, Stevens J, Snell CR. Checking our blind
24 spots: Current status of research evidence summaries in ME/CFS. *British Journal of*
25 *Sports Medicine*. 2019; 53(19):1198
- 26 213. Davenport TE, Stevens SR, VanNess MJ, Snell CR, Little T. Conceptual model for
27 physical therapist management of chronic fatigue syndrome/myalgic
28 encephalomyelitis. *Physical Therapy*. 2010; 90(4):602-614
- 29 214. Davies S, Crawley E. Chronic fatigue syndrome in children aged 11 years old and
30 younger. *Archives of Disease in Childhood*. 2008; 93(5):419-421
- 31 215. Davison KP, Pennebaker JW. Virtual narratives: Illness representations in online
32 support groups. 'In:' Weinman JA, editor. *Perceptions of health and illness: Current*
33 *research and applications*: Harwood Academic Publishers, Amsterdam. 1997. p. 463-
34 486, Chapter ix, 501 Pages.
- 35 216. De Becker P, McGregor N, De Meirleir K. A definition-based analysis of symptoms in
36 a large cohort of patients with chronic fatigue syndrome. *Journal of Internal Medicine*.
37 2001; 250(3):234-240
- 38 217. De Becker P, Nijs J, Van Hoof E, McGregor N, De Meirleir K. A double-blind,
39 placebo-controlled study of acetylcysteine in combination with amino acids in patients with
40 chronic fatigue syndrome. *AHMF Proceedings, "Myalgic Encephalopathy/Chronic*
41 *Fatigue Syndrome 'The Medical Practitioners' Challenge In 2001"*. 2001;
- 42 218. De Becker P, Roeykens J, Reynders M, McGregor N, De Meirleir K. Exercise
43 capacity in chronic fatigue syndrome. *Archives of Internal Medicine*. 2000;
44 160(21):3270-3277

- 1 219. de Carvalho Leite JC, de LDM, Killett A, Kale S, Nacul L, McArthur M et al. Social
2 support needs for equity in health and social care: a thematic analysis of experiences
3 of people with chronic fatigue syndrome/myalgic encephalomyelitis. *International*
4 *Journal for Equity in Health*. 2011; 10:46
- 5 220. de Lange FP, Koers A, Kalkman JS, Bleijenberg G, Hagoort P, van der Meer JW et
6 al. Increase in prefrontal cortical volume following cognitive behavioural therapy in
7 patients with chronic fatigue syndrome. *Brain*. 2008; 131(Pt 8):2172-2180
- 8 221. De Silva RE, Bayliss K, Riste L, Chew-Graham CA. Diagnosing chronic fatigue
9 syndrome in south asians: Lessons from a secondary analysis of a uk qualitative
10 study. *Journal of Family Medicine & Primary Care*. 2013; 2(3):277-282
- 11 222. de Vega WC, Herrera S, Vernon SD, McGowan PO. Epigenetic modifications and
12 glucocorticoid sensitivity in myalgic encephalomyelitis/chronic fatigue syndrome
13 (ME/CFS). *BMC Medical Genomics*. 2017; 10(1):11
- 14 223. Deale A. CBT versus relaxation for chronic fatigue syndrome: outcome at 5 year
15 follow-up. *National Research Register*. 1999;
- 16 224. Deale A, Chalder T, Marks I, Wessely S. Cognitive behavior therapy for chronic
17 fatigue syndrome: A randomized controlled trial. *American Journal of Psychiatry*.
18 1997; 154(3):408-414
- 19 225. Deale A, Chalder T, Marks I, Wessely S. Cognitive behaviour therapy for chronic
20 fatigue syndrome: a randomised controlled trial. *South Thames Research And*
21 *Development, Open Day, Feb 28, 1996*. 1996;
- 22 226. Deale A, Chalder T, Wessely S. Illness beliefs and treatment outcome in chronic
23 fatigue syndrome. *Journal of Psychosomatic Research*. 1998; 45(1):77-83
- 24 227. Deale A, Husain K, Chalder T, Wessely S. Long-term outcome of cognitive behavior
25 therapy versus relaxation therapy for chronic fatigue syndrome: A 5-year follow-up
26 study. *American Journal of Psychiatry*. 2001; 158(12):2038-2042
- 27 228. Deftereos SN, Vernon SD, Persidis A. Current therapeutic strategies for myalgic
28 encephalomyelitis/chronic fatigue syndrome: Results of an online survey. *Fatigue:*
29 *Biomedicine, Health and Behavior*. 2016; 4(1):39-51
- 30 229. DeLuca J, Christodoulou C, Diamond BJ, Rosenstein ED, Kramer N, Ricker JH et al.
31 The Nature of Memory Impairment in Chronic Fatigue Syndrome. *Rehabilitation*
32 *Psychology*. 2004; 49(1):62-70
- 33 230. Dennison L, Stanbrook R, Moss-Morris R, Yardley L, Chalder T. Cognitive
34 behavioural therapy and psycho-education for chronic fatigue syndrome in young
35 people: Reflections from the families' perspective. *British Journal of Health*
36 *Psychology*. 2010; 15(Pt 1):167-183
- 37 231. Devasahayam A, Lawn T, Murphy M, White PD. Alternative diagnoses to chronic
38 fatigue syndrome in referrals to a specialist service: Service evaluation survey. *JRSM*
39 *Short Reports*. 2012; 3:4
- 40 232. Devendorf AR, Jackson CT, Sunnquist M, Jason LA. Approaching recovery from
41 myalgic encephalomyelitis and chronic fatigue syndrome: Challenges to consider in
42 research and practice *Journal of Health Psychology*. 2019; 24(10):1412-1424
- 43 233. Devendorf AR, Jackson CT, Sunnquist M, Jason LA. Defining and measuring
44 recovery from myalgic encephalomyelitis and chronic fatigue syndrome: The
45 physician perspective. *Disability and Rehabilitation*. 2017; 41(2):158-165

- 1 234. Devendorf AR, McManimen SL, Jason LA. Suicidal ideation in non-depressed
2 individuals: The effects of a chronic, misunderstood illness. *Journal of Health*
3 *Psychology*. 2018; <https://doi.org/10.1177/1359105318785450>
- 4 235. Diao YL, Sun WN, He YQ, Leung SW, Siu YM. Equivalent magnetic vector potential
5 model for low-frequency magnetic exposure assessment. *Physics in Medicine and*
6 *Biology*. 2017; 62(19):7905-7922
- 7 236. Dobson J. Magnetic properties of biological material. *Bioengineering and biophysical*
8 *aspects of electromagnetic fields*. 3rd ed: CRC Press,. 2007.
- 9 237. Donalek JG. When a parent is chronically ill: Chronic fatigue syndrome. *Nursing*
10 *Research*. 2009; 58(5):332-339
- 11 238. Dougall D, Johnson A, Goldsmith K, Sharpe M, Angus B, Chalder T et al. Adverse
12 events and deterioration reported by participants in the PACE trial of therapies for
13 chronic fatigue syndrome. *Journal of Psychosomatic Research*. 2014; 77(1):20-26
- 14 239. Doukrou M, Hiremath S, Ferin K, Jones S, Begent J, Segal T. G612(P)
15 Characterisation of population, review of service provision, and outcomes for young
16 people with chronic fatigue syndrome in a tertiary care inpatient setting. *Archives of*
17 *Disease in Childhood*. 2019; 104(Suppl 2):A247-A247
- 18 240. Dowsett EG, Colby J. Long-term sickness absence due to ME/CFS in UK schools: An
19 epidemiological study with medical and educational implications. *Journal of Chronic*
20 *Fatigue Syndrome*. 1997; 3(2):29-42
- 21 241. Drachler MdL, Leite JC, Hooper L, Hong CS, Pheby D, Nacul L et al. The expressed
22 needs of people with chronic fatigue syndrome/myalgic encephalomyelitis: A
23 systematic review. *BMC Public Health*. 2009; 9:458
- 24 242. Duyn JH, Schenck J. Contributions to magnetic susceptibility of brain tissue. *NMR in*
25 *Biomedicine*. 2017; 30(4):1-37
- 26 243. Dybwad MH, Frøslie KF, Stanghelle JK. Work capacity, fatigue and health related
27 quality of life in patients with myalgic encephalopathy or chronic fatigue syndrome,
28 before and after qigong therapy, a randomized controlled study. Oslo. Univeristy of
29 Oslo. 2007
- 30 244. Dyda A, Stelzer-Braid S, Adam D, Chughtai AA, MacIntyre CR. The association
31 between acute flaccid myelitis (AFM) and Enterovirus D68 (EV-D68) - what is the
32 evidence for causation? *Euro Surveillance*. 2018; 23(3):17-00310
- 33 245. Edmonds M, McGuire H, Price JR. Exercise therapy for chronic fatigue syndrome.
34 *Cochrane Database of Systematic Reviews* 2004, Issue 3. Art. No.: CD003200. DOI:
35 <https://doi.org/10.1002/14651858.CD003200.pub2>.
- 36 246. Edwards CR, Thompson AR, Blair A. An 'overwhelming illness': Women's
37 experiences of learning to live with chronic fatigue syndrome/myalgic
38 encephalomyelitis. *Journal of Health Psychology*. 2007; 12(2):203-214
- 39 247. Effective Health Care Program: Agency for Healthcare Research and Quality
40 (AHRQ). Diagnosis and treatment of myalgic encephalomyelitis/chronic fatigue
41 syndrome. U.S. Department of Health & Human Services, 2014. Available from:
42 [https://effectivehealthcare.ahrq.gov/sites/default/files/pdf/chronic-fatigue_research-](https://effectivehealthcare.ahrq.gov/sites/default/files/pdf/chronic-fatigue_research-protocol.pdf)
43 [protocol.pdf](https://effectivehealthcare.ahrq.gov/sites/default/files/pdf/chronic-fatigue_research-protocol.pdf)
- 44 248. Emerge Australia. Health and wellbeing survey 2018. 2018.

- 1 249. Emerge Australia. Health and wellbeing survey 2019. 2019. Available from:
2 <https://www.emerge.org.au/health-and-wellbeing-survey-report>
- 3 250. Encephalitis Society. What is encephalitis? 2017. Available from:
4 <https://www.encephalitis.info/what-is-encephalitis> Last accessed: 29/11/2019.
- 5 251. Eroshenko E, Belov A, Mavromichalaki H, Mariatos G, Oleneva V, Plainaki C et al.
6 Cosmic-ray variations during the two greatest bursts of solar activity in the 23rd solar
7 cycle. *Solar Physics*. 2004; 224(1):345-358
- 8 252. Everett T, Fulton C. An exploration of secondary school teachers' beliefs and
9 attitudes about adolescent children with chronic fatigue syndrome. *Support for*
10 *Learning*. 2002; 17(1):27-33
- 11 253. Evidence submissions to Health Select Committee Inquiry into aspects of the work of
12 the National Institute for Health and Clinical Excellence (NICE). House of Commons,
13 2017. Available from:
14 <https://publications.parliament.uk/pa/cm200607/cmselect/cmhealth/503/503we01.htm>
- 15 254. Executive Summary from Forward ME of survey conducted by Prof. Helen Dawes.
16 2019. Available from: [http://www.mereseach.org.uk/wp-](http://www.mereseach.org.uk/wp-content/uploads/2019/04/Amended-Final-Consolidated-Report.pdf)
17 [content/uploads/2019/04/Amended-Final-Consolidated-Report.pdf](http://www.mereseach.org.uk/wp-content/uploads/2019/04/Amended-Final-Consolidated-Report.pdf)
- 18 255. Falk Hvidberg M, Brinth LS, Olesen AV, Petersen KD, Ehlers L. The health-related
19 quality of life for patients with myalgic encephalomyelitis / chronic fatigue syndrome
20 (ME/CFS). *PloS One*. 2015; 10(7):e0132421
- 21 256. Faulkner G. In the expectation of recovery: Misleading medical research and welfare
22 reform. The centre for Welfare Reform, 2016. Available from:
23 [https://www.centreforwelfarereform.org/uploads/attachment/492/in-the-expectation-of-](https://www.centreforwelfarereform.org/uploads/attachment/492/in-the-expectation-of-recovery.pdf)
24 [recovery.pdf](https://www.centreforwelfarereform.org/uploads/attachment/492/in-the-expectation-of-recovery.pdf)
- 25 257. Ferrar KE, Smith AE, Davison K. Pacing, conventional physical activity and active
26 video games to increase physical activity for adults with myalgic
27 encephalomyelitis/chronic fatigue syndrome: Protocol for a pilot randomized
28 controlled trial. *JMIR Research Protocols*. 2017; 6(8):e117
- 29 258. Field TM, Sunshine W, Hernandez-Reif M, Quintino O, Schanberg S, Kuhn C et al.
30 Massage therapy effects on depression and somatic symptoms in chronic fatigue
31 syndrome. *Journal of the chronic fatigue syndrome*. 1997; 3(3):43-51
- 32 259. Fisher H, Crawley E. Why do young people with CFS/ME feel anxious? A qualitative
33 study. *Clinical Child Psychology and Psychiatry*. 2013; 18(4):556-573
- 34 260. Fisk JD, Ritvo PG, Ross L, Haase DA, Marrie TJ, Schlech WF. Measuring the
35 functional impact of fatigue: Initial validation of the fatigue impact scale. *Clinical*
36 *Infectious Diseases*. 1994; 18(Suppl 1):S79-83
- 37 261. Flo E, Chalder T. Prevalence and predictors of recovery from chronic fatigue
38 syndrome in a routine clinical practice. *Behaviour Research and Therapy*. 2014; 63:1-
39 8
- 40 262. Fluge O, Mella O, Bruland O, Risa K, Dyrstad SE, Alme K et al. Metabolic profiling
41 indicates impaired pyruvate dehydrogenase function in myalgic
42 encephalopathy/chronic fatigue syndrome. *JCI Insight*. 2016; 1(21):e89376
- 43 263. Fluge O, Rekeland IG, Lien K, Thurmer H, Borchgrevink PC, Schafer C et al. B-
44 Lymphocyte depletion in patients with myalgic encephalomyelitis/chronic fatigue
45 syndrome: A randomized, double-blind, placebo-controlled trial. *Annals of Internal*
46 *Medicine*. 2019; 170(9):585-593

- 1 264. Fluge O, Risa K, Lunde S, Alme K, Rekeland IG, Sapkota D et al. B-Lymphocyte
2 Depletion in Myalgic Encephalopathy/ Chronic Fatigue Syndrome. An Open-Label
3 Phase II Study with Rituximab Maintenance Treatment. *PloS One*. 2015;
4 10(7):e0129898
- 5 265. Forsyth LM, Preuss HG, MacDowell AL, Chiazze L, Jr., Birkmayer GD, Bellanti JA.
6 Therapeutic effects of oral NADH on the symptoms of patients with chronic fatigue
7 syndrome. *Annals of Allergy, Asthma, and Immunology*. 1999; 82(2):185-191
- 8 266. Fowler T, Duthie P, Thapar A, Farmer A. The definition of disabling fatigue in children
9 and adolescents. *BMC Family Practice*. 2005; 6:33
- 10 267. Franklin JD, Atkinson G, Atkinson JM, Batterham AM. Peak oxygen uptake in chronic
11 fatigue syndrome/myalgic encephalomyelitis: A meta-analysis. *International Journal of
12 Sports Medicine*. 2018; 40(2):77-87
- 13 268. Friedberg F, Adamowicz J, Caikauskaite I, Seva V, Napoli A. Efficacy of two delivery
14 modes of behavioral self-management in severe chronic fatigue syndrome. *Fatigue:
15 Biomedicine, Health and Behavior*. 2016; 4(3):158-174
- 16 269. Friedberg F, Coronel J, Seva V, Adamowicz JL, Napoli A. Participant attributions for
17 global change ratings in unexplained chronic fatigue and chronic fatigue syndrome.
18 *Journal of Health Psychology*. 2016; 21(5):690-698
- 19 270. Friedberg F, Jason LA. Clinical interview with a CFS patient. *Understanding chronic
20 fatigue syndrome: An empirical guide to assessment and treatment: American
21 Psychological Association, Washington, DC*. 1998. p. 169-186, Chapter xvii, 266
22 Pages.
- 23 271. Friedberg F, Krupp LB. A comparison of cognitive behavioral treatment for chronic
24 fatigue syndrome and primary depression. *Clinical Infectious Diseases*. 1994;
25 18(Suppl 1):S105-110
- 26 272. Friedberg F, Napoli A, Coronel J, Adamowicz J, Seva V, Caikauskaite I et al. Chronic
27 fatigue self-management in primary care: A randomized trial. *Psychosomatic
28 Medicine*. 2013; 75(7):650-657
- 29 273. Fukuda S, Nojima J, Kajimoto O, Yamaguti K, Nakatomi Y, Kuratsune H et al.
30 Ubiquinol-10 supplementation improves autonomic nervous function and cognitive
31 function in chronic fatigue syndrome. *Biofactors*. 2016; 42(4):431-440
- 32 274. Fulcher KY, White PD. Randomised controlled trial of graded exercise in patients with
33 the chronic fatigue syndrome. *British Medical Journal*. 1997; 314(7095):1647-1652
- 34 275. Galeoto G, Sansoni J, Valenti D, Mollica R, Valente D, Parente M et al. The effect of
35 physiotherapy on fatigue and physical functioning in chronic fatigue syndrome
36 patients: A systematic review. *Clinica Terapeutica*. 2018; 169(4):e184-e188
- 37 276. Gan C, Gargaro J, Brandys C, Gerber G, Boschen K. Family caregivers' support
38 needs after brain injury: A synthesis of perspectives from caregivers, programs, and
39 researchers. *NeuroRehabilitation*. 2010; 27(1):5-18
- 40 277. Garner R, Baraniuk JN. Orthostatic intolerance in chronic fatigue syndrome. *Journal
41 of Translational Medicine*. 2019; 17:185
- 42 278. Geraghty K, Hann M, Kurtev S. Myalgic encephalomyelitis/chronic fatigue syndrome
43 patients' reports of symptom changes following cognitive behavioural therapy, graded
44 exercise therapy and pacing treatments: Analysis of a primary survey compared with
45 secondary surveys. *Journal of Health Psychology*. 2017; 24(10):1318-1333

- 1 279. Geraghty K, Jason L, Sunnquist M, Tuller D, Blease C, Adeniji C. The 'cognitive
2 behavioural model' of chronic fatigue syndrome: Critique of a flawed model. *Health
3 Psychology Open*. 2019; 6(1):1-14
- 4 280. Geraghty KJ, Adeniji C. The importance of accurate diagnosis of ME/CFS in children
5 and adolescents: A commentary. *Frontiers in Pediatrics*. 2019; 6:435
- 6 281. Geraghty KJ, Blease C. Cognitive behavioural therapy in the treatment of chronic
7 fatigue syndrome: A narrative review on efficacy and informed consent. *Journal of
8 Health Psychology*. 2018; 23(1):127-138
- 9 282. Geraghty KJ, Blease C. Myalgic encephalomyelitis/chronic fatigue syndrome and the
10 biopsychosocial model: A review of patient harm and distress in the medical
11 encounter *Disability and Rehabilitation*. 2019; 41(25):3092-3102
- 12 283. Geraghty KJ, Esmail A. Chronic fatigue syndrome: Is the biopsychosocial model
13 responsible for patient dissatisfaction and harm? *British Journal of General Practice*.
14 2016; 66(649):437-438
- 15 284. Ghatineh S, Vink M. FITNET's internet-based cognitive behavioural therapy is
16 ineffective and may impede natural recovery in adolescents with myalgic
17 encephalomyelitis/chronic fatigue syndrome. A review. *Behavioral Sciences*. 2017;
18 7(3):11
- 19 285. Gibson SLM, Gibson RG. A multidimensional treatment plan for chronic fatigue
20 syndrome. *Journal of Nutritional and Environmental Medicine*. 1999; 9(1):47-54
- 21 286. Gielissen MF, Knoop H, Servaes P, Kalkman JS, Huibers MJ, Verhagen S et al.
22 Differences in the experience of fatigue in patients and healthy controls: Patients'
23 descriptions. *Health & Quality of Life Outcomes*. 2007; 5:36
- 24 287. Gieré R. Magnetite in the human body: Biogenic vs. anthropogenic. *Proceedings of
25 the National Academy of Sciences*. 2016; 113(43):11986-11987
- 26 288. Gilder SA, Wack M, Kaub L, Roud SC, Petersen N, Heinsen H et al. Distribution of
27 magnetic remanence carriers in the human brain. *Scientific Reports*. 2018; 8:11363
- 28 289. Gilje AM, Soderlund A, Malterud K. Obstructions for quality care experienced by
29 patients with chronic fatigue syndrome (CFS)--a case study. *Patient Education and
30 Counseling*. 2008; 73(1):36-41
- 31 290. Gladwell PW, Pheby D, Rodriguez T, Poland F. Use of an online survey to explore
32 positive and negative outcomes of rehabilitation for people with CFS/ME. *Disability
33 and Rehabilitation*. 2014; 36(5):387-394
- 34 291. Godfrey E. Aspects of the therapeutic alliance associated with a good outcome, An
35 analysis of the process of therapy taken from a randomised controlled trial of CBT
36 versus counselling for patients with chronic fatigue in primary care. 28th Annual
37 Conference of the British Association for Behavioural and Cognitive Psychotherapies;
38 2000 July 19 - 22, London. 2000;
- 39 292. Goedendorp MM, Knoop H, Schippers GM, Bleijenberg G. The lifestyle of patients
40 with chronic fatigue syndrome and the effect on fatigue and functional impairments.
41 *Journal of Human Nutrition & Dietetics*. 2009; 22(3):226-231
- 42 293. Goldsmith LP, Dunn G, Bentall RP, Lewis SW, Wearden AJ. Therapist effects and the
43 impact of early therapeutic alliance on symptomatic outcome in chronic fatigue
44 syndrome. *PloS One*. 2015; 10(12):e0144623

- 1 294. Gordon BA, Knapman LM, Lubitz L. Graduated exercise training and progressive
2 resistance training in adolescents with chronic fatigue syndrome: A randomized
3 controlled pilot study. *Clinical Rehabilitation*. 2010; 24(12):1072-1079
- 4 295. Gotts ZM, Newton JL, Ellis JG, Deary V. The experience of sleep in chronic fatigue
5 syndrome: A qualitative interview study with patients. *British Journal of Health
6 Psychology*. 2016; 21(1):71-92
- 7 296. Gray ML, Fossey EM. Illness experience and occupations of people with chronic
8 fatigue syndrome. *Australian Occupational Therapy Journal*. 2003; 50(3):127-136
- 9 297. Groeger D, O'Mahony L, Murphy EF, Bourke JF, Dinan TG, Kiely B et al.
10 *Bifidobacterium infantis* 35624 modulates host inflammatory processes beyond the
11 gut. *Gut Microbes*. 2013; 4(4):325-339
- 12 298. Guise J, McVittie C, McKinlay A. A discourse analytic study of ME/CFS (chronic
13 fatigue syndrome) sufferers' experiences of interactions with doctors. *Journal of
14 Health Psychology*. 2010; 15(3):426-435
- 15 299. Guise J, Widdicombe S, McKinlay A. 'What is it like to have ME?': The discursive
16 construction of ME in computer-mediated communication and face-to-face interaction.
17 *Health: An Interdisciplinary Journal for the Social Study of Health, Illness & Medicine*.
18 2007; 11(1):87-108
- 19 300. Guo FC, Guo YJ. Clinical research of combined traditional chinese and western
20 medicine in the treatment of chronic fatigue syndrome. *China Journal of Chinese
21 Medicine*. 2015; 30(1):133-135
- 22 301. Guo J. Chronic fatigue syndrome treated by acupuncture and moxibustion in
23 combination with psychological approaches in 310 cases. *Journal of Traditional
24 Chinese Medicine*. 2007; 27(2):92-95
- 25 302. Haig-Ferguson A, Loades M, Whittle C, Read R, Higson-Sweeney N, Beasant L et al.
26 "It's not one size fits all"; the use of videoconferencing for delivering therapy in a
27 Specialist Paediatric Chronic Fatigue Service. *Internet Interventions*. 2019; 15:43-51
- 28 303. Haig-Ferguson A, Tucker P, Eaton N, Hunt L, Crawley E. Memory and attention
29 problems in children with chronic fatigue syndrome or myalgic encephalopathy.
30 *Archives of Disease in Childhood*. 2009; 94(10):757-762
- 31 304. Halapy E, Parlor M. Trends in the Canadian Community Health Survey Data - 2005,
32 2010, 2014. *Quest*. 2017; 112(Fall)
- 33 305. Hall DL, Lattie EG, Milrad SF, Czaja S, Fletcher MA, Klimas N et al. Telephone-
34 administered versus live group cognitive behavioral stress management for adults
35 with CFS. *Journal of Psychosomatic Research*. 2017; 93:41-47
- 36 306. Hannon K, Peters S, Fisher L, Riste L, Wearden A, Lovell K et al. Developing
37 resources to support the diagnosis and management of chronic fatigue
38 syndrome/myalgic encephalitis (CFS/ME) in primary care: A qualitative study. *BMC
39 Family Practice*. 2012; 13:93
- 40 307. Harada ND, Chiu V, Stewart AL. Mobility-related function in older adults: Assessment
41 with a 6-minute walk test. *Archives of Physical Medicine and Rehabilitation*. 1999;
42 80(7):837-841
- 43 308. Hareide L, Finset A, Wyller VB. Chronic fatigue syndrome: A qualitative investigation
44 of young patient's beliefs and coping strategies. *Disability and Rehabilitation*. 2011;
45 33(23-24):2255-2263

- 1 309. Harland MR, Parslow RM, Anderson N, Byrne D, Crawley E. Paediatric chronic
2 fatigue syndrome patients' and parents' perceptions of recovery. *BMJ Paediatrics*
3 *Open*. 2019; 3(1):e000525
- 4 310. Harris K, Band RJ, Cooper H, Macintyre VG, Mejia A, Wearden AJ. Distress in
5 significant others of patients with chronic fatigue syndrome: A systematic review of
6 the literature. *British Journal of Health Psychology*. 2016; 21(4):881-893
- 7 311. Harris S, Gilbert M, Beasant L, Linney C, Broughton J, Crawley E. A qualitative
8 investigation of eating difficulties in adolescents with chronic fatigue
9 syndrome/myalgic encephalomyelitis. *Clinical Child Psychology and Psychiatry*. 2017;
10 22(1):128-139
- 11 312. Hart B, Grace VM. Fatigue in chronic fatigue syndrome: A discourse analysis of
12 women's experiential narratives. *Health Care for Women International*. 2000;
13 21(3):187-201
- 14 313. Hartz AJ, Bentler S, Noyes R, Hoehns J, Logemann C, Sinift S et al. Randomized
15 controlled trial of Siberian ginseng for chronic fatigue. *Psychological Medicine*. 2004;
16 34(1):51-61
- 17 314. Haywood KL, Collin SM, Crawley E. Assessing severity of illness and outcomes of
18 treatment in children with chronic fatigue syndrome/myalgic encephalomyelitis
19 (CFS/ME): A systematic review of patient-reported outcome measures (PROMs).
20 *Child: Care, Health and Development*. 2014; 40(6):806-824
- 21 315. Haywood KL, Staniszevska S, Chapman S. Quality and acceptability of patient-
22 reported outcome measures used in chronic fatigue syndrome/myalgic
23 encephalomyelitis (CFS/ME): A systematic review. *Quality of Life Research*. 2012;
24 21(1):35-52
- 25 316. Heald A, Barber L, Jones HL, Farman S, Walther A. Service based comparison of
26 group cognitive behavior therapy to waiting list control for chronic fatigue syndrome
27 with regard to symptom reduction and positive psychological dimensions. *Medicine*
28 (Baltimore). 2019; 98(39):e16720
- 29 317. Healthwatch Lancashire. ME/CFS report. 2017. Available from:
30 <https://www.healthwatch.co.uk/reports-library/me-cfs-patient-experience-report>
- 31 318. Healthwatch Trafford. Patient experience report: Tired of explaining: Experiences of
32 services for ME/CFS patients in Trafford and Greater Manchester. 2017. Available
33 from: [https://healthwatchtrafford.co.uk/wp-content/uploads/2015/03/Tired-of-
34 explaining-ME-CFS-Report-by-Healthwatch-Trafford.pdf](https://healthwatchtrafford.co.uk/wp-content/uploads/2015/03/Tired-of-explaining-ME-CFS-Report-by-Healthwatch-Trafford.pdf)
- 35 319. Heins MJ, Knoop H, Bleijenberg G. The role of the therapeutic relationship in
36 cognitive behaviour therapy for chronic fatigue syndrome. *Behaviour Research and*
37 *Therapy*. 2013; 51(7):368-376
- 38 320. Heins MJ, Knoop H, Burk WJ, Bleijenberg G. The process of cognitive behaviour
39 therapy for chronic fatigue syndrome: which changes in perpetuating cognitions and
40 behaviour are related to a reduction in fatigue? *Journal of Psychosomatic Research*.
41 2013; 75(3):235-241
- 42 321. Heins MJ, Knoop H, Lobbestael J, Bleijenberg G. Childhood maltreatment and the
43 response to cognitive behavior therapy for chronic fatigue syndrome. *Journal of*
44 *Psychosomatic Research*. 2011; 71(6):404-410
- 45 322. Heins MJ, Knoop H, Prins JB, Stulemeijer M, van der Meer JW, Bleijenberg G.
46 Possible detrimental effects of cognitive behaviour therapy for chronic fatigue
47 syndrome. *Psychotherapy and Psychosomatics*. 2010; 79(4):249-256

- 1 323. Higginson S, Mansell W. What is the mechanism of psychological change? A
2 qualitative analysis of six individuals who experienced personal change and recovery.
3 *Psychology and Psychotherapy: Theory, Research and Practice*. 2008; 81(3):309-328
- 4 324. Hives L, Bradley A, Richards J, Sutton C, Selfe J, Basu B et al. Can physical
5 assessment techniques aid diagnosis in people with chronic fatigue
6 syndrome/myalgic encephalomyelitis? A diagnostic accuracy study. *BMJ Open*. 2017;
7 7:e017521
- 8 325. Hlavaty LE, Brown MM, Jason LA. The effect of homework compliance on treatment
9 outcomes for participants with myalgic encephalomyelitis/chronic fatigue syndrome.
10 *Rehabilitation Psychology*. 2011; 56(3):212-218
- 11 326. Ho RT, Chan JS, Wang CW, Lau BW, So KF, Yuen LP et al. A randomized controlled
12 trial of qigong exercise on fatigue symptoms, functioning, and telomerase activity in
13 persons with chronic fatigue or chronic fatigue syndrome. *Annals of Behavioral
14 Medicine*. 2012; 44(2):160-170
- 15 327. Hobday RA, Thomas S, O'Donovan A, Murphy M, Pinching AJ. Dietary intervention in
16 chronic fatigue syndrome. *Journal of Human Nutrition & Dietetics*. 2008; 21(2):141-
17 149
- 18 328. Hodges LD, Nielsen T, Baken D. Physiological measures in participants with chronic
19 fatigue syndrome, multiple sclerosis and healthy controls following repeated exercise:
20 A pilot study. *Clinical Physiology and Functional Imaging*. 2018; 38(4):639-644
- 21 329. Holtzman CS, Bhatia S, Cotler J, Jason LA. Assessment of post-exertional malaise
22 (PEM) in patients with myalgic encephalomyelitis (ME) and chronic fatigue syndrome
23 (CFS): A patient-driven survey. *Diagnostics*. 2019; 9(1):1-13
- 24 330. Horrocks M, Ward CD. Meanings of CFS/ME in the lives of couples. 'In:' Ward CD,
25 editor. *Meanings of ME: Interpersonal and social dimensions of chronic fatigue:*
26 *Palgrave Macmillan, New York, NY*. 2015. p. 86-105, Chapter xi, 231 Pages.
- 27 331. Horton-Salway M. Bio-psycho-social reasoning in GPs' case narratives: The
28 discursive construction of ME patients' identities. *Health: An Interdisciplinary Journal
29 for the Social Study of Health, Illness & Medicine*. 2002; 6(4):401-421
- 30 332. Horton-Salway M. The local production of knowledge: disease labels, identities and
31 category entitlements in ME support group talk. *Health: An Interdisciplinary Journal
32 for the Social Study of Health, Illness & Medicine*. 2004; 8(3):351-371
- 33 333. Horton SM, Poland F, Kale S, Drachler Mde L, de Carvalho Leite JC, McArthur MA et
34 al. Chronic fatigue syndrome/myalgic encephalomyelitis (CFS/ME) in adults: A
35 qualitative study of perspectives from professional practice. *BMC Family Practice*.
36 2010; 11:89
- 37 334. Houghton CA, Steels EL, Fassett RG, Coombes JS. Effects of a gliadin-combined
38 plant superoxide dismutase extract on self-perceived fatigue in women aged 50-65
39 years. *Phytomedicine*. 2011; 18(6):521-526
- 40 335. Huanan L, Jingui W, Wei Z, Na Z, Xinhua H, Shiquan S et al. Chronic fatigue
41 syndrome treated by the traditional chinese procedure abdominal tuina: a randomized
42 controlled clinical trial. *Journal of Traditional Chinese Medicine*. 2017; 37(6):819-826
- 43 336. Hughes AM, Hirsch CR, Nikolaus S, Chalder T, Knoop H, Moss-Morris R. Cross-
44 cultural study of information processing biases in chronic fatigue syndrome:
45 Comparison of Dutch and UK chronic fatigue patients. *International Journal of
46 Behavioral Medicine*. 2018; 25(1):49-54

- 1 337. Hughes JL. Illness narrative and chronic fatigue syndrome/myalgic encephalomyelitis:
2 A review. *The British Journal of Occupational Therapy*. 2002; 65(1):9-14
- 3 338. Huibers M, Beurskens A, Van Schayck C, Bazelmans E, Metsemakers J, Knottnerus
4 A et al. Efficacy of cognitive behavioral therapy by general practitioners for
5 unexplained fatigue among employees. A randomized comparative study. *Huisarts en*
6 *Wetenschap*. 2005; 48(6):267-272
- 7 339. Huibers MJ, Beurskens AJ, Van Schayck CP, Bazelmans E, Metsemakers JF,
8 Knottnerus JA et al. Efficacy of cognitive-behavioural therapy by general practitioners
9 for unexplained fatigue among employees: Randomised controlled trial. *British*
10 *Journal of Psychiatry*. 2004; 184:240-246
- 11 340. Ickmans K, Meeus M, De Kooning M, Lambrecht L, Pattyn N, Nijs J. Can recovery of
12 peripheral muscle function predict cognitive task performance in chronic fatigue
13 syndrome with and without fibromyalgia? *Physical Therapy*. 2014; 94(4):511-522
- 14 341. ICNIRP Project Group. ICNIRP statement on diagnostic devices using non-ionizing
15 radiation: Existing regulations and potential health risks. *Health Physics*. 2017;
16 112(3):305-321
- 17 342. Ingman T. A qualitative study investigating how people with myalgic
18 encephalomyelitis/chronic fatigue syndrome (ME/CFS) view recovery [Thesis].
- 19 343. Ingman T. A systematic literature review investigating the prognosis and predictors of
20 outcome following treatment for myalgic encephalomyelitis/chronic fatigue syndrome
21 (ME/CFS)
- 22 344. Ingman T, Ali S, Bhui K, Chalder T. Chronic fatigue syndrome: Comparing outcomes
23 in White British and Black and minority ethnic patients after cognitive-behavioural
24 therapy. *British Journal of Psychiatry*. 2016; 209:251-256
- 25 345. Institute of Medicine. Beyond myalgic encephalomyelitis/chronic fatigue syndrome:
26 Redefining an illness. Washington, DC. The National Academies Press. 2015.
27 Available from: <https://dx.doi.org/10.17226/19012>
- 28 346. ISRCTN. A randomised controlled trial of adaptive pacing, cognitive behaviour
29 therapy, and graded exercise, as supplements to standardised specialist medical
30 care versus standardised specialist medical care alone for patients with the chronic
31 fatigue syndrome/myalgic encephalomyelitis or encephalopathy. 2015. Available
32 from: <http://www.isrctn.com/ISRCTN54285094> Last accessed: 11/12/2019.
- 33 347. Jackson ML, Bruck D. Sleep abnormalities in chronic fatigue syndrome/myalgic
34 encephalomyelitis: A review. *Journal of Clinical Sleep Medicine*. 2012; 8(6):719-728
- 35 348. Janse A, Bleijenberg G, Knoop H. Prediction of long-term outcome after cognitive
36 behavioral therapy for chronic fatigue syndrome. *Journal of Psychosomatic Research*.
37 2019; 121:93-99
- 38 349. Janse A, Nikolaus S, Wiborg JF, Heins M, van der Meer JWM, Bleijenberg G et al.
39 Long-term follow-up after cognitive behaviour therapy for chronic fatigue syndrome.
40 *Journal of Psychosomatic Research*. 2017; 97:45-51
- 41 350. Janse A, van Dam A, Pijpers C, Wiborg JF, Bleijenberg G, Tummers M et al.
42 Implementation of stepped care for patients with chronic fatigue syndrome in
43 community-based mental health care: Outcomes at post-treatment and long-term
44 follow-up. *Behavioural and Cognitive Psychotherapy*. 2019; 47(5):548-558

- 1 351. Janse A, Wiborg JF, Bleijenberg G, Tummers M, Knoop H. The efficacy of guided
2 self-instruction for patients with idiopathic chronic fatigue: A randomized controlled
3 trial. *Journal of Consulting and Clinical Psychology*. 2016; 84(5):377-388
- 4 352. Janse A, Worm-Smeitink M, Bleijenberg G, Donders R, Knoop H. Efficacy of web-
5 based cognitive-behavioural therapy for chronic fatigue syndrome: Randomised
6 controlled trial. *British Journal of Psychiatry*. 2018; 212(2):112-118
- 7 353. Janse A, Worm-Smeitink M, Bussel-Lagarde J, Bleijenberg G, Nikolaus S, Knoop H.
8 Testing the efficacy of web-based cognitive behavioural therapy for adult patients with
9 chronic fatigue syndrome (CBIT): Study protocol for a randomized controlled trial.
10 *BMC Neurology*. 2015; 15:137
- 11 354. Jason L, Benton M, Torres-Harding S, Muldowney K. The impact of energy
12 modulation on physical functioning and fatigue severity among patients with ME/CFS.
13 *Patient Education and Counseling*. 2009; 77(2):237-241
- 14 355. Jason LA, Corradi K, Gress S, Williams S, Torres-Harding S. Causes of death among
15 patients with chronic fatigue syndrome. *Health Care for Women International*. 2006;
16 27(7):615-626
- 17 356. Jason LA, Jessen T, Porter N, Boulton A, Gloria-Njoku M, Friedberg F. Examining
18 types of fatigue among individuals with ME/CFS. *Disability Studies Quarterly*. 2009;
19 29(3):1-16
- 20 357. Jason LA, McManimen SL, Sunnquist M, Holtzman CS. Patient perceptions of post
21 exertional malaise. *Fatigue: Biomedicine, Health and Behavior*. 2018; 6(2):92-105
- 22 358. Jason LA, Reed J. The use of mixed methods in studying a chronic illness. *Health
23 Psychology and Behavioral Medicine*. 2015; 3(1):40-51
- 24 359. Jason LA, Torres-Harding S, Brown M, Sorenson M, Donalek J, Corradi K et al.
25 Predictors of change following participation in non-pharmacologic interventions for
26 CFS. *Japanese Society of Tropical Medicine*. 2008; 36(1):22-32
- 27 360. Jason LA, Torres-Harding S, Maher K, Reynolds N, Brown M, Sorenson M et al.
28 Baseline cortisol levels predict treatment outcomes in chronic fatigue syndrome
29 nonpharmacologic clinical trial. *Journal of Chronic Fatigue Syndrome*. 2007; 14(4):39-
30 59
- 31 361. Jason LA, Zinn ML, Zinn MA. Myalgic Encephalomyelitis: Symptoms and Biomarkers.
32 *Current Neuropharmacology*. 2015; 13(5):701-734
- 33 362. Jelbert R, Stedmon J, Stephens A. A qualitative exploration of adolescents'
34 experiences of chronic fatigue syndrome. *Clinical Child Psychology and Psychiatry*.
35 2010; 15(2):267-283
- 36 363. Jelínek F, Pokorný J. Microtubules in biological cells as circular waveguides and
37 resonators. *Electro- and Magnetobiology*. 2001; 20(1):75-80
- 38 364. Jenkins M, Rayman M. Nutrient intake is unrelated to nutrient status in patients with
39 chronic fatigue syndrome. *Journal of Nutritional and Environmental Medicine*. 2005;
40 15(4):177-189
- 41 365. Jensen SL. *Coping with chronic fatigue*. Kalamazoo, MI. Western Michigan University
42 2001
- 43 366. Jia SJ, Chen J, Huang CH, He JY, Luo B, Chen XL et al. The clinical observation of
44 chronic fatigue syndrome treated with scraping along the meridian in combination

- 1 with point-penetrating moxibustion and foot bath. *Henan Traditional Chinese*
2 *Medicine*. 2016; 36(12):2211-2213
- 3 367. Jiang P, Jin Z, Li ZX. Therapeutic observation of genger-partitioned moxibustion plus
4 Ba Zhen Decoction for chronic fatigue syndrome. *Shanghai Journal of Acupuncture*
5 *and Moxibustion*. 2015; 34(4):329-330
- 6 368. Jones DE, Hollingsworth KG, Jakovljevic DG, Fattakhova G, Pairman J, Blamire AM
7 et al. Loss of capacity to recover from acidosis on repeat exercise in chronic fatigue
8 syndrome: A case-control study. *European Journal of Clinical Investigation*. 2012;
9 42(2):186-194
- 10 369. Jones K, Probst Y. Role of dietary modification in alleviating chronic fatigue syndrome
11 symptoms: A systematic review. *Australian and New Zealand Journal of Public*
12 *Health*. 2017; 41(4):338-344
- 13 370. Josev EK, Malpas CB, Seal ML, Scheinberg A, Lubitz L, Rowe K et al. Resting-state
14 functional connectivity, cognition, and fatigue in response to cognitive exertion: a
15 novel study in adolescents with chronic fatigue syndrome. *Brain Imaging and*
16 *Behavior*. 2019;
- 17 371. Juutilainen J, Herrala M, Luukkonen J, Naarala J, Hore PJ. Magnetocarcinogenesis:
18 Is there a mechanism for carcinogenic effects of weak magnetic fields? *Proceedings:*
19 *Biological Sciences*. 2018; 285:20180590
- 20 372. Kapitein LC, Hoogenraad CC. Building the neuronal microtubule cytoskeleton.
21 *Neuron*. 2015; 87(3):492-506
- 22 373. Kasevich R. Cellphones radars & health. *IEEE Spectrum*. 2002; 39(8):15-16
- 23 374. Kaslow JE, Rucker L, Onishi R. Liver extract-folic acid-cyanocobalamin vs placebo for
24 chronic fatigue syndrome. *Archives of Internal Medicine*. 1989; 149(11):2501-2503
- 25 375. Keech A, Sandler CX, Vollmer-Conna U, Cvejic E, Lloyd AR, Barry BK. Capturing the
26 post-exertional exacerbation of fatigue following physical and cognitive challenge in
27 patients with chronic fatigue syndrome. *Journal of Psychosomatic Research*. 2015;
28 79(6):537-549
- 29 376. Keller BA, Pryor JL, Giloteaux L. Inability of myalgic encephalomyelitis/chronic fatigue
30 syndrome patients to reproduce VO₂peak indicates functional impairment. *Journal of*
31 *Translational Medicine*. 2014; 12:104
- 32 377. Kempke S, Van Den Eede F, Schotte C, Claes S, Van Wambeke P, Van Houdenhove
33 B et al. Prevalence of DSM-IV personality disorders in patients with chronic fatigue
34 syndrome: A controlled study. *International Journal of Behavioral Medicine*. 2013;
35 20(2):219-228
- 36 378. Kendrick EA, Beesley D. Perceived stress, illness invalidation, and symptom severity
37 in myalgic encephalomyelitis/chronic fatigue syndrome. *Fatigue: Biomedicine, Health*
38 *and Behavior*. 2016; 4(4):217-225
- 39 379. Kenyon JN, Coe S, Izadi H. A retrospective outcome study of 42 patients with chronic
40 fatigue syndrome, 30 of whom had irritable bowel syndrome. Half were treated with
41 oral approaches, and half were treated with faecal microbiome transplantation.
42 *Human Microbiome Journal*. 2019; 13:100061
- 43 380. Kim DY, Lee JS, Park SY, Kim SJ, Son CG. Systematic review of randomized
44 controlled trials for chronic fatigue syndrome/myalgic encephalomyelitis (CFS/ME).
45 *Journal of Translational Medicine*. 2020; 18(1):7

- 1 381. Kim HG, Cho JH, Yoo SR, Lee JS, Han JM, Lee NH et al. Antifatigue effects of Panax
2 ginseng C.A. Meyer: A randomised, double-blind, placebo-controlled trial. PloS One.
3 2013; 8(4):e61271
- 4 382. Kim HG, Yoo SR, Park HJ, Son CG. Indirect moxibustion (CV4 and CV8) ameliorates
5 chronic fatigue: A randomized, double-blind, controlled study. Journal of Alternative
6 and Complementary Medicine. 2013; 19(2):134-140
- 7 383. Kim JE, Hong KE, Kim HJ, Choi JB, Baek YH, Seo BK et al. An open-label study of
8 effects of acupuncture on chronic fatigue syndrome and idiopathic chronic fatigue:
9 Study protocol for a randomized controlled trial. Trials. 2013; 14:147
- 10 384. Kim JE, Seo BK, Choi JB, Kim HJ, Kim TH, Lee MH et al. Acupuncture for chronic
11 fatigue syndrome and idiopathic chronic fatigue: A multicenter, nonblinded,
12 randomized controlled trial. Trials. 2015; 16:314
- 13 385. Kim JH, Lee JK, Kim HG, Kim KB, Kim HR. Possible effects of radiofrequency
14 electromagnetic field exposure on central nerve system. Biomolecules &
15 Therapeutics. 2019; 27(3):265-275
- 16 386. Kim KW, Chung WS, Song MY, Chung SH. Complementary and alternative medicine
17 treatments in the management of chronic fatigue syndrome: A systematic review of
18 randomized controlled trials. Oriental Pharmacy and Experimental Medicine. 2013;
19 13(2):85-93
- 20 387. Kindlon T. Change in grey matter volume cannot be assumed to be due to cognitive
21 behavioural therapy. Brain: A Journal of Neurology. 2009; 132(1-2):e119
- 22 388. Kindlon T. Do graded activity therapies cause harm in chronic fatigue syndrome?
23 Journal of Health Psychology. 2017; 22(9):1146-1154
- 24 389. Kindlon T. Elements of rehabilitative strategies associated with negative outcomes in
25 CFS/ME: The need for further investigations. Disability and Rehabilitation. 2015;
26 37(5):466-467
- 27 390. Kindlon T. Harms of cognitive behaviour therapy designed to increase activity levels
28 in chronic fatigue syndrome: Questions remain. Psychotherapy and Psychosomatics.
29 2011; 80(2):110-111; author reply 112
- 30 391. Kindlon T. Internet-based CBT for adolescents with chronic fatigue syndrome. The
31 Lancet. 2012; 380(9841):561
- 32 392. Kindlon T. Objective compliance and outcome measures should be used in trials of
33 exercise interventions for chronic fatigue syndrome. European Journal of Clinical
34 Investigation. 2012; 42(12):1360-1361; author reply 1363-1365
- 35 393. Kindlon T. The PACE trial in chronic fatigue syndrome. Lancet. 2011;
36 377(9780):1833-1835
- 37 394. Kindlon T. Reporting of harms associated with graded exercise therapy and cognitive
38 behavioural therapy in myalgic encephalomyelitis/chronic fatigue syndrome. Bulletin
39 of the IACFS/ME. 2011; 19:59-111
- 40 395. Kindlon T. Response to: A pilot study of the process of change in a group chronic
41 fatigue syndrome management programme. Bulletin of the IACFS/ME. 2009; 17:84-
42 85
- 43 396. Kindlon T. Stratification using biological factors should be performed in more CFS
44 studies. Psychological Medicine. 2010; 40:352

- 1 397. Kindlon T, Baldwin A. Response to: Reports of recovery in chronic fatigue syndrome
2 may present less than meets the eye. *Evidence-Based Mental Health*. 2015; 18(2):e5
- 3 398. Kindlon T, Goudsmit EM. Graded exercise for chronic fatigue syndrome: Too soon to
4 dismiss reports of adverse reactions. *Journal of Rehabilitation Medicine*. 2010;
5 42(2):184-186
- 6 399. Kindlon T, Shepherd C. Treatment of myalgic encephalomyelitis/chronic fatigue
7 syndrome. *Annals of Internal Medicine*. 2015; 163(11):887-888
- 8 400. King MB. Randomised controlled trial of counselling or CBT for patients with chronic
9 fatigue in general practitioners. *National Research Register*. 1999;
- 10 401. Kingdon CC, Bowman EW, Curran H, Nacul L, Lacerda EM. Functional status and
11 well-being in people with myalgic encephalomyelitis/chronic fatigue syndrome
12 compared with people with multiple sclerosis and healthy controls.
13 *PharmacoEconomics Open*. 2018; 2:381-392
- 14 402. Kisely SR. Treatments for chronic fatigue syndrome and the Internet: A systematic
15 survey of what your patients are reading. *Australian and New Zealand Journal of*
16 *Psychiatry*. 2002; 36(2):240-245
- 17 403. Knight SJ, Scheinberg A, Harvey AR. Interventions in pediatric chronic fatigue
18 syndrome/myalgic encephalomyelitis: A systematic review. *Journal of Adolescent*
19 *Health*. 2013; 53(2):154-165
- 20 404. Knoester M, Helfferich J, Poelman R, Van Leer-Buter C, Brouwer OF, Niesters HGM.
21 Twenty-nine cases of enterovirus-D68-associated acute flaccid myelitis in europe
22 2016: A case series and epidemiologic overview. *Pediatric Infectious Disease*
23 *Journal*. 2019; 38(1):16-21
- 24 405. Knoop H, Bleijenberg G, Gielissen MF, van der Meer JW, White PD. Is a full recovery
25 possible after cognitive behavioural therapy for chronic fatigue syndrome?
26 *Psychotherapy and Psychosomatics*. 2007; 76(3):171-176
- 27 406. Knoop H, Prins JB, Stulemeijer M, van der Meer JW, Bleijenberg G. The effect of
28 cognitive behaviour therapy for chronic fatigue syndrome on self-reported cognitive
29 impairments and neuropsychological test performance. *Journal of Neurology,*
30 *Neurosurgery and Psychiatry*. 2007; 78(4):434-436
- 31 407. Knoop H, Stulemeijer M, de Jong LW, Fiselier TJ, Bleijenberg G. Efficacy of cognitive
32 behavioral therapy for adolescents with chronic fatigue syndrome: long-term follow-up
33 of a randomized, controlled trial. *Pediatrics*. 2008; 121(3):e619-625
- 34 408. Knoop H, Stulemeijer M, Prins JB, van der Meer JW, Bleijenberg G. Is cognitive
35 behaviour therapy for chronic fatigue syndrome also effective for pain symptoms?
36 *Behaviour Research and Therapy*. 2007; 45(9):2034-2043
- 37 409. Knoop H, van der Meer JW, Bleijenberg G. Guided self-instructions for people with
38 chronic fatigue syndrome: Randomised controlled trial. *British Journal of Psychiatry*.
39 2008; 193(4):340-341
- 40 410. Knoop JA, Prins JB, Bleijenberg G. Is CBT an effective treatment for pain symptoms
41 in chronic fatigue syndrome? 32nd Congress of the British Association for
42 Behavioural and Cognitive Psychotherapies (jointly with the European Association of
43 Behavioural and Cognitive Therapies); 2004 September 7 - 11; Manchester.
44 2004:212-213

- 1 411. Knudsen AK, Henderson M, Harvey SB, Chalder T. Long-term sickness absence
2 among patients with chronic fatigue syndrome. *British Journal of Psychiatry*. 2011;
3 199:430-431
- 4 412. Kodama K. Application of broadband alternating current magnetic susceptibility to the
5 characterization of magnetic nanoparticles in natural materials. *Journal of*
6 *Geophysical Research: Solid Earth*. 2013; 118(1):1-12
- 7 413. Kos D, Nijs J. Pacing Activity Self-management for Patients With Chronic Fatigue
8 Syndrome: Randomized Controlled Clinical, NCT01512342. 2012. Available from:
9 [Http://clinicaltrials.gov/show/nct01512342](http://clinicaltrials.gov/show/nct01512342) Last accessed: 30/10/2019.
- 10 414. Kos D, van Eupen I, Meirte J, Van Cauwenbergh D, Moorkens G, Meeus M et al.
11 Activity pacing self-management in chronic fatigue syndrome: A randomized
12 controlled trial. *American Journal of Occupational Therapy*. 2015; 69(5):6905290020
- 13 415. Kreyberg S. Myalgic Encephalomyelitis/Postviral fatigue syndrome (G93.3). Basic
14 concepts and guidelines for the diagnosis. 2007.
- 15 416. Kreyberg SE. [Caring for seriously ill ME-patients: A small survey]. *Norwegian Journal*
16 *of Nursing Research*. 2007; 9(2):16-26
- 17 417. Lacerda EM, Kingdon CC, Bowman EW, Nacul L. Using a participatory approach to
18 develop and implement the UK ME/CFS Biobank. *Fatigue*. 2018; 6(1):1-4
- 19 418. Lacerda EM, McDermott C, Kingdon CC, Butterworth J, Cliff JM, Nacul L. Hope,
20 disappointment and perseverance: Reflections of people with myalgic
21 encephalomyelitis/chronic fatigue syndrome (ME/CFS) and multiple sclerosis
22 participating in biomedical research. A qualitative focus group study. *Health*
23 *Expectations*. 2019; 22(3):373-384
- 24 419. LaManca JJ, Sisto SA, DeLuca J, Johnson SK, Lange G, Pareja J et al. Influence of
25 exhaustive treadmill exercise on cognitive functioning in chronic fatigue syndrome.
26 *American Journal of Medicine*. 1998; 105(3 Suppl. 1):59S-65S
- 27 420. Landmark L, Lindgren RM, Sivertsen B, Magnus P, Conradi S, Thorvaldsen SN et al.
28 Chronic fatigue syndrome and experience with the Lightning Process. *Tidsskrift for*
29 *den Norske Laegeforening*. 2016; 136(5):396
- 30 421. Lapp CW. Initiating care of a patient with myalgic encephalomyelitis/chronic fatigue
31 syndrome (ME/CFS). *Frontiers in Pediatrics*. 2019; 6:415
- 32 422. Larun L, Brurberg K, Odgaard-Jensen J, Price J. Exercise therapy for chronic fatigue
33 syndrome. *Cochrane Database of Systematic Reviews* 2017, Issue 4. Art. No.:
34 CD003200. DOI: 10.1002/14651858.CD003200.pub7.
- 35 423. Larun L, Brurberg KG, Odgaard-Jensen J, Price JR. Exercise therapy for chronic
36 fatigue syndrome *Cochrane Database of Systematic Reviews* 2016, Issue 4. Art. No.:
37 CD003200. DOI: DOI: 10.1002/14651858.CD003200.pub7.
- 38 424. Larun L, Brurberg KG, Odgaard-Jensen J, Price JR. Exercise therapy for chronic
39 fatigue syndrome. *Cochrane Database of Systematic Reviews* 2019, Issue 10. Art.
40 No.: CD003200. DOI: <https://dx.doi.org/10.1002/14651858.CD003200.pub8>.
- 41 425. Larun L, Malterud K. Finding the right balance of physical activity: A focus group
42 study about experiences among patients with chronic fatigue syndrome. *Patient*
43 *Education and Counseling*. 2011; 83(2):222-226

- 1 426. Larun L, Malterud K. Identity and coping experiences in chronic fatigue syndrome: A
2 synthesis of qualitative studies. *Patient Education and Counseling*. 2007; 69(1-3):20-
3 28
- 4 427. Larun L, Odgaard-Jensen J, Brurberg KG, Chalder T, Dybwad M, Moss-Morris RE et
5 al. Exercise therapy for chronic fatigue syndrome (individual patient data). *Cochrane*
6 *Database of Systematic Reviews* 2014, Issue 4. Art. No.: CD011040. DOI:
7 <http://dx.doi.org/10.1002/14651858.CD011040>.
- 8 428. Larun L, Odgaard-Jensen J, Price JR, Brurberg KG. An abridged version of the
9 Cochrane review of exercise therapy for chronic fatigue syndrome. *European Journal*
10 *of Physical and Rehabilitation Medicine*. 2016; 52(2):244-252
- 11 429. Leaman D. Magnetic rocks - Their effect on compass use and navigation in
12 Tasmania. *Papers and Proceedings of the Royal Society of Tasmania*. 1997; 131:73-
13 75
- 14 430. Leary S, Sylvester J, Shorter E, Moreno E. Your experience of ME services. Survey
15 Report by #MEAction UK. 2019. Available from: [https://www.meaction.net/wp-](https://www.meaction.net/wp-content/uploads/2019/10/Your-experience-of-ME-services-Survey-report-by-MEAction-UK.pdf)
16 [content/uploads/2019/10/Your-experience-of-ME-services-Survey-report-by-](https://www.meaction.net/wp-content/uploads/2019/10/Your-experience-of-ME-services-Survey-report-by-MEAction-UK.pdf)
17 [MEAction-UK.pdf](https://www.meaction.net/wp-content/uploads/2019/10/Your-experience-of-ME-services-Survey-report-by-MEAction-UK.pdf) [https://www.meaction.net/wp-content/uploads/2019/10/Your-](https://www.meaction.net/wp-content/uploads/2019/10/Your-experience-of-ME-services-Survey-report-by-MEAction-UK.pdf)
18 [experience-of-ME-services-Survey-report-by-MEAction-UK.pdf](https://www.meaction.net/wp-content/uploads/2019/10/Your-experience-of-ME-services-Survey-report-by-MEAction-UK.pdf)
- 19 431. Lee JH, Kim SK, Ko SJ, Lee SH, Lee JH, Kim MJ et al. The effect of oriental medicine
20 music therapy on idiopathic chronic fatigue. *Journal of Alternative and*
21 *Complementary Medicine*. 2015; 21(7):422-429
- 22 432. Lee NFR. Illness experience of Chinese immigrants with chronic fatigue and
23 weakness. Canada. University of Toronto. 2000
- 24 433. Lee R, Rodin G, Devins G, Weiss MG. Illness experience, meaning and help-seeking
25 among Chinese immigrants in Canada with chronic fatigue and weakness.
26 *Anthropology and Medicine*. 2001; 8(1):89-107
- 27 434. Leone SS, Huibers MJ, Kant I, van Amelsvoort LG, van Schayck CP, Bleijenberg G et
28 al. Long-term efficacy of cognitive-behavioral therapy by general practitioners for
29 fatigue: A 4-year follow-up study. *Journal of Psychosomatic Research*. 2006;
30 61(5):601-607
- 31 435. Leone SS, Huibers MJ, Kant I, Van Schayck CP, Bleijenberg G, André Knottnerus J.
32 Long-term predictors of outcome in fatigued employees on sick leave: A 4-year
33 follow-up study. *Psychological Medicine*. 2006; 36(9):1293-1300
- 34 436. Levine PH, Snow PG, Ranum BA, Paul C, Holmes MJ. Epidemic neuromyasthenia
35 and chronic fatigue syndrome in west Otago, New Zealand. A 10-year follow-up.
36 *Archives of Internal Medicine*. 1997; 157(7):750-754
- 37 437. Lewis I, Pairman J, Spickett G, Newton JL. Clinical characteristics of a novel
38 subgroup of chronic fatigue syndrome patients with postural orthostatic tachycardia
39 syndrome. *Journal of Internal Medicine*. 2013; 273(5):501-510
- 40 438. Li H, Hou JH. Clinical analysis on acupoint hot compress in the treatment of chronic
41 fatigue syndrome. *Chinese Medicine Modern Distance Education Of China*. 2016;
42 14(11):113-114
- 43 439. Li H, Wang J, Zhang W, Zhao N, Hai X, Sun S et al. Chronic fatigue syndrome
44 treated by the traditional Chinese procedure abdominal tuina: A randomized
45 controlled clinical trial. *Journal of Traditional Chinese Medicine*. 2017; 37(6):819-826

- 1 440. Li J, Xie J, Pan Z, Guo X, Li Y, Fu R. Chronic fatigue syndrome treated with
2 transcutaneous electrical acupoint stimulation: a randomized controlled trial. *Chinese*
3 *Acupuncture & Moxibustion*. 2017; 37(12):1276-1279
- 4 441. Lian OS, Rapport F. Life according to ME: Caught in the ebb-tide. *Health: An*
5 *Interdisciplinary Journal for the Social Study of Health, Illness & Medicine*. 2016;
6 20(6):578-598
- 7 442. Lien K, Johansen B, Veierod MB, Haslestad AS, Bohn SK, Melsom MN et al.
8 Abnormal blood lactate accumulation during repeated exercise testing in myalgic
9 encephalomyelitis/chronic fatigue syndrome. *Physiological Reports*. 2019;
10 7(11):e14138
- 11 443. Light AR, White AT, Huguen RW, Light KC. Moderate exercise increases expression
12 for sensory, adrenergic, and immune genes in chronic fatigue syndrome patients but
13 not in normal subjects. *Journal of Pain*. 2009; 10(10):1099-1112
- 14 444. Lin JM, Brimmer DJ, Boneva RS, Jones JF, Reeves WC. Barriers to healthcare
15 utilization in fatiguing illness: a population-based study in Georgia. *BMC Health*
16 *Services Research*. 2009; 9:13
- 17 445. Lincolnshire Partnership. Lincolnshire Chronic Fatigue Syndrome/ME Service.
18 Lincolnshire Partnership NHS Foundation Trust, 2019.
- 19 446. Lingard RJ, Court J. Can couples find a silver lining amid the dark cloud of ME/CFS:
20 A pilot study. *The Family Journal*. 2014; 22(3):304-310
- 21 447. Littrell NM. Misconceptions concerning chronic fatigue syndrome (CFS) among
22 medical practitioners without CFS specialization. Minnesota, MN. Walden University.
23 2012
- 24 448. Liu CZ, Lei B. Effect of tuina on oxygen free radicals metabolism in patients with
25 chronic fatigue syndrome. *Chinese Acupuncture & Moxibustion*. 2010; 30(11):946-
26 948
- 27 449. Liu CZ, Liu B. A Randomized Controlled Trial of Manipulation for Chronic Fatigue
28 Syndrome. *Liaoning Journal of Traditional Chinese Medicine*. 2010; 37(2):272-273
- 29 450. Liu X, Treister R, Lang M, Oaklander AL. IVIg for apparently autoimmune small-fiber
30 polyneuropathy: First analysis of efficacy and safety. *Therapeutic Advances in*
31 *Neurological Disorders*. 2018; 11:1-12
- 32 451. Lloyd AR, Hickie I, Brockman A, Hickie C, Wilson A, Dwyer J et al. Immunologic and
33 psychologic therapy for patients with chronic fatigue syndrome: A double-blind,
34 placebo-controlled trial. *American Journal of Medicine*. 1993; 94(2):197-203
- 35 452. Lloyd S, Chalder T, Rimes KA. Family-focused cognitive behaviour therapy versus
36 psycho-education for adolescents with chronic fatigue syndrome: Long-term follow-up
37 of an RCT. *Behaviour Research and Therapy*. 2012; 50(11):719-725
- 38 453. Lloyd S, Chalder T, Sallis HM, Rimes KA. Telephone-based guided self-help for
39 adolescents with chronic fatigue syndrome: A non-randomised cohort study.
40 *Behaviour Research and Therapy*. 2012; 50(5):304-312
- 41 454. Loades ME, Read R, Smith L, Higson-Sweeney NT, Laffan A, Stallard P et al.
42 Depression and anxiety in adolescent chronic fatigue syndrome (CFS): A clinical
43 cohort study [Unpublished]. 2019;
- 44 455. Loades ME, Rimes KA, Ali S, Chalder T. Depressive symptoms in adolescents with
45 chronic fatigue syndrome (CFS): Are rates higher than in controls and do depressive

- 1 symptoms affect outcome? *Clinical Child Psychology and Psychiatry*. 2019;
2 24(3):580-592
- 3 456. Loades ME, Rimes KA, Ali S, Lievesley K, Chalder T. The presence of co-morbid
4 mental health problems in a cohort of adolescents with chronic fatigue syndrome.
5 *Clinical Child Psychology and Psychiatry*. 2018; 23(3):398-408
- 6 457. Loades ME, Sheils EA, Crawley E. Treatment for paediatric chronic fatigue syndrome
7 or myalgic encephalomyelitis (CFS/ME) and comorbid depression: A systematic
8 review. *BMJ Open*. 2016; 6:e012271
- 9 458. Loades ME, Smith L, Higson-Sweeney N, Beasant L, Stallard P, Kessler D et al.
10 Obstacles to recruitment in paediatric studies focusing on mental health in a physical
11 health context: The experiences of clinical gatekeepers in an observational cohort
12 study. *BMC Medical Research Methodology*. 2019; 19(1):89
- 13 459. Lombaard A, Mouton J. Chronic fatigue syndrome, the body and the self: A qualitative
14 analysis. *South African Journal of Psychology*. 2005; 35(2):286-307
- 15 460. Lopez C, Antoni M, Penedo F, Weiss D, Cruess S, Segotas MC et al. A pilot study of
16 cognitive behavioral stress management effects on stress, quality of life, and
17 symptoms in persons with chronic fatigue syndrome. *Journal of Psychosomatic
18 Research*. 2011; 70(4):328-334
- 19 461. Lovell DM. Chronic fatigue syndrome among overseas development workers: A
20 qualitative study. *Journal of Travel Medicine*. 1999; 6(1):16-23
- 21 462. Loy BD, O'Connor PJ, Dishman RK. Effect of acute exercise on fatigue in people with
22 ME/CFS/SEID: A Meta-analysis. *Medicine and Science in Sports and Exercise*. 2016;
23 48(10):2003-2012
- 24 463. Lu C, Yang XJ, Hu J. Randomized controlled clinical trials of acupuncture and
25 moxibustion treatment of chronic fatigue syndrome patients. *Acupuncture Research*.
26 2014; 39(4):313-317
- 27 464. Lyshevski SE, Tsouri GR. Molecular and biomolecular communication: Waveguides
28 and possible role of microtubules. 2011 11th IEEE International Conference on
29 Nanotechnology. 2011;
- 30 465. M.E. Group. Richmond & Kingston local area survey 2014. 2014.
- 31 466. M.E. Group. Richmond & Kingston local area survey 2019. 2019.
- 32 467. Maes M, Mihaylova I, De Ruyter M. Lower serum zinc in chronic fatigue syndrome
33 (CFS): Relationships to immune dysfunctions and relevance for the oxidative stress
34 status in CFS. *Journal of Affective Disorders*. 2006; 90(2-3):141-147
- 35 468. Maes M, Mihaylova I, Kubera M, Uytterhoeven M, Vrydags N, Bosmans E. Coenzyme
36 Q10 deficiency in myalgic encephalomyelitis/chronic fatigue syndrome (ME/CFS) is
37 related to fatigue, autonomic and neurocognitive symptoms and is another risk factor
38 explaining the early mortality in ME/CFS due to cardiovascular disorder.
39 *Neuroendocrinology Letters*. 2009; 30(4):470-476
- 40 469. Maes M, Twisk FN, Ringel K. Inflammatory and cell-mediated immune biomarkers in
41 myalgic encephalomyelitis/chronic fatigue syndrome and depression: Inflammatory
42 markers are higher in myalgic encephalomyelitis/chronic fatigue syndrome than in
43 depression. *Psychotherapy and Psychosomatics*. 2012; 81(5):286-295

- 1 470. Malaguarnera M, Gargante MP, Cristaldi E, Colonna V, Messano M, Koverech A et
2 al. Acetyl L-carnitine (ALC) treatment in elderly patients with fatigue. Archives of
3 Gerontology and Geriatrics. 2008; 46(2):181-190
- 4 471. Malouff JM, Thorsteinsson EB, Rooke SE, Bhullar N, Schutte NS. Efficacy of
5 cognitive behavioral therapy for chronic fatigue syndrome: A meta-analysis. Clinical
6 Psychology Review. 2008; 28(5):736-745
- 7 472. Marks MR, Huws JC, Whitehead L. Working with uncertainty: A grounded theory
8 study of health-care professionals' experiences of working with children and
9 adolescents with chronic fatigue syndrome. Journal of Health Psychology. 2016;
10 21(11):2658-2667
- 11 473. Marques M, De Gucht V, Leal I, Maes S. Effects of a self-regulation based physical
12 activity program (the "4-STEPS") for unexplained chronic fatigue: A randomized
13 controlled trial. International Journal of Behavioral Medicine. 2015; 22(2):187-196
- 14 474. Marques M, De Gucht V, Maes S, Leal I. Protocol for the "four steps to control your
15 fatigue (4-STEPS)" randomised controlled trial: A self-regulation based physical
16 activity intervention for patients with unexplained chronic fatigue. BMC Public Health.
17 2012; 12:202
- 18 475. Marques MM, De Gucht V, Gouveia MJ, Leal I, Maes S. Differential effects of
19 behavioral interventions with a graded physical activity component in patients
20 suffering from Chronic Fatigue (Syndrome): An updated systematic review and meta-
21 analysis. Clinical Psychology Review. 2015; 40:123-137
- 22 476. Marques MM, de Gucht V, Leal I, Maes S. Efficacy of a randomized controlled self-
23 regulation based physical activity intervention for chronic fatigue: Mediation effects of
24 physical activity progress and self-regulation skills. Journal of Psychosomatic
25 Research. 2017; 94:24-31
- 26 477. Marshall PS, Forstot M, Callies A, Peterson PK, Schenck CH. Cognitive slowing and
27 working memory difficulties in chronic fatigue syndrome. Psychosomatic Medicine.
28 1997; 59(1):58-66
- 29 478. Marshall PS, Watson D, Steinberg P, Cornblatt B, Peterson PK, Callies A et al. An
30 assessment of cognitive function and mood in chronic fatigue syndrome. Biological
31 Psychiatry. 1996; 39(3):199-206
- 32 479. Martin RWY, Ogston SA, Evans JR. Effects of vitamin and mineral supplementation
33 on symptoms associated with chronic fatigue syndrome with Cocksackie B antibodies.
34 Journal of Nutritional Medicine. 1994; 4(1):11-23
- 35 480. Mathew SJ, Mao X, Keegan KA, Levine SM, Smith EL, Heier LA et al. Ventricular
36 cerebrospinal fluid lactate is increased in chronic fatigue syndrome compared with
37 generalized anxiety disorder: An in vivo 3.0 T (1)H MRS imaging study. NMR in
38 Biomedicine. 2009; 22(3):251-258
- 39 481. May M, Emond A, Crawley E. Phenotypes of chronic fatigue syndrome in children
40 and young people. Archives of Disease in Childhood. 2010; 95(4):245-249
- 41 482. McCourt A, Maile E, Gregorowski A, Hargreaves D, Segal T. G599(P) Characteristics
42 of a patient population attending a specialist outpatient service for chronic fatigue
43 syndrome. Archives of Disease in Childhood. 2019; 104(Suppl 2):A242-A242
- 44 483. McCrone P, Ridsdale L, Darbishire L, Seed P. Cost-effectiveness of cognitive
45 behavioural therapy, graded exercise and usual care for patients with chronic fatigue
46 in primary care. Psychological Medicine. 2004; 34(6):991-999

- 1 with pacing and self-management education: A double-blind randomized controlled
2 trial. *Archives of Physical Medicine and Rehabilitation*. 2010; 91(8):1153-1159
- 3 498. Meeus M, Nijs J, Vanderheiden T, Baert I, Descheemaeker F, Struyf F. The effect of
4 relaxation therapy on autonomic functioning, symptoms and daily functioning, in
5 patients with chronic fatigue syndrome or fibromyalgia: A systematic review. *Clinical
6 Rehabilitation*. 2015; 29(3):221-233
- 7 499. Melamed KH, Santos M, Oliveira RKF, Urbina MF, Felsenstein D, Opotowsky AR et
8 al. Unexplained exertional intolerance associated with impaired systemic oxygen
9 extraction. *European Journal of Applied Physiology*. 2019; 119(10):2375-2389
- 10 500. Meng H, Friedberg F. Cost-utility of home-based fatigue self-management versus
11 usual care for the treatment of chronic fatigue syndrome. *Fatigue: Biomedicine,
12 Health and Behavior*. 2017; 5(4):202-214
- 13 501. Meng H, Friedberg F, Castora-Binkley M. Cost-effectiveness of chronic fatigue self-
14 management versus usual care: A pilot randomized controlled trial. *BMC Family
15 Practice*. 2014; 15:184
- 16 502. Mengshoel AM, Helland IB, Meeus M, Castro-Marrero J, Pheby D, Bolle Strand E.
17 Patients' experiences and effects of non-pharmacological treatment for myalgic
18 encephalomyelitis/chronic fatigue syndrome - a scoping mixed methods review.
19 *International Journal of Qualitative Studies on Health and Well-being*. 2020; 15:1
- 20 503. Mihelicova M, Siegel Z, Evans M, Brown A, Jason L. Caring for people with severe
21 myalgic encephalomyelitis: An interpretative phenomenological analysis of parents'
22 experiences. *Journal of Health Psychology*. 2016; 21(12):2824-2837
- 23 504. Mikolasek M, Berg J, Witt CM, Barth J. Effectiveness of mindfulness- and relaxation-
24 based ehealth interventions for patients with medical conditions: A systematic review
25 and synthesis. *International Journal of Behavioral Medicine*. 2018; 25(1):1-16
- 26 505. Miller RR, Reid WD, Mattman A, Yamabayashi C, Steiner T, Parker S et al.
27 Submaximal exercise testing with near-infrared spectroscopy in myalgic
28 encephalomyelitis/chronic fatigue syndrome patients compared to healthy controls: A
29 case-control study. *Journal of Translational Medicine*. 2015; 13:159
- 30 506. Millions Missing Canada. Iatrogenic harm: Spring survey results [Unpublished]. 2017.
- 31 507. Missen A, Hollingworth W, Eaton N, Crawley E. The financial and psychological
32 impacts on mothers of children with chronic fatigue syndrome (CFS/ME). *Child: Care,
33 Health and Development*. 2012; 38(4):505-512
- 34 508. Moneghetti KJ, Skhiri M, Contrepolis K, Kobayashi Y, Maecker H, Davis M et al. Value
35 of circulating cytokine profiling during submaximal exercise testing in myalgic
36 encephalomyelitis/chronic fatigue syndrome. *Scientific Reports*. 2018; 8:2779
- 37 509. Montoya JG, Anderson JN, Adolphs DL, Bateman L, Klimas N, Levine SM et al.
38 KPAX002 as a treatment for myalgic encephalomyelitis/chronic fatigue syndrome
39 (ME/CFS): A prospective, randomized trial. *International Journal of Clinical and
40 Experimental Medicine*. 2018; 11(3):2890-2900
- 41 510. Montoya JG, Kogelnik AM, Bhangoo M, Lunn MR, Flamand L, Merrihew LE et al.
42 Randomized clinical trial to evaluate the efficacy and safety of valganciclovir in a
43 subset of patients with chronic fatigue syndrome. *Journal of Medical Virology*. 2013;
44 85(12):2101-2109
- 45 511. Moore L. Chronic fatigue syndrome: All in the mind? An occupational therapy
46 perspective. *British Journal of Occupational Therapy*. 2000; 63(4):163-170

- 1 512. Moore R, Derry S, Aldington D, Cole P, Wiffen P. Amitriptyline for neuropathic pain in
2 adults. Cochrane Database of Systematic Reviews 2015, Issue 7. Art. No.:
3 CD008242. DOI: 10.1002/14651858.CD008242.pub3.
- 4 513. Morens DM, Folkers GK, Fauci AS. Acute flaccid myelitis: Something old and
5 something new. *mBio*. 2019; 10(2):e00521-00519
- 6 514. Morris G, Maes M. Mitochondrial dysfunctions in myalgic encephalomyelitis/chronic
7 fatigue syndrome explained by activated immuno-inflammatory, oxidative and
8 nitrosative stress pathways. *Metabolic Brain Disease*. 2014; 29:19-36
- 9 515. Morriss R, Wearden A, Mullis R, Strickland P, Appleby L, Campbell I et al. A double-
10 blind placebo controlled treatment trial of fluoxetine and graded exercise for chronic
11 fatigue syndrome (CFS). 8th Congress of the Association of European Psychiatrists
12 London, UK 7-12 July. 1996;
- 13 516. Moss-Morris R, Sharon C, Tobin R, Baldi JC. A randomized controlled graded
14 exercise trial for chronic fatigue syndrome: Outcomes and mechanisms of change.
15 *Journal of Health Psychology*. 2005; 10(2):245-259
- 16 517. Murdock KW, Wang XS, Shi Q, Cleeland CS, Fagundes CP, Vernon SD. The utility of
17 patient-reported outcome measures among patients with myalgic
18 encephalomyelitis/chronic fatigue syndrome. *Quality of Life Research*. 2017;
19 26(4):913-921
- 20 518. Myalgic Encephalomyelitis / Chronic Fatigue Syndrome Advisory Committee. Report
21 to the NHMRC Chief Executive Officer. 2019. Available from:
22 [https://www.nhmrc.gov.au/about-us/publications/mecfs-advisory-committee-report-](https://www.nhmrc.gov.au/about-us/publications/mecfs-advisory-committee-report-nhmrc-chief-executive-officer#block-views-block-file-attachments-content-block-1)
23 [nhmrc-chief-executive-officer#block-views-block-file-attachments-content-block-1](https://www.nhmrc.gov.au/about-us/publications/mecfs-advisory-committee-report-nhmrc-chief-executive-officer#block-views-block-file-attachments-content-block-1)
- 24 519. Nacul L, de Barros B, Kingdon CC, Cliff JM, Clark TG, Mudie K et al. Evidence of
25 clinical pathology abnormalities in people with myalgic encephalomyelitis/chronic
26 fatigue syndrome (ME/CFS) from an analytic cross-sectional study. *Diagnostics*.
27 2019; 9(2):1-16
- 28 520. Nacul L, Lacerda EM, Kingdon CC, Curran H, Bowman EW. How have selection bias
29 and disease misclassification undermined the validity of myalgic
30 encephalomyelitis/chronic fatigue syndrome studies? *Journal of Health Psychology*.
31 2019; 24(12):1765-1769
- 32 521. Nacul LC, Lacerda EM, Champion P, Pheby D, Drachler Mde L, Leite JC et al. The
33 functional status and well being of people with myalgic encephalomyelitis/chronic
34 fatigue syndrome and their carers. *BMC Public Health*. 2011; 11:402
- 35 522. Nacul LC, Lacerda EM, Pheby D, Champion P, Molokhia M, Fayyaz S et al.
36 Prevalence of myalgic encephalomyelitis/chronic fatigue syndrome (ME/CFS) in three
37 regions of England: a repeated cross-sectional study in primary care. *BMC Medicine*.
38 2011; 9:91
- 39 523. Nacul LC, Mudie K, Kingdon CC, Clark TG, Lacerda EM. Hand grip strength as a
40 clinical biomarker for ME/CFS and disease severity. *Frontiers in Neurology*. 2018;
41 9:992
- 42 524. Nagy-Szakal D, Barupal DK, Lee B, Che X, Williams BL, Kahn EJR et al. Insights into
43 myalgic encephalomyelitis/chronic fatigue syndrome phenotypes through
44 comprehensive metabolomics. *Scientific Reports*. 2018; 8:10056
- 45 525. Natelson BH, Mao X, Stegner AJ, Lange G, Vu D, Blate M et al. Multimodal and
46 simultaneous assessments of brain and spinal fluid abnormalities in chronic fatigue

- 1 syndrome and the effects of psychiatric comorbidity. *Journal of the Neurological*
2 *Sciences*. 2017; 375:411-416
- 3 526. Natelson BH, Vu D, Coplan JD, Mao X, Blate M, Kang G et al. Elevations of
4 ventricular lactate levels occur in both chronic fatigue syndrome and fibromyalgia.
5 *Fatigue*. 2017; 5(1):15-20
- 6 527. National Centers for Environmental Information. Geomagnetism. Available from:
7 <https://www.ngdc.noaa.gov/geomag/geomag.shtml> Last accessed: 04/12/2019.
- 8 528. National Collaborating Centre for Primary Care. Chronic fatigue syndrome/myalgic
9 encephalomyelitis (or encephalopathy): Diagnosis and management of chronic
10 fatigue syndrome/myalgic encephalomyelitis (or encephalopathy) in adults and
11 children. NICE clinical guideline 53. London. Royal College of General Practitioners,
12 2007. Available from: <http://guidance.nice.org.uk/CG53>
- 13 529. National Institute for Health and Care Excellence. Developing NICE guidelines: the
14 manual [Updated 2018]. London. National Institute for Health and Care Excellence,
15 2014. Available from:
16 <http://www.nice.org.uk/article/PMG20/chapter/1%20Introduction%20and%20overview>
- 17 530. Naviaux RK, Gordon E. Reply to Roerink et al.: Metabolomics of chronic fatigue
18 syndrome. *Proceedings of the National Academy of Sciences*. 2017; 114(6):E911
- 19 531. Naviaux RK, Naviaux JC, Li K, Bright AT, Alaynick WA, Wang L et al. Metabolic
20 features of chronic fatigue syndrome. *Proceedings of the National Academy of*
21 *Sciences of the United States of America*. 2016; 113(37):E5472-5480
- 22 532. Newberry F, Hsieh SY, Wileman T, Carding SR. Does the microbiome and virome
23 contribute to myalgic encephalomyelitis/chronic fatigue syndrome? *Clinical Science*.
24 2018; 132(5):523-542
- 25 533. Newton JL, Mabillard H, Scott A, Hoad A, Spickett G. The Newcastle NHS Chronic
26 Fatigue Syndrome Service: Not all fatigue is the same. *Journal of the Royal College*
27 *of Physicians of Edinburgh*. 2010; 40(4):304-307
- 28 534. Ng SM, Yiu YM. Acupuncture for chronic fatigue syndrome: A randomized, sham-
29 controlled trial with single-blinded design. *Alternative Therapies in Health and*
30 *Medicine*. 2013; 19(4):21-26
- 31 535. NHS North Bristol. Survey of patients attending NHS specialist CFS/ME Services
32 conducted April-July 2019. North Bristol NHS Trust, 2019.
- 33 536. Nijhof SL, Bleijenberg G, Uiterwaal CS, Kimpfen JL, van de Putte EM. Effectiveness of
34 internet-based cognitive behavioural treatment for adolescents with chronic fatigue
35 syndrome (FITNET): A randomised controlled trial. *Lancet*. 2012; 379(9824):1412-
36 1418
- 37 537. Nijhof SL, Bleijenberg G, Uiterwaal CS, Kimpfen JL, van de Putte EM. Fatigue In
38 Teenagers on the interNET--the FITNET Trial. A randomized clinical trial of web-
39 based cognitive behavioural therapy for adolescents with chronic fatigue syndrome:
40 Study protocol. *BMC Neurology*. 2011; 11:23
- 41 538. Nijhof SL, Priesterbach LP, Uiterwaal CSPM, Bleijenberg G, Kimpfen JLL, Van De
42 Putte EM. Internet-based therapy for adolescents with chronic fatigue syndrome:
43 Long-term follow-up. *Pediatrics*. 2013; 131(6):e1788-e1795
- 44 539. Nijhof SL, Rutten JM, Uiterwaal CS, Bleijenberg G, Kimpfen JL, Putte EM. The role of
45 hypocortisolism in chronic fatigue syndrome. *Psychoneuroendocrinology*. 2014;
46 42:199-206

- 1 540. Nijs J, Zwinnen K, Meeusen R, de Geus B, De Meirleir K. Comparison of two exercise
2 testing protocols in patients with chronic fatigue syndrome. *Journal of Rehabilitation*
3 *Research and Development*. 2007; 44(4):553-559
- 4 541. Njolstad BW, Mengshoel AM, Sveen U. 'It's like being a slave to your own body in a
5 way': A qualitative study of adolescents with chronic fatigue syndrome *Scandinavian*
6 *Journal of Occupational Therapy*. 2019; 26(7):505-514
- 7 542. Norfolk and Suffolk Service. Patient survey report. 2009. Available from:
8 <http://nandsme.blogspot.com/p/patient-survey.html>
- 9 543. Norris T, Hawton K, Hamilton-Shield J, Crawley E. Obesity in adolescents with
10 chronic fatigue syndrome: An observational study. *Archives of Disease in Childhood*.
11 2017; 102(1):35-39
- 12 544. Notice of correction and clarification: Clinical and cost-effectiveness of the Lightning
13 Process in addition to specialist medical care for paediatric chronic fatigue syndrome:
14 Randomised controlled trial. *Archives of Disease in Childhood*. 2019; 104:e4
- 15 545. Núñez M, Fernández-Solà J, Nuñez E, Fernández-Huerta JM, Godás-Sieso T,
16 Gomez-Gil E. Health-related quality of life in patients with chronic fatigue syndrome:
17 Group cognitive behavioural therapy and graded exercise versus usual treatment. A
18 randomised controlled trial with 1 year of follow-up. *Clinical Rheumatology*. 2011;
19 30(3):381-389
- 20 546. O'Dowd H. Cognitive behavioural therapy in chronic fatigue syndrome (CFS): A
21 randomised controlled trial of an outpatient group programme. 2000. Available from:
22 <https://doi.org/10.1186/ISRCTN37461058> Last accessed: 30/10/2019.
- 23 547. O'Dowd H, Gladwell P, Rogers C, Hollinghurst S, Gregory A. Cognitive behavioural
24 therapy in chronic fatigue syndrome: a randomised controlled trial of an outpatient
25 group programme. 33rd Annual Conference of the British Association for Behavioural
26 and Cognitive Psychotherapies; 2005 July 21 - 23, Canterbury. 2005:78-79
- 27 548. O'Dowd H, Gladwell P, Rogers CA, Hollinghurst S, Gregory A. Cognitive behavioural
28 therapy in chronic fatigue syndrome: A randomised controlled trial of an outpatient
29 group programme. *Health Technology Assessment*. 2006; 10(37)
- 30 549. Ocon AJ, Messer ZR, Medow MS, Stewart JM. Increasing orthostatic stress impairs
31 neurocognitive functioning in chronic fatigue syndrome with postural tachycardia
32 syndrome. *Clinical Science*. 2012; 122(5):227-238
- 33 550. Odoom JK, Adziati I, Quansah E, Attiku K, Ntim NAA, Arthur-Quarm J et al. High
34 serotype diversity of non-polio enteroviruses isolated in Ghana during acute flaccid
35 paralysis surveillance, 2010-2014. *Advances in Research*. 2018; 16(6):1-9
- 36 551. Office for National Statistics. Mentions of postviral fatigue syndrome (benign myalgic
37 encephalomyelitis), deaths registered in England and Wales, 2001 to 2016. 2018.
38 Available from:
39 <https://www.ons.gov.uk/peoplepopulationandcommunity/birthsdeathsandmarriages/deaths/adhocs/008461mentionsofpostviralfatiguesyndromebenignmyalgicencephalomyelitisdeathsregisteredinenglandandwales2001to2016>
40 <https://www.ons.gov.uk/peoplepopulationandcommunity/birthsdeathsandmarriages/deaths/adhocs/008461mentionsofpostviralfatiguesyndromebenignmyalgicencephalomyelitisdeathsregisteredinenglandandwales2001to2016> Last accessed: 29/11/2019.
41
- 42 552. Ojo-Amaize EA, Conley EJ, Peter JB. Decreased natural killer cell activity is
43 associated with severity of chronic fatigue immune dysfunction syndrome. *Clinical*
44 *Infectious Diseases*. 1994; 18(Suppl 1):S157-159
- 45 553. Oka T, Tanahashi T, Chijiwa T, Lkhagvasuren B, Sudo N, Oka K. Isometric yoga
46 improves the fatigue and pain of patients with chronic fatigue syndrome who are

- 1 resistant to conventional therapy: A randomized, controlled trial. *Biopsychosocial*
2 *Medicine*. 2014; 8(1):27
- 3 554. Oliver C. University Hospitals of Derby & Burton Foundation Trust: CFS service
4 outcomes 17-18 April. University Hospitals of Derby & Burton Foundation Trust, 2018.
- 5 555. Olson K, Zimka O, Stein E. The nature of fatigue in Chronic Fatigue Syndrome.
6 *Qualitative Health Research*. 2015; 25(10):1410-1422
- 7 556. Ong BN, Evans D, Bartlam A. A patient's journey with myalgic encephalomyelitis.
8 *BMJ*. 2005; 330(7492):648-650
- 9 557. Organisation for Economic Co-operation and Development (OECD). National
10 Accounts. Table 4. PPPs and exchange rates. Available from: <https://stats.oecd.org/>
11 Last accessed: 03/09/20.
- 12 558. Ostojic SM, Stojanovic M, Drid P, Hoffman JR, Sekulic D, Zenic N. Supplementation
13 with guanidinoacetic acid in women with chronic fatigue syndrome. *Nutrients*. 2016;
14 8(2):72
- 15 559. Oxford Clinical Allied Technology and Trials Services Unit. Forward-ME Group CBT &
16 GET Survey. 2019.
- 17 560. PACE Trial participant dataset. Available from:
18 https://sites.google.com/site/pacefoir/pace-ipd_foia-qmul-2014-f73.xlsx Last
19 accessed: 03/12/2019.
- 20 561. Packer TL, Foster DM, Brouwer B. Fatigue and activity patterns of people with
21 chronic fatigue syndrome. *Occupational Therapy Journal of Research*. 1997;
22 17(3):186-199
- 23 562. Pakpoor J, Goldacre M. Neuroepidemiology: The increasing burden of mortality from
24 neurological diseases. *Nature Reviews: Neurology*. 2017; 13:518-519
- 25 563. Park SB, Kim KN, Sung E, Lee SY, Shin HC. Human placental extract as a
26 subcutaneous injection is effective in chronic fatigue syndrome: A multi-center,
27 double-blind, randomized, placebo-controlled study. *Biological and Pharmaceutical*
28 *Bulletin*. 2016; 39(5):674-679
- 29 564. Parslow R, Patel A, Beasant L, Haywood K, Johnson D, Crawley E. What matters to
30 children with CFS/ME? A conceptual model as the first stage in developing a PROM.
31 *Archives of Disease in Childhood*. 2015; 100(12):1141-1147
- 32 565. Parslow RM, Anderson N, Byrne D, Shaw A, Haywood KL, Crawley E. Adolescent's
33 descriptions of fatigue, fluctuation and payback in chronic fatigue syndrome/myalgic
34 encephalopathy (CFS/ME): Interviews with adolescents and parents. *BMJ Paediatrics*
35 *Open*. 2018; 2:e000281
- 36 566. Parslow RM, Harris S, Broughton J, Alattas A, Crawley E, Haywood K et al.
37 Children's experiences of chronic fatigue syndrome/myalgic encephalomyelitis
38 (CFS/ME): A systematic review and meta-ethnography of qualitative studies. *BMJ*
39 *Open*. 2017; 7:e012633
- 40 567. Parslow RM, Shaw A, Haywood KL, Crawley E. Important factors to consider when
41 treating children with chronic fatigue syndrome/myalgic encephalomyelitis (CFS/ME):
42 Perspectives of health professionals from specialist services. *BMC Pediatrics*. 2017;
43 17:43

- 1 568. Pastula DM, Aliabadi N, Haynes AK, Messacar K, Schreiner T, Maloney J et al. Acute
2 neurologic illness of unknown etiology in children - Colorado, August-September
3 2014. MMWR: Morbidity and Mortality Weekly Report. 2014; 63(40):901-902
- 4 569. Pates A. My life stopped ... voices from action for M.E. 2014 survey: severe M.E. time
5 to deliver report. Action for ME, 2014. Available from:
6 <https://www.actionforme.org.uk/uploads/pdfs/my-life-stopped-severe-ME-report.pdf>
- 7 570. Patient survey results for FDA drug development meeting for ME and CFS, April 25-
8 26, 2013 [Unpublished]. 2013.
- 9 571. Patrick Neary J, Roberts AD, Leavins N, Harrison MF, Croll JC, Sexsmith JR.
10 Prefrontal cortex oxygenation during incremental exercise in chronic fatigue
11 syndrome. *Clinical Physiology and Functional Imaging*. 2008; 28(6):364-372
- 12 572. Peci A, Winter A-L, Warshawsky B, Booth TF, Eshaghi A, Li A et al. Epidemiology of
13 Enterovirus D68 in Ontario. *PloS One*. 2015; 10(11):e0142841
- 14 573. Peckerman A, LaManca JJ, Dahl KA, Chemitiganti R, Qureishi B, Natelson BH.
15 Abnormal impedance cardiography predicts symptom severity in chronic fatigue
16 syndrome. *American Journal of the Medical Sciences*. 2003; 326(2):55-60
- 17 574. Pemberton S, Cox D. Perspectives of time and occupation: Experiences of people
18 with chronic fatigue syndrome/myalgic encephalomyelitis. *Journal of Occupational
19 Science*. 2014; 21(4):488-503
- 20 575. Pemberton S, Cox DL. Experiences of daily activity in chronic fatigue
21 syndrome/myalgic encephalomyelitis (CFS/ME) and their implications for
22 rehabilitation programmes. *Disability and Rehabilitation*. 2014; 36(21):1790-1797
- 23 576. Pemberton S, Dunn N, Bradley J, McKeever V. Survey of patient outcomes and
24 experience for adults and young people accessing a ME/CFS rehabilitation service.
25 2019.
- 26 577. Perrin RN. Chronic fatigue syndrome, a review from the biomechanical perspective.
27 *British Osteopathic Journal*. 1993; 11:15-23
- 28 578. Perrin RN, Edwards J, Hartley P. An evaluation of the effectiveness of osteopathic
29 treatment on symptoms associated with myalgic encephalomyelitis. A preliminary
30 report. *Journal of Medical Engineering and Technology*. 1998; 22(1):1-13
- 31 579. Perrin RN, Richards JD, Pentreath V, Percy DF. Muscle fatigue in chronic fatigue
32 syndrome/myalgic encephalomyelitis (CFS/ME) and its response to a manual
33 therapeutic approach: A pilot study. *International Journal of Osteopathic Medicine*.
34 2011; 14(3):96-105
- 35 580. Peterson PK, Schenck CH, Sherman R. Chronic fatigue syndrome in Minnesota.
36 *Minnesota Medicine*. 1991; 74(5):21-26
- 37 581. Peterson PK, Sirt SA, Grammith FC, Schenck CH, Pheley AM, Hu S et al. Effects of
38 mild exercise on cytokines and cerebral blood flow in chronic fatigue syndrome
39 patients. *Clinical and Diagnostic Laboratory Immunology*. 1994; 1(2):222-226
- 40 582. Pheby D, Saffron L. Risk factors for severe ME/CFS. *Biology and Medicine*. 2009;
41 1(4):50-74
- 42 583. Physios for M.E. An exploratory study of the experiences of M.E patients and
43 physiotherapy [Unpublished].
- 44 584. Picariello F, Ali S, Foubister C, Chalder T. 'It feels sometimes like my house has burnt
45 down, but I can see the sky': A qualitative study exploring patients' views of cognitive

- 1 behavioural therapy for chronic fatigue syndrome. *British Journal of Health*
2 *Psychology*. 2017; 22(3):383-413
- 3 585. Pinikahana J, Holloway G, Millen N. The limits of medicine and the social
4 consequences for sufferers of chronic fatigue syndrome. *Australian Journal of*
5 *Primary Health*. 2002; 8(2):70-76
- 6 586. Pinxsterhuis I, Sandvik L, Strand EB, Bautz-Holter E, Sveen U. Effectiveness of a
7 group-based self-management program for people with chronic fatigue syndrome: A
8 randomized controlled trial. *Clinical Rehabilitation*. 2017; 31(1):93-103
- 9 587. Pinxsterhuis I, Strand EB, Stormorken E, Sveen U. From chaos and insecurity to
10 understanding and coping: Experienced benefits of a group-based education
11 programme for people with chronic fatigue syndrome. *British Journal of Guidance &*
12 *Counselling*. 2015; 43(4):463-475
- 13 588. Pinxsterhuis I, Strand EB, Sveen U. Coping with chronic fatigue syndrome: a review
14 and synthesis of qualitative studies. *Fatigue: Biomedicine, Health and Behavior*.
15 2015; 3(3):173-188
- 16 589. Plascencia-Villa G, Ponce A, Collingwood JF, Arellano-Jiménez MJ, Zhu X, Rogers
17 JT et al. High-resolution analytical imaging and electron holography of magnetite
18 particles in amyloid cores of Alzheimer's disease. *Scientific Reports*. 2016;
19 6(1):24873
- 20 590. Plioplys AV, Plioplys S. Amantadine and L-carnitine treatment of Chronic Fatigue
21 Syndrome. *Neuropsychobiology*. 1997; 35(1):16-23
- 22 591. Polli A, Van Oosterwijck J, Meeus M, Lambrecht L, Nijs J, Ickmans K. Exercise-
23 induce hyperalgesia, complement system and elastase activation in myalgic
24 encephalomyelitis/chronic fatigue syndrome - a secondary analysis of experimental
25 comparative studies. *Scandinavian Journal of Pain*. 2018; 19(1):183-192
- 26 592. Polo Ferrández C. [Effectiveness of graduated therapeutic exercise and cognitive
27 behavioural therapy in chronic fatigue syndrome: a systematic review]. Salamanca.
28 University of Salamanca. 2020
- 29 593. Polo O, Pesonen P, Tuominen E. Low-dose naltrexone in the treatment of myalgic
30 encephalomyelitis/chronic fatigue syndrome (ME/CFS). *Fatigue: Biomedicine, Health*
31 *& Behavior*. 2019; 7(4):207-217
- 32 594. Porter NS, Jason LA, Boulton A, Bothne N, Coleman B. Alternative medical
33 interventions used in the treatment and management of myalgic
34 encephalomyelitis/chronic fatigue syndrome and fibromyalgia. *Journal of Alternative*
35 *and Complementary Medicine*. 2010; 16(3):235-249
- 36 595. Powell P, Bentall RP, Nye FJ, Edwards RH. Patient education to encourage graded
37 exercise in chronic fatigue syndrome. 2-year follow-up of randomised controlled trial.
38 *British Journal of Psychiatry*. 2004; 184:142-146
- 39 596. Powell P, Bentall RP, Nye FJ, Edwards RH. Randomised controlled trial of patient
40 education to encourage graded exercise in chronic fatigue syndrome. *BMJ*. 2001;
41 322(7283):387-390
- 42 597. Preparing children for starting primary school. 2018. Available from:
43 [https://www.thetimes.co.uk/article/preparing-children-for-starting-primary-school-](https://www.thetimes.co.uk/article/preparing-children-for-starting-primary-school-6q6hv8nl3#)
44 [6q6hv8nl3#](https://www.thetimes.co.uk/article/preparing-children-for-starting-primary-school-6q6hv8nl3#) Last accessed: 05/12/2019.

- 1 598. Price J, Mitchell E, Tidy E, Hunot V. Cognitive behaviour therapy for chronic fatigue
2 syndrome in adults. Cochrane Database of Systematic Reviews 2008, Issue 3. Art.
3 No.: CD001027. DOI: 10.1002/14651858.CD001027.pub2.
- 4 599. Price JR, Couper J. Cognitive behaviour therapy for adults with chronic fatigue
5 syndrome. Cochrane Database of Systematic Reviews 2000, Issue 2. Art. No.:
6 CD001027. DOI: 10.1002/14651858.CD001027.
- 7 600. Prins J, Bleijenberg G, Rouweler EK, van der Meer J. Effect of psychiatric disorders
8 on outcome of cognitive-behavioural therapy for chronic fatigue syndrome. British
9 Journal of Psychiatry. 2005; 187:184-185
- 10 601. Prins JB, Bleijenberg G, Bazelmans E, Elving LD, de Boo TM, Severens JL et al.
11 Cognitive behaviour therapy for chronic fatigue syndrome: A multicentre randomised
12 controlled trial. Lancet. 2001; 357(9259):841-847
- 13 602. Prins JB, Bleijenberg G, Rouweler EK, Van Weel C, Van der Meer JWM. Doctor-
14 patient relationship in primary care of chronic fatigue syndrome: Perspectives of the
15 doctor and the patient. Journal of Chronic Fatigue Syndrome. 2000; 7(4):3-15
- 16 603. Prokhorov BE, Förster M, Stolle C, Lesur V, Namgalagze AA, Holschneider M. The
17 ionospheric current system and its contribution to the Earth's magnetic field.
18 Geophysical Research Abstracts. 2016; 18
- 19 604. Puetz TW, Flowers SS, O'Connor PJ. A randomized controlled trial of the effect of
20 aerobic exercise training on feelings of energy and fatigue in sedentary young adults
21 with persistent fatigue. Psychotherapy and Psychosomatics. 2008; 77(3):167-174
- 22 605. Puri BK, Gunatilake KD, Fernando KA, Gurusinghe AI, Agour M, Treasaden IH.
23 Increased tenderness in the left third intercostal space in adult patients with myalgic
24 encephalomyelitis: A controlled study. Journal of International Medical Research.
25 2011; 39(1):212-214
- 26 606. Quarmby L, Rimes KA, Deale A, Wessely S, Chalder T. Cognitive-behaviour therapy
27 for chronic fatigue syndrome: Comparison of outcomes within and outside the
28 confines of a randomised controlled trial. Behaviour Research and Therapy. 2007;
29 45(6):1085-1094
- 30 607. Raijmakers RPH, Keijmel SP, Breukers EMC, Bleijenberg G, van der Meer JWM,
31 Bleeker-Rovers CP et al. Long-term effect of cognitive behavioural therapy and
32 doxycycline treatment for patients with Q fever fatigue syndrome: One-year follow-up
33 of the Qure study. Journal of Psychosomatic Research. 2019; 116:62-67
- 34 608. Raine R, Carter S, Sensky T, Black N. General practitioners' perceptions of chronic
35 fatigue syndrome and beliefs about its management, compared with irritable bowel
36 syndrome: Qualitative study. BMJ. 2004; 328(7452):1354-1357
- 37 609. Rand Corporation. 36-Item Short Form Survey Instrument (SF-36). Available from:
38 [https://www.rand.org/health-care/surveys_tools/mos/36-item-short-form/survey-
instrument.html](https://www.rand.org/health-care/surveys_tools/mos/36-item-short-form/survey-
39 instrument.html) Last accessed: 03/12/2019.
- 40 610. Rao AV, Bested AC, Beaulne TM, Katzman MA, Iorio C, Berardi JM et al. A
41 randomized, double-blind, placebo-controlled pilot study of a probiotic in emotional
42 symptoms of chronic fatigue syndrome. Gut Pathogens. 2009; 1(1):6
- 43 611. Rawlins M. De Testimonio: On the evidence for decisions about the use of
44 therapeutic interventions. Clinical Medicine (London, England). 2008; 8(6):579-588

- 1 612. Ray C, Jefferies S, Weir W, Hayes K, Simon S, Akingbade F et al. Making sense of
2 chronic fatigue syndrome: Patients' accounts of onset. *Psychology & Health*. 1998;
3 13(1):99-109
- 4 613. Ray C, Jefferies S, Weir WR. Life-events and the course of chronic fatigue syndrome.
5 *British Journal of Medical Psychology*. 1995; 68(Pt 4):323-331
- 6 614. Reactive oxygen species in biology and human health. Ahmad SI. 1st ed. Boca
7 Raton. CRC Press. 2016.
- 8 615. Regland B, Forsmark S, Halaouate L, Matousek M, Peilot B, Zachrisson O et al.
9 Response to vitamin B12 and folic acid in myalgic encephalomyelitis and
10 fibromyalgia. *PLoS One*. 2015; 10(4):e0124648
- 11 616. Reme SE, Archer N, Chalder T. Experiences of young people who have undergone
12 the Lightning Process to treat chronic fatigue syndrome/myalgic encephalomyelitis--a
13 qualitative study. *British Journal of Health Psychology*. 2013; 18(3):508-525
- 14 617. Reynolds F, Vivat B. Art-making and identity work: A qualitative study of women living
15 with chronic fatigue syndrome/myalgic encephalomyelitis (CFS/ME). *Arts & Health:
16 An International Journal of Research, Policy and Practice*. 2010; 2(1):67-80
- 17 618. Reynolds F, Vivat B. Narratives of art-making in chronic fatigue syndrome/myalgic
18 encephalomyelitis: Three case studies. *The Arts in Psychotherapy*. 2006; 33(5):435-
19 445
- 20 619. Reynolds F, Vivat B, Prior S. Women's experiences of increasing subjective well-
21 being in CFS/ME through leisure-based arts and crafts activities: A qualitative study.
22 *Disability and Rehabilitation*. 2008; 30(17):1279-1288
- 23 620. Reynolds GK, Lewis DP, Richardson AM, Lidbury BA. Comorbidity of postural
24 orthostatic tachycardia syndrome and chronic fatigue syndrome in an Australian
25 cohort. *Journal of Internal Medicine*. 2014; 275(4):409-417
- 26 621. Richards J, Chaplin R, Starkey C, Turk J. Illness beliefs in chronic fatigue syndrome:
27 A study involving affected adolescents and their parents. *Child and Adolescent
28 Mental Health*. 2006; 11(4):198-203
- 29 622. Richards J, Smith F. Chronic fatigue syndrome in children and adolescents: General
30 practitioners' experience of the problem and their views about its treatment.
31 *Psychiatric Bulletin*. 1998; 22(4):203-206
- 32 623. Richardson G, Epstein D, Chew-Graham C, Dowrick C, Bentall RP, Morriss RK et al.
33 Cost-effectiveness of supported self-management for CFS/ME patients in primary
34 care. *BMC Family Practice*. 2013; 14:12
- 35 624. Richardson J. Myalgic encephalomyelitis: guidelines for doctors. *Journal of Chronic
36 Fatigue Syndrome*. 2002; 10(1):65-80
- 37 625. Ridsdale L, Darbishire L, Seed PT. Is graded exercise better than cognitive behaviour
38 therapy for fatigue? A UK randomized trial in primary care. *Psychological Medicine*.
39 2004; 34(1):37-49
- 40 626. Ridsdale L, Godfrey E, Chalder T, Seed P, King M, Wallace P et al. Chronic fatigue in
41 general practice: Is counselling as good as cognitive behaviour therapy? A UK
42 randomised trial. *British Journal of General Practice*. 2001; 51(462):19-24
- 43 627. Ridsdale L, Hurley M, King M, McCrone P, Donaldson N. The effect of counselling,
44 graded exercise and usual care for people with chronic fatigue in primary care: A
45 randomized trial. *Psychological Medicine*. 2012; 42(10):2217-2224

- 1 628. Rimes KA, Chalder T. Treatments for chronic fatigue syndrome. *Occupational*
2 *Medicine (Oxford)*. 2005; 55(1):32-39
- 3 629. Rimes KA, Papadopoulos AS, Cleare AJ, Chalder T. Cortisol output in adolescents
4 with chronic fatigue syndrome: Pilot study on the comparison with healthy
5 adolescents and change after cognitive behavioural guided self-help treatment.
6 *Journal of Psychosomatic Research*. 2014; 77(5):409-414
- 7 630. Rimes KA, Wingrove J. Mindfulness-based cognitive therapy for people with chronic
8 fatigue syndrome still experiencing excessive fatigue after cognitive behaviour
9 therapy: A pilot randomized study. *Clinical Psychology & Psychotherapy*. 2013;
10 20(2):107-117
- 11 631. Roberts AD, Papadopoulos AS, Wessely S, Chalder T, Cleare AJ. Salivary cortisol
12 output before and after cognitive behavioural therapy for chronic fatigue syndrome.
13 *Journal of Affective Disorders*. 2009; 115(1-2):280-286
- 14 632. Roberts D. Chronic fatigue syndrome and quality of life. *Patient Related Outcome*
15 *Measures*. 2018; 9:253-262
- 16 633. Roberts E, Wessely S, Chalder T, Chang CK, Hotopf M. Mortality of people with
17 chronic fatigue syndrome: A retrospective cohort study in England and Wales from
18 the South London and Maudsley NHS Foundation Trust Biomedical Research Centre
19 (SLaM BRC) Clinical Record Interactive Search (CRIS) Register. *Lancet*. 2016;
20 387(10028):1638-1643
- 21 634. Roe A. North of Tyne CFS/ME rehabilitation and management team: Service
22 evaluation 2016.
- 23 635. Roerink ME, Bredie SJH, Heijnen M, Dinarello CA, Knoop H, Van der Meer JWM.
24 Cytokine inhibition in patients with chronic fatigue syndrome: A randomized trial.
25 *Annals of Internal Medicine*. 2017; 166(8):557-564
- 26 636. Roerink ME, Knoop H, Bredie SJ, Heijnen M, Joosten LA, Netea MG et al. Cytokine
27 inhibition in chronic fatigue syndrome patients: Study protocol for a randomized
28 controlled trial. *Trials*. 2015; 16:439
- 29 637. Roerink ME, Knoop H, Bronkhorst EM, Mouthaan HA, Hawinkels LJAC, Joosten LAB
30 et al. Cytokine signatures in chronic fatigue syndrome patients: A case control study
31 and the effect of anakinra treatment. *Journal of Translational Medicine*. 2017; 15:267
- 32 638. Roma M, Marden CL, Flaherty MAK, Jasion SE, Cranston EM, Rowe PC. Impaired
33 health-related quality of life in adolescent myalgic encephalomyelitis/chronic fatigue
34 syndrome: The impact of core symptoms. *Frontiers in Pediatrics*. 2019; 7:26
- 35 639. Roman P, Carrillo-Trabalon F, Sanchez-Labraca N, Canadas F, Estevez AF,
36 Cardona D. Are probiotic treatments useful on fibromyalgia syndrome or chronic
37 fatigue syndrome patients? A systematic review. *Beneficial Microbes*. 2018; 9(4):603-
38 611
- 39 640. Rothschild PR, Huertas JG. Ambulatory naturopathic treatment of chronic fatigue
40 immune deficiency syndrome (CFIDS) with RM-10TM caplets. *Progress in Nutrition*.
41 2002; 4(Suppl 1):77-96
- 42 641. Rowbottom D, Keast D, Pervan Z, Goodman C, Bhagat C, Kakulas B et al. The role
43 of glutamine in the aetiology of the chronic fatigue syndrome: A prospective study.
44 *Journal of Chronic Fatigue Syndrome*. 1998; 4(2):3-22

- 1 642. Rowe K. Paediatric patients with myalgic encephalomyelitis/chronic fatigue syndrome
2 value understanding and help to move on with their lives. *Acta Paediatrica*. 2020;
3 109(4):790-800
- 4 643. Rowe KS. Long term follow up of young people with chronic fatigue syndrome
5 attending a pediatric outpatient service. *Frontiers in Pediatrics*. 2019; 7:21
- 6 644. Rowe PC, Underhill RA, Friedman KJ, Gurwitt A, Medow MS, Schwartz MS et al.
7 Myalgic encephalomyelitis/chronic fatigue syndrome diagnosis and management in
8 young people: A primer. *Frontiers in Pediatrics*. 2017; 5:121
- 9 645. Ruggieri V, Paz MI, Peretti MG, Rugilo C, Bologna R, Freire C et al. Enterovirus D68
10 infection in a cluster of children with acute flaccid myelitis, Buenos Aires, Argentina,
11 2016. *European Journal of Paediatric Neurology*. 2017; 21(6):884-890
- 12 646. Russell C, Kyle SD, Wearden AJ. Do evidence based interventions for chronic fatigue
13 syndrome improve sleep? A systematic review and narrative synthesis. *Sleep*
14 *Medicine Reviews*. 2017; 33:101-110
- 15 647. Russell V, Gaston AM, Lewin RJP, Atkinson CM, Champion PD. Group rehabilitation
16 for adult chronic fatigue syndrome. [Unpublished article]. 2001.
- 17 648. Ryckeghem H, Delesie L, Tobback E, Lievens S, Vogelaers D, Mariman A. Exploring
18 the potential role of the advanced nurse practitioner within a care path for patients
19 with chronic fatigue syndrome. *Journal of Advanced Nursing*. 2017; 73(7):1610-1619
- 20 649. Sabes-Figuera R, McCrone P, Hurley M, King M, Donaldson AN, Ridsdale L. Cost-
21 effectiveness of counselling, graded-exercise and usual care for chronic fatigue:
22 Evidence from a randomised trial in primary care. *BMC Health Services Research*.
23 2012; 12:264
- 24 650. Sachs L. From a lived body to a medicalized body: diagnostic transformation and
25 chronic fatigue syndrome. *Medical Anthropology*. 2001; 19(4):299-317
- 26 651. Saltzstein BJ, Wyshak G, Hubbuch JT, Perry JC. A naturalistic study of the chronic
27 fatigue syndrome among women in primary care. *General Hospital Psychiatry*. 1998;
28 20(5):307-316
- 29 652. Sandler CX, Lloyd AR, Barry BK. Fatigue exacerbation by interval or continuous
30 exercise in chronic fatigue syndrome. *Medicine and Science in Sports and Exercise*.
31 2016; 48(10):1875-1885
- 32 653. Santaella ML, Font I, Disdier OM. Comparison of oral nicotinamide adenine
33 dinucleotide (NADH) versus conventional therapy for chronic fatigue syndrome.
34 *Puerto Rico Health Sciences Journal*. 2004; 23(2):89-93
- 35 654. Santini SJ, Cordone V, Falone S, Mijit M, Tatone C, Amicarelli F et al. Role of
36 mitochondria in the oxidative stress induced by electromagnetic fields: Focus on
37 reproductive systems. *Oxidative Medicine and Cellular Longevity*. 2018;
38 2018:5076271
- 39 655. Šarić A, Buell AK, Meisl G, Michaels TCT, Dobson CM, Linse S et al. Physical
40 determinants of the self-replication of protein fibrils. *Nature Physics*. 2016; 12:874-
41 880
- 42 656. Sathyapalan T, Beckett S, Rigby AS, Mellor DD, Atkin SL. High cocoa polyphenol rich
43 chocolate may reduce the burden of the symptoms in chronic fatigue syndrome.
44 *Nutrition Journal*. 2010; 9:55

- 1 657. Scheeres K, Knoop H, Meer v, Bleijenberg G. Clinical assessment of the physical
2 activity pattern of chronic fatigue syndrome patients: A validation of three methods.
3 Health & Quality of Life Outcomes. 2009; 7:29
- 4 658. Scheeres K, Wensing M, Bleijenberg G, Severens JL. Implementing cognitive
5 behavior therapy for chronic fatigue syndrome in mental health care: A costs and
6 outcomes analysis. BMC Health Services Research. 2008; 8(175)
- 7 659. Scheeres K, Wensing M, Knoop H, Bleijenberg G. Implementing cognitive behavioral
8 therapy for chronic fatigue syndrome in a mental health center: A benchmarking
9 evaluation. Journal of Consulting and Clinical Psychology. 2008; 76(1):163-171
- 10 660. Scheeres K, Wensing M, Mes C, Bleijenberg G. The impact of informational
11 interventions about cognitive behavioral therapy for chronic fatigue syndrome on GPs
12 referral behavior. Patient Education and Counseling. 2007; 68(1):29-32
- 13 661. Schmaling KB, Patterson TL. The association of major life events with chronic fatigue.
14 Journal of Psychosomatic Research. 2019; 125:109810
- 15 662. Schoofs N, Bambini D, Ronning P, Bielak E, Woehl J. Death of a lifestyle: The effects
16 of social support and healthcare support on the quality of life of persons with
17 fibromyalgia and/or chronic fatigue syndrome. Orthopaedic Nursing. 2004; 23(6):364-
18 374
- 19 663. Schweitzer R, Kelly B, Foran A, Terry D, Whiting J. Quality of life in chronic fatigue
20 syndrome. Social Science and Medicine. 1995; 41(10):1367-1372
- 21 664. Service related research project: a service evaluation of an eight-week lifestyle
22 management programme run by a chronic fatigue syndrome.
- 23 665. Service related research project: executive summary. A service evaluation of a
24 lifestyle management group programme at a chronic fatigue syndrome service. 2015.
- 25 666. Severens JL, Prins JB, van der Wilt GJ, van der Meer JW, Bleijenberg G. Cost-
26 effectiveness of cognitive behaviour therapy for patients with chronic fatigue
27 syndrome. QJM. 2004; 97(3):153-161
- 28 667. Shakespeare T, Watson N, Alghaib OA. Blaming the victim, all over again: Waddell
29 and Aylward's biopsychosocial (BPS) model of disability. Critical Social Policy. 2017;
30 37(1):22-41
- 31 668. Shan ZY, Finegan K, Bhuta S, Ireland T, Staines DR, Marshall-Gradisnik SM et al.
32 Brain function characteristics of chronic fatigue syndrome: A task fMRI study.
33 NeuroImage: Clinical. 2018; 19:279-286
- 34 669. Sharpe M. Cognitive behavior therapy for chronic fatigue syndrome: Efficacy and
35 implications. American Journal of Medicine. 1998; 105(3A):104S-109S
- 36 670. Sharpe M, Chalder T, Johnson AL, Goldsmith KA, White PD. Do more people recover
37 from chronic fatigue syndrome with cognitive behaviour therapy or graded exercise
38 therapy than with other treatments? Fatigue: Biomedicine, Health and Behavior.
39 2017; 5(1):57-61
- 40 671. Sharpe M, Goldsmith KA, Johnson AL, Chalder T, Walker J, White PD. Rehabilitative
41 treatments for chronic fatigue syndrome: Long-term follow-up from the PACE trial.
42 The Lancet Psychiatry. 2015; 2(12):1067-1074
- 43 672. Sharpe M, Hawton K, Simkin S, Surawy C, Hackmann A, Klimes I et al. Cognitive
44 behaviour therapy for the Chronic Fatigue Syndrome: A randomised controlled trial.
45 Verhaltenstherapie. 1998; 8(2):118-124

- 1 673. Sharpe M, Hawton K, Simkin S, Surawy C, Hackmann A, Klimes I et al. Cognitive
2 behaviour therapy for the chronic fatigue syndrome: A randomized controlled trial.
3 BMJ. 1996; 312(7022):22-26
- 4 674. Sharpe MC, Archard LC, Banatvala JE, Borysiewicz LK, Clare AW, David A et al. A
5 report--chronic fatigue syndrome: Guidelines for research. Journal of the Royal
6 Society of Medicine. 1991; 84(2):118-121
- 7 675. Shu Q, Wang H, Litscher D, Wu S, Chen L, Gaischek I et al. Acupuncture and
8 moxibustion have different effects on fatigue by regulating the autonomic nervous
9 system: A pilot controlled clinical trial. Scientific Reports. 2016; 6:37846
- 10 676. Shukla SK, Cook D, Meyer J, Vernon SD, Le T, Clevidence D et al. Changes in gut
11 and plasma microbiome following exercise challenge in myalgic
12 encephalomyelitis/chronic fatigue syndrome (ME/CFS). PloS One. 2015;
13 10(12):e0145453
- 14 677. Shungu DC, Weiduschat N, Murrough JW, Mao X, Pillemer S, Dyke JP et al.
15 Increased ventricular lactate in chronic fatigue syndrome. III. Relationships to cortical
16 glutathione and clinical symptoms implicate oxidative stress in disorder
17 pathophysiology. NMR in Biomedicine. 2012; 25(9):1073-1087
- 18 678. Sidi-Ali-Mebarek B. Role of relationship impact on chronic fatigue syndrome: A
19 qualitative inquiry. San Diego, CA. Alliant International University. 2009
- 20 679. Smith ME, Haney E, McDonagh M, Pappas M, Daeges M, Wasson N et al. Treatment
21 of myalgic encephalomyelitis/chronic fatigue syndrome: A systematic review for a
22 national institutes of health pathways to prevention workshop. Annals of Internal
23 Medicine. 2015; 162(12):841-850
- 24 680. Smith MEB, Nelson HD, Haney E, Pappas M, Daeges M, Wasson N et al. Diagnosis
25 and treatment of myalgic encephalomyelitis/chronic fatigue syndrome. Evidence
26 Report/Technology Assessment 2014; (219):1-433
- 27 681. Smith S, Sullivan K. Examining the influence of biological and psychological factors
28 on cognitive performance in chronic fatigue syndrome: A randomized, double-blind,
29 placebo-controlled, crossover study. International Journal of Behavioral Medicine.
30 2003; 10(2):162-173
- 31 682. Smith SN, Crawley E. Is there effective behavioural treatment for children with
32 chronic fatigue syndrome/myalgic encephalomyelitis? Archives of Disease in
33 Childhood. 2013; 98(7):561-563
- 34 683. Snell CR, Stevens SR, Davenport TE, Van Ness JM. Discriminative validity of
35 metabolic and workload measurements for identifying people with chronic fatigue
36 syndrome. Physical Therapy. 2013; 93(11):1484-1492
- 37 684. Snell CR, Stevens SR, VanNess JM. Chronic fatigue syndrome, ampligen, and
38 quality of life: A phenomenological perspective. Journal of Chronic Fatigue
39 Syndrome. 2001; 8(3-4):117-121
- 40 685. Snounou R, Woods N, Henry L, Adams JA. Focus group evaluation of an eight-week
41 group condition management programme for myalgic encephalomyelitis/ chronic
42 fatigue syndrome (ME/CFS).
- 43 686. Soderberg S, Evengard B. Short-term group therapy for patients with chronic fatigue
44 syndrome. Psychotherapy and Psychosomatics. 2001; 70(2):108-111

- 1 687. Soderlund A, Malterud K. Why did I get chronic fatigue syndrome? A qualitative
2 interview study of causal attributions in women patients. *Scandinavian Journal of*
3 *Primary Health Care*. 2005; 23(4):242-247
- 4 688. Soderlund A, Skoge AM, Malterud K. "I could not lift my arm holding the fork...". Living
5 with chronic fatigue syndrome. *Scandinavian Journal of Primary Health Care*. 2000;
6 18(3):165-169
- 7 689. Solomon-Moore E, Jago R, Beasant L, Brigden A, Crawley E. Physical activity
8 patterns among children and adolescents with mild-to-moderate chronic fatigue
9 syndrome/myalgic encephalomyelitis. *BMJ Paediatrics Open*. 2019; 3:e000425
- 10 690. Son HM, Park EY, Kim DH, Kim E, Shin MS, Kim TH. Experiences with, perceptions
11 of and attitudes towards traditional Korean medicine (TKM) in patients with chronic
12 fatigue: a qualitative, one-on-one, in-depth interview study. *BMJ Open*. 2015;
13 5(9):e006178
- 14 691. Stahl D, Rimes KA, Chalder T. Mechanisms of change underlying the efficacy of
15 cognitive behaviour therapy for chronic fatigue syndrome in a specialist clinic: A
16 mediation analysis. *Psychological Medicine*. 2014; 44(6):1331-1344
- 17 692. Staud R, Boissoneault J, Craggs JG, Lai S, Robinson ME. Task related cerebral
18 blood flow changes of patients with chronic fatigue syndrome: An arterial spin labeling
19 study. *Fatigue*. 2018; 6(2):63-79
- 20 693. Staud R, Kizer T, Robinson ME. Muscle injections with lidocaine improve resting
21 fatigue and pain in patients with chronic fatigue syndrome. *Journal of Pain Research*.
22 2017; 10:1477-1486
- 23 694. Steffen TM, Hacker TA, Mollinger L. Age- and gender-related test performance in
24 community-dwelling elderly people: Six-Minute Walk Test, Berg Balance Scale,
25 Timed Up & Go Test, and gait speeds. *Physical Therapy*. 2002; 82(2):128-137
- 26 695. Stenhoff AL, Sadreddini S, Peters S, Wearden A. Understanding medical students'
27 views of chronic fatigue syndrome: A qualitative study. *Journal of Health Psychology*.
28 2015; 20(2):198-209
- 29 696. Stevelink SAM, Fear NT, Hotopf M, Chalder T. Factors associated with work status in
30 chronic fatigue syndrome. *Occupational Medicine*. 2019; 69(6):453-458
- 31 697. Stevens MW. Chronic fatigue syndrome: A chronobiologically oriented controlled
32 treatment outcome study. San Diego. California School of Professional Psychology.
33 1999
- 34 698. Stevens S, Snell C, Stevens J, Keller B, VanNess JM. Cardiopulmonary exercise test
35 methodology for assessing exertion intolerance in myalgic encephalomyelitis/chronic
36 fatigue syndrome. *Frontiers in Pediatrics*. 2018; 6:242
- 37 699. Stevens SR, Davenport TE. Functional outcomes of anaerobic rehabilitation in a
38 patient with chronic fatigue syndrome: Case report with 1-year follow up. *Bulletin of*
39 *the IACFS/ME*. 2010; 18(3):93-98
- 40 700. Stoll SVE, Crawley E, Richards V, Lal N, Brigden A, Loades ME. What treatments
41 work for anxiety in children with chronic fatigue syndrome/myalgic encephalomyelitis
42 (CFS/ME)? Systematic review. *BMJ Open*. 2017; 7(9):e015481
- 43 701. Stordeur S, Thiry N, Eyssen M. Chronisch Vermoeidheidssyndroom: Diagnose,
44 behandeling en zorgorganisatie. Brussel. Federaal Kenniscentrum voor de
45 Gezondheidszorg (KCE), 2008. Available from:
46 <https://kce.fgov.be/sites/default/files/atoms/files/d20081027358.pdf>

- 1 702. Stormorken E, Jason LA, Kirkevold M. Fatigue in adults with post-infectious fatigue
2 syndrome: A qualitative content analysis. *BMC Nursing*. 2015; 14:64
- 3 703. Strang JM, Horan J. Treatment of chronic fatigue syndrome: A cognitive-behavioral
4 approach to enhance personal mastery. Tempe, AZ. Arizona State University. 2002
- 5 704. Strassheim V, Deary V, Webster DA, Douglas J, Newton JL, Hackett KL.
6 Conceptualizing the benefits of a group exercise program developed for those with
7 chronic fatigue: a mixed methods clinical evaluation. *Disability and Rehabilitation*.
8 2019; <https://dx.doi.org/10.1080/09638288.2019.1636315>
- 9 705. Strassheim VJ, Sunnquist M, Jason LA, Newton JL. Defining the prevalence and
10 symptom burden of those with self-reported severe chronic fatigue syndrome/myalgic
11 encephalomyelitis (CFS/ME): A two-phase community pilot study in the North East of
12 England. *BMJ Open*. 2018; 8:e020775
- 13 706. Strawbridge R, Sartor ML, Scott F, Cleare AJ. Inflammatory proteins are altered in
14 chronic fatigue syndrome-A systematic review and meta-analysis. *Neuroscience and
15 Biobehavioral Reviews*. 2019; 107:69-83
- 16 707. Strayer DR, Carter WA, Stouch BC, Stevens SR, Bateman L, Cimoch PJ et al. A
17 double-blind, placebo-controlled, randomized, clinical trial of the TLR-3 agonist
18 rintatolimod in severe cases of chronic fatigue syndrome. *PloS One*. 2012;
19 7(3):e31334
- 20 708. Strbak O, Kopcansky P, Frollo I. Biogenic magnetite in humans and new magnetic
21 resonance hazard questions. *Mesurament Science Review*. 2011; 11(3):85-91
- 22 709. Stubhaug B, Lie SA, Ursin H, Eriksen HR. Cognitive-behavioural therapy v.
23 mirtazapine for chronic fatigue and neurasthenia: Randomised placebo-controlled
24 trial. *British Journal of Psychiatry*. 2008; 192(3):217-223
- 25 710. Stulemeijer M, de Jong L, Fiselier T, Bleijenberg G. The effectiveness of cognitive
26 behaviour therapy for adolescents with chronic fatigue syndrome: a randomised
27 controlled trial. 32nd Congress of the British Association for Behavioural and
28 Cognitive Psychotherapies (jointly with the European Association of Behavioural and
29 Cognitive Therapies); 2004 September 7 - 11; Manchester. 2004:205-206
- 30 711. Stulemeijer M, de Jong LW, Fiselier TJ, Hoogveld SW, Bleijenberg G. Cognitive
31 behaviour therapy for adolescents with chronic fatigue syndrome: Randomised
32 controlled trial. *BMJ*. 2005; 330(7481):14
- 33 712. Sturge-Jacobs M. The experience of living with fibromyalgia: Confronting an invisible
34 disability. *Research and Theory for Nursing Practice*. 2002; 16(1):19-31
- 35 713. Sumathipala A, Siribaddana S, Abeysingha MR, De Silva P, Dewey M, Prince M et al.
36 Cognitive-behavioural therapy v. structured care for medically unexplained
37 symptoms: Randomised controlled trial. *British Journal of Psychiatry*. 2008;
38 193(1):51-59
- 39 714. Sung WS, Kang HR, Jung CY, Park SS, Lee SH, Kim EJ. Efficacy of Korean red
40 ginseng (*Panax ginseng*) for middle-aged and moderate level of chronic fatigue
41 patients: A randomized, double-blind, placebo-controlled trial. *Complementary
42 Therapies in Medicine*. 2020; 48:102246
- 43 715. Sunnquist M, Jason LA. A reexamination of the cognitive behavioral model of chronic
44 fatigue syndrome. *Journal of Clinical Psychology*. 2018; 74(7):1234-1245

- 1 716. Sunnquist M, Nicholson L, Jason LA, Friedman KJ. Access to medical care for
2 individuals with myalgic encephalomyelitis and chronic fatigue syndrome: a call for
3 centers of excellence. *Modern Clinical Medicine Research*. 2017; 1(1):28-35
- 4 717. Surawy C, Roberts J, Silver A. The effect of mindfulness training on mood and
5 measures of fatigue, activity, and quality of life in patients with chronic fatigue
6 syndrome on a hospital waiting list: A series of exploratory studies. *Behavioural and
7 Cognitive Psychotherapy*. 2005; 33(1):103-109
- 8 718. Sutcliffe K, Gray J, Tan MP, Pairman J, Wilton K, Parry SW et al. Home orthostatic
9 training in chronic fatigue syndrome--A randomized, placebo-controlled feasibility
10 study. *European Journal of Clinical Investigation*. 2010; 40(1):18-24
- 11 719. Sutton and St Helier Hospitals. Chronic Fatigue Service Sutton and St Helier
12 Hospitals Audit: Group programme satisfaction questionnaires. October 2006-May
13 2007.
- 14 720. Suvorov IM, Sushentsova TI, Posokhin VV, Chekodanova NV, Popova VI,
15 Kormushina VV. [Microwave radiation as a factor in altering the health of the
16 population]. *Meditsina Truda i Promyshlennaia Ekologiya*. 1998; (11):29-30
- 17 721. Swinscow TDV. Correlation and regression. *Statistics at square one*. 9th ed. 1997.
- 18 722. Swoboda DA. The social construction of contested illness legitimacy: A grounded
19 theory analysis. *Qualitative Research in Psychology*. 2006; 3(3):233-251
- 20 723. Taylor AK, Loades M, Brigden AL, Collin SM, Crawley E. 'It's personal to me': A
21 qualitative study of depression in young people with CFS/ME. *Clinical Child
22 Psychology and Psychiatry*. 2017; 22(2):326-340
- 23 724. Taylor AP. Environmental magnetite in the human brain. 2016. Available from:
24 [https://www.the-scientist.com/daily-news/environmental-magnetite-in-the-human-
25 brain-32901](https://www.the-scientist.com/daily-news/environmental-magnetite-in-the-human-brain-32901) Last accessed: 04/12/2019.
- 26 725. Taylor D. Clinical outcome evaluation for the Leeds and York CFS/ME Service 18/19
27 [Unpublished]. 2019.
- 28 726. Taylor RR. Can the social model explain all of disability experience? Perspectives of
29 persons with chronic fatigue syndrome. *American Journal of Occupational Therapy*.
30 2005; 59(5):497-506
- 31 727. Taylor RR. Quality of life and symptom severity for individuals with chronic fatigue
32 syndrome: Findings from a randomized clinical trial. *American Journal of
33 Occupational Therapy*. 2004; 58(1):35-43
- 34 728. Taylor RR. Rehabilitation programs for individuals with chronic fatigue syndrome: A
35 review. *Journal of Chronic Fatigue Syndrome*. 2006; 13(1):41-55
- 36 729. Taylor RR, Jason LA, Shiraishi Y, Schoeny ME, Keller J. Conservation of resources
37 theory, perceived stress, and chronic fatigue syndrome: Outcomes of a consumer-
38 driven rehabilitation program. *Rehabilitation Psychology*. 2006; 51(2):157-165
- 39 730. Taylor RR, Kielhofner GW. Work-related impairment and employment-focused
40 rehabilitation options for individuals with chronic fatigue syndrome: A review. *Journal
41 of Mental Health*. 2005; 14(3):253-267
- 42 731. Teitelbaum JE, Bird B, Greenfield RM, Weiss A, Muenz L, Gould L. Effective
43 treatment for fibromyalgia (FMS) and chronic fatigue syndrome (CFIDS) - A placebo-
44 controlled study. *Journal of the chronic fatigue syndrome*. 1999; 5(3-4):116-117

- 1 732. Teitelbaum JE, Bird B, Greenfield RM, Weiss A, Muenz L, Gould L. Effective
2 treatment of chronic fatigue syndrome and fibromyalgia - A randomized, double-blind,
3 placebo-controlled, intent-to-treat study. *Journal of Chronic Fatigue Syndrome*. 2001;
4 8(2):3-28
- 5 733. Terzi M, Ozberk B, Deniz OG, Kaplan S. The role of electromagnetic fields in
6 neurological disorders. *Journal of Chemical Neuroanatomy*. 2016; 75(Pt B):77-84
- 7 734. Tevens WE. Enigmatic illness and the wounded self: A study of women with
8 fibromyalgia and chronic fatigue syndromes. Canada. University of Toronto. 2004
- 9 735. The 25% ME Group. Analysis report. 2010. Available from:
10 www.25megroup.org/download/1819/?v=3069
- 11 736. The 25% ME Group. Exercise & ensuring patient safety [Unpublished]. 2014.
- 12 737. The 25% ME Group. Follow up survey on people with M.E., 2001. Available from:
13 <https://25megroup.org/factsheets-and-leaflets>
- 14 738. The 25% ME Group. Input to consultation on draft scope for the Guideline Myalgic
15 encephalomyelitis (or encephalopathy)/chronic fatigue syndrome: Diagnosis and
16 management (in development). 2018.
- 17 739. The 25% ME Group. Input to consultation on NG74 'Intermediate care including
18 reablement'. 2017.
- 19 740. The 25% ME Group. M.E. family/household members survey questionnaire results.
20 2001. Available from: <https://25megroup.org/download/1819/?v=1830>
- 21 741. The 25% ME Group. M.E. generic members survey questionnaire results
22 [unpublished]. 2002.
- 23 742. The 25% ME Group. M.E. questionnaire results. 2000.
- 24 743. The 25% ME Group. Our newsletter. 2019. Available from:
25 <https://25megroup.org/our-newsletter> Last accessed: 11/12/2019.
- 26 744. The 25% ME Group. Severe myalgic encephalomyelitis: Understanding and
27 Remembrance Day (8th August) [pamphlet].
- 28 745. The 25% ME Group. Severely affected ME (myalgic encephalomyelitis) analysis
29 report on questionnaire issued January 2004. 2004.
- 30 746. The Consortium of Multiple Sclerosis Centers Health Services Research
31 Subcommittee. Multiple Sclerosis Quality of Life Inventory: A user's manual 1997.
32 Available from:
33 https://www.nationalmssociety.org/NationalMSSociety/media/MSNationalFiles/Brochures/MSQLI_-_A-User-s-Manual.pdf
34
- 35 747. The GK, Bleijenberg G, Buitelaar JK, van der Meer JW. The effect of ondansetron, a
36 5-HT3 receptor antagonist, in chronic fatigue syndrome: A randomized controlled trial.
37 *Journal of Clinical Psychiatry*. 2010; 71(5):528-533
- 38 748. The GK, Bleijenberg G, van der Meer JW. The effect of aclydine in chronic fatigue
39 syndrome: A randomized controlled trial. *PLoS Clinical Trials*. 2007; 2(5):e19
- 40 749. The ME Association. Managing my M.E. What people with ME/CFS and their carers
41 want from the UK's health and social services. The results of the ME Association's
42 major survey of illness management requirements. Buckinghamshire The ME
43 Association, 2010.

- 1 750. The ME Association. ME/CFS illness management survey results: No decisions about
2 me without me. Part 1. 2015. Available from: [https://www.meassociation.org.uk/wp-](https://www.meassociation.org.uk/wp-content/uploads/2015-ME-Association-Illness-Management-Report-No-decisions-about-me-without-me-30.05.15.pdf)
3 [content/uploads/2015-ME-Association-Illness-Management-Report-No-decisions-
about-me-without-me-30.05.15.pdf](https://www.meassociation.org.uk/wp-content/uploads/2015-ME-Association-Illness-Management-Report-No-decisions-
4 about-me-without-me-30.05.15.pdf)
- 5 751. The Neurological Alliance, Quality Health. The National Neurology Patient Experience
6 Survey 2018/2019: Technical report. 2019. Available from:
7 [https://www.neural.org.uk/wp-content/uploads/2019/07/Neuro-Patience-Techincal-
Report.pdf](https://www.neural.org.uk/wp-content/uploads/2019/07/Neuro-Patience-Techincal-
8 Report.pdf)
- 9 752. Theorell T, Blomkvist V, Lindh G, Evengard B. Critical life events, infections, and
10 symptoms during the year preceding chronic fatigue syndrome (CFS): An
11 examination of CFS patients and subjects with a nonspecific life crisis.
12 *Psychosomatic Medicine*. 1999; 61(3):304-310
- 13 753. Thomas M, Smith A. An investigation into the cognitive deficits associated with
14 chronic fatigue syndrome. *Open Neurology Journal*. 2009; 3:13-23
- 15 754. Tian L, Wang J, Luo C, Sun R, Zhang X, Yuan B et al. Moxibustion at Gaohuang (BL
16 43) for chronic fatigue syndrome: a randomized controlled trial. *Chinese Acupuncture
17 & Moxibustion*. 2015; 35(11):1127-1130
- 18 755. Tiersky LA, DeLuca J, Hill N, Dhar SK, Johnson SK, Lange G et al. Longitudinal
19 assessment of neuropsychological functioning, psychiatric status, functional disability
20 and employment status in chronic fatigue syndrome. *Applied Neuropsychology*. 2001;
21 8(1):41-50
- 22 756. Timbol CR, Baraniuk JN. Chronic fatigue syndrome in the emergency department.
23 *Open Access Emergency Medicine*. 2019; 11:15-28
- 24 757. Togo F, Lange G, Natelson BH, Quigley KS. Attention network test: Assessment of
25 cognitive function in chronic fatigue syndrome. *Journal of Neuropsychology*. 2015;
26 9(1):1-9
- 27 758. Toussaint LL, Whipple MO, Abboud LL, Vincent A, Wahner-Roedler DL. A mind-body
28 technique for symptoms related to fibromyalgia and chronic fatigue. *Explore: The
29 Journal of Science & Healing*. 2012; 8(2):92-98
- 30 759. Trabal J, Leyes P, Fernandez-Sola J, Forga M, Fernandez-Huerta J. Patterns of food
31 avoidance in chronic fatigue syndrome: Is there a case for dietary recommendations?
32 *Nutrición Hospitalaria*. 2012; 27(2):659-662
- 33 760. Travers MK, Lawler J. Self within a climate of contention: Experiences of chronic
34 fatigue syndrome. *Social Science and Medicine*. 2008; 66(2):315-326
- 35 761. Tuck I, Human N. The experience of living with chronic fatigue syndrome. *Journal of
36 Psychosocial Nursing and Mental Health Services*. 1998; 36(2):15-19
- 37 762. Tuck I, Wallace D. Chronic fatigue syndrome: A woman's dilemma. *Health Care for
38 Women International*. 2000; 21(5):457-466
- 39 763. Tummers M, Knoop H, Bleijenberg G. Effectiveness of stepped care for chronic
40 fatigue syndrome: A randomized noninferiority trial. *Journal of Consulting and Clinical
41 Psychology*. 2010; 78(5):724-731
- 42 764. Tummers M, Knoop H, van Dam A, Bleijenberg G. Implementing a minimal
43 intervention for chronic fatigue syndrome in a mental health centre: A randomized
44 controlled trial. *Psychological Medicine*. 2012; 42(10):2205-2215

- 1 765. Tummers M, Knoop H, van Dam A, Bleijenberg G. Moderators of the treatment
2 response to guided self-instruction for chronic fatigue syndrome. *Journal of*
3 *Psychosomatic Research*. 2013; 74(5):373-377
- 4 766. Twisk F. Dutch Health Council Advisory report on myalgic encephalomyelitis and
5 chronic fatigue syndrome: Taking the wrong turn. *Diagnostics*. 2018; 8(2):34
- 6 767. Twisk F. Studies and surveys implicate potential iatrogenic harm of cognitive
7 behavioral therapy and graded exercise therapy for myalgic encephalomyelitis and
8 chronic fatigue syndrome patients. *Research on Chronic Diseases*. 2017; 1(2):13-14
- 9 768. Twisk F, Geraghty K. Deviant cellular and physiological responses to exercise in
10 myalgic encephalomyelitis and chronic fatigue syndrome. *Jacobs Journal of*
11 *Physiology*. 2015; 1(2):1-6
- 12 769. Twisk FN. Accurate diagnosis of myalgic encephalomyelitis and chronic fatigue
13 syndrome based upon objective test methods for characteristic symptoms. *World*
14 *Journal of Methodology*. 2015; 5(2):68-87
- 15 770. Twisk FNM. A definition of recovery in myalgic encephalomyelitis and chronic fatigue
16 syndrome should be based upon objective measures. *Quality of Life Research: An*
17 *International Journal of Quality of Life Aspects of Treatment, Care and Rehabilitation*.
18 2014; 23(9)
- 19 771. van Campen C, Rowe PC, Visser FC. Blood volume status in ME/CFS correlates with
20 the presence or absence of orthostatic symptoms: Preliminary results. *Frontiers in*
21 *Pediatrics*. 2018; 6:352
- 22 772. van Campen CM, Riepma K, Visser FC. Open trial of vitamin B12 nasal drops in
23 adults with myalgic encephalomyelitis/chronic fatigue syndrome: Comparison of
24 responders and non-responders. *Frontiers in Pharmacology*. 2019; 10:1102
- 25 773. Van Campen CMC, Visser FC. The abnormal cardiac index and stroke volume index
26 changes during a normal tilt table test in ME/CFS patients compared to healthy
27 volunteers, are not related to deconditioning. *Journal of Thrombosis and Circulation*.
28 2018:107
- 29 774. Van Cauwenbergh D, De Koning M, Ickmans K, Nijs J. How to exercise people with
30 chronic fatigue syndrome: Evidence-based practice guidelines. *European Journal of*
31 *Clinical Investigation*. 2012; 42(10):1136-1144
- 32 775. Van Den Eede F, Moorkens G, Hulstijn W, Maas Y, Schrijvers D, Stevens SR et al.
33 Psychomotor function and response inhibition in chronic fatigue syndrome. *Psychiatry*
34 *Research*. 2011; 186(2-3):367-372
- 35 776. Van den Putte E. Efficacy of web-based cognitive behavioural treatment for
36 adolescents with the Chronic Fatigue Syndrome FITNET. 2007. Available from:
37 <https://doi.org/10.1186/ISRCTN59878666> Last accessed: 30/10/2019.
- 38 777. van der Schaaf ME, De Lange FP, Schmits IC, Geurts DEM, Roelofs K, van der Meer
39 JWM et al. Prefrontal structure varies as a function of pain symptoms in chronic
40 fatigue syndrome. *Biological Psychiatry*. 2017; 81(4):358-365
- 41 778. van Der Schaaf ME, Schmits IC, Roerink M, Geurts DE, Toni I, Roelofs K et al.
42 Investigating neural mechanisms of change of cognitive behavioural therapy for
43 chronic fatigue syndrome: A randomized controlled trial. *BMC Psychiatry*. 2015;
44 15:144

- 1 779. van der Vaart R, Worm-Smeitink M, Bos Y, Wensing M, Evers A, Knoop H.
2 Implementing guided ICBT for chronic pain and fatigue: a qualitative evaluation
3 among therapists and managers. *Internet Interventions*. 2019; 18:100290
- 4 780. van der Werf SP, de Vree B, Alberts M, van der Meer JW, Bleijenberg G, Netherlands
5 Fatigue Research Group Nijmegen. Natural course and predicting self-reported
6 improvement in patients with chronic fatigue syndrome with a relatively short illness
7 duration. *Journal of Psychosomatic Research*. 2002; 53(3):749-753
- 8 781. van Geelen SM, Fuchs CE, Sinnema G, van de Putte EM, van Geel R, Hermans HJ
9 et al. Self-investigation in adolescent chronic fatigue syndrome: Narrative changes
10 and health improvement. *Patient Education and Counseling*. 2011; 83(2):227-233
- 11 782. Van Hoof E, Coomans D, De Becker P, Meeusen R, Cluydts R, De Meirleir K.
12 Hyperbaric therapy in chronic fatigue syndrome. *Journal of Chronic Fatigue
13 Syndrome*. 2003; 11(3):37-49
- 14 783. Van Konynenburg R, Nayhan N. Application of Yasko Protocol to the treatment of
15 chronic fatigue syndrome Boston. 2010.
- 16 784. van Kuppeveld FJ, de Jong AS, Lanke KH, Verhaegh GW, Melchers WJ, Swanink
17 CM et al. Prevalence of xenotropic murine leukaemia virus-related virus in patients
18 with chronic fatigue syndrome in the Netherlands: Retrospective analysis of samples
19 from an established cohort. *BMJ*. 2010; 340:c1018
- 20 785. VanNess JM, Snell CR, Stevens SR. Diminished cardiopulmonary capacity during
21 post-exertional malaise. *Journal of Chronic Fatigue Syndrome*. 2007; 14(2):77-85
- 22 786. VanNess JM, Stevens SR, Bateman L, Stiles TL, Snell CR. Postexertional malaise in
23 women with chronic fatigue syndrome. *Journal of Women's Health*. 2010; 19(2):239-
24 244
- 25 787. Velleman S, Collin SM, Beasant L, Crawley E. Psychological wellbeing and quality-of-
26 life among siblings of paediatric CFS/ME patients: A mixed-methods study. *Clinical
27 Child Psychology and Psychiatry*. 2016; 21(4):618-633
- 28 788. Vercoulen JH, Swanink CM, Fennis JF, Galama JM, van der Meer JW, Bleijenberg G.
29 Prognosis in chronic fatigue syndrome: A prospective study on the natural course.
30 *Journal of Neurology, Neurosurgery and Psychiatry*. 1996; 60(5):489-494
- 31 789. Vercoulen JHMM, Swanink CMA, Zitman FG, Vreden SGS, Hoofs MPE, Fennis JFM
32 et al. Randomised, double-blind, placebo-controlled study of fluoxetine in chronic
33 fatigue syndrome. *Lancet*. 1996; 347(9005):858-861
- 34 790. Vermeulen RC, Kurk RM, Visser FC, Sluiter W, Scholte HR. Patients with chronic
35 fatigue syndrome performed worse than controls in a controlled repeated exercise
36 study despite a normal oxidative phosphorylation capacity. *Journal of Translational
37 Medicine*. 2010; 8:93
- 38 791. Vermeulen RC, Scholte HR. Exploratory open label, randomized study of acetyl- and
39 propionylcarnitine in chronic fatigue syndrome. *Psychosomatic Medicine*. 2004;
40 66(2):276-282
- 41 792. Vermeulen RC, Vermeulen van Eck IW. Decreased oxygen extraction during
42 cardiopulmonary exercise test in patients with chronic fatigue syndrome. *Journal of
43 Translational Medicine*. 2014; 12:20
- 44 793. Vernon D, Stockport ME Group Members. Survey. 2004.

- 1 794. Verspaandonk J, Coenders M, Bleijenberg G, Lobbestael J, Knoop H. The role of the
2 partner and relationship satisfaction on treatment outcome in patients with chronic
3 fatigue syndrome. *Psychological Medicine*. 2015; 45(11):2345-2352
- 4 795. Viner R, Gregorowski A, Wine C, Bladen M, Fisher D, Miller M et al. Outpatient
5 rehabilitative treatment of chronic fatigue syndrome (CFS/ME). *Archives of Disease in*
6 *Childhood*. 2004; 89(7):615-619
- 7 796. Vink M. Assessment of individual pace trial data: In myalgic
8 encephalomyelitis/chronic fatigue syndrome, cognitive behavioral and graded
9 exercise therapy are ineffective, do not lead to actual recovery and negative
10 outcomes may be higher than reported. *Journal of Neurology and Neurobiology*.
11 2017; 3(1):1-10
- 12 797. Vink M, Vink-Niese A. Cognitive behavioural therapy for myalgic
13 encephalomyelitis/chronic fatigue syndrome is not effective. Re-analysis of a
14 Cochrane review. *Health Psychology Open*. 2019; 6(1):1-23
- 15 798. Vink M, Vink-Niese A. Graded exercise therapy for myalgic encephalomyelitis/chronic
16 fatigue syndrome is not effective and unsafe. Re-analysis of a Cochrane review.
17 *Health Psychology Open*. 2018; 5(2):1-12
- 18 799. Vink M, Vink-Niese A. Multidisciplinary rehabilitation treatment is not effective for
19 myalgic encephalomyelitis/chronic fatigue syndrome: A review of the FatiGo trial.
20 *Health Psychology Open*. 2018; 5(2):1-8
- 21 800. Vink M, Vink-Niese F. Work rehabilitation and medical retirement for myalgic
22 encephalomyelitis/chronic fatigue syndrome patients. A review and appraisal of
23 diagnostic strategies. *Diagnostics*. 2019; 9(4):1-33
- 24 801. Vos-Vromans D. Is a multidisciplinary rehabilitation treatment more effective than
25 mono disciplinary cognitive behavioural therapy for patients with chronic fatigue
26 syndrome? A multi centre randomised controlled trial. 2009. Available from:
27 <https://doi.org/10.1186/ISRCTN77567702> Last accessed: 30/10/2019.
- 28 802. Vos-Vromans D, Evers S, Huijnen I, Koke A, Hitters M, Rijnders N et al. Economic
29 evaluation of multidisciplinary rehabilitation treatment versus cognitive behavioural
30 therapy for patients with chronic fatigue syndrome: A randomized controlled trial.
31 *PloS One*. 2017; 12(6):e0177260
- 32 803. Vos-Vromans DC, Smeets RJ, Huijnen IP, Koke AJ, Hitters WM, Rijnders LJ et al.
33 Multidisciplinary rehabilitation treatment versus cognitive behavioural therapy for
34 patients with chronic fatigue syndrome: A randomized controlled trial. *Journal of*
35 *Internal Medicine*. 2016; 279(3):268-282
- 36 804. Vos-Vromans DC, Smeets RJ, Rijnders LJ, Gorrissen RR, Pont M, Köke AJ et al.
37 Cognitive behavioural therapy versus multidisciplinary rehabilitation treatment for
38 patients with chronic fatigue syndrome: study protocol for a randomised controlled
39 trial (FatiGo). *Trials*. 2012; 13:71
- 40 805. Walach H, Bosch H, Haraldsson E, Marx A, Tomasson H, Wiesendanger H et al.
41 Efficacy of distant healing--a proposal for a four-armed randomized study
42 (EUHEALS). *Research in Complementary and Natural Classical Medicine*. 2002;
43 9(3):168-176
- 44 806. Walach H, Bosch H, Lewith G, Naumann J, Schwarzer B, Falk S et al. Effectiveness
45 of distant healing for patients with chronic fatigue syndrome: A randomised controlled
46 partially blinded trial (EUHEALS). *Psychotherapy and Psychosomatics*. 2008;
47 77(3):158-166

- 1 807. Wallis A, Ball M, Butt H, Lewis DP, McKechnie S, Paull P et al. Open-label pilot for
2 treatment targeting gut dysbiosis in myalgic encephalomyelitis/chronic fatigue
3 syndrome: Neuropsychological symptoms and sex comparisons. *Journal of*
4 *Translational Medicine*. 2018; 16:24
- 5 808. Wallis A, Butt H, Ball M, Lewis DP, Bruck D. Support for the microgenderome:
6 Associations in a human clinical population. *Scientific Reports*. 2016; 6:19171
- 7 809. Wallman KE, Morton AR, Goodman C, Grove R. Reliability of physiological,
8 psychological and cognitive variables in chronic fatigue syndrome and the role of
9 graded exercise. *Journal of Sports Science & Medicine*. 2005; 4(4):463-471
- 10 810. Wallman KE, Morton AR, Goodman C, Grove R, Guilfoyle AM. Randomised
11 controlled trial of graded exercise in chronic fatigue syndrome. *Medical Journal of*
12 *Australia*. 2004; 180(9):444-448
- 13 811. Walwyn R, Potts L, McCrone P, Johnson AL, DeCesare JC, Baber H et al. A
14 randomised trial of adaptive pacing therapy, cognitive behaviour therapy, graded
15 exercise, and specialist medical care for chronic fatigue syndrome (PACE): Statistical
16 analysis plan. *Trials*. 2013; 14:386
- 17 812. Wang H, Liu X, Lv B, Yang F, Hong Y. Reliable multi-label learning via conformal
18 predictor and random forest for syndrome differentiation of chronic fatigue in
19 traditional Chinese medicine. *PloS One*. 2014; 9(6):e99565
- 20 813. Wang H, Zhang X. Magnetic fields and reactive oxygen species. *International Journal of*
21 *Molecular Sciences*. 2017; 18(10):2175
- 22 814. Wang JH, Chai TQ, Lin GH, Luo L. Effects of the intelligent-turtle massage on the
23 physical symptoms and immune functions in patients with chronic fatigue syndrome.
24 *Journal of Traditional Chinese Medicine*. 2009; 29(1):24-28
- 25 815. Wang JJ, Song YJ, Wu ZC, Chu XO, Wang QM, Wang XJ et al. Randomized
26 controlled clinical trials of acupuncture treatment of chronic fatigue syndrome.
27 *Acupuncture Research*. 2009; 34(2):120-124
- 28 816. Wang JJ, Song YJ, Wu ZC, Chu XO, Wang QM, Wei LN et al. Randomized controlled
29 study on influence of acupuncture for life quality of patients with chronic fatigue
30 syndrome. *Chinese Acupuncture & Moxibustion*. 2009; 29(10):780-784
- 31 817. Wang JJ, Song YJ, Wu ZC, Chu XO, Wang XH, Wang XJ et al. A meta analysis on
32 randomized controlled trials of acupuncture treatment of chronic fatigue syndrome.
33 *Acupuncture Research*. 2009; 34(6):421-428
- 34 818. Wang T, Xu C, Pan K, Xiong H. Acupuncture and moxibustion for chronic fatigue
35 syndrome in traditional Chinese medicine: A systematic review and meta-analysis.
36 *BMC Complementary and Alternative Medicine*. 2017; 17(1):163
- 37 819. Wang T, Zhang Q, Xue X, Yeung A. A systematic review of acupuncture and
38 moxibustion treatment for chronic fatigue syndrome in China. *American Journal of*
39 *Chinese Medicine*. 2008; 36(1):1-24
- 40 820. Wang YY, Li XX, Liu JP, Luo H, Ma LX, Alraek T. Traditional Chinese medicine for
41 chronic fatigue syndrome: A systematic review of randomized clinical trials.
42 *Complementary Therapies in Medicine*. 2014; 22(4):826-833
- 43 821. Ward T, Hogan K, Stuart V, Singleton E. The experiences of counselling for persons
44 with ME. *Counselling & Psychotherapy Research*. 2008; 8(2):73-79

- 1 822. Ware NC. Society, mind and body in chronic fatigue syndrome: an anthropological
2 view. *Ciba Foundation Symposium*. 1993; 173:62-73; discussion 73-82
- 3 823. Ware NC. Sociosomatics and illness in chronic fatigue syndrome. *Psychosomatic
4 Medicine*. 1998; 60(4):394-401
- 5 824. Ware NC. Toward a model of social course in chronic illness: The example of chronic
6 fatigue syndrome. *Culture, Medicine, and Psychiatry: An International Journal of
7 Cross-Cultural Health Research*. 1999; 23(3):303-331
- 8 825. Warren G, McKendrick M, Peet M. The role of essential fatty acids in chronic fatigue
9 syndrome. A case-controlled study of red-cell membrane essential fatty acids (EFA)
10 and a placebo-controlled treatment study with high dose of EFA. *Acta Neurologica
11 Scandinavica*. 1999; 99(2):112-116
- 12 826. Watt T, Oberfoell S, Balise R, Lunn MR, Kar AK, Merrihew L et al. Response to
13 valganciclovir in chronic fatigue syndrome patients with human herpesvirus 6 and
14 Epstein-Barr virus IgG antibody titers. *Journal of Medical Virology*. 2012;
15 84(12):1967-1974
- 16 827. Wearden A. Randomised controlled trial of nurse-led self-help treatment for patients
17 in primary care with chronic fatigue syndrome. The FINE trial (Fatigue Intervention by
18 Nurses Evaluation). 2007. Available from: <http://www.isrctn.com/ISRCTN74156610>
19 Last accessed: 29/10/2019.
- 20 828. Wearden A, Morriss R, Mullis R, Strickland P, Pearson D, Appleby L et al. A double-
21 blind, placebo-controlled treatment trial of fluoxetine and a graded exercise
22 programme for chronic fatigue syndrome. *Anglo Portuguese consultation liaison
23 psychiatry conference, Lisbon*. 1996;
- 24 829. Wearden AJ, Dowrick C, Chew-Graham C, Bentall RP, Morriss RK, Peters S et al.
25 Nurse led, home based self help treatment for patients in primary care with chronic
26 fatigue syndrome: Randomised controlled trial. *BMJ*. 2010; 340:c1777
- 27 830. Wearden AJ, Emsley R. Mediators of the effects on fatigue of pragmatic rehabilitation
28 for chronic fatigue syndrome. *Journal of Consulting and Clinical Psychology*. 2013;
29 81(5):831-838
- 30 831. Wearden AJ, Morriss RK, Mullis R, Strickland PL, Pearson DJ, Appleby L et al.
31 Randomised, double-blind, placebo-controlled treatment trial of fluoxetine and graded
32 exercise for chronic fatigue syndrome. *British Journal of Psychiatry*. 1998; 172:485-
33 490
- 34 832. Wearden AJ, Riste L, Dowrick C, Chew-Graham C, Bentall RP, Morriss RK et al.
35 Fatigue Intervention by Nurses Evaluation--the FINE Trial. A randomised controlled
36 trial of nurse led self-help treatment for patients in primary care with chronic fatigue
37 syndrome: study protocol. *BMC Medicine*. 2006; 4:9
- 38 833. Weatherley-Jones E, Nicholl JP, Thomas KJ, Parry GJ, McKendrick MW, Green ST
39 et al. A randomised, controlled, triple-blind trial of the efficacy of homeopathic
40 treatment for chronic fatigue syndrome. *Journal of Psychosomatic Research*. 2004;
41 56(2):189-197
- 42 834. Weatherley-Jones E, Thomas K. A randomised, controlled trial of homeopathic
43 treatment for chronic fatigue syndrome. 17th Annual Meeting of the International
44 Society of Technology Assessment in Health Care: Building bridges between policy,
45 providers, patients and industry; 2001 June 3-6. 2001:67
- 46 835. Webb CM, Collin SM, Deave T, Haig-Ferguson A, Spatz A, Crawley E. What stops
47 children with a chronic illness accessing health care: A mixed methods study in

- 1 children with chronic fatigue syndrome/myalgic encephalomyelitis (CFS/ME). BMC
2 Health Services Research. 2011; 11:308
- 3 836. Werbach MR. Nutritional strategies for treating chronic fatigue syndrome. Alternative
4 Medicine Review. 2000; 5(2):93-108
- 5 837. Wessely S. Cognitive behaviour therapy vs relaxation for Chronic Fatigue Syndrome:
6 outcome at five year follow-up. National Research Register. 1999;
- 7 838. Wessely S. A randomised controlled trial of cognitive behaviour therapy for chronic
8 fatigue syndrome. National Research Register. 2000;
- 9 839. White P, Chalder T, McCrone P, Sharpe M. Non-pharmacological management of
10 chronic fatigue syndrome: Efficacy, cost effectiveness and economic outcomes in the
11 PACE trial. Journal of Psychosomatic Research. 2012; 72(6):509
- 12 840. White PD. Graded Exercise Therapy guided self-help Treatment (GETSET) for
13 patients with chronic fatigue syndrome/myalgic encephalomyelitis: a randomised
14 controlled trial in secondary care. 2012. Available from:
15 <https://doi.org/10.1186/ISRCTN22975026> Last accessed: 30/10/2019.
- 16 841. White PD, Goldsmith K, Johnson AL, Chalder T, Sharpe M. Recovery from chronic
17 fatigue syndrome after treatments given in the PACE trial. Psychological Medicine.
18 2013; 43(10):2227-2235
- 19 842. White PD, Goldsmith KA, Johnson AL, Potts L, Walwyn R, DeCesare JC et al.
20 Comparison of adaptive pacing therapy, cognitive behaviour therapy, graded exercise
21 therapy, and specialist medical care for chronic fatigue syndrome (PACE): A
22 randomised trial. Lancet. 2011; 377(9768):823-836
- 23 843. White PD, Sharpe MC, Chalder T, DeCesare JC, Walwyn R, Pace Trial Group.
24 Protocol for the PACE trial: A randomised controlled trial of adaptive pacing, cognitive
25 behaviour therapy, and graded exercise, as supplements to standardised specialist
26 medical care versus standardised specialist medical care alone for patients with the
27 chronic fatigue syndrome/myalgic encephalomyelitis or encephalopathy. BMC
28 Neurology. 2007; 7:6
- 29 844. Whitehead L. The measurement of fatigue in chronic illness: A systematic review of
30 unidimensional and multidimensional fatigue measures. Journal of Pain and
31 Symptom Management. 2009; 37(1):107-128
- 32 845. Whitehead L. Toward a trajectory of identity reconstruction in chronic fatigue
33 syndrome/myalgic encephalomyelitis: A longitudinal qualitative study. International
34 Journal of Nursing Studies. 2006; 43(8):1023-1031
- 35 846. Whitehead L, Campion P. Can general practitioners manage chronic fatigue
36 syndrome? A controlled trial. Journal of Chronic Fatigue Syndrome. 2002; 10(1):55-
37 64
- 38 847. Whitehead LC. Quest, chaos and restitution: Living with chronic fatigue
39 syndrome/myalgic encephalomyelitis. Social Science and Medicine. 2006;
40 62(9):2236-2245
- 41 848. Whiting P, Bagnall AM, Sowden AJ, Cornell JE, Mulrow CD, Ramirez G. Interventions
42 for the treatment and management of chronic fatigue syndrome: A systematic review.
43 JAMA. 2001; 286(11):1360-1368
- 44 849. Wiborg JF, Knoop H, Prins JB, Bleijenberg G. Does a decrease in avoidance
45 behavior and focusing on fatigue mediate the effect of cognitive behavior therapy for
46 chronic fatigue syndrome? Journal of Psychosomatic Research. 2011; 70(4):306-310

- 1 850. Wiborg JF, Knoop H, Stulemeijer M, Prins JB, Bleijenberg G. How does cognitive
2 behaviour therapy reduce fatigue in patients with chronic fatigue syndrome? The role
3 of physical activity. *Psychological Medicine*. 2010;1-7
- 4 851. Wiborg JF, van Bussel J, van Dijk A, Bleijenberg G, Knoop H. Randomised controlled
5 trial of cognitive behaviour therapy delivered in groups of patients with chronic fatigue
6 syndrome. *Psychotherapy and Psychosomatics*. 2015; 84(6):368-376
- 7 852. Wiborg JF, Wensing M, Tummers M, Knoop H, Bleijenberg G. Implementing
8 evidence-based practice for patients with chronic fatigue syndrome. *Clinical
9 Psychology & Psychotherapy*. 2014; 21(2):108-114
- 10 853. Wilde L, Quincey K, Williamson I. "The real me shining through M.E.": visualizing
11 masculinity and identity threat in men with myalgic encephalomyelitis/chronic fatigue
12 syndrome using photovoice and IPA *Psychology of Men & Masculinities*. 2020;
13 21(2):309-320
- 14 854. Williams AM, Christopher G, Jenkinson E. The psychological impact of dependency
15 in adults with chronic fatigue syndrome/myalgic encephalomyelitis: A qualitative
16 exploration. *Journal of Health Psychology*. 2016; 24(2):264-275
- 17 855. Williams G, Waterhouse J, Mugarza J, Minors D, Hayden K. Therapy of circadian
18 rhythm disorders in chronic fatigue syndrome: No symptomatic improvement with
19 melatonin or phototherapy. *European Journal of Clinical Investigation*. 2002;
20 32(11):831-837
- 21 856. Wilshire C, Kindlon T, Matthees A, McGrath S. Can patients with chronic fatigue
22 syndrome really recover after graded exercise or cognitive behavioural therapy? A
23 critical commentary and preliminary re-analysis of the PACE trial. *Fatigue:
24 Biomedicine, Health and Behavior*. 2017; 5(1):43-56
- 25 857. Wilshire C, Kindlon T, McGrath S. PACE trial claims of recovery are not justified by
26 the data: A rejoinder to Sharpe, Chalder, Johnson, Goldsmith and White. *Fatigue:
27 Biomedicine, Health and Behavior*. 2017; 5(1):62-67
- 28 858. Wilshire CE, Kindlon T. Response: Sharpe, Goldsmith and Chalder fail to restore
29 confidence in the PACE trial findings. *BMC Psychology*. 2019; 7(1):19
- 30 859. Wilshire CE, Kindlon T, Courtney R, Matthees A, Tuller D, Geraghty K et al.
31 Rethinking the treatment of chronic fatigue syndrome-a reanalysis and evaluation of
32 findings from a recent major trial of graded exercise and CBT. *BMC Psychology*.
33 2018; 6(1):6
- 34 860. Wilson L, Whitehead L, Burrell B. Learning to live well with chronic fatigue: the
35 personal perspective. *Journal of Advanced Nursing*. 2011; 67(10):2161-2169
- 36 861. Windthorst P, Mazurak N, Kuske M, Hipp A, Giel KE, Enck P et al. Heart rate
37 variability biofeedback therapy and graded exercise training in management of
38 chronic fatigue syndrome: An exploratory pilot study. *Journal of Psychosomatic
39 Research*. 2017; 93:6-13
- 40 862. Winger A, Ekstedt M, Wyller VB, Helseth S. 'Sometimes it feels as if the world goes
41 on without me': Adolescents' experiences of living with chronic fatigue syndrome.
42 *Journal of Clinical Nursing*. 2014; 23(17-18):2649-2657
- 43 863. Witham MD, Adams F, McSwiggan S, Kennedy G, Kabir G, Belch JJ et al. Effect of
44 intermittent vitamin D3 on vascular function and symptoms in chronic fatigue
45 syndrome--a randomised controlled trial. *Nutrition, Metabolism, and Cardiovascular
46 Diseases*. 2015; 25(3):287-294

- 1 864. Woodward RV, Broom DH, Legge DG. Diagnosis in chronic illness: disabling or
2 enabling--the case of chronic fatigue syndrome. *Journal of the Royal Society of*
3 *Medicine*. 1995; 88(6):325-329
- 4 865. Worm-Smeitink M, Gielissen M, Bloot L, van Laarhoven HWM, van Engelen BGM,
5 van Riel P et al. The assessment of fatigue: Psychometric qualities and norms for the
6 Checklist individual strength. *Journal of Psychosomatic Research*. 2017; 98:40-46
- 7 866. Worm-Smeitink M, Janse A, van Dam A, Evers A, van der Vaart R, Wensing M et al.
8 Internet-based cognitive behavioral therapy in stepped care for chronic fatigue
9 syndrome: Randomized noninferiority trial. *Journal of Medical Internet Research*.
10 2019; 21(3):e11276
- 11 867. Worm-Smeitink M, Nikolaus S, Goldsmith K, Wiborg J, Ali S, Knoop H et al. Cognitive
12 behaviour therapy for chronic fatigue syndrome: Differences in treatment outcome
13 between a tertiary treatment centre in the United Kingdom and the Netherlands.
14 *Journal of Psychosomatic Research*. 2016; 87:43-49
- 15 868. Worm-Smeitink M, van Dam A, van Es S, van der Vaart R, Evers A, Wensing M et al.
16 Internet-based cognitive behavioral therapy for chronic fatigue syndrome integrated in
17 routine clinical care: implementation study. *Journal of Medical Internet Research*.
18 2019; 21(10):e14037
- 19 869. Wright B, Ashby B, Beverley D, Calvert E, Jordan J, Miles J et al. A feasibility study
20 comparing two treatment approaches for chronic fatigue syndrome in adolescents.
21 *Archives of Disease in Childhood*. 2005; 90(4):369-372
- 22 870. Xu W, Zhou RH, Li L, Jiang MW. Observation on therapeutic effect of chronic fatigue
23 syndrome treated with Panlongci (coiling dragon needling) and moving cupping on
24 back. *World Journal of Acupuncture - Moxibustion*. 2012; 22(4):27-31
- 25 871. Xu YX, Luo HS, Sun D, Wang R, Cai J. Acupuncture in the treatment of chronic
26 fatigue syndrome based on "interaction of brain and kidney" in TCM: a randomized
27 controlled trial. *Chinese Acupuncture & Moxibustion*. 2019; 39(2):123-127
- 28 872. Xu YY, Liu JH, Ding H, Tang H, Song SY, Zhong WQ et al. Clinical research of
29 auricular gold-needle therapy in treatment of chronic fatigue syndrome of qi
30 deficiency constitution. *Chinese Acupuncture & Moxibustion*. 2019; 39(2):128-132
- 31 873. Yiu YM, Ng SM, Tsui YL, Chan YL. A clinical trial of acupuncture for treating chronic
32 fatigue syndrome in Hong Kong. *Journal of Chinese integrative medicine*. 2007;
33 5(6):630-633
- 34 874. Yuemei L, Hongping L, Shulan F, Dongfang G. The therapeutic effects of electrical
35 acupuncture and auricular-plaster in 32 cases of chronic fatigue syndrome. *Journal of*
36 *Traditional Chinese Medicine*. 2006; 26(3):163-164
- 37 875. Zablotskii V, Lunov O, Kubinova S, Polyakova T, Sykova E, Dejneka A. Effects of
38 high-gradient magnetic fields on living cell machinery. *Journal of Physics D: Applied*
39 *Physics*. 2016; 49(49):493003
- 40 876. Zablotskii V, Polyakova T, Dejneka A. Cells in the non-uniform magnetic world: How
41 cells respond to high-gradient magnetic fields. *Bioessays*. 2018; 40(8):1800017
- 42 877. Zhang Q, Gong J, Dong H, Xu S, Wang W, Huang G. Acupuncture for chronic fatigue
43 syndrome: a systematic review and meta-analysis. *Acupuncture in Medicine*. 2019;
44 37(4):211-222

- 1 878. Zhang W, Liu ZS, Xu HR, Liu YS. Observation on therapeutic effect of acupuncture of
2 Back-shu acupoints for chronic fatigue syndrome patients. *Acupuncture Research*.
3 2011; 36(6):437-441, 448
- 4 879. Zhang W, Peng WN, Liu ZS. Acupuncture for chronic fatigue syndrome A systematic
5 review. *The Journal of Evidence-Based Medicine*. 2009; 9(1):41-47
- 6 880. Zhang Y, Zhang X, Liu D. Therapeutic observation of scalp acupuncture plus
7 acupuncture at jiaji points (EX-B 2) for chronic fatigue syndrome. *Shanghai Journal of*
8 *Acupuncture and Moxibustion*. 2016; 35(7):815-816
- 9 881. Zhang Z, Cai Z, Yu Y, Wu L, Zhang Y. Effect of Lixujieyu recipe in combination with
10 Five Elements music therapy on chronic fatigue syndrome. *Journal of Traditional*
11 *Chinese Medicine*. 2015; 35(6):637-641
- 12 882. Zhang ZX, Wu LL, Chen M. Effect of lixu jieyu recipe in treating 75 patients with
13 chronic fatigue syndrome. *Chinese Journal of Integrated Traditional and Western*
14 *Medicine*. 2009; 29(6):501-505
- 15 883. Zhi W-J, Wang L-F, Hu X-J. Recent advances in the effects of microwave radiation on
16 brains. *Military Medical Research*. 2017; 4:29
- 17 884. Zhong WQ, Tan JZ, Tan BR, Lao JX, Liu JH, Gu TT et al. Clinical study of auricular
18 point therapy for chronic fatigue syndrome. *Shanghai Journal of Acupuncture and*
19 *Moxibustion*. 2016; 35(7):817-819
- 20 885. Zhu YH, Liang FR, Cheng CS, Wu X, Wang HW, Bao KY. A randomized controlled
21 trial of electroacupuncture for chronic fatigue syndrome. *Shanghai Journal of TCM*.
22 2008; 42(10):48-50
- 23 886. Zielinski MR, Systrom DM, Rose NR. Fatigue, sleep, and autoimmune and related
24 disorders. *Frontiers in Immunology*. 2019; 10:1827
- 25