

Medicines associated with dependence or withdrawal symptoms: safe prescribing and withdrawal management for adults

[E] Evidence review: Risk factors for dependence

NICE guideline <number>

Evidence reviews underpinning recommendations 1.2.2, 1.2.3, 1.2.6, 1.3. 5, 1.3.6 and the research recommendation in the NICE guideline

October 2021

Draft for Consultation

*These evidence reviews were developed
by the National Guideline Centre*

Disclaimer

The recommendations in this guideline represent the view of NICE, arrived at after careful consideration of the evidence available. When exercising their judgement, professionals are expected to take this guideline fully into account, alongside the individual needs, preferences and values of their patients or service users. The recommendations in this guideline are not mandatory and the guideline does not override the responsibility of healthcare professionals to make decisions appropriate to the circumstances of the individual patient, in consultation with the patient and/or their carer or guardian.

Local commissioners and/or providers have a responsibility to enable the guideline to be applied when individual health professionals and their patients or service users wish to use it. They should do so in the context of local and national priorities for funding and developing services, and in light of their duties to have due regard to the need to eliminate unlawful discrimination, to advance equality of opportunity and to reduce health inequalities. Nothing in this guideline should be interpreted in a way that would be inconsistent with compliance with those duties.

NICE guidelines cover health and care in England. Decisions on how they apply in other UK countries are made by ministers in the [Welsh Government](#), [Scottish Government](#), and [Northern Ireland Executive](#). All NICE guidance is subject to regular review and may be updated or withdrawn.

Copyright

© NICE 2021. All rights reserved. Subject to [Notice of rights](#).

Contents

1. Risk factors for dependence	5
1.1. Review question	5
1.1.1. Introduction	5
1.1.2. Summary of the protocol	5
1.1.3. Methods and process.....	6
1.1.4. Prognostic evidence.....	6
1.1.5. Summary of studies included in the prognostic evidence	8
1.1.6. Summary of the prognostic evidence	17
1.1.7. Economic evidence	39
1.1.8. Summary of included economic evidence	39
1.1.9. Economic model	39
1.1.10. Evidence statements.....	39
1.1.11. The committee’s discussion and interpretation of the evidence	39
1.1.12. Recommendations supported by this evidence review	50
References.....	51
Appendices.....	65
Appendix A Review protocols	65
Appendix B Literature search strategies	73
Appendix C Prognostic evidence study selection	98
Appendix D Prognostic evidence	99
Appendix E Forest plots.....	133
Appendix F GRADE tables	167
Appendix G Economic evidence study selection	197
Appendix H Economic evidence tables	198
Appendix I Health economic model	199
Appendix J Excluded studies.....	200
Appendix K Research recommendations	206
Appendix L List of medicines to be included.....	209

1. Risk factors for dependence

1.1. Review question

What are the risk factors (both patient and prescribing factors) for dependence on prescribed opioids, benzodiazepines, gabapentinoids or Z-drugs, or withdrawal symptoms associated with antidepressants?

1.1.1. Introduction

Dependence is a potentially harmful effect of prescribing some groups of medicines. In order to inform decisions and optimise prescribing safety, it is important for both prescriber and patient to understand if there are specific risk factors related either to the medicines used, patterns of prescribing or the individual that make dependence more likely to occur.

For some groups of medicines, notably benzodiazepines and opioids, some factors which influence risk of dependence are known. Less is known for other medicine classes in the review.

Prescribing without knowing the risks of dependence, may result in significant distress for the person, escalating doses and increasing the risk of severe or even fatal side effects. This review aims to identify risk factors for dependence, to support informed decision making and to identify where extra caution may be needed in prescribing.

1.1.2. Summary of the protocol

For full details see the review protocol in Appendix A.

Table 1: PICO characteristics of review question

Population	Adults (≥ 18 years) being prescribed medicines associated with dependence or withdrawal symptoms (opioids for chronic pain, benzodiazepines, gabapentinoids, Z-drugs, antidepressants). Ideally at the point of initial prescription for that medicine (i.e., not taking that medicine prior to entry to the study). Prescription medicines also be bought over the counter (e.g., codeine, co-codamol) also included. Stratification <ul style="list-style-type: none">• Drug class• Opioids• Benzodiazepines,• Gabapentinoids• Z-drugs• Antidepressants (further stratified by SSRIs, MAOIs, tricyclics, others).
Prognostic variables under consideration	The risk factors below are examples only and others identified will be included. Include any definition in the studies considered relevant to the factor of interest <ul style="list-style-type: none">• System level factors:<ul style="list-style-type: none">○ competency of prescriber,○ training or supervision of prescribers.• Prescribing factors:<ul style="list-style-type: none">○ duration of prescription,○ initial dose,○ use of different drugs within a class○ different formulation and/or route of medication, for example: immediate release, slow release (including slow-release routes such as transdermal patches),

	<ul style="list-style-type: none"> ○ half-life comparisons (for benzodiazepines, long or short half-life) ● Socio-demographic factors of the patient ● Personal factors: <ul style="list-style-type: none"> ○ history of substance misuse ○ mental health diagnoses ○ co-prescription with other medications included in the review ○ pain intensity and level of distress at time of prescription. ● Others: <ul style="list-style-type: none"> ○ Patient-prescriber interaction.
Confounding factors	All risk factors will be considered as potential confounding factors.
Outcomes	Dependence on the prescribed medicine (dichotomous outcome, accept any definition as defined by the study (may also include measures suggesting dependence or addiction, examples to include early refill requests, loss of prescriptions, drug shopping behaviour, prescription misuse)). Withdrawal symptoms including rebound symptoms (dichotomous outcome, as defined by the study)
Study design	<ul style="list-style-type: none"> ● Observational prospective cohort studies ● Observational retrospective cohort studies ● Only studies using multivariate analysis (adjusting for at least 3 confounders) will be included. Studies using univariate analysis or matched groups will be excluded (matching for confounders alone is not sufficient as there are multiple confounders).

1 1.1.3. Methods and process

2 This evidence review was developed using the methods and process described in
3 [Developing NICE guidelines: the manual](#). Methods specific to this review question are
4 described in the review protocol in appendix A and the methods document.

5 Declarations of interest were recorded according to [NICE's conflicts of interest policy](#).

6 1.1.4. Prognostic evidence

7 1.1.4.1. Included studies

8 Fourteen retrospective cohort studies were included in the review;^{19, 52, 54, 60, 61, 68, 76, 113, 147, 152,}
9 ^{158, 169, 170, 180} these are summarised by drug class in Table 2 and Table 3 below. Evidence
10 from these studies is summarised in the clinical evidence summaries below (Table 4 to Table
11 37).

12 Twelve of the studies were relevant to opioids and 2 were relevant to benzodiazepines. No
13 relevant clinical studies looking at gabapentinoids, Z-drugs or antidepressants were
14 identified. The majority of studies were conducted in the USA, 2 were conducted in France, 1
15 in Norway and 1 study was conducted in the UK.

16 This review aimed to assess the risk of prognostic factors for the outcome of dependence.
17 The purpose of this was to make recommendations on the factors that might put someone at
18 increased risk of dependence, to consider when making prescribing decisions, and are
19 therefore predominantly at the point of initial prescription. It was important to ensure that the
20 included population of the studies did not have the outcome at baseline. Therefore, studies
21 were only included in populations not taking the medicine at the start of the study, and
22 followed them up to see who developed problems with dependence. Studies in people
23 already prescribed the medicine at the start of the study were excluded. Some studies were
24 included where it was unclear if the population had taken the medicine in the past.

1 Both the scope of this guideline and the review protocol specify that the included population
2 for opioids is only those prescribed for chronic pain; opioids prescribed for acute pain are
3 excluded. Therefore, if a study gave a breakdown of what the opioids were prescribed for,
4 and in more than 20% of the population the opioids were prescribed for people with acute
5 pain, such as people undergoing surgery or dental procedures, then the study was excluded.
6 If a breakdown was not provided by the study, and it was unclear, then the study was
7 included but downgraded for population indirectness.

8 The studies included in this review examined risk factors including socio-demographic
9 characteristics such as age, gender and family background, personal factors such as pain
10 intensity, history of mood disorders, substance use disorders and opioid use disorders,
11 mental health disorders, use of drugs other than the drug of interest, prescribing factors such
12 as average daily dose, duration of action and days of opioid supply.

13 When setting the protocol, the committee acknowledged that an outcome of dependence
14 might not be commonly reported, as it is difficult to measure dependence per se. Therefore,
15 any definition as defined by the study was accepted, which could also include measures
16 indicating problems with dependence, such as early refill requests, shopping behaviour, or
17 measures of medicine misuse.

18 Outcomes reported by the studies included dependence, opioid shopping behaviour, opioid
19 abuse, overlapping prescriptions, early opioid refills and a composite outcome (abuse,
20 dependence or overdose). Maximum follow-up was 3.4 years for opioid and 5 years for
21 benzodiazepine studies, but the majority of studies looked at 1-year incidence of the
22 outcome examined from the first prescription. Pooling of results was not possible as studies
23 were too heterogeneous. Studies used different definitions of outcomes, different cut-offs in
24 the risk factor categories, the populations differed and/or analyses had adjusted for different
25 confounders and/or reported different effect measures (e.g., ORs and HRs). For example, for
26 the risk factor of opioid formulation: tapentadol immediate release (IR) versus oxycodone IR
27 for the outcome of shopping behaviour was reported by 2 studies (Cepeda 2013 and Cepeda
28 2014) but results could not be pooled as the studies adjusted for different covariates. Also in
29 that specific case, the 2 studies may have involved at least partially the same population as
30 they used the same database but at a different time point, with some months overlapping
31 and thus pooling could involve double counting of results from the same participants.

32 Effects measures (e.g., OR, RR, HR and RD or adjusted OR etc.) have been extracted as
33 reported in the included studies. However, they were all a result of multivariate analyses
34 adjusting for different confounders including demographic and clinical characteristics such as
35 age, gender, smoking status, BMI, comorbidities, substance use disorder, co-prescribing of
36 other drugs, specified in the summary of the prognostic evidence table footnotes.

37 See also the study selection flow chart in Appendix C, study evidence tables in Appendix D,
38 forest plots in Appendix E and GRADE tables in Appendix F.

391.1.4.2. **Excluded studies**

40 See the excluded studies list in [Appendix J](#).

1.1.5. Summary of studies included in the prognostic evidence

1.1.5.1. Opioids

Table 2: Summary of studies included in the evidence review: opioids

Study	Population	Analysis	Prognostic variables	Confounders	Outcomes	Comments
Opioids						
Bedson 2019 ¹⁹	New long-term opioid users with musculoskeletal conditions; starting on a new long-term opioid episode; with data from the Clinical Practice Research Datalink (CPRD) N=98,140 Median age (IQR): 61 (47 to 73) years UK	Prospective cohort study with Cox proportional hazards regression	Long-term opioid episode status: periods not on long term opioids (referent) versus periods on long-term opioids (defined as ≥ 3 or more opioid prescriptions within 90 days) Average daily dose (ADD) (<20 mg morphine equivalent dose (MED); 20-50 mg MED; ≥ 50 mg MED) in those with a long-term episode	Age at baseline, gender, year of start of follow-up, ever smoking, ever alcohol drinking, overweight (BMI ≥ 25 kg/m ²), geographical region, deprivation level, prior recorded depression, co-prescribing of NSAID and total number of co-morbid conditions	Incident addiction to opioids From 90 days after the initial opioid prescription until the end of the study (Median follow-up 3.4 years).	
Cepeda 2013 ⁵⁴	Opioid naïve people exposed to tapentadol IR or oxycodone IR from July 2009 to December 2010 (IMS LRx database)	Retrospective cohort study with conditional logistic regression models conducted using matched analysis (description of	Oxycodone (IR) versus Tapentadol (IR)	The tapentadol and oxycodone groups were matched for potentially confounding variables of time of opioid exposure, geographic area, specialty of the	<ul style="list-style-type: none"> Shopping behaviour (>1 prescription by ≥ 2 different prescribers with ≥ 1 day of overlap and filled at ≥ 3 pharmacies) 	Indirectness: Proportion of those treated with opioids for chronic pain was unclear.

Study	Population	Analysis	Prognostic variables	Confounders	Outcomes	Comments
	N=155,761 Mean age (SD): 51.11 (14.91) USA	methods was assumed to include multivariate analysis)		prescriber and age); gender, any exposure to benzodiazepines during the 3 months before the index date and type of payment at index date were also considered in the regression model.	<ul style="list-style-type: none"> • Heavy shopping behaviour (≥5 shopping episodes in 1 year) <p>At 1-year follow-up from the initial exposure</p>	
Cepeda 2014 ⁵²	Opioid-naïve patients initiating opioid use with tapentadol IR or oxycodone IR between January 2010 and July 2011 (IMS LRx & IMS DX databases) N=277,401 Mean age (SD): 53.1 (17.1) years USA	Retrospective cohort study with logistic regression	Tapentadol IR versus oxycodone IR, age (<18, 18-39 and 40-64 versus >64 (referent)), gender (referent: female), history of benzodiazepine use, type of payment, history of mood disorders, history of abuse of nonopioid drugs, painful condition (type)	Age, sex and types of payments at the index date; benzodiazepine use in the 3 months before the index date; major depression, mood and anxiety disorders or abuse of nonopioid medications (such as alcohol or tobacco) and pain-related diagnoses in the 12 months before the index date Index date: date of first opioid exposure	<ul style="list-style-type: none"> • Opioid shopping behaviour (overlapping opioid prescriptions from ≥2 prescribers filled at ≥ 3 pharmacies) • Opioid abuse (ICD 9th revision diagnoses of abuse, addiction or dependence) <p>At 1-year follow-up from the initial exposure</p>	<p>Risk of bias: Median tapentadol equivalent dose was 300mg in the tapentadol group versus 200 mg in the oxycodone group i.e., 60 mg versus 40 mg in oxycodone equivalence respectively and not adjusted for in the analysis</p> <p>Indirectness: Proportion of those treated with opioids for chronic pain was unclear.</p>
Chenaf 2016a ⁶⁰	Chronic noncancer pain patients (CNCP) treated with codeine for at least six months.	Retrospective cohort study with Cox proportional hazards model	Age (≤40 versus >40), gender (referent: male), low-income status, history of opioid use disorder, history of substance use disorder, active chronic liver	Factors considered significant in univariate analysis (P<0.15) were entered to the multivariate analysis which was reported	(1year incidence of) Codeine shopping behaviour (≥1 day of overlapping prescriptions written by ≥2 different prescribers and	Some participants (but unclear how many) had been treated with opioids other than codeine before. Not downgraded for indirectness as those treated with codeine

Study	Population	Analysis	Prognostic variables	Confounders	Outcomes	Comments
	N=1958 Mean age (SD): 62.7 (16.1) years France		disease, mental health disorders, concurrent use of antidepressants, previous use of antipsychotics, previous use of hypnotic benzodiazepine, concurrent use of hypnotic benzodiazepine, previous use of anxiolytic benzodiazepine, concurrent use of anxiolytic benzodiazepine, previous use of strong opioids	to be done accordingly to clinically relevant variables such as age and gender.	filled in ≥ 3 different pharmacies)	before the study period were excluded. Unclear which confounders were adjusted for in the analysis
Chenaf 2016b ⁶¹	CNCP patients treated with tramadol N=3505 Mean age (SD) 66.4 (14.7) years France	Retrospective cohort study and cox proportional hazard model	Age: <40 versus ≥ 50 and 40-50 versus ≥ 50 (referent) Gender (referent: male) Low-income status Prior use of strong opioids	It was not specified which confounders were adjusted in the multivariate analysis.	(1 year incidence of tramadol shopping behaviour (≥ 1 day of overlapping prescriptions written by ≥ 2 different prescribers and filled in ≥ 3 different pharmacies)	Some participants (but unclear how many) had been treated with opioids before. Not downgraded for indirectness as those treated with tramadol before the study period were excluded.
Chui 2018 ⁶⁸	Veterans aged ≥ 65 years with a new diagnosis of a musculoskeletal disorder (MSD) (who entered the VA	Retrospective cohort study and multivariable logistic regression analysis	Age (65-74 (referent) versus 75-84 versus 85+), race (white versus non-white), sex (referent: male), moderate-to-severe pain intensity (pain	Demographic and clinical characteristic: Age, sex and ethnicity (at index date), moderate-to-severe pain intensity (pain score from 4 to	Overlapping concurrent opioid prescriptions (prescription starting before the end-date of a prior prescription,	

Study	Population	Analysis	Prognostic variables	Confounders	Outcomes	Comments
	<p>Musculoskeletal Disorders Cohort in 2008 and received an opioid prescription in 2010)</p> <p>N=21,111</p> <p>Mean age 75 years (SD: not reported)</p> <p>USA</p>		<p>scale 4-10), Charlson comorbidity index score (CCI) 2+ (score 0-1 referent), substance use disorder, PTSD, major depression, dual use of Veterans health administration and Medicare part D</p>	<p>10 at the pain intensity numerical rating scale (NRS)) in 2008; co morbid diagnoses recorded at ≥2 outpatient visits or ≥1 inpatient stay up to 12 months before or 6 months after the MSD index date; overall clinical severity (CII), mental health diagnoses: depressive disorder, substance use disorder (alcohol and illicit drug use disorders) and post-traumatic stress disorder (PTSD)</p> <p>At index date (first MSD diagnosis)</p>	<p>inclusive of prescriptions outside the Veterans health administration)</p> <p>In 1 year</p>	
Hoffman 2017 ¹¹³	<p>Patients with polyneuropathy</p> <p>N= 2,892</p> <p>Mean age (SD): 67.5 (16.5) years</p> <p>USA</p>	Retrospective cohort study and multivariable logistic regression	Long term opioid therapy ≥90 days versus shorter term opioid therapy <90 days (referent)	Charlson Comorbidity Index comorbidities, sex, and use of non-opioid analgesics, when applicable.	<ul style="list-style-type: none"> • Opioid dependence • Opioid abuse <p>Determined by International Classification of Diseases, Ninth Revision, Clinical Modification, codes.</p>	
Park 2016 ¹⁴⁷	Patients with one or more visits to a hospital-based primary care clinic	Retrospective cohort study with	Receipt of benzodiazepine prescription, compared to no receipt during the	Age, sex, race, medical insurance, medical comorbidities, pain,	Time to second early opioid refill (opioid prescription written 7-25 days	Indirectness: for each patient observations started at the first day of opioid prescription

Study	Population	Analysis	Prognostic variables	Confounders	Outcomes	Comments
	<p>or one of two community health centres, receiving opioids for CNCP</p> <p>N=847</p> <p>Mean age (SD): 52.54 (11.03)</p> <p>USA</p>	Cox proportional hazards model	study period (12-months).	mental health and substance use disorders	after the previous prescription for the same drug) estimated as a function of time-varying benzodiazepine prescription.	during the defined 12-month study period; it cannot be determined whether and how many patients had ever been prescribed opioids before the study period; 63% had a drug use disorder diagnosis in their medical record that was reported to also include opioids along with cocaine, sedatives marijuana, polysubstance and other drug abuse or dependence; it was unclear if dependence was current or past so it is unclear if they were opioid naïve and if some could have dependence at baseline.
	<p>Primary care patients with CNCP: random sample of VA Connecticut Healthcare system patients (n=50) and all patients enrolled in the Primary Care Centre (n=48).</p>	Retrospective cohort study with multivariate logistic regression	Age (continuous); Number of medical diseases (mean, determined by the unweighted Charlson Index); Lifetime history of substance use disorder	Not reported	Prescription opioid abuse behaviour (defined by the presence of one or more of the following criteria: 1) one or more reports of lost or stolen opioid medication or prescriptions, 2) documented use of other sources e.g., other physician practices to obtain	Unclear if patients had already been on opioids before risk factor measurements were taken.

Study	Population	Analysis	Prognostic variables	Confounders	Outcomes	Comments
	N=98 Median age (range): VA sample 54 years (33 to 84); PCC sample 55 years (26 to 80) USA				opioid medication and 3) requests for 2 or more early refills)	
Seal 2012 ¹⁵⁸	Iraq and Afghanistan veterans prescribed opioids within 1 year of receiving a pain-related diagnosis N=15,676 Mean age (SD): not reported USA	Retrospective cohort study and Poisson regression with robust error variance	Mental health diagnosis versus no mental health diagnosis (referent): diagnosis without PTSD; PTSD with or without other mental health diagnosis	Sociodemographic factors (i.e., age, sex, race/ethnicity, marital status, VA facility type - medical centre versus community clinic) and military service characteristics (i.e., component, rank, service branch, and number of deployments)	<ul style="list-style-type: none"> • Early opioid refills (obtaining the same opioid prescription for more than 7 days before the end of the prior prescription) • Concurrent opioids (>7 days overlap) <p>Within 1-year of receiving a pain-related diagnosis</p>	Study also gives relative risks for the outcomes of highest quintile of average daily opioid use (≥ 33 mg/d), duration of opioid use ≥ 2 months and concurrent sedative hypnotics.
Udayachalerm 2021 ¹⁷⁰	Opioid naïve (no prior opioid prescription in the past 12 months) and had at least 6 months data from index date from the Indiana Network for Patient Care	Retrospective cohort study and Cox proportional hazards with stepwise selection	Number days' supply (continuous), opioid dosage (continuous), concurrent short-acting (SA) and long-acting (LA) opioids within 30 days versus SA alone (referent), concurrent use of SA and LA opioids not within 30	Age, sex and comorbidities	Composite outcome: any combination of opioid abuse, dependence or overdose Within 6 months of index date (date of	Indirectness: Proportion of those treated with opioids for chronic pain was unclear. Baseline: long term use 6.94% (long term use indicates patients who had a cumulative opioid days' supply of at least 90 days within 6 months

Study	Population	Analysis	Prognostic variables	Confounders	Outcomes	Comments
	<p>which is a state-wide health information exchange.</p> <p>N=341,722</p> <p>Mean age (SD): 52.31 years (18.11)</p> <p>USA</p>		<p>days versus SA alone (referent), LA only versus SA alone (referent), concurrent use of benzodiazepines versus none - opioids only (referent), concurrent use of gabapentin/pregabalin versus opioids only (referent), concurrent use of benzodiazepines and gabapentin/pregabalin within 30 days versus opioids only (referent), concurrent use of benzodiazepines and gabapentin/pregabalin not within 30 days versus opioids only (referent)</p>		<p>first opioid prescription)</p>	<p>after the index opioid prescription).</p>
Zhang 2018 ¹⁸⁰	<p>Privately insured adults aged 18 to 64 years and N= 63,419 Medicare advantage patients aged 65 or older filling an opioid prescription between July 1st 2011 and June 30th 2013</p> <p>N=196,375</p>	<p>Retrospective cohort study and linear probability models</p>	<p>Features of the first opioid prescription: Duration of action of the first opioid prescription: long versus short acting status (referent) Days of supply of the first opioid prescription: ≤ 3 days (referent) versus 4-7 days and > 7 days</p>	<p>Ordinal indicators of the quarters/3-month intervals following the first prescription (second, third, sixth, with the first quarter as the reference), calendar year indicators, patient demographics (age groups, sex); dichotomous indicators of back pain, neck pain, arthritis/joint pain and</p>	<p>High-risk opioid use:</p> <ul style="list-style-type: none"> • Overlapping opioid prescriptions for 7 days or more • Three or more prescribers of opioids <p>In each of the six quarters (3-month intervals) following the first prescription)</p>	<p>Indirectness: Proportion of those treated with opioids for chronic pain was unclear.</p> <p>Only results for adults aged 18 to 64 are given in the paper- thus, sample characteristic and other study data have only been extracted for this sample.</p>

Study	Population	Analysis	Prognostic variables	Confounders	Outcomes	Comments
	Aged 18 to 64; mean age (SD) not reported USA			other pain, an indicator of any mental health disorder, alcohol use disorder, any drug use disorder and tobacco use disorder, socio-demographic profiles at the patient's residential ZIP codes.	In the 18 months following the first prescription	Results for each category of risk factor were reported as a percentage point increase from the referent category; risk differences have been calculated and used as outcome measured in the summary of the prognostic evidence

1.1.5.2. Benzodiazepines

Table 3: Summary of studies included in the evidence review: benzodiazepines

Study	Population	Analysis	Prognostic variables	Confounders	Outcomes	Comments
Benzodiazepines						
Cook 2018 ⁷⁶	Benzodiazepine users N=11,663 Mean age (SD) 49.8 (16.6) years USA	Retrospective cohort study and multivariable Cox proportional hazards regression model	Race: Black, Latino, Asian versus White (referent); sex (female, referent); age: 25-34, 35-44, 45-54, 55-64, 65+ versus 18-24 (referent); substance use diagnosis (SUD): alcohol, marijuana, cocaine, opioid, tobacco, pain meds, 2+ SUD versus no diagnosis; mental health disorder diagnosis: depression, anxiety, bipolar, PTSD, sleeping disturbance versus no diagnosis (referent)	Substance use disorder diagnosis, mental health disorder diagnosis, age, sex, race; model also included interactions between age and sex.	Diagnosis of benzodiazepine dependence subsequent to receiving a prescription (defined as a diagnosis of dependence on a sedative, hypnotic or anxiolytic, ICD-9).	

Study	Population	Analysis	Prognostic variables	Confounders	Outcomes	Comments
Tvete 2016 ¹⁶⁹	New benzodiazepine users with a first redemption for: Diazepam (n=15,927) mean age 46.5 or Oxazepam (n=3,820) mean age 47.29 Total N=19,747 Norway	Retrospective cohort study (observational prescription registry study) and Cox proportional hazard regression model	Sex: female versus male (referent); age (continuous); first benzodiazepine: oxazepam versus diazepam (referent); Previous medication: antidepressants and lithium, antipsychotics, opioids, anti-alcohol, and smoking cessation drugs, drugs and rheumatic diseases, drugs for Chronic obstructive pulmonary disease (COPD); education: high versus Low (referent); income: low (referent) versus average versus high; type of work: private versus public sector versus no registration (referent)	Socio-demographic status and previous drug use; unclear if the analysis adjusted for other covariates in addition to the aforementioned and those entered in the model as prognostic factors.	Time to reach consumption level 2: redemption of ≥ 1 defined daily doses on average per day over a 3-month period (from a starting point of < 1 defined daily doses on average per day in the first 3 months). This outcome was defined as dose escalation which is considered a measure of drug misuse/dependence by the primary study. 5-year follow-up from the first redemption (divided into 3-month periods for each individual)	

See Appendix D for full evidence tables.

1.1.6. Summary of the prognostic evidence

1.1.6.1. Summary of the prognostic evidence for opioids

Table 4: Clinical evidence summary: Age

Risk factor and outcome (population)	Number of studies	Effect (95% CI)	Imprecision	GRADE Quality
Age ≤40 versus age >40 for predicting codeine shopping behaviour (CNCP patients treated with codeine; mean (SD) age 62.7 (16.1) years) ^a	1	HR 7.29 (4.28 to 12.42)	No serious imprecision	MODERATE ^b
Age (continuous: increasing versus decreasing) for predicting prescription opioid abuse behaviour (CNCP patients aged 26 to 84 years) ^c	1	OR 0.94 (0.89 to 0.99)	No serious imprecision	LOW ^d
Age 75-84 versus 65-74 years for predicting overlapping concurrent opioid prescriptions (Veterans aged ≥ 65 years with a new MSD diagnosis) ^e	1	OR 0.81 (0.75 to 0.87)	No serious imprecision	HIGH
Age 85+ versus 65-74 years for predicting overlapping concurrent opioid prescriptions (Veterans aged ≥ 65 years with a new MSD diagnosis) ^e	1	OR 0.83 (0.74 to 0.92)	No serious imprecision	HIGH
Age <18 versus >64 for predicting shopping behaviour (opioid-naïve patients initiating opioid use (mean age (SD): 53.1 (17.1) years) ^f	1	OR 0.9 (0.5 to 1.8)	Serious imprecision ^g	VERY LOW ^{g, h}
Age <18 versus >64 for predicting opioid abuse (opioid-naïve patients initiating opioid use (mean age (SD): 53.1 (17.1) years) ^f	1	OR 0.7 (0.3 to 1.4)	Serious imprecision ^g	VERY LOW ^{g, h}
Age 18-39 versus >64 for predicting shopping behaviour (opioid-naïve patients initiating opioid use (mean age (SD): 53.1 (17.1) years) ^f	1	OR 9.8 (7.9 to 12)	No serious imprecision	VERY LOW ^h
Age 18-39 versus >64 for predicting opioid abuse (opioid-naïve patients initiating opioid use (mean age (SD): 53.1 (17.1) years) ^f	1	OR 13.9 (11.2 to 17.2)	No serious imprecision	VERY LOW ^h
Age 40-64 versus >64 for predicting shopping behaviour (opioid-naïve patients initiating opioid use (mean age (SD): 53.1 (17.1) years) ^f	1	OR 4.6 (3.8 to 5.6)	No serious imprecision	VERY LOW ^h
Age 40-64 versus >64 for predicting opioid abuse (opioid-naïve patients initiating opioid use (mean age (SD): 53.1 (17.1) years) ^f	1	OR 6.7 (5.5 to 8.3)	No serious imprecision	VERY LOW ^h
Age <40 versus ≥ 50 for predicting tramadol shopping behaviour (CNCP patients treated with tramadol (mean age (SD) 66.4 (14.7) years)) ⁱ	1	HR 7.4 (2.8 to 19.7)	Serious imprecision ^g	VERY LOW ^{g, i}

Risk factor and outcome (population)	Number of studies	Effect (95% CI)	Imprecision	GRADE Quality
Age 40-50 versus ≥ 50 and tramadol shopping behaviour (CNCP patients treated with tramadol (mean age (SD) 66.4 (14.7) years)) ⁱ	1	HR 2.8 (1 to 7.7)	No serious imprecision	LOW ^j
<p>(a) Methods: multivariable analysis: cox proportional hazards developed according to clinically relevant variables such as age and gender</p> <p>(b) Downgraded by 1 increment due to serious risk of bias</p> <p>(c) Methods: Multivariate logistic regressions model; Covariates not specified</p> <p>(d) Downgraded by 1 increment due to serious risk of bias and by 1 increment due to potential indirectness of the population which may not have been opioid naïve during baseline assessment</p> <p>(e) Methods: multivariate logistic regression analysis adjusted for age, sex, ethnicity, pain intensity (NRS), co morbid diagnoses, overall clinical severity (CII), mental health diagnoses: depressive disorder, substance use disorder (alcohol and illicit drug use disorders) and PTSD</p> <p>(f) Methods: multivariate analysis: logistic regression adjusted for age, sex and types of payments at the index date; benzodiazepine use in the 3 months before the index date; major depression, mood and anxiety disorders or abuse of nonopioid medications (such as alcohol or tobacco) and pain-related diagnoses in the 12 months before the index date</p> <p>(g) Downgraded by 1 increment as the confidence interval crossed the null line or was judged to be very wide</p> <p>(h) Downgraded by 2 increments due to very serious risk of bias, by 1 increment due to indirectness with the proportion of those taking opioids for chronic pain being unclear and by 1 more increment for participants in the <18 years age category</p> <p>(i) Methods: multivariable analysis: cox proportional hazards model; Covariates not specified</p> <p>(j) Downgraded by 2 increments due to very serious risk of bias</p>				

Table 5: Clinical evidence summary: Family Background

Risk factor and outcome (population)	Number of studies	Effect (95% CI)	Imprecision	GRADE Quality
Non-white race versus white for predicting overlapping concurrent opioid prescriptions (Veterans aged ≥ 65 years with a new MSD diagnosis) ^a	1	OR 0.77 (0.71 to 0.84)	No serious imprecision	HIGH
<p>(a) Methods: multivariate logistic regression analysis adjusted for age, sex, ethnicity, pain intensity (NRS), co morbid diagnoses, overall clinical severity (CII), mental health diagnoses: depressive disorder, substance use disorder (alcohol and illicit drug use disorders) and PTSD</p>				

Table 6: Clinical evidence summary: Gender

Risk factor and outcome (population)	Number of studies	Effect (95% CI)	Imprecision	GRADE Quality
Female versus male for predicting codeine shopping behaviour (CNCN patients treated with codeine; mean (SD) age 62.7 (16.1) years) ^a	1	HR 0.92 (0.53 to 1.58)	Serious imprecision ^b	LOW ^c
Female versus male for predicting tramadol shopping behaviour (CNCN patients treated with tramadol (mean age (SD) 66.4 (14.7) years)) ^d	1	HR 1.6 (0.7 to 3.8)	Serious imprecision ^b	VERY LOW ^e
Female sex versus male sex for predicting overlapping concurrent opioid prescriptions (Veterans aged ≥ 65 years with a new MSD diagnosis) ^f	1	OR 0.97 (0.75 to 1.24)	Serious imprecision ^b	MODERATE ^g
Male versus female for predicting shopping behaviour (opioid-naïve patients initiating opioid use (mean age (SD): 53.1 (17.1) years)) ^h	1	OR 1.6 (1.4 to 1.7)	No serious imprecision	VERY LOW ⁱ
Male versus female for predicting opioid abuse (opioid-naïve patients initiating opioid use (mean age (SD): 53.1 (17.1) years)) ^h	1	OR 1.5 (1.3 to 1.6)	No serious imprecision	VERY LOW ⁱ

(a) Methods: multivariable analysis: cox proportional hazards model developed according to clinically relevant variables such as age and gender

(b) Downgraded by 1 increment as the confidence interval crossed the null line

(c) Downgraded by 1 increment due to risk of bias and by 1 increment due to imprecision

(d) Methods: multivariable analysis: cox proportional hazards model; confounders not specified

(e) Downgraded by 2 increments due to very serious risk of bias

(f) Methods: multivariate logistic regression analysis adjusted for age, sex, ethnicity, pain intensity (NRS), co morbid diagnoses, overall clinical severity (CII), mental health diagnoses: depressive disorder, substance use disorder (alcohol and illicit drug use disorders) and PTSD

(g) Downgraded by 1 increment due to imprecision

(h) Methods: multivariate analysis: logistic regression adjusted for age, sex and types of payments at the index date; benzodiazepine use in the 3 months before the index date; major depression, mood and anxiety disorders or abuse of nonopioid medications (such as alcohol or tobacco) and pain-related diagnoses in the 12 months before the index date

(i) Downgraded by 2 increments due to very serious risk of bias and by 1 increment due to indirectness with the proportion of those taking opioids for chronic pain being unclear

Table 7: Clinical evidence summary: Low-income status

Risk factor and outcome (population)	Number of studies	Effect (95% CI)	Imprecision	GRADE Quality
Low-income status for predicting codeine shopping behaviour (CNCN patients treated with codeine; mean (SD) age 62.7 (16.1) years) ^a	1	HR 1.75 (0.96 to 3.21)	Serious imprecision ^b	LOW ^c

Risk factor and outcome (population)	Number of studies	Effect (95% CI)	Imprecision	GRADE Quality
Low-income status for predicting tramadol shopping behaviour (CNCP patients treated with tramadol (mean age (SD) 66.4 (14.7) years)) ^d	1	HR 8.5 (3.6 to 20.5)	Serious imprecision ^b	VERY LOW ^e

(a) Methods: multivariable analysis: cox proportional hazards model developed according to clinically relevant variables such as age and gender

(b) Downgraded by 1 increment as the confidence interval crossed the null line or was judged to be very wide

(c) Downgraded by 1 increment due to risk of bias and by 1 increment due to imprecision

(d) Methods: multivariable analysis: cox proportional hazards model; confounders not specified

(e) Downgraded by 2 increments due to very serious risk of bias and by 1 increment due to serious imprecision

Table 8: Clinical evidence summary: Pain intensity

Risk factor and outcome (population)	Number of studies	Effect (95% CI)	Imprecision	GRADE Quality
Moderate-to-severe pain intensity (NRS score 4-10) for predicting overlapping concurrent opioid prescriptions (Veterans aged ≥ 65 years with a new MSD diagnosis) ^a	1	OR 1.40 (1.31 to 1.49)	No serious imprecision	HIGH

(a) Methods: multivariate logistic regression analysis adjusted for age, sex, ethnicity, pain intensity (NRS), co morbid diagnoses, overall clinical severity (CII), mental health diagnoses: depressive disorder, substance use disorder (alcohol and illicit drug use disorders) and PTSD

Table 9: Clinical evidence summary: Clinical severity (Charlson comorbidity index (CCI))

Risk factor and outcome (population)	Number of studies	Effect (95% CI)	Imprecision	GRADE Quality
CCI 2+ versus lower score for predicting overlapping concurrent opioid prescriptions (Veterans aged ≥ 65 years with a new MSD diagnosis) ^a	1	OR 0.96 (0.90 to 1.03)	Serious imprecision ^b	MODERATE ^c
Number of medical diseases (mean number of individual chronic medical diseases as per the unweighted Charlson Index) for predicting prescription opioid abuse behaviour (CNCP patients aged 26 to 84 years) ^d	1	OR 0.72 (0.45 to 1.1)	Serious imprecision ^e	VERY LOW ^f

(a) Methods: multivariate logistic regression analysis adjusted for age, sex, ethnicity, pain intensity (NRS), co morbid diagnoses, overall clinical severity (CII), mental health diagnoses: depressive disorder, substance use disorder (alcohol and illicit drug use disorders) and PTSD

(b) Downgraded by 1 increment as the confidence interval crossed the null line

(c) Downgraded by 1 increment due to imprecision

(d) *Methods: Multivariate logistic regressions model; Co variates not specified*

(e) *Downgraded by 1 increment as the confidence interval crossed the null line*

(f) *Downgraded by 1 increment due to risk of bias, by 1 increment due to potential indirectness of the population which may not have been opioid naïve during baseline assessment and by 1 increment due to imprecision*

Table 10: Clinical evidence summary: History of opioid use disorder

Risk factor and outcome (population)	Number of studies	Effect (95% CI)	Imprecision	GRADE Quality
History of opioid use disorder for predicting codeine shopping behaviour (CNCP patients treated with codeine; mean (SD) age 62.7 (16.1) years) ^a	1	HR 1.25 (0.19 to 8.40)	serious imprecision ^b	LOW ^c

(a) *Methods: multivariable analysis: cox proportional hazards model developed according to clinically relevant variables such as age and gender*

(b) *Downgraded by 1 increment as the confidence interval crossed the null line*

(c) *Downgraded by 1 increment due to serious risk of bias and by 1 increment due to imprecision*

Table 11: Clinical evidence summary: History of substance use disorder/abuse of non-opioids

Risk factor and outcome (population)	Number of studies	Effect (95% CI)	Imprecision	GRADE Quality
History of substance use disorder for predicting codeine shopping behaviour (CNCP patients treated with codeine; mean (SD) age 62.7 (16.1) years) ^a	1	HR 0.89 (0.21 to 3.83)	Serious imprecision ^b	LOW ^c
Nicotine & alcohol				
Lifetime history of substance use disorder for predicting prescription opioid abuse behaviour (CNCP patients aged 26 to 84 years) ^d	1	OR 3.8 (1.4 to 10.8)	Serious imprecision ^b	VERY LOW ^e
Alcohol & narcotics e.g., cocaine				
Substance use disorder (at index date) for predicting overlapping concurrent opioid prescriptions (Veterans aged ≥ 65 years with a new MSD diagnosis) ^f	1	OR 1.18 (1.05 to 1.33)	No serious imprecision	HIGH
Illicit drugs & alcohol				
History of abuse of non-opioid drugs (such as alcohol & tobacco) for predicting shopping behaviour (opioid-naïve patients initiating opioid use (mean age (SD): 53.1 (17.1) years)) ^g	1	OR 1.5 (1.0 to 2.2)	No serious imprecision	VERY LOW ^h

Risk factor and outcome (population)	Number of studies	Effect (95% CI)	Imprecision	GRADE Quality
History of abuse of non-opioid drugs (such as alcohol & tobacco) for predicting opioid abuse (opioid-naïve patients initiating opioid use (mean age (SD): 53.1 (17.1) years)) ^g	1	OR 1.5 (1.1 to 2.1)	No serious imprecision	VERY LOW ^h

(a) Methods: multivariable analysis: cox proportional hazards developed according to clinically relevant variables such as age and gender

(b) Downgraded by 1 increment if the CI crossed the null line or was judged to be very wide

(c) Downgraded by 1 increment due to serious risk of bias and by 1 increment due to imprecision

(d) Methods: Multivariate logistic regressions model; Co variates not specified

(e) Downgraded by 2 increments due to risk of bias, by 1 increment due to potential indirectness of the population which may not have been opioid naïve during baseline assessment and by 1 increment due to imprecision

(f) Methods: multivariate logistic regression analysis adjusted for age, sex, ethnicity, pain intensity (NRS), co morbid diagnoses, overall clinical severity (CII), mental health diagnoses: depressive disorder, substance use disorder (alcohol and illicit drug use disorders) and PTSD

(g) Methods: multivariate analysis: logistic regression adjusted for age, sex and types of payments at the index date; benzodiazepine use in the 3 months before the index date; major depression, mood and anxiety disorders or abuse of nonopioid medications (such as alcohol or tobacco) and pain-related diagnoses in the 12 months before the index date

(h) Downgraded by 2 increments due to very serious risk of bias and by 1 increment due to indirectness with the proportion of those taking opioids for chronic pain being unclear

Table 12: Clinical evidence summary: Active chronic liver disease

Risk factor and outcome (population)	Number of studies	Effect (95% CI)	Imprecision	GRADE Quality
Active chronic liver disease for predicting codeine shopping behaviour (CNCP patients; mean (SD) age 62.7 (16.1) years) ^a	1	HR 2.09 (0.62 to 7.03)	Serious imprecision ^b	LOW ^c

(a) Methods: multivariable analysis: cox proportional hazards developed according to clinically relevant variables such as age and gender

(b) Downgraded by 1 increment as the confidence interval crossed the null line

(c) Downgraded by 1 increment due to risk of bias and by 1 increment due to imprecision

Table 13: Clinical evidence summary: Mental health disorders

Risk factor and outcome (population)	Number of studies	Effect (95% CI)	Imprecision	GRADE Quality
Mental health disorders for predicting codeine shopping behaviour (CNCP patients; mean (SD) age 62.7 (16.1) years) ^a	1	HR 2.25 (1.08 to 4.67)	No serious imprecision	MODERATE ^b

Risk factor and outcome (population)	Number of studies	Effect (95% CI)	Imprecision	GRADE Quality
PTSD with or without other mental health diagnosis versus no mental health diagnosis for predicting early opioid refills (Iraq and Afghanistan veterans prescribed opioids within 1 year of a pain-related diagnosis) ^c	1	RR 1.64 (1.53 to 1.75)	No serious imprecision	LOW ^d
Mental health diagnosis without PTSD versus no mental health diagnosis for predicting early opioid refills (Iraq and Afghanistan veterans prescribed opioids within 1 year of a pain-related diagnosis) ^c	1	RR 1.50 (1.39 to 1.62)	No serious imprecision	LOW ^d
PTSD with or without other mental health diagnosis versus no mental health diagnosis for predicting concurrent opioids (>7-day overlap) (Iraq and Afghanistan veterans prescribed opioids within 1 year of a pain-related diagnosis) ^c	1	RR 1.87 (1.70 to 2.06)	No serious imprecision	LOW ^d
Mental health diagnosis without PTSD versus no mental health diagnosis for predicting concurrent opioids (>7 d overlap) (Iraq and Afghanistan veterans prescribed opioids within 1 year of a pain-related diagnosis) ^c	1	RR 1.62 (1.44 to 1.81)	No serious imprecision	LOW ^d
PTSD for predicting overlapping concurrent opioid prescriptions (Veterans aged ≥ 65 years with a new MSD diagnosis) ^e	1	OR 0.94 (0.82 to 1.05)	Serious imprecision ^f	MODERATE ^g
Major depression for predicting overlapping concurrent opioid prescriptions (Veterans aged ≥ 65 years with a new MSD diagnosis) ^e	1	OR 1.32 (1.15 to 1.52)	No serious imprecision	HIGH

(a) Methods: multivariable analysis: cox proportional hazards developed according to clinically relevant variables such as age and gender

(b) Downgraded by 1 increment due to risk of bias

(c) Methods: Poisson regression with robust error variance adjusted for sociodemographic factors (age, sex, race/ethnicity, marital status, VA facility type - medical centre versus community clinic) and military service characteristics (component, rank, service branch, and number of deployments)

(d) Downgraded by 2 increments due to very serious risk of bias

(e) Methods: multivariate logistic regression analysis adjusted for age, sex, ethnicity, pain intensity (NRS), co morbid diagnoses, overall clinical severity (CII), mental health diagnoses: depressive disorder, substance use disorder (alcohol and illicit drug use disorders) and PTSD

(f) Downgraded by 1 increment as the confidence interval crossed the null line

(g) Downgraded by 1 increment due to imprecision

Table 14: Clinical evidence summary: History of mood disorders

Risk factor and outcome (population)	Number of studies	Effect (95% CI)	Imprecision	GRADE Quality
History of mood disorders for predicting shopping behaviour (opioid-naïve patients initiating opioid use (mean age (SD): 53.1 (17.1) years)) ^a	1	OR 1.4 (1.1 to 1.8)	No serious imprecision	VERY LOW ^b

Risk factor and outcome (population)	Number of studies	Effect (95% CI)	Imprecision	GRADE Quality
History of mood disorders for predicting opioid abuse (opioid-naïve patients initiating opioid use (mean age (SD): 53.1 (17.1) years)) ^a	1	OR 1.9 (1.5 to 2.3)	No serious imprecision	VERY LOW ^b

(a) *Methods: multivariate analysis: logistic regression adjusted for Age, sex and types of payments at the index date; benzodiazepine use in the 3 months before the index date; major depression, mood and anxiety disorders or abuse of nonopioid medications (such as alcohol or tobacco) and pain-related diagnoses in the 12 months before the index date*

(b) *Downgraded by 2 increments due to very serious risk of bias and by 1 increment due to indirectness with the proportion of those taking opioids for chronic pain being unclear*

Table 15: Clinical evidence summary: Concurrent use of antidepressants

Risk factor and outcome (population)	Number of studies	Effect (95% CI)	Imprecision	GRADE Quality
Concurrent use of antidepressants for predicting codeine shopping behaviour (CNCP patients; mean (SD) age 62.7 (16.1) years) ^a	1	HR 0.93 (0.53 to 1.63)	Serious imprecision ^b	LOW ^c

(a) *Methods: multivariable analysis: cox proportional hazards developed according to clinically relevant variables such as age and gender*

(b) *Downgraded by 1 increment as the confidence interval crossed the null line*

(c) *Downgraded by 1 increment due to risk of bias and by increment due to imprecision*

Table 16: Clinical evidence summary: Previous use of antipsychotics

Risk factor and outcome (population)	Number of studies	Effect (95% CI)	Imprecision	GRADE Quality
Previous use of antipsychotics for predicting codeine shopping behaviour (CNCP patients; mean (SD) age 62.7 (16.1) years) ^a	1	HR 1.03 (0.42 to 2.53)	Serious imprecision ^b	LOW ^c

(a) *Methods: multivariable analysis: cox proportional hazards developed according to clinically relevant variables such as age and gender*

(b) *Downgraded by 1 increment as the confidence interval crossed the null line*

(c) *Downgraded by 1 increment due to risk of bias and by increment due to imprecision*

Table 17: Clinical evidence summary: History of benzodiazepine use

Risk factor and outcome (population)	Number of studies	Effect (95% CI)	Imprecision	GRADE Quality
Previous use of hypnotic benzodiazepines for predicting codeine shopping behaviour (CNCP patients; mean (SD) age 62.7 (16.1) years) ^a	1	HR 1.56 (0.70 to 3.49)	Serious imprecision ^b	LOW ^c
Previous use of anxiolytic benzodiazepines for predicting codeine shopping behaviour (CNCP patients; mean (SD) age 62.7 (16.1) years) ^a	1	HR 0.63 (0.32 to 1.26)	Serious imprecision ^b	LOW ^c
History of benzodiazepine use for predicting shopping behaviour (opioid-naïve patients initiating opioid use (mean age (SD): 53.1 (17.1) years)) ^d	1	OR 1.6 (1.1 to 2.2)	No serious imprecision	VERY LOW ^e
History of benzodiazepine use for predicting opioid abuse (opioid-naïve patients initiating opioid use (mean age (SD): 53.1 (17.1) years)) ^d	1	OR 1.5 (1.3 to 1.5)	No serious imprecision	VERY LOW ^e

(a) *Methods: multivariable analysis: cox proportional hazards developed according to clinically relevant variables such as age and gender*

(b) *Downgraded by 1 increment as the confidence interval crossed the null line*

(c) *Downgraded by 1 increment due to risk of bias and by 1 increment due to imprecision*

(d) *Methods: multivariate analysis: logistic regression adjusted for Age, sex and types of payments at the index date; benzodiazepine use in the 3 months before the index date; major depression, mood and anxiety disorders or abuse of nonopioid medications (such as alcohol or tobacco) and pain-related diagnoses in the 12 months before the index date*

(e) *Downgraded by 2 increments due to very serious risk of bias and by 1 increment due to indirectness with the proportion of those taking opioids for chronic pain being unclear*

Table 18: Clinical evidence summary: Concurrent use of benzodiazepine/ concurrent use of gabapentin/pregabalin

Risk factor and outcome (population)	Number of studies	Effect (95% CI)	Imprecision	GRADE Quality
Concurrent use of hypnotic benzodiazepine for predicting codeine shopping behaviour (CNCP patients; mean (SD) age 62.7 (16.1) years) ^a	1	HR 0.89 (0.43 to 1.83)	Serious imprecision ^b	LOW ^{b, c}
Concurrent use of anxiolytic benzodiazepine for predicting codeine shopping behaviour (CNCP patients; mean (SD) age 62.7 (16.1) years) ^a	1	HR 3.12 (1.55 to 6.26)	No serious imprecision	MODERATE ^c
Receipt of benzodiazepine prescription for predicting second early opioid refill (CNCP patients; mean age (SD) 52.54 (11.03)) ^d	1	HR 1.54 (1.09 to 2.18)	No serious imprecision	MODERATE ^e

Risk factor and outcome (population)	Number of studies	Effect (95% CI)	Imprecision	GRADE Quality
Concurrent use of benzodiazepine compared to opioid alone for predicting composite outcome – any combination of opioid abuse, dependence or overdose (opioid naïve patients aged 18 and over) ^f	1	HR 1.38 (1.17 to 1.61)	No serious imprecision	LOW ^g
Concurrent use of gabapentin/pregabalin compared to opioid alone for predicting composite outcome – any combination of opioid abuse, dependence or overdose (opioid naïve patients aged 18 and over) ^f	1	HR 1.54 (1.29 to 1.84)	No serious imprecision	LOW ^g
Concurrent use of benzodiazepine and gabapentin/pregabalin within 30 days compared to opioid alone for predicting composite outcome – any combination of opioid abuse, dependence or overdose (opioid naïve patients aged 18 and over) ^f	1	HR 1.68 (1.38 to 2.04)	No serious imprecision	LOW ^g
Concurrent use of benzodiazepine and gabapentin/pregabalin not within 30 days compared to opioid alone for predicting composite outcome – any combination of opioid abuse, dependence or overdose (opioid naïve patients aged 18 and over) ^f	1	HR 1.66 (1.24 to 2.22)	No serious imprecision	LOW ^g

(a) Methods: multivariable analysis: cox proportional hazards developed according to clinically relevant variables such as age and gender

(b) Downgraded by 1 increment as the confidence interval crossed the null line

(c) Downgraded by 1 increment due to serious risk of bias

(d) Methods: cox proportional hazards model analysis, including key covariates used in analysis to assess if receipt of benzodiazepine prescription is an independent risk factor. Key covariates included: sex, age, race, medical insurance, medical comorbidities, pain, mental health and substance use disorders

(e) Downgraded by 1 increment due to potential indirectness of part of the population who may not have been opioid naïve or could have drug use disorder/ dependence that could include opioids at baseline

(f) Methods: multivariable analysis: Cox proportional hazards with stepwise selection adjusted for age, sex and comorbidities

(g) Downgraded by 1 increment due to serious risk of bias and 1 increment due to indirectness

Table 19: Clinical evidence summary: Previous use of strong opioids

Risk factor and outcome (population)	Number of studies	Effect (95% CI)	Imprecision	GRADE Quality
Previous use of strong opioids for predicting codeine shopping behaviour (CNCP patients; mean (SD) age 62.7 (16.1) years) ^a	1	HR 2.94 (1.24 to 6.98)	No serious imprecision	MODERATE ^b
Prior use of strong opioids for predicting tramadol shopping behaviour (CNCP patients treated with tramadol (mean age (SD) 66.4 (14.7) years)) ^c	1	HR 5.7 (1.9 to 17.0)	Serious imprecision ^d	VERY LOW ^e

(a) Methods: multivariable analysis: cox proportional hazards developed according to clinically relevant variables such as age and gender

(b) Downgraded by 1 increment due to risk of bias

(c) Methods: multivariable analysis: cox proportional hazards model; confounders not specified

- (d) Downgraded by 1 increment as the confidence interval was judged to be very wide
(e) Downgraded by 2 increments due to serious risk of bias and by 1 increment due to imprecision

Table 20: Clinical evidence summary: Long-term opioid therapy

Risk factor and outcome (population)	Number of studies	Effect (95% CI)	Imprecision	GRADE Quality
Periods on long-term opioids* versus not being in an episode of long-term prescribing for predicting incident addiction to opioids (new long-term opioid users; median age (IQR) 61 (47 to 73) years) ^a	1	HR 2.83 (2.13 to 3.76)	No serious imprecision	HIGH
<i>*3 or more prescriptions within 90 days</i>				
Long term opioid therapy (≥90 days) versus shorter term opioid therapy (<90 days) for predicting opioid dependence (patients with polyneuropathy (mean age (SD): 67.5 (16.5) years) ^b	1	HR 2.85 (1.54 to 5.31)	No serious imprecision	LOW ^c
Long term opioid therapy (≥90 days) versus shorter term opioid therapy (<90 days) for predicting opioid abuse (patients with polyneuropathy (mean age (SD): 67.5 (16.5) years) ^b	1	HR 3.97 (0.87-28.9)	Very serious imprecision ^d	VERY LOW ^{c, d}

- (a) *Methods: multivariable analysis: Cox proportional hazards regression adjusted for age at baseline, gender, year of start of follow-up, ever smoking, ever alcohol drinking, overweight (BMI ≥25 kg/m²), geographical region, deprivation level, prior recorded depression, co-prescribing of NSAID and total number of co-morbid conditions.*
(b) *Methods: Multivariate logistic regression adjusted for Charlson Comorbidity Index comorbidities, sex, and use of non-opioid analgesics*
(c) *Downgraded by 2 increments due to very serious risk of bias*
(d) *Downgraded by 2 increments as the confidence interval crossed the null line and was judged to be very wide*

Table 21: Clinical evidence summary: Opioid dosage

Risk factor and outcome (population)	Number of studies	Effect (95% CI)	Imprecision	GRADE Quality
Long-term episode at an average daily dose (ADD) <20 mg morphine equivalent dose (MED) versus not being in an episode of long-term prescribing for predicting incident addiction to opioids (new long-term opioid users; median age (IQR) 61 (47 to 73) years) ^a	1	HR 1.06 (0.71 to 1.60)	Serious imprecision ^b	LOW ^c
Long-term episode at an ADD ≥20 and <50 mg MED versus not being in an episode of long-term prescribing for predicting incident addiction to opioids (new long-term opioid users; median age (IQR) 61 (47 to 73) years) ^a	1	HR 3.59 (2.55 to 5.06)	No serious imprecision	MODERATE ^d

Risk factor and outcome (population)	Number of studies	Effect (95% CI)	Imprecision	GRADE Quality
Long-term episode at an ADD \geq 50 mg MED versus not being in an episode of long-term prescribing for predicting incident addiction to opioids (new long-term opioid users; median age (IQR) 61 (47 to 73) years) ^a	1	HR 9.33 (6.55 to 13.29)	No serious imprecision	MODERATE ^d
Opioid dosage, morphine milligram equivalents (MME)/d (continuous) for predicting composite outcome – any combination of opioid abuse, dependence or overdose (opioid naïve patients aged 18 years and over) ^e	1	HR 1.003 (1.001 – 1.006)	No serious imprecision	LOW ^f

(a) Methods: multivariable analysis: Cox proportional hazards regression adjusted for age at baseline, gender, year of start of follow-up, ever smoking, ever alcohol drinking, overweight (BMI \geq 25 kg/m²), geographical region, deprivation level, prior recorded depression, co-prescribing of NSAID and total number of co-morbid conditions.

(b) Downgraded by 1 increment as the CI crossed the null line

(c) Downgraded by 1 increment due to serious risk of bias and by 1 increment due to imprecision

(d) Downgraded by 1 increment due to serious risk of bias

(e) Methods: multivariable analysis: Cox proportional hazards with stepwise selection adjusted for age, sex and comorbidities

(f) Downgraded by 1 increment due to serious risk of bias and by 1 increment due to indirectness

Table 22: Clinical evidence summary: Opioid formulation (Oxycodone IR & tapentadol IR)

Risk factor and outcome (population)	Number of studies	Effect (95% CI)	Imprecision	GRADE Quality
Tapentadol IR versus oxycodone IR for predicting shopping behaviour (opioid-naïve patients initiating opioid use (mean age (SD): 53.1 (17.1) years)) ^a	1	OR 0.45 (0.36 to 0.55)	No serious imprecision	LOW ^b
Tapentadol IR versus oxycodone IR for predicting opioid abuse (opioid-naïve patients initiating opioid use (mean age (SD): 53.1 (17.1) years)) ^a	1	OR 0.44 (0.37 to 0.54)	No serious imprecision	LOW ^b
Oxycodone IR versus tapentadol IR for predicting shopping behaviour (opioid-naïve patients initiating opioid use (mean age (SD): 51.11 (14.91) years)) ^c	1	OR 3.5 (2.8 to 4.4)	No serious imprecision	MODERATE ^d
Oxycodone IR versus tapentadol IR for predicting heavy shopping behaviour (opioid-naïve patients initiating opioid use (mean age (SD): 51.11 (14.91) years)) ^c	1	OR 6.9 (2.5 to 19.3)	Serious imprecision ^e	VERY LOW ^{d,e,f}

(a) Methods: multivariate analysis: logistic regression adjusted for age, sex and types of payments at the index date; benzodiazepine use in the 3 months before the index date; major depression, mood and anxiety disorders or abuse of nonopioid medications (such as alcohol or tobacco) and pain-related diagnoses in the 12 months before the index date

(b) Downgraded by 1 increment due to risk of bias and by 1 increment due to potential indirectness with the proportion of participants taking opioids for chronic pain being unclear

- (c) *Methods: multivariate analysis: conditional logistic regression conducted using matched analysis (description of methods assumed to include multivariate analysis), taking into account matching variables of time of opioid exposure, geographic area, specialty of the prescriber and age and adjusting for gender, benzodiazepine use and type of payment at the first opioid exposure.*
- (d) *Downgraded by 1 increment due to potential indirectness with the proportion of participants taking opioids for chronic pain being unclear*
- (e) *Downgraded by 1 increment as the confidence interval was judged to be very wide*
- (f) *Downgraded by 1 increment due to risk of bias*

Table 23: Clinical evidence summary: Duration of action in the first prescription

Risk factor and outcome (population)	Number of studies	Effect (95% CI)	Imprecision	GRADE Quality
Long versus short acting opioids in the first prescription for predicting overlapping opioid prescriptions across the six following 3-month quarters (privately insured patients aged 18-64 years) ^a	1	Risk difference 14.70 (12.7 to 16.7) ^b	No serious imprecision	VERY LOW ^c
Long versus short acting opioids in the first prescription for predicting having 3 or more opioid prescribers across the following six 3-month quarters (privately insured patients aged 18-64 years) ^a	1	Risk difference 1.8 (0.9 to 2.7) ^b	Serious imprecision ^d	VERY LOW ^{c,d}
Long-acting versus short-acting for predicting composite outcome – any combination of opioid abuse, dependence or overdose (opioid naïve patients aged 18 or over) ^e	1	HR 2.17 (0.81 to 5.86)	Serious imprecision ^d	VERY LOW ^f
Concurrent use of short-acting and long-acting opioids within 30 days versus short-acting alone for predicting composite outcome – any combination of opioid abuse, dependence or overdose (opioid naïve patients aged 18 or over) ^e	1	HR 2.12 (1.78 to 2.54)	No serious imprecision	LOW ^g
Concurrent use of short-acting and long-acting opioids not within 30 days versus short-acting alone for predicting composite outcome – any combination of opioid abuse, dependence or overdose (opioid naïve patients aged 18 or over) ^e	1	HR 1.99 (1.24 to 3.18)	No serious imprecision	LOW ^g

- (a) *Methods: multivariate analysis: linear probability model adjusting for ordinal indicators of the quarters/3-month intervals following the first prescription (second, third, sixth, with the first quarter as the reference), calendar year indicators, patient demographics (age groups, sex); dichotomous indicators of back pain, neck pain, arthritis/joint pain and other pain, an indicator of any mental health disorder, alcohol use disorder, any drug use disorder and tobacco use disorder, socio-demographic profiles at the patient's residential ZIP codes*
- (b) *Risk differences have been calculated from percentage point increase results reported in the paper using the CIs; the null line for a risk difference is 0*
- (c) *Downgraded by 2 increments due to very serious risk of bias and 1 increment due to indirectness*
- (d) *Downgraded by 1 increment due to serious imprecision*
- (e) *Methods: Methods: multivariate analysis: cox proportional hazards with stepwise selection adjusted for age, sex and comorbidities*
- (f) *Downgraded by 1 increment due to serious risk of bias, 1 increment due to indirectness and 1 increment due to imprecision*
- (g) *Downgraded by 1 increment due to serious risk of bias and 1 increment due to indirectness*

Table 24: Clinical evidence summary: Days of opioid supply in the first prescription

Risk factor and outcome (population)	Number of studies	Effect (95% CI)	Imprecision	GRADE Quality
Number of days' supply for predicting composite outcome (any combination of opioid abuse, dependence or overdose) (opioid naïve patients aged 18 years and over) ^a	1	HR 1.025 (1.019 to 1.032)	No serious imprecision	LOW ^b
>7 days versus ≤ 3 days for predicting overlapping opioid prescriptions across the six following 3-month quarters (privately insured patients aged 18-64 years) ^c	1	Risk difference 6.65 (6.3 to 7) ^d	No serious imprecision	VERY LOW ^e
>7 days versus 4-7 days for predicting overlapping opioid prescriptions across the six following 3-month quarters (privately insured patients aged 18-64 years) ^c	1	Risk difference 5.65 (5.3 to 6) ^d	No serious imprecision	VERY LOW ^e

(a) *Methods: multivariate analysis: cox proportional hazards with stepwise selection adjusted for age, sex and comorbidities*

(b) *Downgraded by 1 increment due to serious risk of bias and 1 increment due to indirectness*

(c) *multivariate analysis: linear probability model adjusting for ordinal indicators of the quarters/3-month intervals following the first prescription (second, third, sixth, with the first quarter as the reference), calendar year indicators, patient demographics (age groups, sex); dichotomous indicators of back pain, neck pain, arthritis/joint pain and other pain, an indicator of any mental health disorder, alcohol use disorder, any drug use disorder and tobacco use disorder, socio-demographic profiles at the patient's residential ZIP codes*

(d) *Risk differences have been calculated from percentage point increase results reported in the paper using the CIs*

(e) *Downgraded by 2 increments due to very serious risk of bias and 1 increment due to indirectness*

Table 25: Clinical evidence summary: Dual use of Veterans health administration (VHA) pharmacy and Medicare part D

Risk factor and outcome (population)	Number of studies	Effect (95% CI)	Imprecision	GRADE Quality
Dual use of VHA pharmacy and Medicare part D versus no dual use for predicting overlapping concurrent opioid prescriptions (Veterans aged ≥ 65 years with a new MSD diagnosis) ^a	1	OR 5.28 (4.60 to 6.05)	No serious imprecision	MODERATE ^b

(a) *Methods: multivariate logistic regression analysis adjusted for age, sex, ethnicity, pain intensity (NRS), co morbid diagnoses, overall clinical severity (CII), mental health diagnoses: depressive disorder, substance use disorder (alcohol and illicit drug use disorders) and PTSD*

(b) *Downgraded by 1 increment due to indirectness as the risk factor may be of limited relevance to the NHS setting.*

Table 26: Clinical evidence summary: Type of payment

Risk factor and outcome (population)	Number of studies	Effect (95% CI)	Imprecision	GRADE Quality
Medicaid versus cash for predicting shopping behaviour (opioid-naïve patients initiating opioid use (mean age (SD): 53.1 (17.1) years)) ^a	1	OR 0.3 (0.3 to 0.4)	No serious imprecision	VERY LOW ^b
Medicaid versus cash for predicting opioid abuse (opioid-naïve patients initiating opioid use (mean age (SD): 53.1 (17.1) years)) ^a	1	OR 1.1 (0.9 to 1.2)	Serious imprecision ^c	VERY LOW ^{b,c}
Medicare versus cash for predicting shopping behaviour (opioid-naïve patients initiating opioid use (mean age (SD): 53.1 (17.1) years)) ^a	1	OR 0.4 (0.3 to 0.4)	No serious imprecision	VERY LOW ^b
Medicare versus cash for predicting opioid abuse (opioid-naïve patients initiating opioid use (mean age (SD): 53.1 (17.1) years)) ^a	1	OR 0.7 (0.6 to 0.8)	No serious imprecision	VERY LOW ^b
Commercial insurance versus cash for predicting shopping behaviour (opioid-naïve patients initiating opioid use (mean age (SD): 53.1 (17.1) years)) ^a	1	OR 0.2 (CI 0.2 to 0.2)	No serious imprecision	VERY LOW ^b
Commercial insurance versus cash for predicting opioid abuse (opioid-naïve patients initiating opioid use (mean age (SD): 53.1 (17.1) years)) ^a	1	OR 0.3 (CI 0.3 to 0.4)	No serious imprecision	VERY LOW ^b

(a) *Methods: multivariate analysis: logistic regression adjusted for Age, sex and types of payments at the index date; benzodiazepine use in the 3 months before the index date; major depression, mood and anxiety disorders or abuse of nonopioid medications (such as alcohol or tobacco) and pain-related diagnoses in the 12 months before the index date*

(b) *Downgraded by 2 increments due to very serious risk of bias and by 2 increments due to indirectness with the proportion of those taking opioids for chronic pain being unclear and the risk factor being of limited relevance to the NHS setting*

(c) *Downgraded by 1 increment as the confidence interval crossed the null line*

Table 27: Clinical evidence summary: Painful condition (present versus absent)

Risk factor and outcome (population)	Number of studies	Effect (95% CI)	Imprecision	GRADE Quality
Arthritis for predicting shopping behaviour (opioid-naïve patients initiating opioid use (mean age (SD): 53.1 (17.1) years)) ^a	1	OR 0.8 (0.7 to 0.1)	No serious imprecision	VERY LOW ^b
Arthritis for predicting opioid abuse (opioid-naïve patients initiating opioid use (mean age (SD): 53.1 (17.1) years)) ^a	1	OR 1 (0.8 to 1.1)	Serious imprecision ^c	VERY LOW ^{b,c}
Back pain for predicting shopping behaviour (opioid-naïve patients initiating opioid use (mean age (SD): 53.1 (17.1) years)) ^a	1	OR 2.0 (1.7 to 2.3)	No serious imprecision	VERY LOW ^b

Risk factor and outcome (population)	Number of studies	Effect (95% CI)	Imprecision	GRADE Quality
Back pain for predicting opioid abuse (opioid-naïve patients initiating opioid use (mean age (SD): 53.1 (17.1) years) ^a	1	OR 1.7 (1.5 to 2)	No serious imprecision	VERY LOW ^b
Fractures for predicting shopping behaviour (opioid-naïve patients initiating opioid use (mean age (SD): 53.1 (17.1) years) ^a	1	OR 1.1 (0.75 to 1.7)	Serious imprecision ^c	VERY LOW ^{b, c}
Fractures for predicting opioid abuse (opioid-naïve patients initiating opioid use (mean age (SD): 53.1 (17.1) years) ^a	1	OR 1.2 (0.8 to 1.6)	Serious imprecision ^c	VERY LOW ^{b, c}
Headache for predicting shopping behaviour (opioid-naïve patients initiating opioid use (mean age (SD): 53.1 (17.1) years) ^a	1	OR 0.8 (0.6 to 1.2)	Serious imprecision ^c	VERY LOW ^{b, c}
Headache for predicting opioid abuse (opioid-naïve patients initiating opioid use (mean age (SD): 53.1 (17.1) years) ^a	1	OR 1.2 (0.9 to 1.5)	No serious imprecision	VERY LOW ^b
Malignancy for predicting shopping behaviour (opioid-naïve patients initiating opioid use (mean age (SD): 53.1 (17.1) years) ^a	1	OR 0.7 (0.5 to 0.9)	No serious imprecision	VERY LOW ^b
Malignancy for predicting opioid abuse (opioid-naïve patients initiating opioid use (mean age (SD): 53.1 (17.1) years) ^a	1	OR 0.4 (0.3 to 0.5)	No serious imprecision	VERY LOW ^b
Musculoskeletal pain for predicting shopping behaviour (opioid-naïve patients initiating opioid use (mean age (SD): 53.1 (17.1) years) ^a	1	OR 0.9 (0.7 to 1.1)	No serious imprecision	VERY LOW ^b
Musculoskeletal pain for predicting opioid abuse (opioid-naïve patients initiating opioid use (mean age (SD): 53.1 (17.1) years) ^a	1	OR 1.1 (0.9 to 1.3)	Serious imprecision ^c	VERY LOW ^{b, c}
Neuropathic pain for predicting shopping behaviour (opioid-naïve patients initiating opioid use (mean age (SD): 53.1 (17.1) years) ^a	1	OR 1.2 (0.8 to 1.8)	Serious imprecision ^c	VERY LOW ^{b, c}
Neuropathic pain for predicting opioid abuse (opioid-naïve patients initiating opioid use (mean age (SD): 53.1 (17.1) years) ^a	1	OR 1.1 (0.7 to 1.6)	Serious imprecision ^c	VERY LOW ^{b, c}
Other pains for predicting shopping behaviour (opioid-naïve patients initiating opioid use (mean age (SD): 53.1 (17.1) years) ^a	1	OR 1.2 (0.6 to 2.3)	Serious imprecision ^c	VERY LOW ^{b, c}
Other pains for predicting opioid abuse (opioid-naïve patients initiating opioid use (mean age (SD): 53.1 (17.1) years) ^a	1	OR 1.7 (1.0 to 2.8)	No serious imprecision	VERY LOW ^b
Reproductive pain for predicting shopping behaviour (opioid-naïve patients initiating opioid use (mean age (SD): 53.1 (17.1) years) ^a	1	OR 0.7 (0.3 to 1.8)	Serious imprecision ^c	VERY LOW ^{b, c}
Reproductive pain for predicting opioid abuse (opioid-naïve patients initiating opioid use (mean age (SD): 53.1 (17.1) years) ^a	1	OR 0.8 (0.4 to 1.7)	Serious imprecision ^c	VERY LOW ^{b, c}

Risk factor and outcome (population)	Number of studies	Effect (95% CI)	Imprecision	GRADE Quality
Visceral pain for predicting shopping behaviour (opioid-naïve patients initiating opioid use (mean age (SD): 53.1 (17.1) years) ^a	1	OR 1.0 (0.8 to 1.2)	Serious imprecision ^c	VERY LOW ^{b, c}
Visceral pain for predicting opioid abuse (opioid-naïve patients initiating opioid use (mean age (SD): 53.1 (17.1) years) ^a	1	OR 1.1 (0.9 to 1.3)	Serious imprecision ^c	VERY LOW ^{b, c}
Wound injury for predicting shopping behaviour (opioid-naïve patients initiating opioid use (mean age (SD): 53.1 (17.1) years) ^a	1	OR 1.0 (0.5 to 1.8)	Serious imprecision ^c	VERY LOW ^{b, c}
Wound injury for predicting opioid abuse (opioid-naïve patients initiating opioid use (mean age (SD): 53.1 (17.1) years) ^a	1	OR 0.7 (0.4 to 1.4)	Serious imprecision ^c	VERY LOW ^{b, c}

(a) *Methods: multivariate analysis: logistic regression adjusted for Age, sex and types of payments at the index date; benzodiazepine use in the 3 months before the index date; major depression, mood and anxiety disorders or abuse of nonopioid medications (such as alcohol or tobacco) and pain-related diagnoses in the 12 months before the index date*

(b) *Downgraded by 1 increment due to indirectness with the proportion of those taking opioids for chronic pain being unclear and by 2 increments due to very serious risk of bias*

(c) *Downgraded by 1 increment as the confidence interval crossed the null line*

1.1.6.2. Summary of the prognostic evidence for benzodiazepines

Table 28: Clinical evidence summary: Age

Risk factor and outcome (population)	Number of studies	Effect (95% CI)	Imprecision	GRADE Quality
Age (continuous) for predicting dose escalation (daily average intake of ≥ 1 defined daily dose over a 3-month period) (new benzodiazepine users with a first redemption for diazepam or oxazepam) ^a	1	HR 0.98 (0.98 to 0.99)	No serious imprecision	LOW ^b
25-34 versus 18-24 years for predicting benzodiazepine dependence (benzodiazepine users, mean age (SD) 49.8 (16.6) years) ^c	1	HR 1.23 (0.35 to 4.31)	Serious imprecision ^d	VERY LOW ^e
35-44 versus 18-24 years for predicting benzodiazepine dependence (benzodiazepine users, mean age (SD) 49.8 (16.6) years) ^c	1	HR 0.66 (0.33 to 1.31)	Serious imprecision ^d	VERY LOW ^e
45-54 versus 18-24 years for predicting benzodiazepine dependence (benzodiazepine users, mean age (SD) 49.8 (16.6) years) ^c	1	HR 0.87 (0.37 to 2.06)	Serious imprecision ^d	VERY LOW ^e
55-64 versus 18-24 years and benzodiazepine dependence (benzodiazepine users, mean age (SD) 49.8 (16.6) years) ^c	1	HR 1.08 (0.37 to 3.11)	Serious imprecision ^d	VERY LOW ^e

Risk factor and outcome (population)	Number of studies	Effect (95% CI)	Imprecision	GRADE Quality
65+ versus 18-24 years for predicting benzodiazepine dependence (benzodiazepine users, mean age (SD) 49.8 (16.6) years) ^c	1	HR 1.47 (0.34 to 6.27)	Serious imprecision ^d	VERY LOW ^e

(a) *Methods: Cox proportional hazard regression model adjusted for socio-demographic status and previous drug use; unclear if the analysis adjusted for other covariates in addition to the aforementioned and those entered in the model as prognostic factors.*

(b) *Downgraded by 1 increment due to serious risk of bias and by 1 increment due to indirectness of the outcome*

(c) *Methods: Cox proportional hazard regression model adjusted for substance use disorder diagnosis (alcohol, marijuana, cocaine, opioid, tobacco, pain medication), mental health disorder diagnosis, age, sex, race; model also included interactions between age and sex.*

(d) *Downgraded by 1 increment as the confidence interval crossed the null line*

(e) *Downgraded by 2 increments due to serious risk of bias and by 1 increment due to imprecision*

Table 29: Clinical evidence summary: Gender

Risk factor and outcome (population)	Number of studies	Effect (95% CI)	Imprecision	GRADE Quality
Female versus male for predicting dose escalation (daily average intake of ≥ 1 defined daily dose over a 3-month period) (new benzodiazepine users with a first redemption for diazepam or oxazepam) ^a	1	HR 0.57 (0.50 to 0.65)	No serious imprecision	LOW ^b
Male versus female for predicting benzodiazepine dependence (benzodiazepine users, mean age (SD) 49.8 (16.6) years) ^c	1	HR 1.33 (0.55 to 3.21)	Serious imprecision ^d	VERY LOW ^e

(a) *Methods: Cox proportional hazard regression model adjusted for socio-demographic status and previous drug use; unclear if the analysis adjusted for other covariates in addition to the aforementioned and those entered in the model as prognostic factors.*

(b) *Downgraded by 1 increment due to serious risk of bias and by 1 increment due to outcome indirectness*

(c) *Methods: Cox proportional hazard regression model adjusted for substance use disorder diagnosis (alcohol, marijuana, cocaine, opioid, tobacco, pain medication), mental health disorder diagnosis, age, sex, race; model also included interactions between age and sex.*

(d) *Downgraded by 1 increment as the confidence interval crossed the null line*

(e) *Downgraded by 2 increments due to serious risk of bias and by 1 increment due to imprecision*

Table 30: Clinical evidence summary: Family Background

Risk factor and outcome (population)	Number of studies	Effect (95% CI)	Imprecision	GRADE Quality
Black versus white for predicting benzodiazepine dependence (benzodiazepine users, mean age (SD) 49.8 (16.6) years) ^a	1	HR 0.18 (0.15 to 0.21)	No serious imprecision	LOW ^b

Risk factor and outcome (population)	Number of studies	Effect (95% CI)	Imprecision	GRADE Quality
Latino versus white for predicting benzodiazepine dependence (benzodiazepine users, mean age (SD) 49.8 (16.6) years) ^a	1	HR 0.2 (0.17 to 0.23)	No serious imprecision	LOW ^b
Asian versus white for predicting benzodiazepine dependence (benzodiazepine users, mean age (SD) 49.8 (16.6) years) ^a	1	HR 0.43 (0.25 to 0.74)	No serious imprecision	LOW ^b

(a) *Methods: Cox proportional hazard regression model adjusted for substance use disorder diagnosis (alcohol, marijuana, cocaine, opioid, tobacco, pain medication), mental health disorder diagnosis, age, sex, race; model also included interactions between age and sex.*

(b) *Downgraded by 2 increments due to very serious risk of bias*

Table 31: Clinical evidence summary: First benzodiazepine dispensation

Risk factor and outcome (population)	Number of studies	Effect (95% CI)	Imprecision	GRADE Quality
Oxazepam versus diazepam for predicting dose escalation (daily average intake of ≥ 1 defined daily dose over a 3-month period) (new benzodiazepine users with a first redemption for diazepam or oxazepam) ^a	1	HR 1.33 (1.17 to 1.51)	No serious imprecision	LOW ^b

(a) *Methods: Cox proportional hazard regression model adjusted for socio-demographic status and previous drug use; unclear if the analysis adjusted for other covariates in addition to the aforementioned and those entered in the model as prognostic factors.*

(b) *Downgraded by 1 increment due to serious risk of bias and by 1 increment due to outcome indirectness*

Table 32: Clinical evidence summary: Previous medication

Risk factor and outcome (population)	Number of studies	Effect (95% CI)	Imprecision	GRADE Quality
Antidepressants and lithium for predicting dose escalation (daily average intake of ≥ 1 defined daily dose over a 3-month period) (new benzodiazepine users with a first redemption for diazepam or oxazepam) ^a	1	HR 1.69 (1.49 to 1.91)	No serious imprecision	LOW ^b
Antipsychotics for predicting dose escalation (daily average intake of ≥ 1 defined daily dose over a 3-month period) (new benzodiazepine users with a first redemption for diazepam or oxazepam) ^a	1	HR 1.75 (1.49 to 2.07)	No serious imprecision	LOW ^b
Opioids, anti-alcohol and smoking cessation drugs for predicting dose escalation (daily average intake of ≥ 1 defined daily dose over a 3-month period)	1	HR 3.04 (2.28 to 4.05)	No serious imprecision	LOW ^b

Risk factor and outcome (population)	Number of studies	Effect (95% CI)	Imprecision	GRADE Quality
period) (new benzodiazepine users with a first redemption for diazepam or oxazepam) ^a				
Drugs for rheumatic disease for predicting dose escalation (daily average intake of ≥ 1 defined daily dose over a 3-month period) (new benzodiazepine users with a first redemption for diazepam or oxazepam) ^a	1	HR 1.22 (0.97 to 1.53)	Serious imprecision ^c	VERY LOW ^{b,c}
Drugs for COPD for predicting dose escalation (daily average intake of ≥ 1 defined daily dose over a 3-month period) (new benzodiazepine users with a first redemption for diazepam or oxazepam) ^a	1	HR 1.29 (1.09 to 1.52)	No serious imprecision	LOW ^b

(a) *Methods: Cox proportional hazard regression model adjusted for socio-demographic status and previous drug use; unclear if the analysis adjusted for other covariates in addition to the aforementioned and those entered in the model as prognostic factors.*

(b) *Downgraded by 1 increment due to serious risk of bias and by 1 increment due to outcome indirectness*

(c) *Downgraded by 1 increment as the confidence interval crossed the null line*

Table 33: Clinical evidence summary: Education

Risk factor and outcome (population)	Number of studies	Effect (95% CI)	Imprecision	GRADE Quality
High versus low for predicting dose escalation (daily average intake of ≥ 1 defined daily dose over a 3-month period) (new benzodiazepine users with a first redemption for diazepam or oxazepam) ^a	1	HR 0.65 (0.57 to 0.73)	No serious imprecision	LOW ^b

(a) *Methods: Cox proportional hazard regression model adjusted for socio-demographic status and previous drug use; unclear if the analysis adjusted for other covariates in addition to the aforementioned and those entered in the model as prognostic factors.*

(b) *Downgraded by 1 increment due to serious risk of bias and by 1 increment due to outcome indirectness*

Table 34: Clinical evidence summary: Income

Risk factor and outcome (population)	Number of studies	Effect (95% CI)	Imprecision	GRADE Quality
Average versus low for predicting dose escalation (daily average intake of ≥ 1 defined daily dose over a 3-month period) (new benzodiazepine users with a first redemption for diazepam or oxazepam) ^a	1	HR 0.72 (0.62 to 0.84)	No serious imprecision	LOW ^b
High versus low for predicting dose escalation (daily average intake of ≥ 1 defined daily dose over a 3-month period) (new benzodiazepine users with a first redemption for diazepam or oxazepam) ^a	1	HR 0.57 (0.45 to 0.71)	No serious imprecision	LOW ^b

(a) *Methods: Cox proportional hazard regression model adjusted for socio-demographic status and previous drug use; unclear if the analysis adjusted for other covariates in addition to the aforementioned and those entered in the model as prognostic factors.*

(b) *Downgraded by 1 increment due to serious risk of bias and by 1 increment due to outcome indirectness*

Table 35: Clinical evidence summary: Type of work

Risk factor and outcome (population)	Number of studies	Effect (95% CI)	Imprecision	GRADE Quality
Private sector versus no registration for predicting dose escalation (daily average intake of ≥ 1 defined daily dose over a 3-month period) (new benzodiazepine users with a first redemption for diazepam or oxazepam) ^a	1	HR 0.62 (0.52 to 0.74)	No serious imprecision	LOW ^b
Public sector versus no registration for predicting dose escalation (daily average intake of ≥ 1 defined daily dose over a 3-month period) (new benzodiazepine users with a first redemption for diazepam or oxazepam) ^a	1	HR 0.61 (0.52 to 0.73)	No serious imprecision	LOW ^b

(a) *Methods: Cox proportional hazard regression model adjusted for socio-demographic status and previous drug use; unclear if the analysis adjusted for other covariates in addition to the aforementioned and those entered in the model as prognostic factors.*

(b) *Downgraded by 1 increment due to serious risk of bias and by 1 increment due to outcome indirectness*

Table 36: Clinical evidence summary: Substance use diagnosis

Risk factor and outcome (population)	Number of studies	Effect (95% CI)	Imprecision	GRADE Quality
Alcohol versus no diagnosis for predicting benzodiazepine dependence (benzodiazepine users, mean age (SD) 49.8 (16.6) years) ^a	1	HR 0.77 (0.6 to 0.99)	No serious imprecision	LOW ^b
Marijuana versus no diagnosis for predicting benzodiazepine dependence (benzodiazepine users, mean age (SD) 49.8 (16.6) years) ^a	1	HR 0.28 (0.2 to 0.38)	No serious imprecision	LOW ^b
Cocaine versus no diagnosis for predicting benzodiazepine dependence (benzodiazepine users, mean age (SD) 49.8 (16.6) years) ^a	1	HR 1.13 (0.79 to 1.61)	Serious imprecision ^c	VERY LOW ^{b, c}
Opioid versus no diagnosis for predicting benzodiazepine dependence (benzodiazepine users, mean age (SD) 49.8 (16.6) years) ^a	1	HR 3.9 (1.18 to 12.89)	Serious imprecision ^c	VERY LOW ^{b, c}
Tobacco versus no diagnosis for predicting benzodiazepine dependence (benzodiazepine users, mean age (SD) 49.8 (16.6) years) ^a	1	HR 2.08 (1.18 to 3.67)	No serious imprecision	LOW ^b
Pain medication versus no diagnosis for predicting benzodiazepine dependence (benzodiazepine users, mean age (SD) 49.8 (16.6) years) ^a	1	HR 0.71 (0.58 to 0.86)	No serious imprecision	LOW ^b

Risk factor and outcome (population)	Number of studies	Effect (95% CI)	Imprecision	GRADE Quality
Two or more substance use disorders versus no diagnosis for predicting benzodiazepine dependence (benzodiazepine users, mean age (SD) 49.8 (16.6) years) ^a	1	HR 2.03 (1.04 to 3.95)	No serious imprecision	LOW ^b

(a) *Methods: Cox proportional hazard regression model adjusted for substance use disorder diagnosis (alcohol, marijuana, cocaine, opioid, tobacco, pain medication), mental health disorder diagnosis, age, sex, race; model also included interactions between age and sex.*

(b) *Downgraded by 2 increments due to very serious risk of bias*

(c) *Downgraded by 1 increment as the confidence interval crossed the null line or was judged to be very wide*

Table 37: Clinical evidence summary: Mental health disorder diagnosis

Risk factor and outcome (population)	Number of studies	Effect (95% CI)	Imprecision	GRADE Quality
Depression versus no diagnosis for predicting benzodiazepine dependence (benzodiazepine users, mean age (SD) 49.8 (16.6) years) ^a	1	HR 1.43 (0.99 to 2.08)	No serious imprecision	LOW ^b
Anxiety versus no diagnosis for predicting benzodiazepine dependence (benzodiazepine users, mean age (SD) 49.8 (16.6) years) ^a	1	HR 1.6 (1.02 to 2.51)	No serious imprecision	LOW ^b
Bipolar versus no diagnosis for predicting benzodiazepine dependence (benzodiazepine users, mean age (SD) 49.8 (16.6) years) ^a	1	HR 1.02 (0.69 to 1.51)	Serious imprecision ^c	VERY LOW ^{b, c}
PTSD versus no diagnosis for predicting benzodiazepine dependence (benzodiazepine users, mean age (SD) 49.8 (16.6) years) ^a	1	HR 0.91 (0.65 to 1.27)	Serious imprecision ^c	VERY LOW ^{b, c}
Sleeping disturbance versus no diagnosis for predicting benzodiazepine dependence (benzodiazepine users, mean age (SD) 49.8 (16.6) years) ^a	1	HR 0.69 (0.53 to 0.89)	No serious imprecision	LOW ^b

(a) *Methods: Cox proportional hazard regression model adjusted for substance use disorder diagnosis (alcohol, marijuana, cocaine, opioid, tobacco, pain medication), mental health disorder diagnosis, age, sex, race; model also included interactions between age and sex.*

(b) *Downgraded by 2 increments due to very serious risk of bias*

(c) *Downgraded by 1 increment as the confidence interval crossed the null line*

See Appendix F for full GRADE tables.

1 **1.1.7. Economic evidence**

2 **1.1.7.1. Included studies**

3 No health economic studies were included.

4 **1.1.7.2. Excluded studies**

5 No relevant health economic studies were excluded due to assessment of limited
6 applicability or methodological limitations.

7 See also the health economic study selection flow chart in Appendix G.

8 **1.1.8. Summary of included economic evidence**

9 None.

10 **1.1.9. Economic model**

11 This area was not prioritised for new cost-effectiveness analysis.

12 **1.1.10. Evidence statements**

13 **1.1.10.1. Economic**

14 • No relevant economic evaluations were identified.

15 **1.1.11. The committee's discussion and interpretation of the evidence**

16 **1.1.11.1. The outcomes that matter most**

17 This review aimed to examine risk factors (both patient and prescribing factors)
18 associated with dependence on prescribed opioids, benzodiazepines,
19 gabapentinoids or Z-drugs, or withdrawal symptoms associated with antidepressants.

20 The primary (critical) outcomes for this review were dependence on the prescribed
21 medicine and withdrawal symptoms (including rebound symptoms). The committee
22 acknowledged at the protocol development stage that evidence was likely to be
23 limited. They agreed to consider any outcome definition given by the studies and to
24 also include surrogate measures suggesting dependence such as early refills, drug
25 shopping behaviour and prescription misuse. Long-term or chronic use was agreed
26 not to be used as a proxy for dependence as long-term use does not always indicate
27 dependence and people might be on safe doses and deriving benefit or for some
28 drug classes such as antidepressants, long-term use may be recommended. There
29 were no further core outcome measures considered relevant for this topic.

30 Evidence was identified for outcomes including dependence (ICD 9th version
31 diagnoses of abuse, addiction or dependence), opioid shopping behaviour
32 (overlapping prescriptions from ≥ 2 prescribers filled at ≥ 3 pharmacies), opioid
33 abuse, overlapping prescriptions (>7 days), early drug refills, daily average intake of
34 ≥ 1 defined daily dose (i.e., dose escalation) for the drug classes of opioids and
35 benzodiazepines.

36 No evidence was identified for the risk of withdrawal symptoms, or for the other drug
37 classes; antidepressants, gabapentinoids and Z-drugs.

11.1.11.2. The quality of the evidence

2 Evidence from 14 retrospective cohort studies was identified for opioids (n=12) and
3 benzodiazepines (n=2). No evidence was identified for gabapentinoids, Z-drugs or
4 antidepressants.

5 For opioids, there was evidence for the following factors; age, family background,
6 gender, low-income status, pain intensity, clinical severity, history of opioid use
7 disorder, history of substance use disorder/abuse of non-opioid drugs, active chronic
8 liver disease, mental health disorders, history of mood disorders, concurrent use of
9 antidepressants, previous use of antipsychotics, history of benzodiazepine use,
10 concurrent use of benzodiazepines, concurrent use of gabapentinoids, concurrent
11 use of benzodiazepines and gabapentinoids, previous use of strong opioids, long-
12 term opioid therapy, opioid dosage, opioid formulation, duration of action in the first
13 prescription, days of opioid supply in the first prescription, dual use of Veterans'
14 health administration pharmacy and Medicare part D (Medicare is an insurance plan
15 for people over 65), type of payment and type of painful condition.

16 For benzodiazepines, there was evidence for the following factors: age, gender,
17 family background, first benzodiazepine dispensation, previous medication,
18 education, income, type of work, substance use diagnosis and mental health disorder
19 diagnosis.

20 Across both drug classes, a range of different confounders were adjusted in the
21 multivariate analyses, including age, gender, ethnicity, smoking, status, BMI, different
22 comorbidities, pain intensity, clinical severity, substance use disorder, co-prescribing
23 of other drugs, type of payment used, with some studies adjusting for some
24 confounders but not others.

25 There was substantial variation in the populations for opioids, with studies including;
26 new long-term opioid users with musculoskeletal conditions, new opioid users
27 exposed to tapentadol or oxycodone (whose chronic pain condition was unclear),
28 people with chronic non-cancer pain treated with codeine or tramadol, veterans
29 (aged 65 years or older) with a musculoskeletal disorder diagnosis, Iraq and
30 Afghanistan veterans with a pain-related diagnosis, people with polyneuropathy and
31 people with private healthcare insurance. The committee considered that the
32 heterogeneity of the study populations resembled that seen in clinical practice and
33 therefore, did not consider this a limitation.

34 Pooling of results was not possible as studies used different definitions for the factors
35 studied (e.g., compared different age groups or types of mental health disorder),
36 different effect measures (e.g., RR, HR, OR), adjusted for different confounders, and
37 looked at different outcomes and/or populations. Therefore, although for different risk
38 factors there may be evidence from more than one study, evidence for each risk
39 factor for predicting different outcomes was based on single studies.

40 **Opioids**

41 The majority of the evidence for opioids was of low or very low quality. The main
42 reasons for downgrading were due to risk of bias, indirectness, and occasionally for
43 imprecision in the effect estimate. Although the results presented were based on
44 single studies, the committee noted that the majority of the study sample sizes were
45 large (N > 1000). However, there were a few studies where the number of people
46 who had a prognostic factor at baseline or the outcome of interest was small enough
47 to potentially impact the rigour of the analysis and this was taken into account and
48 reflected the risk of bias assessment rating given to the studies. Other reasons for
49 downgrading due to risk of bias included missing information in order to determine

1 the confounding factors or the outcome for some participants and whether there was
2 appropriate accounting for confounding (for example, although all studies accounted
3 for at least 3 confounders within the analysis, as per the protocol, some studies did
4 not account for opioid dose within the analysis, which the committee considered
5 might have an influence on the outcome). For some studies, the population was
6 downgraded for indirectness due to either the proportion of the population being
7 treated for chronic pain being unclear, or due to it being unclear whether all
8 participants were opioid naïve at baseline. In one study, the risk factor was
9 downgraded for indirectness due to concerns over the relevance of the risk factor to
10 the NHS setting.

11 There were some exceptions when evidence was not downgraded for any of the
12 above reasons and was therefore graded as high-quality evidence. These included 2
13 factors for age (75-84 years versus 65-74 years, and 85 years and over versus 65-74
14 years), family background (people of non-white family background versus white
15 family background), pain intensity (moderate to severe pain), substance use disorder,
16 and major depression, all for predicting overlapping concurrent opioid prescriptions,
17 and periods on long-term opioids for predicting incident addiction to opioids. It was
18 noted that although this evidence was of high quality, most of it came from a study
19 conducted in the US, as did most of the other evidence for opioids. The committee
20 highlighted that due to legislation and differences in the access to pain medication,
21 some evidence from a US setting may have limited relevance to the UK setting. For
22 example, in the US, opioid shopping behaviour is more problematic due to the nature
23 of the healthcare system, and it may be unlikely for outcomes such as shopping
24 behaviour and early opioid refills to be seen in the UK.

25 **Benzodiazepines**

26 The quality of the evidence relevant to benzodiazepines ranged from very low to low
27 and was most typically downgraded due to risk of bias, imprecision and concerns
28 over the indirectness of the outcome of dose escalation (a daily average intake of at
29 least 1 defined daily dose over a 3-month period, from a starting point of a daily
30 average intake of less than 1 defined daily doses in the first 3 months), to which the
31 majority of the evidence related. This dose escalation outcome was considered by
32 the study authors to reflect a measure of drug misuse/dependence; however, the
33 committee did not agree that this was always directly related to dependence and
34 agreed to downgrade to account for the indirectness. Reasons for downgrading due
35 to risk of bias included whether there was appropriate accounting for confounding
36 (including the fact that some studies did not account for opioid dose within the
37 analysis, which the committee considered might have an influence on the outcome)
38 and whether a valid and reliable measure of the risk factor was used.

39 **1.1.11.3. Risk factors**

40 Evidence examining different factors for predicting outcomes meeting the review
41 protocol was reviewed and discussed by the guideline committee. This is outlined by
42 drug class below. The committee noted that the outcomes for which there was
43 evidence may be more closely related to problematic drug use or misuse behaviours,
44 rather than dependence. Although problematic drug use or misuse behaviours are
45 likely to be due to an underlying dependence, the committee noted that people may
46 still be dependent on medicines but not show the problematic drug use or misuse
47 behaviours examined in the studies. As a result, the committee noted that the
48 population of interest may not be fully captured by the evidence. They also noted that
49 the literature only provides evidence of an association. Although studies adjusted for
50 possible confounding factors, other factors not adjusted for in the analysis, such as

1 medicine dose, may also influence the relationship between prognostic factors and
2 outcomes. Therefore, the confounders adjusted for need to be considered when
3 interpreting the results. For these reasons, the committee agreed that evidence
4 should be interpreted with caution.

5 **Opioids**

6 Evidence from 4 out of 5 studies looking at age, showed that younger age groups
7 (≤ 40 versus >40 year; 65-74 versus 75-84 and 85 and over; 18-39 and 40-54 versus
8 aged over 64; less than 40 and 40-50 versus 50 or older) were associated with an
9 increased risk for 5 different outcomes (codeine shopping; overlapping prescriptions;
10 shopping behaviour; opioid abuse; tramadol shopping). In 2 studies examining
11 multiple age groups in particular, the elevated risk as indicated by the effect size
12 appeared to decrease with increasing age. This inverse relationship was not
13 evidenced for people aged under 18 years. However, the committee noted that
14 although the study was included as $<20\%$ of the population were aged under 18
15 years, findings for this particular age group were outside the scope of the guideline
16 and did not influence decision making. The committee noted that the findings relating
17 to age were in line with their experience and discussed that this may be due to a
18 greater likelihood for a specific pathology to underlie opioid prescribing in older
19 groups which may make them less likely to misuse opioids, whereas a lack of a
20 specific pathology which is more likely to be seen in younger groups and may
21 increase the likelihood of misuse and/or dependence.

22 Evidence from 1 study showed there was a lower risk of overlapping concurrent
23 opioid prescriptions for non-white people, compared to white study participants. The
24 committee noted that the study examining family background was conducted in the
25 US where racial and ethnic minority groups may face challenges in accessing
26 healthcare, while people with white ethnicity are more likely to have health insurance
27 allowing them to visit more prescribers, and therefore family background was not
28 necessarily a risk factor, but it may be a proxy for other risk factors (for example
29 deprivation, or in the case of the US setting, having health insurance). They agreed
30 this finding may be less applicable to the UK setting and the NHS healthcare system.

31 Evidence from 2 studies, showed that male gender was a risk factor for shopping
32 behaviour and opioid abuse while evidence from 1 study showed that female gender
33 was a risk factor for tramadol shopping behaviour. The committee noted the findings
34 were conflicting and a further 2 studies examining codeine shopping behaviour and
35 overlapping concurrent opioid prescriptions did not demonstrate any association with
36 gender and increased risk. The evidence indicating an association was of very low
37 quality, and it was agreed there was no consistent evidence to inform a
38 recommendation.

39 Evidence from 2 studies showed that low-income status was associated with a
40 greater risk of codeine and tramadol shopping behaviour. The committee agreed that
41 these findings were not surprising and highlighted that deprivation, which may be
42 represented in studies by low-income status or a minority ethnic background (which
43 may be a proxy for deprivation in some settings) can have a profound impact on
44 people and may enhance the desire for medicines. Based on their clinical
45 experience, the committee noted that factors such as cardiac disease and obesity
46 that also relate to deprivation have been associated with a greater risk of problematic
47 drug use, however no evidence was identified for these factors in this review. The
48 committee agreed that low-income status was related to many other factors that
49 impacted health and wellbeing and that it was not possible to identify which particular
50 factors were most related to increased risk of problems associated with dependence.
51 They agreed not to include this factor in a recommendation for that reason.

1 Evidence from 1 study showed greater pain intensity scores (moderate-to-severe-
2 pain; NRS score 4-10) to be associated with a greater risk of overlapping concurrent
3 opioid prescriptions compared to people with lower pain intensity. The committee
4 noted the subjectivity of pain intensity and agreed the perception of greater pain may
5 lead to an increased likelihood of people seeking more opioid prescriptions. As this
6 result was from a single study, the committee did not consider it strong enough to
7 inform a recommendation.

8 Contrarily, the number of medical diseases as a continuous outcome was associated
9 with lower risk of prescription opioid abuse behaviour in 1 study (although this
10 evidence was rated as very low quality) and higher clinical severity score (CCI 2+)
11 was not associated with an increased or decreased risk of overlapping concurrent
12 opioid prescriptions versus a lower score. The committee noted this finding was
13 imprecise with the confidence interval crossing the null line complicating conclusions
14 about where the true effect lies. The committee did however consider this may also
15 relate to a point raised below, that the risk of problems associated with dependence
16 was lower when a specific pathology underlies a pain medication prescription.

17 History of opioid use disorder was associated with a greater risk of codeine shopping
18 behaviour in 1 study. Evidence quality was low and there was imprecision in the
19 effect estimate, but the committee raised this was in line with their experience.
20 History of substance use disorder (with studies defining this as including alcohol,
21 tobacco, narcotics or illicit drugs) was also associated with greater risk of 4 different
22 outcomes suggesting problematic drug use (prescription opioid abuse behaviour;
23 concurrent opioid prescriptions; shopping behaviour; opioid abuse) in 3 out of 4
24 studies examining it. The committee raised that people with a history of substance
25 misuse may require higher opioid doses in order to manage their pain and in line with
26 their experience, higher doses can increase the likelihood of dependence. They
27 thought the evidence suggesting history of substance use to be a risk factor for
28 dependence to be quite strong, supported by 3 separate studies, and took this into
29 account alongside the evidence of people with a history of opioid use disorder being
30 at greater risk. A recommendation was made to highlight this as a risk factor for
31 developing problems associated with dependence.

32 Evidence from 1 study suggested active chronic liver disease as a risk factor for
33 codeine shopping behaviour. The committee noted there was imprecision in the
34 effect estimate and that it was difficult to draw a conclusion based on limited
35 evidence from a single study. They noted that the study examining chronic liver
36 disease also looked at history of substance use disorder that included alcohol as a
37 risk factor for codeine shopping behaviour. Thus, the committee noted that chronic
38 liver disease may be linked to alcohol abuse and that it could be that past alcohol
39 abuse underlies the association of chronic liver disease and codeine shopping
40 behaviour. Within this line of thought the committee thought that the association of
41 chronic liver disease and codeine shopping behaviour could be due to an underlying
42 association between history of alcohol use disorder and problematic opioid use and
43 may thus provide indirect evidence for history of substance use disorder as a risk
44 factor for dependence.

45 Evidence from 3 studies suggested different mental health disorders including major
46 depression and PTSD co-existing with or without other mental health diagnoses,
47 were associated with greater risk of 4 different outcomes (codeine shopping
48 behaviour; overlapping concurrent opioids prescriptions; early opioid refills;
49 concurrent opioids). One study showed a greater risk of shopping behaviour and
50 opioid abuse in people with a history of mood disorder. The committee noted findings
51 were in line with their clinical experience and agreed that similarly to deprivation
52 (potentially caused by low income or being part of a racial minority group),

1 morbidities including mental health disorders, can have a profound impact on
2 peoples' lives which may have an impact on the desire for medicines. The committee
3 emphasised that in many cases people from groups appearing to have a higher risk
4 of dependence such as people with mental health disorders, may be likely to benefit
5 from medication and that prescribing decisions should be made by the careful
6 consideration of the needs of the individual. A recommendation was made to
7 highlight that a comorbid mental health diagnosis may lead to a higher risk of
8 developing problems associated with dependence.

9 Evidence from 2 studies showed history of benzodiazepine use to be associated with
10 a greater risk of codeine shopping behaviour, opioid shopping behaviour and opioid
11 abuse. The association appeared to be applicable to hypnotic benzodiazepines but
12 not anxiolytic benzodiazepines, for which there was a decreased risk for the outcome
13 of codeine shopping behaviour in 1 study.

14 Evidence for concurrent use of benzodiazepines was available from 3 studies. Two of
15 these looked at concurrent use of any benzodiazepine and the outcomes of second
16 early opioid refill and a composite outcome of any combination of opioid abuse,
17 dependence or overdose, both of which showed a greater risk with concurrent use of
18 benzodiazepines. The remaining study looked at concurrent use of anxiolytic and
19 hypnotic benzodiazepines separately, with anxiolytic benzodiazepines, but not
20 hypnotic benzodiazepines, appearing to predict a greater risk of codeine shopping
21 behaviour. Overall, 3 out of the 4 prognostic factor and outcome combinations
22 showed a greater risk with concurrent benzodiazepine use (and 2 of these were of
23 moderate quality), and the committee agreed this was in line with their clinical
24 experience that concurrent use of opioids and benzodiazepines can increase the
25 risks of problems associated with dependence such as opioid misuse or overdose.
26 One of the studies also assessed the risk with the concurrent use of pregabalin or
27 gabapentin, and again, a greater risk was observed. This was also the case for
28 concurrent use of both gabapentinoids and benzodiazepines (either within 30 days or
29 not within 30 days), which increased the risk of any combination of opioid abuse,
30 dependence or overdose. However, the evidence for concurrent use of
31 gabapentinoids in people prescribed opioids was of low quality. A further study
32 reported no association between concurrent use of antidepressants and previous use
33 of antipsychotics and codeine shopping behaviour. Again, this was low quality
34 evidence and the committee agreed it was at odds with evidence demonstrating an
35 association with concurrent use of benzodiazepines and risk of various problems
36 including problems associated with dependence and overdose. The committee
37 agreed this larger body of evidence, of better quality, showing an association was in
38 alignment with their experience. Therefore, a recommendation was made to highlight
39 that taking an opioid together with a benzodiazepine may lead to a higher risk of
40 developing problems associated with dependence.

41 Evidence from 2 studies suggested that previous use of strong opioids is predictive of
42 a greater risk of codeine and tramadol shopping behaviour. The committee
43 mentioned that similarly to history of substance misuse, people with past use of
44 strong opioids may require higher doses in order to manage their pain and this may
45 result in greater likelihood of dependence. They agreed that a separate
46 recommendation wasn't required however as they agreed it was related to other
47 factors already highlighted in the recommendation.

48 Evidence from 2 studies showed that long-term opioid therapy (periods on long-term
49 opioids (3 or more prescriptions in 90 days) versus not being in an episode of long-
50 term prescribing, or opioid therapy for ≥ 90 days versus < 90 days) predicted a greater
51 risk of incident addiction to opioids, opioid dependence, and opioid abuse. There was
52 imprecision in the effect estimate for opioid abuse, but the committee thought

1 evidence of an association was sufficiently strong and in line with their clinical
2 experience. They agreed that long-term opioid use can lead to dependence
3 irrespectively of other risk factors and that people can become dependent simply by
4 taking medicines as prescribed over a long period of time. The committee agreed
5 that it is important for this risk to be considered by prescribers and people taking
6 these medicines, but that long-term prescribing may be appropriate in some cases,
7 where the benefits of taking the medicine outweigh the potential risks associated with
8 problematic use or dependence. Based on their clinical experience suggesting that
9 the duration of prescribing is likely to increase the risk of dependence or the difficulty
10 to withdraw the prescribed drug, the committee agreed that medicines should not be
11 prescribed for longer than required. They agreed that the trade-off between the risks
12 associated with problematic use or dependence and the clinical benefit the person
13 derives from the medication should determine prescribing decisions and it may be
14 clinically appropriate for medicines to continue being prescribed for as long as they
15 continue to be helpful. This was reflected in recommendations discussed in other
16 evidence reviews included within this guideline.

17 Evidence from 1 study showed higher average daily opioid doses (ADD) in people who
18 had an episode of long-term prescribing to be associated with a greater risk of incident
19 addiction to opioids, when compared to not being on an episode of long-term
20 prescribing. A long-term episode at an ADD of less than 20 mg morphine equivalent
21 dose (MED) was not associated with an increased risk of incident addiction to opioids,
22 versus not being on an episode of long-term prescribing. However, an episode of long-
23 term prescribing with an ADD between 20 and 50 mg MED, or an ADD of 50 mg or
24 greater MED, predicted a greater risk, compared with not having an episode of long-
25 term prescribing. The committee noted that the evidence showed a dose-response
26 association, with the risk of incident addiction increasing progressively with each dose
27 increase. The committee agreed this was an important finding and it was in line with
28 their clinical experience. Another study also showed an increase in risk with opioid
29 dosage on the outcome of any combination of opioid abuse, dependence or overdose.
30 However, this was reported as the continuous variable of morphine milligram
31 equivalents per day (MME/d), and the committee noted it was difficult to draw firm
32 conclusions from the incremental risk increase with each MME/d. Based on the
33 evidence and the consensus of the committee, a recommendation was made that the
34 risk of developing problems associated with dependence can be reduced by starting
35 the medicine at a lower dose.

36 There was evidence from 2 studies looking at different opioid formulations. Oxycodone
37 IR was associated with a greater risk of shopping behaviour and heavy shopping
38 behaviour compared to tapentadol IR as shown in moderate and very low-quality
39 evidence, with the latter outcome also downgraded due to imprecision in the effect
40 estimate. Similarly, tapentadol IR was associated with a reduced risk of shopping
41 behaviour and opioid abuse compared to oxycodone. Evidence from the 2 studies was
42 in agreement, suggesting oxycodone may increase risk of problematic drug use
43 compared to tapentadol. However, the committee noted there were baseline
44 differences in opioid dose between the 2 different opioid formulation groups in 1 study,
45 with average dose in the oxycodone group being higher at baseline. Furthermore,
46 information on dose was not available for the other contributing study. The committee
47 agreed that differences in dose could be an important confounding factor in the
48 examination of different opioid formulations and this impacted their ability to draw
49 conclusions regarding opioid formulations as a risk factor for dependence.

50 Evidence from 2 studies showed there was a greater risk with long-acting opioids
51 (compared to short acting opioids) for the following outcomes: having overlapping
52 prescriptions, having 3 or more prescribers, and having any combination of opioid
53 abuse, dependence or overdose. The committee raised this was in line with their

1 experience and that standard release formulations are often preferred, are less
2 frequently associated with problems and more appropriate for dose reduction
3 purposes. They agreed that prescribers should be aware that shorter acting
4 preparations may reduce the risk of problematic behaviour related to opioid use, and
5 that modified release preparations should be avoided. This would also include avoiding
6 concurrent standard- and modified-release opioids, for which there was also evidence.
7 This evidence was from 1 study, showing that concurrent use of short- and long-acting
8 opioids (either within 30 days or not within 30 days), versus short-acting opioids alone,
9 increased the risk of having any combination of opioid abuse, dependence or
10 overdose. Modified release opioids may include slow-release morphine, slow-release
11 oxycodone or transdermal preparations (such as fentanyl or buprenorphine patches).
12 However, the committee specified that the appropriateness of the drug formulation is
13 context-specific and different settings may require different prescribing decisions; for
14 example, long-acting formulations can be more appropriate than short-acting
15 formulations if one is treated for substance misuse or in secure environments where
16 there are different considerations around prescribing. The committee emphasised that
17 the prescribing framework differs in prison settings, for example, medicines may only
18 be dispensed once a day, and medicines associated with dependence may not be held
19 in possession.. They were aware of the NICE guideline [NG57](#), on the Physical Health
20 of People in Prison and highlighted this in the recommendations. They specified that
21 considerations around practicalities of administration as well as risks for the individual
22 and for the wider population are particularly important in those settings. In line with
23 their clinical experience, the committee also noted that different formulations may be
24 appropriate for different drug classes and short-acting formulations are associated with
25 a reduced likelihood of problematic use of opioids in particular, but are not necessarily
26 appropriate across drug classes.

27 For the factor of number of days of opioid supply in the first prescription, evidence
28 was available from 2 studies. Evidence from 1 study showed that more than 7 days
29 of opioid supply during the first prescription was associated with a greater risk of
30 overlapping opioid prescriptions compared to fewer days of opioid supply (either 4-7
31 days or ≤ 3 days). The other study also showed an increase in risk with the number
32 of days' supply on the outcome of any combination of opioid abuse, dependence or
33 overdose. However, this was reported as the continuous variable of the increase in
34 risk with each additional day supply, and the committee noted it was difficult to draw
35 firm conclusions from this. The committee raised that a longer supply may predict the
36 likelihood of remaining on the drug long-term and that the days of supply can
37 influence the number of prescriptions which may in turn increase the risk for
38 dependence or problematic use. They agreed to highlight in the recommendations
39 that the prescription duration should reflect the management plan agreed with the
40 person.

41 Dual use of the Veterans health administration and Medicare part D was associated
42 with a greater risk of overlapping concurrent opioid prescriptions compared to single
43 use in 1 study conducted in the USA. Cash payments for opioids were also associated
44 with a greater risk of shopping behaviour and opioid abuse compared to payment
45 through Medicaid, Medicare and commercial insurance in 1 study. The committee
46 noted that these prognostic factors referred to types of health insurance and federal
47 state programs available in the USA and were not relevant to the NHS setting and
48 therefore did not base a recommendation on this evidence.

49 Evidence from 1 study examined the presence of different painful conditions (versus
50 the absence of that painful condition) for predicting shopping behaviour and opioid
51 abuse. Back pain and 'other pains' the nature of which was not specified were
52 associated with a greater risk of both outcomes. Contrarily, arthritis and headache
53 were associated with a reduced risk of shopping behaviour (there was no difference in

1 opioid abuse), malignancy and reproductive pain were associated with a reduced risk
2 of both shopping behaviour and opioid abuse and wound injury was associated with a
3 reduced risk of opioid abuse (but not shopping behaviour). Visceral pain, neuropathic
4 pain, musculoskeletal pain and fractures were not associated with an increased risk of
5 either outcome. The committee agreed that evidence suggesting back pain and 'other'
6 types of pain, were risk factors for problematic drug use, were not surprising, as
7 according to their experience, non-specific causes of pain may increase the risk of
8 problematic use. This was confirmed by evidence of a reduced risk in cases where
9 there was specific cause of pain such as arthritis, reproductive pain or malignancy. A
10 recommendation was made to take into account that someone with a lack of clear,
11 defined diagnosis to support the prescription may have a higher risk of developing
12 problems associated with dependence

13 **Benzodiazepines**

14 The committee noted that the majority of the evidence for benzodiazepines reported
15 dose escalation (daily average intake of ≥ 1 defined daily dose over a 3-month period
16 from a starting point of <1 defined daily doses on average per day in the first 3
17 months). This was considered to be a measure indicating misuse or dependence by
18 the study authors, however the committee had concerns over the extent to which the
19 outcome can be interpreted to indicate misuse or dependence. This was taken into
20 account in the quality assessment of the evidence which was downgraded for
21 outcome indirectness. The committee agreed that inferences about factors predicting
22 daily average intake of ≥ 1 defined daily dose as predicting misuse or dependence
23 should be made with caution.

24 Evidence from 2 studies showed conflicting findings for age as factor for predicting
25 benzodiazepine dependence. When compared to younger age (18-24 years), age
26 35-54 had a lower risk of benzodiazepine dependence, age 45-54 had a slightly
27 lower risk compared to 18-24 whereas older age (65 and over) had an increased risk
28 for the same outcome. Age 25-34 and 55-64 were not predictive of benzodiazepine
29 dependence. Age as continuous outcomes was not associated with daily average
30 intake of ≥ 1 defined daily dose. The committee noted that as well as results being
31 conflicting, there was imprecision across the effect estimates showing an association
32 and so conclusions could not be drawn from the current evidence base.

33 Evidence from 1 study suggested female gender decreases the risk of daily average
34 intake of ≥ 1 defined daily dose. Similarly, evidence from another study suggested
35 there was a greater likelihood for benzodiazepine dependence in males, although
36 there was imprecision in the effect. The committee raised that due to social
37 stereotypes, males may be less likely to accept social support and instead turn to
38 medicines. They emphasised however, that the underlying mechanism for such a
39 relationship is unclear and agreed this was insufficient evidence to inform a
40 recommendation.

41 Evidence from 1 study suggested non-white family background (Black, Latino and
42 Asian) was associated with a lower risk of benzodiazepine dependence, when
43 compared to white family background. There was a strong relationship across groups
44 with Black family background associated with the lowest risk. These findings were in
45 line with those seen for non-white family background in the opioid drug class, and the
46 committee agreed they may be due to challenges non-white ethnic groups may face
47 in accessing healthcare and as a consequence medication in the US and were less
48 related to family background as a risk factor per se.

49 Evidence from 1 study showed first benzodiazepine dispensation of oxazepam
50 (versus diazepam) was associated with a slightly increased risk of daily average

1 intake of ≥ 1 defined daily dose. Evidence quality was low, and the committee noted
2 the effect size was small and that other factors such as dose rather than dispensation
3 are likely to be more important for problematic drug use.

4 High level of education predicted a lower risk of daily average intake of ≥ 1 defined
5 daily dose compared to low level of education in 1 study. Similarly, average
6 compared to low income was associated with a reduced risk for the same outcome,
7 and risk decreased even further for a high income compared to a low income. The
8 same relationship was observed for the type of work with people working in the
9 private or the public sector having lower risk of daily average intake of ≥ 1 defined
10 daily dose compared to those who had no registration on their type of work. The
11 committee thought that low education and type of work may reflect social deprivation
12 and a wider underlying social or personal distress and similarly to income level, as
13 also evidenced in the opioid drug class, can increase the desire for medicines to
14 cope with life adversity. It was raised that social deprivation can impact both one's
15 clinical presentation in that their experience of pain may differ, as well as access to
16 non-medical sources of support such as from the family, the community or to non-
17 pharmacological approaches such as talking therapy.

18 Evidence from 1 study showed different types of previous medication were risk
19 factors for predicting daily average intake of ≥ 1 defined daily dose. There was a
20 greater risk with antidepressants and lithium, antipsychotics, opioids, anti-alcohol or
21 smoking cessation drugs and drugs for COPD, with opioids, anti-alcohol or smoking
22 cessation drugs being the strongest predictor. Drugs for rheumatic diseases did not
23 strongly predict a risk for daily average intake of ≥ 1 defined daily dose and there was
24 imprecision in the effect estimate. Past use of these medications could indicate the
25 presence of comorbidities such as depression. These comorbidities could have a
26 profound effect on peoples' lives and enhance the desire for medicines. The
27 committee raised that the evidence was in line with findings on opioids about history
28 of substance misuse and past use of strong opioids for predicting problematic drug
29 use or misuse. They therefore agreed that this strengthened their consensus view
30 that this factor was relevant across drug classes.

31 Evidence from 1 study showed substance use diagnosis of alcohol, marijuana or pain
32 medication were associated with a reduced risk of benzodiazepine dependence. The
33 committee noted this was likely to be due to people deriving the benefit they would
34 derive from medication from those substances with benzodiazepines becoming less
35 desired. Use of cocaine did not strongly predict benzodiazepine dependence.
36 Contrarily, substance use diagnosis of opioids, tobacco or having 2 or more
37 substance use diagnoses were associated with a greater risk for the same outcome,
38 although there was imprecision around the effect estimate for opioids. This was in
39 line with evidence relevant to history of substance misuse in opioids, and the
40 committee noted that people with past or current substance use may require higher
41 drug doses to get the same effect and which can increase the likelihood of
42 dependence. The committee thought the evidence suggesting substance use
43 diagnosis to be a risk factor for benzodiazepine dependence added to similar
44 evidence on substance use seen in opioids and increased their confidence that this is
45 an important factor to be considered during prescribing.

46 Mental health diagnoses of depression and anxiety were associated with a greater
47 risk of benzodiazepine dependence compared to no such diagnoses in 1 study.
48 Bipolar and PTSD diagnoses did not predict benzodiazepine dependence, although
49 there was imprecision around both the effect estimates. Sleep disturbance on the
50 other hand was associated with a reduced risk of benzodiazepine dependence. The
51 committee noted that evidence on depression and anxiety were in line with evidence
52 on mental health disorders relevant to the opioid drug class and emphasised that the

1 profound impact that mental health diagnoses can have on people's lives may
2 enhance their desire for medicines increasing the risk of dependence. They agreed
3 this strengthened the rationale for including this in a recommendation for all of the
4 relevant drug classes. However, the committee thought findings on sleep disturbance
5 were counter-intuitive and agreed people with sleep disturbance could be taking a
6 different drug to deal with their sleep problems and may be less likely to develop
7 dependence on benzodiazepines.

81.1.11.4. Cost effectiveness and resource use

9 There was no cost-effectiveness evidence for this question.

10 The clinical review found that a number of individual factors increase the risk of
11 misuse, long-term dependency and shopping behaviour. It is likely that the
12 recommendations will raise awareness on the individual risk factors potentially
13 reducing the number of people having long-term dependence. This should, in turn,
14 reduce the demand on services leading to savings for the NHS.

15 In addition, the clinical review found that a number of prescribing factors were
16 associated with a lower risk of developing long-term dependency and misuse. The
17 recommendation should help prescribers to adopt the most appropriate prescribing
18 strategy to reduce problems associated with dependence and drug-related
19 problematic behaviour, leading to NHS savings and improvement in people's quality
20 of life.

211.1.11.5. Other factors the committee took into account

22 The committee highlighted the importance of being cautious when making
23 recommendations about risk factors associated with dependence and although they
24 agreed the aforementioned factors were important to highlight, they stressed that the
25 recommendations should not prevent access to medicines for people having one or
26 more of the risk factors but for whom the medication is indicated.

27 The committee discussed that according to what they see in clinical practice, there is
28 often great pressure on health-care professionals, exerted from patient distress and/or
29 expectations of patients or other medical professionals, to prescribe medicines
30 associated with dependence or withdrawal symptoms although, depending on
31 individual circumstances including one's existing prescriptions, it may not always be
32 the best decision for the patient, resulting in dependence, problematic drug use or side-
33 effects which could be avoided. The committee agreed that it may be more appropriate
34 to delay the decision to prescribe at the first consultation to allow time to consider all
35 factors and enable consultation with a health care team and for patients to consider all
36 treatment options through the provision of relevant information.

37 The committee raised that making prescribing decisions in consultation with other
38 health care professionals, could provide a way to prevent prescribing that may not be
39 the best option for an individual at a given time. The collaboration of different health
40 care professionals could prevent professionals from prescribing medicines in patients
41 already on other prescriptions and increase the likelihood that prescribing decisions
42 that are in the best interest of the patient are made.

43 The committee noted that there are various factors that may influence dependence,
44 that not all are captured by the evidence. They agreed that social distress and access
45 to alternative sources of support may be risk factors for problems associated with
46 dependence on prescribed medicines, but there was no evidence to reflect that. They
47 agreed to make recommendations for further research in this area. It was also noted

1 that factors related to the healthcare system could also have an impact, but no
2 evidence was identified on this aspect. Further research was therefore proposed in this
3 area to identify whether system-level factors, such as the training received by
4 prescribers, leads to an increased risk of dependence on prescribed medicines.

5 **1.1.12. Recommendations supported by this evidence review**

6 This evidence review supports recommendations 1.2.2, 1.2.3, 1.2.6, 1.3.5,1.3.6 and
7 the research recommendation on individual circumstances and the risk of
8 dependence; system-level factors and the risk of dependence. Other evidence
9 supporting these recommendations can be found in the evidence reviews on B
10 Prescribing Strategies.
11

References

1. Adejumo AC, Akanbi O, Alayo Q, Ejigah V, Onyeakusi NE, Omede OF et al. Predictors, rates, and trends of opioid use disorder among patients hospitalized with chronic pancreatitis. *Annals of Gastroenterology*. 2021; 34(2):262-272
2. Adewumi AD, Hollingworth SA, Maravilla JC, Connor JP, Alati R. Prescribed dose of opioids and overdose: A systematic review and meta-analysis of unintentional prescription opioid overdose. *CNS Drugs*. 2018; 32(2):101-116
3. Airagnes G, Lemogne C, Renuy A, Goldberg M, Hoertel N, Roquelaure Y et al. Prevalence of prescribed benzodiazepine long-term use in the French general population according to sociodemographic and clinical factors: findings from the CONSTANCES cohort. *BMC Public Health*. 2019; 19(1):566
4. Al Dabbagh Z, Jansson KA, Stiller CO, Montgomery S, Weiss RJ. No signs of dose escalations of potent opioids prescribed after tibial shaft fractures: a study of Swedish National Registries. *BMC Anesthesiology*. 2014; 14:4
5. Alam A, Gomes T, Zheng H, Mamdani MM, Juurlink DN, Bell CM. Long-term analgesic use after low-risk surgery: a retrospective cohort study. *Archives of Internal Medicine*. 2012; 172(5):425-430
6. Almakadma YS, Simpson K. Opioid therapy in non-cancer chronic pain patients: Trends and efficacy in different types of pain, patients age and gender. *Saudi Journal of Anaesthesia*. 2013; 7(3):291-295
7. Alzeer AH, Jones J, Bair MJ. Review of factors, methods, and outcome definition in designing opioid abuse predictive models. *Pain Medicine*. 2018; 19(5):997-1009
8. Anciano Granadillo V, Cancienne JM, Gwathmey FW, Werner BC. Perioperative opioid analgesics and hip arthroscopy: Trends, risk factors for prolonged use, and complications. *Arthroscopy*. 2018; 34(8):2359-2367
9. Anderson JT, Haas AR, Percy R, Woods ST, Ahn UM, Ahn NU. Chronic opioid therapy after lumbar fusion surgery for degenerative disc disease in a workers' compensation setting. *Spine*. 2015; 40(22):1775-1784
10. Atluri SL, Sudarshan G. Development of a screening tool to detect the risk of inappropriate prescription opioid use in patients with chronic pain. *Pain Physician*. 2004; 7(3):333-338
11. Azad TD, Vail D, Bentley J, Han SS, Suarez P, Varshneya K et al. Initial provider specialty is associated with long-term opiate use in patients with newly diagnosed low back and lower extremity pain. *Spine*. 2019; 44(3):211-218
12. Banerjee G, Edelman EJ, Barry DT, Crystal S, Gordon KS, Gordon AJ et al. High-dose prescribed opioids are associated with increased risk of heroin use among United States military veterans. *Pain*. 2019; 160(9):2126-2135
13. Barnas C, Whitworth AB, Fleischhacker WW. Are patterns of benzodiazepine use predictable? A follow-up study of benzodiazepine users. *Psychopharmacology*. 1993; 111(3):301-305

- 1 14. Barry DT, Marshall BDL, Becker WC, Gordon AJ, Crystal S, Kerns RD et al.
2 Duration of opioid prescriptions predicts incident nonmedical use of
3 prescription opioids among U.S. veterans receiving medical care. *Drug and*
4 *Alcohol Dependence*. 2018; 191:348-354
- 5 15. Bartels K, Fernandez-Bustamante A, McWilliams SK, Hopfer CJ, Mikulich-
6 Gilbertson SK. Long-term opioid use after inpatient surgery - A retrospective
7 cohort study. *Drug and Alcohol Dependence*. 2018; 187:61-65
- 8 16. Beaudoin FL, Straube S, Lopez J, Mello MJ, Baird J. Prescription opioid
9 misuse among ED patients discharged with opioids. *American Journal of*
10 *Emergency Medicine*. 2014; 32(6):580-585
- 11 17. Bedard NA, Pugely AJ, Dowdle SB, Duchman KR, Glass NA, Callaghan JJ.
12 Opioid use following total hip arthroplasty: Trends and risk factors for
13 prolonged use. *Journal of Arthroplasty*. 2017; 32(12):3675-3679
- 14 18. Bedard NA, Pugely AJ, Westermann RW, Duchman KR, Glass NA, Callaghan
15 JJ. Opioid use after total knee arthroplasty: Trends and risk factors for
16 prolonged use. *Journal of Arthroplasty*. 2017; 32(8):2390-2394
- 17 19. Bedson J, Chen Y, Ashworth J, Hayward RA, Dunn KM, Jordan KP. Risk of
18 adverse events in patients prescribed long-term opioids: A cohort study in the
19 UK Clinical Practice Research Datalink. *European Journal of Pain*. 2019;
20 23(5):908-922
- 21 20. Belgrade MJ, Schamber CD, Lindgren BR. The DIRE score: Predicting
22 outcomes of opioid prescribing for chronic pain. *Journal of Pain*. 2006;
23 7(9):671-681
- 24 21. Ben-Joseph R, Bell JA, Brixner D, Kansal A, Paramore C, Chitnis A et al.
25 Opioid treatment patterns following prescription of immediate-release
26 hydrocodone. *Journal of managed care and specialty pharmacy*. 2016;
27 22(4):358-366
- 28 22. Berecki-Gisolf J, Collie A, McClure RJ. Prescription opioids for occupational
29 injury: results from workers' compensation claims records. *Pain Medicine*.
30 2014; 15(9):1549-1557
- 31 23. Bertenthal D, Yaffe K, Barnes DE, Byers AL, Gibson CJ, Seal KH et al. Do
32 postconcussive symptoms from traumatic brain injury in combat veterans
33 predict risk for receiving opioid therapy for chronic pain? *Brain Injury*. 2018;
34 32(10):1188-1196
- 35 24. Beyer CA, Poltavskiy E, Walker LE, Pettey W, Suo Y, Redd A et al. Persistent
36 opioid use after combat injury and subsequent long-term risk of abuse: a
37 retrospective cohort study. *Annals of Surgery*. 2019; DOI:
38 10.1097/sla.0000000000003658
- 39 25. Bhashyam AR, Heng M, Harris MB, Vrahas MS, Weaver MJ. Self-reported
40 marijuana use is associated with increased use of prescription opioids
41 following traumatic musculoskeletal injury. *Journal of Bone and Joint Surgery*.
42 2018; 100(24):2095-2102
- 43 26. Bicket MC, Murimi IB, Mansour O, Wu CL, Alexander GC. Association of new
44 opioid continuation with surgical specialty and type in the United States.
45 *American Journal of Surgery*. 2019; 218(5):818-827

- 1 27. Birke H, Ekholm O, Sjogren P, Kurita GP, Hojsted J. Long-term opioid therapy
2 in Denmark: A disappointing journey. *European Journal of Pain*. 2017;
3 21(9):1516-1527
- 4 28. Birke H, Kurita GP, Sjogren P, Hojsted J, Simonsen MK, Juel K et al. Chronic
5 non-cancer pain and the epidemic prescription of opioids in the Danish
6 population: trends from 2000 to 2013. *Acta Anaesthesiologica Scandinavica*.
7 2016; 60(5):623-633
- 8 29. Blanch B, Buckley NA, Mellish L, Dawson AH, Haber PS, Pearson SA.
9 Harmonizing post-market surveillance of prescription drug misuse: A
10 systematic review of observational studies using routinely collected data
11 (2000-2013). *Drug Safety*. 2015; 38(6):553-564
- 12 30. Blanch B, Degenhardt L, Buckley NA, Gisev N, Dobbins T, Karanges EA et al.
13 Prescription opioid access patterns and factors associated with increasing
14 number of prescribers, pharmacies, and dispensings: An observational study
15 using pharmaceutical claims. *Pain Medicine*. 2018; 19(6):1170-1183
- 16 31. Blanco C, Wall MM, Okuda M, Wang S, Iza M, Olfson M. Pain as a predictor
17 of opioid use disorder in a nationally representative sample. *American Journal*
18 *of Psychiatry*. 2016; 173(12):1189-1195
- 19 32. Bonnet U, Scherbaum N. How addictive are gabapentin and pregabalin? A
20 systematic review. *European Neuropsychopharmacology*. 2017; 27(12):1185-
21 1215
- 22 33. Booher L. The impact of low socioeconomic status in adults with chronic pain:
23 an integrative review. *Orthopaedic Nursing*. 2019; 38(6):381-389
- 24 34. Boscarino JA, Rukstalis M, Hoffman SN, Han JJ, Erlich PM, Gerhard GS et al.
25 Risk factors for drug dependence among out-patients on opioid therapy in a
26 large US health-care system. *Addiction*. 2010; 105(10):1776-1782
- 27 35. Boscarino JA, Rukstalis MR, Hoffman SN, Han JJ, Erlich PM, Ross S et al.
28 Prevalence of prescription opioid-use disorder among chronic pain patients:
29 comparison of the DSM-5 vs. DSM-4 diagnostic criteria. *Journal of Addictive*
30 *Diseases*. 2011; 30(3):185-194
- 31 36. Brady JE, Giglio R, Keyes KM, DiMaggio C, Li G. Risk markers for fatal and
32 non-fatal prescription drug overdose: a meta-analysis. *Injury Epidemiology*.
33 2017; 4(1):24
- 34 37. Brat GA, Agniel D, Beam A, Yorkgitis B, Bicket M, Homer M et al.
35 Postsurgical prescriptions for opioid naive patients and association with
36 overdose and misuse: retrospective cohort study. *BMJ*. 2018; 360:j5790
- 37 38. Broekmans S, Dobbels F, Milisen K, Morlion B, Vanderschueren S.
38 Determinants of medication underuse and medication overuse in patients with
39 chronic non-malignant pain: a multicenter study. *International Journal of*
40 *Nursing Studies*. 2010; 47(11):1408-1417
- 41 39. Brummett CM, Waljee JF, Goesling J, Moser S, Lin P, Englesbe MJ et al.
42 New persistent opioid use after minor and major surgical procedures in US
43 adults. *JAMA Surgery*. 2017; 152(6):e170504
- 44 40. Bruneau A, Frimerman L, Verner M, Sirois A, Fournier C, Scott K et al. Day-
45 to-day opioid withdrawal symptoms, psychological distress, and opioid

- 1 craving in patients with chronic pain prescribed opioid therapy. *Drug and*
2 *Alcohol Dependence*. 2021; 225:108787
- 3 41. Burke LG, Zhou X, Boyle KL, Orav EJ, Bernson D, Hood ME et al. Trends in
4 opioid use disorder and overdose among opioid-naive individuals receiving an
5 opioid prescription in Massachusetts from 2011 to 2014. *Addiction*. 2020;
6 115(3):493-504
- 7 42. Bushnell GA, Sturmer T, Gaynes BN, Pate V, Miller M. Simultaneous
8 antidepressant and benzodiazepine new use and subsequent long-term
9 benzodiazepine use in adults with depression, United States, 2001-2014.
10 *JAMA Psychiatry*. 2017; 74(7):747-755
- 11 43. Calcaterra SL, Scarbro S, Hull ML, Forber AD, Binswanger IA, Colborn KL.
12 Prediction of future chronic opioid use among hospitalized patients. *Journal of*
13 *General Internal Medicine*. 2018; 33(6):898-905
- 14 44. Calcaterra SL, Yamashita TE, Min SJ, Keniston A, Frank JW, Binswanger IA.
15 Opioid prescribing at hospital discharge contributes to chronic opioid use.
16 *Journal of General Internal Medicine*. 2016; 31(5):478-485
- 17 45. Callaghan BC, Reynolds E, Banerjee M, Kerber KA, Skolarus LE, Burke JF.
18 Longitudinal pattern of pain medication utilization in peripheral neuropathy
19 patients. *Pain*. 2019; 160(3):592-599
- 20 46. Campbell G, Mattick R, Bruno R, Larance B, Nielsen S, Cohen M et al.
21 Cohort protocol paper: the Pain and Opioids In Treatment (POINT) study.
22 *BMC Pharmacology & Toxicology*. 2014; 15:17
- 23 47. Campbell G, Nielsen S, Bruno R, Lintzeris N, Cohen M, Hall W et al. The Pain
24 and Opioids IN Treatment study: characteristics of a cohort using opioids to
25 manage chronic non-cancer pain. *Pain*. 2015; 156(2):231-242
- 26 48. Campbell G, Nielsen S, Larance B, Bruno R, Mattick R, Hall W et al.
27 Pharmaceutical opioid use and dependence among people living with chronic
28 pain: Associations observed within the pain and opioids in treatment (POINT)
29 cohort. *Pain Medicine*. 2015; 16(9):1745-1758
- 30 49. Campbell G, Noghrehchi F, Nielsen S, Clare P, Bruno R, Lintzeris N et al.
31 Risk factors for indicators of opioid-related harms amongst people living with
32 chronic non-cancer pain: Findings from a 5-year prospective cohort study.
33 *EClinicalMedicine*. 2020; 28:100592
- 34 50. Capaldi DM, Kerr DCR, Tiberio SS, Owen LD. Men's misuse of prescription
35 opioids from early to middle adulthood: An examination of developmental and
36 concurrent prediction models. *Journal of Consulting and Clinical Psychology*.
37 2019; 87(10):893-903
- 38 51. Carroll I, Barelka P, Wang CK, Wang BM, Gillespie MJ, McCue R et al. A pilot
39 cohort study of the determinants of longitudinal opioid use after surgery.
40 *Anesthesia and Analgesia*. 2012; 115(3):694-702
- 41 52. Cepeda MS, Fife D, Kihm MA, Mastrogiovanni G, Yuan Y. Comparison of the
42 risks of shopping behavior and opioid abuse between tapentadol and
43 oxycodone and association of shopping behavior and opioid abuse. *Clinical*
44 *Journal of Pain*. 2014; 30(12):1051-1056

- 1 53. Cepeda MS, Fife D, Ma Q, Ryan PB. Comparison of the risks of opioid abuse
2 or dependence between tapentadol and oxycodone: Results from a cohort
3 study. *Journal of Pain*. 2013; 14(10):1227-1241
- 4 54. Cepeda MS, Fife D, Vo L, Mastrogiovanni G, Yuan Y. Comparison of opioid
5 doctor shopping for tapentadol and oxycodone: a cohort study. *Journal of*
6 *Pain*. 2013; 14(2):158-164
- 7 55. Chalmers CE, Mullinax S, Brennan J, Vilke GM, Oliveto AH, Wilson MP.
8 Screening tools validated in the outpatient pain management setting poorly
9 predict opioid misuse in the emergency department: A pilot study. *Journal of*
10 *Emergency Medicine*. 2019; 56(6):601-610
- 11 56. Chaudhary MA, Bhulani N, de Jager EC, Lipsitz S, Kwon NK, Sturgeon DJ et
12 al. Development and validation of a bedside risk assessment for sustained
13 prescription opioid use after surgery. *JAMA Network Open*. 2019;
14 2(7):e196673
- 15 57. Chaudhary MA, Scully R, Jiang W, Chowdhury R, Zogg CK, Sharma M et al.
16 Patterns of use and factors associated with early discontinuation of opioids
17 following major trauma. *American Journal of Surgery*. 2017; 214(5):792-797
- 18 58. Chaudhary MA, von Keudell A, Bhulani N, de Jager EC, Kwon NK,
19 Koehlmoos T et al. Prior prescription opioid use and its influence on opioid
20 requirements after orthopedic trauma. *Journal of Surgical Research*. 2019;
21 238:29-34
- 22 59. Cheatle MD, Compton PA, Dhingra L, Wasser TE, O'Brien CP. Development
23 of the revised opioid risk tool to predict opioid use disorder in patients with
24 chronic nonmalignant pain. *Journal of Pain*. 2019; 20(7):842-851
- 25 60. Chenaf C, Kabore JL, Delorme J, Pereira B, Mulliez A, Roche L et al.
26 Codeine shopping behavior in a retrospective cohort of chronic noncancer
27 pain patients: Incidence and risk factors. *Journal of Pain*. 2016; 17(12):1291-
28 1301
- 29 61. Chenaf C, Kabore JL, Delorme J, Pereira B, Mulliez A, Roche L et al.
30 Incidence of tramadol shopping behavior in a retrospective cohort of chronic
31 non-cancer pain patients in France. *Pharmacoepidemiology and Drug Safety*.
32 2016; 25(9):1088-1098
- 33 62. Cheng JS, Huang WF, Lin KM, Shih YT. Characteristics associated with
34 benzodiazepine usage in elderly outpatients in Taiwan. *International Journal of*
35 *Geriatric Psychiatry*. 2008; 23(6):618-624
- 36 63. Cho J, Spence MM, Niu F, Hui RL, Gray P, Steinberg S. Risk of overdose
37 with exposure to prescription opioids, benzodiazepines, and non-
38 benzodiazepine sedative-hypnotics in adults: a retrospective cohort study.
39 *Journal of General Internal Medicine*. 2020; 35(3):696-703
- 40 64. Chou R, Deyo R, Devine B, Hansen R, Sullivan S, Jarvik JG et al. The
41 effectiveness and risks of long-term opioid treatment of chronic pain.
42 *Evidence Report/Technology Assessment*. 2014; (218):1-219
- 43 65. Chou R, Fanciullo GJ, Fine PG, Miaskowski C, Passik SD, Portenoy RK.
44 Opioids for chronic noncancer pain: prediction and identification of aberrant
45 drug-related behaviors: a review of the evidence for an American Pain

- 1 Society and American Academy of Pain Medicine clinical practice guideline.
2 Journal of Pain. 2009; 10(2):131-146
- 3 66. Chou R, Hartung D, Turner J, Blazina I, Chan B, Levander X et al. Opioid
4 treatments for chronic pain. 2020. Available from:
5 [http://www.epistemonikos.org/documents/430babe637c56eeb61b784da9dd7](http://www.epistemonikos.org/documents/430babe637c56eeb61b784da9dd742c508f96b63)
6 [42c508f96b63](http://www.epistemonikos.org/documents/430babe637c56eeb61b784da9dd742c508f96b63)
- 7 67. Chou R, Turner JA, Devine EB, Hansen RN, Sullivan SD, Blazina I et al. The
8 effectiveness and risks of long-term opioid therapy for chronic pain: a
9 systematic review for a National Institutes of Health Pathways to Prevention
10 Workshop. Annals of Internal Medicine. 2015; 162(4):276-286
- 11 68. Chui PW, Bastian LA, DeRycke E, Brandt CA, Becker WC, Goulet JL. Dual
12 use of department of veterans affairs and medicare benefits on high-risk
13 opioid prescriptions in veterans aged 65 years and older: Insights from the VA
14 musculoskeletal disorders cohort. Health Services Research. 2018; 53(Suppl
15 3):5402-5418
- 16 69. Cicero TJ, Mendoza M, Cattaneo M, Dart RC, Mardekian J, Polson M et al.
17 Real-world misuse, abuse, and dependence of abuse-deterrent versus non-
18 abuse-deterrent extended-release morphine in Medicaid non-cancer patients.
19 Postgraduate Medicine. 2019; 131(3):225-229
- 20 70. Ciesielski T, Iyengar R, Bothra A, Tomala D, Cislo G, Gage BF. A tool to
21 assess risk of de novo opioid abuse or dependence. American Journal of
22 Medicine. 2016; 129(7):699-705.e694
- 23 71. Clarke H, Soneji N, Ko DT, Yun L, Wijeyesundera DN. Rates and risk factors
24 for prolonged opioid use after major surgery: population based cohort study.
25 BMJ. 2014; 348:1251
- 26 72. Clift AD. Factors leading to dependence on hypnotic drugs. British Medical
27 Journal. 1972; 3(5827):614-617
- 28 73. Cochran G, McCarthy R, Gordon AJ, Tarter RE. Opioid medication misuse
29 among unhealthy drinkers. Drug and Alcohol Dependence. 2017; 179:13-17
- 30 74. Cochran G, Rosen D, McCarthy RM, Engel RJ. Risk factors for symptoms of
31 prescription opioid misuse: Do older adults differ from younger adult patients?
32 J Gerontol Soc Work. 2017; 60(6-7):443-457
- 33 75. Connolly J, 3rd, Javed Z, Raji MA, Chan W, Kuo YF, Baillargeon J. Predictors
34 of long-term opioid use following lumbar fusion surgery. Spine. 2017;
35 42(18):1405-1411
- 36 76. Cook B, Creedon T, Wang Y, Lu C, Carson N, Jules P et al. Examining
37 racial/ethnic differences in patterns of benzodiazepine prescription and
38 misuse. Drug and Alcohol Dependence. 2018; 187:29-34
- 39 77. Coplan PM, Sessler NE, Harikrishnan V, Singh R, Perkel C. Comparison of
40 abuse, suspected suicidal intent, and fatalities related to the 7-day
41 buprenorphine transdermal patch versus other opioid analgesics in the
42 National Poison Data System. Postgraduate Medicine. 2017; 129(1):55-61
- 43 78. Coutinho AD, Gandhi K, Fuldeore RM, Landsman-Blumberg PB, Gandhi S.
44 Long-term opioid users with chronic noncancer pain: Assessment of opioid

- 1 abuse risk and relationship with healthcare resource use. *Journal of Opioid*
2 *Management*. 2018; 14(2):131-141
- 3 79. Coyle DT, Pratt CY, Ocran-Appiah J, Secora A, Kornegay C, Staffa J. Opioid
4 analgesic dose and the risk of misuse, overdose, and death: A narrative
5 review. *Pharmacoepidemiology and Drug Safety*. 2018; 27(5):464-472
- 6 80. Cragg A, Hau JP, Woo SA, Kitchen SA, Liu C, Doyle-Waters MM et al. Risk
7 factors for misuse of prescribed opioids: A systematic review and meta-
8 analysis. *Annals of Emergency Medicine*. 2019; 74(5):634-646
- 9 81. Cragg A, Hau JP, Woo SA, Liu C, Doyle-Waters MM, Hohl CM. Risk factors
10 for addiction among patients receiving prescribed opioids: a systematic
11 review protocol. *Systematic Reviews*. 2017; 6(1):265
- 12 82. Driot D, Jouanjus E, Oustric S, Dupouy J, Lapeyre-Mestre M. Patterns of
13 gabapentin and pregabalin use and misuse: Results of a population-based
14 cohort study in France. *British Journal of Clinical Pharmacology*. 2019;
15 85(6):1260-1269
- 16 83. Dufour R, Mardekian J, Pasquale MK, Schaaf D, Andrews GA, Patel NC.
17 Understanding predictors of opioid abuse: Predictive model development and
18 validation. *American Journal of Pharmacy Benefits*. 2014; 6(5):208-216
- 19 84. Dunbar SA, Katz NP. Chronic opioid therapy for nonmalignant pain in patients
20 with a history of substance abuse: Report of 20 cases. *Journal of Pain and*
21 *Symptom Management*. 1996; 11(3):163-171
- 22 85. Dy CJ, Peacock K, Olsen MA, Ray WZ, Brogan DM. Frequency and risk
23 factors for prolonged opioid prescriptions after surgery for brachial plexus
24 injury. *Journal of Hand Surgery - American Volume*. 2019; 44(8):662-
25 668.e661
- 26 86. Edlund MJ, Steffick D, Hudson T, Harris KM, Sullivan M. Risk factors for
27 clinically recognized opioid abuse and dependence among veterans using
28 opioids for chronic non-cancer pain. *Pain*. 2007; 129(3):355-362
- 29 87. Elzey MJ, Barden SM, Edwards ES. Patient characteristics and outcomes in
30 unintentional, non-fatal prescription opioid overdoses: A systematic review.
31 *Pain Physician*. 2016; 19(4):215-228
- 32 88. Fang SY, Chen CY, Chang IS, Wu ECH, Chang CM, Lin KM. Predictors of
33 the incidence and discontinuation of long-term use of benzodiazepines: A
34 population-based study. *Drug and Alcohol Dependence*. 2009; 104(1-2):140-
35 146
- 36 89. Fiorio R, Bellantuono C, Leoncini M, Montemezzi G, Micciolo R, Williams P.
37 The long-term use of psychotropic drugs: A follow-up study in Italian general
38 practice. *Human Psychopharmacology*. 1990; 5(3):195-205
- 39 90. Fishbain DA, Cole B, Lewis J, Rosomoff HL, Rosomoff RS. What percentage
40 of chronic nonmalignant pain patients exposed to chronic opioid analgesic
41 therapy develop abuse/addiction and/or aberrant drug-related behaviors? A
42 structured evidence-based review. *Pain Medicine*. 2008; 9(4):444-459
- 43 91. Ford JA, Rigg KK. Racial/Ethnic differences in factors that place adolescents
44 at risk for prescription opioid misuse. *Prevention Science*. 2015; 16(5):633-
45 641

- 1 92. Foy R, Leaman B, McCrorie C, Petty D, House A, Bennett M et al. Prescribed
2 opioids in primary care: Cross-sectional and longitudinal analyses of influence
3 of patient and practice characteristics. *BMJ Open*. 2016; 6 (5):e010276
- 4 93. Frankenburg FR, Fitzmaurice GM, Zanarini MC. The use of prescription
5 opioid medication by patients with borderline personality disorder and axis II
6 comparison subjects: a 10-year follow-up study. *Journal of Clinical Psychiatry*.
7 2014; 75(4):357-361
- 8 94. Franklin GM, Rahman EA, Turner JA, Daniell WE, Fulton-Kehoe D. Opioid
9 use for chronic low back pain: A prospective, population-based study among
10 injured workers in Washington state, 2002-2005. *Clinical Journal of Pain*.
11 2009; 25(9):743-751
- 12 95. Fredheim OM, Mahic M, Skurtveit S, Dale O, Romundstad P, Borchgrevink
13 PC. Chronic pain and use of opioids: a population-based
14 pharmacoepidemiological study from the Norwegian prescription database
15 and the Nord-Trondelag health study. *Pain*. 2014; 155(7):1213-1221
- 16 96. Fresán A, Minaya O, Cortés-López JL, Ugalde O. Demographic and clinical
17 features related to benzodiazepine dependence in psychiatric patients. *Salud
18 ment*. 2011; 34(2):103-109
- 19 97. Fride Tvete I, Bjorner T, Skomedal T. Risk factors for excessive
20 benzodiazepine use in a working age population: a nationwide 5-year survey
21 in Norway. *Scandinavian Journal of Primary Health Care*. 2015; 33(4):252-
22 259
- 23 98. Fritz JM, King JB, McAdams-Marx C. Associations between early care
24 decisions and the risk for long-term opioid use for patients with low back pain
25 with a new physician consultation and initiation of opioid therapy. *Clinical
26 Journal of Pain*. 2018; 34(6):552-558
- 27 99. Furlan AD, Hassan S, Famiyeh IM, Wang W, Dhanju J. Long-term opioid use
28 after discharge from inpatient musculoskeletal rehabilitation. *Journal of
29 Rehabilitation Medicine*. 2016; 48(5):464-468
- 30 100. Garvey MJ, Tollefson GD. Prevalence of misuse of prescribed
31 benzodiazepines in patients with primary anxiety disorder or major
32 depression. *American Journal of Psychiatry*. 1986; 143(12):1601-1603
- 33 101. Gleib DA, Weinstein M. Mental health, pain, and risk of drug misuse: a
34 nationwide cohort study. *Addictive Behaviors*. 2020; 109:106467
- 35 102. Groenewald CB, Law EF, Fisher E, Beals-Erickson SE, Palermo TM.
36 Associations between adolescent chronic pain and prescription opioid misuse
37 in adulthood. *Journal of Pain*. 2019; 20(1):28-37
- 38 103. Gryczynski J, McNeely J, Wu LT, Subramaniam GA, Svikis DS, Cathers LA et
39 al. Validation of the taps-1: A four-item screening tool to identify unhealthy
40 substance use in primary care. *Journal of General Internal Medicine*. 2017;
41 32(9):990-996
- 42 104. Guerlais M, Grall-Bronnec M, Feuillet F, Gerardin M, Jolliet P, Victorri-
43 Vigneau C. Dependence on prescription benzodiazepines and Z-drugs
44 among young to middle-aged patients in France. *Substance Use and Misuse*.
45 2015; 50(3):320-327

- 1 105. Gustafsson M, Karlsson S, Gustafson Y, Lovheim H. Psychotropic drug use
2 among people with dementia - a six-month follow-up study. *BMC*
3 *Pharmacology & Toxicology*. 2013; 14:56
- 4 106. Hah JM, Sturgeon JA, Zocca J, Sharifzadeh Y, Mackey SC. Factors
5 associated with prescription opioid misuse in a cross-sectional cohort of
6 patients with chronic non-cancer pain. *Journal of Pain Research*. 2017;
7 10:979-987
- 8 107. Halbert BT, Davis RB, Wee CC. Disproportionate longer-term opioid use
9 among U.S. adults with mood disorders. *Pain*. 2016; 157(11):2452-2457
- 10 108. Haller IV, Renier CM, Juusola M, Hitz P, Steffen W, Asmus MJ et al.
11 Enhancing risk assessment in patients receiving chronic opioid analgesic
12 therapy using natural language processing. *Pain Medicine*. 2017;
13 18(10):1952-1960
- 14 109. Hauser W, Schubert T, Scherbaum N, Tolle T. Long-term opioid therapy of
15 non-cancer pain: prevalence and predictors of hospitalization in the event of
16 possible misuse. *Der Schmerz*. 2020; 34(Suppl 1):8-15
- 17 110. Heo KN, Ah YM, Lee JY. Risk factors of chronic opioid use after surgical
18 procedures in noncancer patients: a nationwide case-control study. *European*
19 *Journal of Anaesthesiology*. 2021; DOI: 10.1097/EJA.0000000000001528
- 20 111. Himei A, Okamura T. Discontinuation syndrome associated with paroxetine in
21 depressed patients: a retrospective analysis of factors involved in the
22 occurrence of the syndrome. *CNS Drugs*. 2006; 20(8):665-672
- 23 112. Hinthner A, Abdel-Rahman O, Cheung WY, Quan ML, Dort JC. Chronic
24 postoperative opioid use: A systematic review. *World Journal of Surgery*.
25 2019; 43(9):2164-2174
- 26 113. Hoffman EM, Watson JC, St Sauver J, Staff NP, Klein CJ. Association of
27 long-term opioid therapy with functional status, adverse outcomes, and
28 mortality among patients with polyneuropathy. *JAMA Neurology*. 2017;
29 74(7):773-779
- 30 114. Hooten WM, St Sauver JL, McGree ME, Jacobson DJ, Warner DO. Incidence
31 and risk factors for progression from short-term to episodic or long-term
32 opioid prescribing: A population-based study. *Mayo Clinic Proceedings*. 2015;
33 90(7):850-856
- 34 115. Huffman KL, Shella ER, Sweis G, Griffith SD, Scheman J, Covington EC.
35 Nonopioid substance use disorders and opioid dose predict therapeutic opioid
36 addiction. *Journal of Pain*. 2015; 16(2):126-134
- 37 116. Hur J, Tang S, Gunaseelan V, Vu J, Brummett CM, Englesbe M et al.
38 Predicting postoperative opioid use with machine learning and insurance
39 claims in opioid-naive patients. *American Journal of Surgery*. 2021;
40 222(3):659-665
- 41 117. Ives TJ, Chelminski PR, Hammett-Stabler CA, Malone RM, Perhac JS,
42 Potisek NM et al. Predictors of opioid misuse in patients with chronic pain: a
43 prospective cohort study. *BMC Health Services Research*. 2006; 6:46

- 1 118. Jamison RN, Butler SF, Budman SH, Edwards RR, Wasan AD. Gender
2 differences in risk factors for aberrant prescription opioid use. *Journal of Pain*.
3 2010; 11(4):312-320
- 4 119. Jamison RN, Link CL, Marceau LD. Do pain patients at high risk for
5 substance misuse experience more pain? A longitudinal outcomes study.
6 *Pain Medicine*. 2009; 10(6):1084-1094
- 7 120. Jobert A, Laforgue EJ, Grall-Bronnec M, Rousselet M, Pere M, Jolliet P et al.
8 Benzodiazepine withdrawal in older people: what is the prevalence, what are
9 the signs, and which patients? *European Journal of Clinical Pharmacology*.
10 2021; 77(2):171-177
- 11 121. Kaplan MA, Korelitz BI. Narcotic dependence in inflammatory bowel disease.
12 *Journal of Clinical Gastroenterology*. 1988; 10(3):275-278
- 13 122. Karhade AV, Ogink PT, Thio QCBS, Cha TD, Gormley WB, Hershman SH et
14 al. Development of machine learning algorithms for prediction of prolonged
15 opioid prescription after surgery for lumbar disc herniation. *Spine Journal*.
16 2019; 19(11):1764-1771
- 17 123. Katz C, El-Gabalawy R, Keyes KM, Martins SS, Sareen J. Risk factors for
18 incident nonmedical prescription opioid use and abuse and dependence:
19 results from a longitudinal nationally representative sample. *Drug and Alcohol*
20 *Dependence*. 2013; 132(1-2):107-113
- 21 124. Klimas J, Gorfinkel L, Fairbairn N, Amato L, Ahamad K, Nolan S et al.
22 Strategies to identify patient risks of prescription opioid addiction when
23 initiating opioids for pain: A systematic review. *JAMA Network Open*. 2019;
24 2(5):e193365
- 25 125. Knisely JS, Wunsch MJ, Cropsey KL, Campbell ED. Prescription Opioid
26 Misuse Index: a brief questionnaire to assess misuse. *Journal of Substance*
27 *Abuse Treatment*. 2008; 35(4):380-386
- 28 126. Lalic S, Gisev N, Bell JS, Korhonen MJ, Ilomaki J. Predictors of persistent
29 prescription opioid analgesic use among people without cancer in Australia.
30 *British Journal of Clinical Pharmacology*. 2018; 84(6):1267-1278
- 31 127. Lawrence R, Mogford D, Colvin L. Systematic review to determine which
32 validated measurement tools can be used to assess risk of problematic
33 analgesic use in patients with chronic pain. *British Journal of Anaesthesia*.
34 2017; 119(6):1092-1109
- 35 128. Layton D, Osborne V, Al-Shukri M, Shakir SA. Indicators of drug-seeking
36 aberrant behaviours: the feasibility of use in observational post-marketing
37 cohort studies for risk management. *Drug Safety*. 2014; 37(8):639-650
- 38 129. Li Y, Delcher C, Wei YJ, Reisfield GM, Brown JD, Tighe P et al. Risk of opioid
39 overdose associated with concomitant use of opioids and skeletal muscle
40 relaxants: a population-based cohort study. *Clinical Pharmacology and*
41 *Therapeutics*. 2020; 108(1):81-89
- 42 130. Lobo CP, Cochran G, Chang CH, Gellad WF, Gordon AJ, Jalal H et al.
43 Associations between the specialty of opioid prescribers and opioid addiction,
44 misuse, and overdose outcomes. *Pain Medicine*. 2020; 21(9):1871-1890

- 1 131. Lu TH, Lee YY, Lee HC, Lin YM. Doctor shopping behavior for zolpidem
2 among insomnia patients in Taiwan: A nationwide population-based study.
3 Sleep. 2015; 38(7):1039-1044
- 4 132. Mackay FJ, Dunn NR, Wilton LV, Pearce GL, Freemantle SN, Mann RD. A
5 comparison of fluvoxamine, fluoxetine, sertraline and paroxetine examined by
6 observational cohort studies. Pharmacoepidemiology and Drug Safety. 1997;
7 6(4):235-246
- 8 133. Mahowald ML, Singh JA, Majeski P. Opioid use by patients in an orthopedics
9 spine clinic. Arthritis and Rheumatism. 2005; 52(1):312-321
- 10 134. Manchikanti L, Cash KA, Damron KS, Manchukonda R, Pampati V, McManus
11 CD. Controlled substance abuse and illicit drug use in chronic pain patients:
12 An evaluation of multiple variables. Pain Physician. 2006; 9(3):215-225
- 13 135. Manthey L, Lohbeck M, Giltay EJ, van Veena T, Zitman FG, Penninx BW.
14 Correlates of benzodiazepine dependence in the Netherlands Study of
15 Depression and Anxiety. Addiction. 2012; 107(12):2173-2182
- 16 136. Maree RD, Marcum ZA, Saghabi E, Weiner DK, Karp JF. A systematic review
17 of opioid and benzodiazepine misuse in older adults. American Journal of
18 Geriatric Psychiatry. 2016; 24(11):949-963
- 19 137. Martel MO, Dolman AJ, Edwards RR, Jamison RN, Wasan AD. The
20 association between negative affect and prescription opioid misuse in patients
21 with chronic pain: the mediating role of opioid craving. Journal of Pain. 2014;
22 15(1):90-100
- 23 138. Martel MO, Wasan AD, Jamison RN, Edwards RR. Catastrophic thinking and
24 increased risk for prescription opioid misuse in patients with chronic pain.
25 Drug and Alcohol Dependence. 2013; 132(1-2):335-341
- 26 139. Morasco BJ, Dobscha SK. Prescription medication misuse and substance use
27 disorder in VA primary care patients with chronic pain. General Hospital
28 Psychiatry. 2008; 30(2):93-99
- 29 140. Morasco BJ, Turk DC, Donovan DM, Dobscha SK. Risk for prescription opioid
30 misuse among patients with a history of substance use disorder. Drug and
31 Alcohol Dependence. 2013; 127(1-3):193-199
- 32 141. Morgan SG, Weymann D. Patterns, predictors and persistence of chronic
33 sedative use: a population-based observational study of older adults in British
34 Columbia, Canada. European Journal of Clinical Pharmacology. 2017;
35 73(8):1001-1008
- 36 142. Nam YH, Bilker WB, DeMayo FJ, Neuman MD, Hennessy S. Incidence rates
37 of and risk factors for opioid overdose in new users of prescription opioids
38 among US Medicaid enrollees: A cohort study. Pharmacoepidemiology and
39 Drug Safety. 2020; 29(8):931-938
- 40 143. National Institute for Health and Care Excellence. Developing NICE
41 guidelines: the manual [updated 2020]. London. National Institute for Health
42 and Care Excellence, 2014. Available from:
43 <http://www.nice.org.uk/article/PMG20/chapter/1%20Introduction%20and%20o>
44 [verview](http://www.nice.org.uk/article/PMG20/chapter/1%20Introduction%20and%20o)

- 1 144. Okumura Y, Shimizu S, Matsumoto T. Prevalence, prescribed quantities, and
2 trajectory of multiple prescriber episodes for benzodiazepines: A 2-year
3 cohort study. *Drug and Alcohol Dependence*. 2016; 158:118-125
- 4 145. Page MG, Kudrina I, Zomahoun HTV, Croteau J, Ziegler D, Ngangue P et al.
5 A systematic review of the relative frequency and risk factors for prolonged
6 opioid prescription following surgery and trauma among adults. *Annals of
7 Surgery*. 2020; 271(5):845-854
- 8 146. Papadomanolakis-Pakis N, Moore KM, Peng Y, Gomes T. Prescription opioid
9 characteristics at initiation for non-cancer pain and risk of treated opioid use
10 disorder: a population-based study. *Drug and Alcohol Dependence*. 2021;
11 221:108601
- 12 147. Park TW, Saitz R, Nelson KP, Xuan Z, Liebschutz JM, Lasser KE. The
13 association between benzodiazepine prescription and aberrant drug-related
14 behaviors in primary care patients receiving opioids for chronic pain.
15 *Substance Abuse*. 2016; 37(4):516-520
- 16 148. Passik SD, Messina J, Golsorkhi A, Xie F. Aberrant drug-related behavior
17 observed during clinical studies involving patients taking chronic opioid
18 therapy for persistent pain and fentanyl buccal tablet for breakthrough pain.
19 *Journal of Pain and Symptom Management*. 2011; 41(1):116-125
- 20 149. Peacock A, Degenhardt L, Campbell G, Larance B, Nielsen S, Hall W et al. A
21 typology of predictive risk factors for non-adherent medication-related
22 behaviors among chronic non-cancer pain patients prescribed opioids: A
23 cohort study. *Pain Physician*. 2016; 19(3):E421-434
- 24 150. Portenoy RK, Farrar JT, Backonja MM, Cleeland CS, Yang K, Friedman M et
25 al. Long-term use of controlled-release oxycodone for noncancer pain: results
26 of a 3-year registry study. *Clinical Journal of Pain*. 2007; 23(4):287-299
- 27 151. Public Health England. Prescribed medicines review: report. 2019. Available
28 from: [https://www.gov.uk/government/publications/prescribed-medicines-
29 review-report](https://www.gov.uk/government/publications/prescribed-medicines-review-report) Last accessed: 25/06/2021.
- 30 152. Reid MC, Engles-Horton LL, Weber MB, Kerns RD, Rogers EL, O'Connor PG.
31 Use of opioid medications for chronic noncancer pain syndromes in primary
32 care. *Journal of General Internal Medicine*. 2002; 17(3):173-179
- 33 153. Rickels K, Case WG, Downing RW, Winokur A. Long-term diazepam therapy
34 and clinical outcome. *JAMA*. 1983; 250(6):767-771
- 35 154. Robbins L. Long-acting opioids for severe chronic daily headache. *Headache
36 Quarterly*. 1999; 10(2):135-139
- 37 155. Robinson-Papp J, Elliott K, Simpson DM, Morgello S. Problematic
38 prescription opioid use in an HIV-infected cohort: the importance of universal
39 toxicology testing. *Journal of Acquired Immune Deficiency Syndromes*. 2012;
40 61(2):187-193
- 41 156. Rodriguez-Espinosa S, Coloma-Carmona A, Perez-Carbonell A, Roman-
42 Quiles JF, Carballo JL. Clinical and psychological factors associated with
43 interdose opioid withdrawal in chronic pain population. *Journal of Substance
44 Abuse Treatment*. 2021; 129(108386)

- 1 157. Saper JR, Lake AE, 3rd, Hamel RL, Lutz TE, Branca B, Sims DB et al. Daily
2 scheduled opioids for intractable head pain: long-term observations of a
3 treatment program. *Neurology*. 2004; 62(10):1687-1694
- 4 158. Seal KH, Shi Y, Cohen G, Cohen BE, Maguen S, Krebs EE et al. Association
5 of mental health disorders with prescription opioids and high-risk opioid use in
6 US veterans of Iraq and Afghanistan. *JAMA*. 2012; 307(9):940-947
- 7 159. Skurtveit S, Furu K, Borchgrevink P, Handal M, Fredheim O. To what extent
8 does a cohort of new users of weak opioids develop persistent or probable
9 problematic opioid use? *Pain*. 2011; 152(7):1555-1561
- 10 160. Smit T, Rogers AH, Garey L, Allan NP, Viana AG, Zvolensky MJ. Anxiety
11 sensitivity and pain intensity independently predict opioid misuse and
12 dependence in chronic pain patients. *Psychiatry Research*. 2020; 294:113523
- 13 161. Sridharan M, Samade R, K JK, Roebke AJ, Goyal KS, G LJ et al. The Effect
14 of Patient and Surgical Factors on Opioid Prescription Requests Following
15 Arthroscopic Rotator Cuff Repair. *Arthroscopy, Sports Medicine, and
16 Rehabilitation*. 2021; 3(3):e707-e713
- 17 162. Sullivan MD, Edlund MJ, Fan MY, DeVries A, Braden JB, Martin BC. Risks for
18 possible and probable opioid misuse among recipients of chronic opioid
19 therapy in commercial and medicaid insurance plans: The TROUP Study.
20 *Pain*. 2010; 150(2):332-339
- 21 163. Szmulewicz A, Bateman BT, Levin R, Huybrechts KF. The risk of overdose
22 with concomitant use of z-drugs and prescription opioids: a population-based
23 cohort study. *American Journal of Psychiatry*. 2021;
24 DOI:org/10.1176/appi.ajp.2020.20071038
- 25 164. Timmerman L, Stronks DL, Groeneweg JG, Huygen FJ. Prevalence and
26 determinants of medication non-adherence in chronic pain patients: a
27 systematic review. *Acta Anaesthesiologica Scandinavica*. 2016; 60(4):416-
28 431
- 29 165. Tsao JC, Stein JA, Dobalian A. Pain, problem drug use history, and aberrant
30 analgesic use behaviors in persons living with HIV. *Pain*. 2007; 133(1-3):128-
31 137
- 32 166. Tsao JC, Stein JA, Dobalian A. Sex differences in pain and misuse of
33 prescription analgesics among persons with HIV. *Pain Medicine*. 2010;
34 11(6):815-824
- 35 167. Turk DC, Swanson KS, Gatchel RJ. Predicting opioid misuse by chronic pain
36 patients: a systematic review and literature synthesis. *Clinical Journal of Pain*.
37 2008; 24(6):497-508
- 38 168. Tvette IF, Bjorner T, Aursnes IA, Skomedal T. A 3-year survey quantifying the
39 risk of dose escalation of benzodiazepines and congeners to identify risk
40 factors to aid doctors to more rationale prescribing. *BMJ Open*. 2013;
41 3(10):e003296
- 42 169. Tvette IF, Bjorner T, Skomedal T. A 5-year follow-up study of users of
43 benzodiazepine: starting with diazepam versus oxazepam. *British Journal of
44 General Practice*. 2016; 66(645):e241-247

- 1 170. Udayachalerm S, Bair MJ, Illingworth Plake KS, Huang CY, Murray MD,
2 Foster DR. Opioid prescribing and health outcomes in opioid-naive patients:
3 analysis of a statewide health information exchange. *Journal of the American*
4 *Pharmacists Association*. 2021; DOI: 10.1016/j.japh.2021.04.020
- 5 171. Upadhye S. Creating opioid dependence in the emergency department.
6 *Canadian Journal of Emergency Medicine*. 2018; 20(1):100-103
- 7 172. Voyer P, Préville M, Martin LS, Roussel M-E, Béland S-G, Berbiche D.
8 Factors associated with self-rated benzodiazepine addiction among
9 community-dwelling seniors. *Journal of Addictions Nursing*. 2011; 22(1-2):46-
10 56
- 11 173. Voyer P, Preville M, Roussel ME, Berbiche D, Beland SG. Factors associated
12 with benzodiazepine dependence among community-dwelling seniors.
13 *Journal of Community Health Nursing*. 2009; 26(3):101-113
- 14 174. Wasan AD, Michna E, Edwards RR, Katz JN, Nedeljkovic SS, Dolman AJ et
15 al. Psychiatric comorbidity is associated prospectively with diminished opioid
16 analgesia and increased opioid misuse in patients with chronic low back pain.
17 *Anesthesiology*. 2015; 123(4):861-872
- 18 175. Wasan AD, Ross EL, Michna E, Chibnik L, Greenfield SF, Weiss RD et al.
19 Craving of prescription opioids in patients with chronic pain: a longitudinal
20 outcomes trial. *Journal of Pain*. 2012; 13(2):146-154
- 21 176. Webster LR, Webster RM. Predicting aberrant behaviors in opioid-treated
22 patients: preliminary validation of the Opioid Risk Tool. *Pain Medicine*. 2005;
23 6(6):432-442
- 24 177. White KT, Dillingham TR, Gonzalez-Fernandez M, Rothfield L. Opiates for
25 chronic nonmalignant pain syndromes: can appropriate candidates be
26 identified for outpatient clinic management? *American Journal of Physical*
27 *Medicine and Rehabilitation*. 2009; 88(12):995-1001
- 28 178. Yoshizawa K, Kawai K, Fujie M, Suzuki J, Ogawa Y, Yajima T et al. Overall
29 safety profile and effectiveness of tramadol hydrochloride/acetaminophen in
30 patients with chronic noncancer pain in Japanese real-world practice. *Current*
31 *Medical Research and Opinion*. 2015; 31(11):2119-2129
- 32 179. Ytterberg SR, Mahowald ML, Woods SR. Codeine and oxycodone use in
33 patients with chronic rheumatic disease pain. *Arthritis and Rheumatism*. 1998;
34 41(9):1603-1612
- 35 180. Zhang Y, Johnson P, Jeng PJ, Reid MC, Witkin LR, Schackman BR et al.
36 First opioid prescription and subsequent high-risk opioid use: A national study
37 of privately insured and medicare advantage adults. *Journal of General*
38 *Internal Medicine*. 2018; 33(12):2156-2162
- 39 181. Zhou L, Bhattacharjee S, Kwok CK, Tighe PJ, Reisfield GM, Malone DC et al.
40 Dual-trajectories of opioid and gabapentinoid use and risk of subsequent drug
41 overdose among Medicare beneficiaries in the United States: a retrospective
42 cohort study. *Addiction*. 2021; 116(4):819-830
- 43
44
45

Appendices

Appendix A Review protocols

A.1 Review protocol for Risk factors for dependence

Field	Content
PROSPERO registration number	CRD42020188126
Review title	Risk factors (both patient and prescribing factors) for dependence on prescribed opioids, benzodiazepines, gabapentinoids or Z-drugs, or withdrawal symptoms associated with antidepressants.
Review question	What are the risk factors (both patient and prescribing factors) for dependence on prescribed opioids, benzodiazepines, gabapentinoids or Z-drugs, or withdrawal symptoms associated with antidepressants?
Objective	Prognostic review: to identify key risk factors associated with dependence on prescribed opioids, benzodiazepines, gabapentinoids or Z-drugs or withdrawal symptoms associated with antidepressants. To include both factors relating to the individual and prescribing factors.
Searches	<p>The following databases (from inception) will be searched:</p> <ul style="list-style-type: none">• Cochrane Central Register of Controlled Trials (CENTRAL)• Cochrane Database of Systematic Reviews (CDSR)• Embase• MEDLINE• Epistemonikos• Health and Evidence• HTA <p>Searches will be restricted by:</p> <ul style="list-style-type: none">• English language studies• Human studies• Letters and comments are excluded

Field	Content
	<p>Other searches:</p> <ul style="list-style-type: none"> • Inclusion lists of relevant systematic reviews will be checked by the reviewer <p>The searches may be re-run 6 weeks before the final committee meeting, and further studies retrieved for inclusion if relevant.</p> <p>For full search strategies see Appendix B</p>
Condition or domain being studied	Dependence on prescribed opioids, benzodiazepines, gabapentinoids or Z-drugs and withdrawal symptoms associated with antidepressants
Population	<p>Inclusion: adults (≥ 18 years) being prescribed medicines associated with dependence or withdrawal symptoms (opioids for chronic pain, benzodiazepines, gabapentinoids, Z-drugs or antidepressants). This should ideally be the point of initial prescription for that medicine (i.e., not taking that medicine prior to entry to the study).</p> <p>NB. for this question, include prescription medicines which can also be bought over the counter (e.g., codeine, co-codamol).</p> <p>Stratification</p> <ul style="list-style-type: none"> • Drug class • Opioids • Benzodiazepines, • Gabapentinoids • Z-drugs • Antidepressants (further stratified by SSRIs, MAOIs, tricyclics, others). <p>Rationale: risk factors associated with dependence or for experiencing withdrawal symptoms are expected to differ between the different drug classes, and within class for antidepressants.</p> <p>Exclusions:</p> <p>Children and young people (<18 years)</p> <p>People taking opioids prescribed for end-of-life care, acute pain, cancer pain</p> <p>Use of gabapentinoids when prescribed for epilepsy</p> <p>People taking any of the above drugs that have not been prescribed for their own use (with the exception of prescription medicines which can also be bought over the counter (these will be included in this question)).</p>

Field	Content
	<p>Decision rules for inclusion of primary studies</p> <p>If the study includes people <18 years old, the study will only be included if at least 80% of people were ≥18 years old.</p> <p>If the study includes a mix of the different drug classes (e.g., people being prescribed Z-drugs and people being prescribed benzodiazepines), the following hierarchy will be followed:</p> <ul style="list-style-type: none"> • The study will be included if results are reported separately, and it is possible to separate into the relevant drug class stratum. • Only if there is no available evidence for a particular drug class in the review, will studies be included with mixed populations. <p>The population should not be taking the prescribed medicine prior to entry to the study, however we will accept studies where this is unclear, as this may not always be defined in the study.</p>
Risk factors	<p>The risk factors below are examples only and others identified will be included.</p> <p>Include any definition in the studies considered relevant to the factor of interest</p> <ul style="list-style-type: none"> • System level factors: <ul style="list-style-type: none"> - competency of prescriber, - training or supervision of prescribers. • Prescribing factors: <ul style="list-style-type: none"> - duration of prescription, - initial dose, - use of different drugs within a class - different formulation and/or route of medication: for example, immediate release, slow release (including slow-release routes such as transdermal patches), - half-life comparisons (for benzodiazepines, long or short half-life) • Socio-demographic factors of the patient • Personal factors: <ul style="list-style-type: none"> - history of substance misuse,

Field	Content
	<ul style="list-style-type: none"> - mental health diagnoses, - co-prescription with other medications included in the review, - pain intensity and level of distress at time of prescription. <ul style="list-style-type: none"> • Others: <ul style="list-style-type: none"> - Patient-prescriber interaction.
Confounding factors	All risk factors will be considered as potential confounding factors.
Types of study to be included	<p>Observational prospective cohort studies Observational retrospective cohort studies <i>Only studies using multivariate analysis (adjusting for at least 3 confounders) will be included. Studies using univariate analysis or matched groups will be excluded (matching for confounders alone is not sufficient as there are multiple confounders).</i></p> <p>Exclusions Case-control studies Cross-sectional studies.</p>
Other exclusion criteria	<p>Studies assessing the risk factors for dependence on medicines that have not been prescribed/illicitly obtained. Non-NHS prescribed medicines (for the full list of medicines to be included in the guideline see Appendix L) Medicines prescribed for end-of-life care, cancer pain or acute pain. Use of gabapentinoids when prescribed for epilepsy. Antipsychotic and stimulant medicines. Medicines to treat drug misuse disorders (e.g., methadone and buprenorphine when prescribed for withdrawal from illicit drugs). Non-English language studies. Conference abstracts will be excluded as it is expected there will be sufficient full text published studies available.</p>
Context	This will cover any setting in which one of the above-mentioned medicines are being prescribed. As this is an overarching guideline covering many different conditions, it needs to cover all settings.
Primary outcomes (critical outcomes)	Dependence on the prescribed medicine (dichotomous outcome, accept any definition as defined by the study (may also include measures suggesting dependence or addiction, examples to include early refill requests, loss of prescriptions, drug shopping behaviour, prescription misuse)). Withdrawal symptoms including rebound symptoms (dichotomous outcome, as defined by the study)

Field	Content
Secondary outcomes (important outcomes)	Not applicable
Data extraction (selection and coding)	<p>EndNote will be used for reference management, sifting, citations and bibliographies. All references identified by the searches and from other sources will be screened for inclusion. 10% of the abstracts will be reviewed by two reviewers, with any disagreements resolved by discussion or, if necessary, a third independent reviewer. The full text of potentially eligible studies will be retrieved and will be assessed in line with the criteria outlined above. A standardised form will be used to extract data from studies (see Developing NICE guidelines: the manual section 6.4).</p>
Risk of bias (quality) assessment	<p>Risk of bias will be assessed using the appropriate checklist as described in Developing NICE guidelines: the manual.</p> <p>For risk factor studies, risk of bias assessment of individual studies will be undertaken according to the Quality in Prognosis Studies (QUIPS) checklist.</p> <p>10% of all evidence reviews are quality assured by a senior research fellow. This includes checking:</p> <ul style="list-style-type: none"> • papers were included/excluded appropriately • a sample of the data extractions • correct methods are used to synthesise data • a sample of the risk of bias assessments <p>Disagreements between the review authors over the risk of bias in particular studies will be resolved by discussion, with involvement of a third review author where necessary.</p>
Strategy for data synthesis	<p>Drugs will be pooled within classes stated in the population and antidepressants pooled by sub-class of type of antidepressant.</p> <p>ORs, RRs, or HRs, with their 95% CIs, for the effect of the risk factors will be extracted from the studies. Studies sufficiently similar in terms of population, risk factor, outcome and effect measure (OR, RR, HR) will be pooled for analysis (i.e., for age as a risk factor, if the studies use the same age categories and referent group, and define/measure dependence in the same way). Studies will only be pooled if they also take into account similar confounding factors in the multivariate analysis. If studies do not report very similar populations, risk factors and outcome, they will not be pooled or meta-analysed and results presented separately in tables.</p>

Field	Content	
	<p>Pairwise meta-analyses will be performed using Cochrane Review Manager (RevMan5).</p> <p>Where pooled, heterogeneity between the studies in effect measures will be assessed using the I² statistic and visually inspected. An I² value greater than 50% will be considered indicative of substantial heterogeneity. Sensitivity analyses will be conducted based on pre-specified subgroups using stratified meta-analysis to explore the heterogeneity in effect estimates. If this does not explain the heterogeneity, the results will be presented pooled using random effects.</p> <p>Imprecision will be assessed according to the position of the 95% CIs in relation to the null line. If the 95% CI do not cross the null line, then no serious imprecision will be recorded. If the 95% CI cross the null line, then serious imprecision will be recorded.</p> <p>The quality of the evidence will be assessed using a modified GRADE approach. Quality rating will start at High for prospective studies, and each major limitation will bring the rating down by 1 increment to a minimum grade of Very Low.</p>	
Analysis of sub-groups	<p>Subgroups that will be investigated if heterogeneity is present:</p> <ul style="list-style-type: none"> • Gabapentin and pregabalin will be pooled in the analysis as 'gabapentinoids' unless heterogeneity is observed. 	
Type and method of review	<input type="checkbox"/>	Intervention
	<input type="checkbox"/>	Diagnostic
	<input checked="" type="checkbox"/>	Prognostic
	<input type="checkbox"/>	Qualitative
	<input type="checkbox"/>	Epidemiologic
	<input type="checkbox"/>	Service Delivery
	<input type="checkbox"/>	Other (please specify)

Field	Content
Language	English
Country	England
Review team members	From the National Guideline Centre: Serena Carville, Guideline lead Emily Terrazas-Cruz, Senior systematic reviewer Melina Vasileiou, Senior systematic reviewer Alfredo Mariani, Health economist Elizabeth Pearton, Information specialist Tamara Diaz, Project Manager
Funding sources/sponsor	This systematic review is being completed by the National Guideline Centre which receives funding from NICE.
Conflicts of interest	All guideline committee members and anyone who has direct input into NICE guidelines (including the evidence review team and expert witnesses) must declare any potential conflicts of interest in line with NICE's code of practice for declaring and dealing with conflicts of interest. Any relevant interests, or changes to interests, will also be declared publicly at the start of each guideline committee meeting. Before each meeting, any potential conflicts of interest will be considered by the guideline committee Chair and a senior member of the development team. Any decisions to exclude a person from all or part of a meeting will be documented. Any changes to a member's declaration of interests will be recorded in the minutes of the meeting. Declarations of interests will be published with the final guideline.
Collaborators	Development of this systematic review will be overseen by an advisory committee who will use the review to inform the development of evidence-based recommendations in line with section 3 of Developing NICE guidelines: the manual . Members of the guideline committee are available on the NICE website: https://www.nice.org.uk/guidance/indevelopment/gid-ng10141
Other registration details	n/a
Reference/URL for published protocol	https://www.crd.york.ac.uk/prospero/display_record.php?ID=CRD42020188126

Field	Content
Dissemination plans	<p>NICE may use a range of different methods to raise awareness of the guideline. These include standard approaches such as:</p> <ul style="list-style-type: none">• notifying registered stakeholders of publication• publicising the guideline through NICE's newsletter and alerts• issuing a press release or briefing as appropriate, posting news articles on the NICE website, using social media channels, and publicising the guideline within NICE.
Details of existing review of same topic by same authors	None
Additional information	None
Details of final publication	www.nice.org.uk

Appendix B Literature search strategies

This literature search strategy was used for the following review:

- Risk factors (both patient and prescribing factors) for dependence on prescribed opioids, benzodiazepines, gabapentinoids or Z-drugs, or withdrawal symptoms associated with antidepressants.

The literature searches for this review are detailed below and complied with the methodology outlined in Developing NICE guidelines: the manual.¹⁴³ For more information, please see the Methodology review published as part of the accompanying documents for this guideline.

B.1 Clinical search literature search strategy

Searches were constructed using a PICO framework where population (P) terms were combined with Intervention (I) and in some cases Comparison (C) terms. Outcomes (O) are rarely used in search strategies for interventions as these concepts may not be well described in title, abstract or indexes and therefore difficult to retrieve. Search filters were applied to the search where appropriate.

Table 38: Database date parameters and filters used

Database	Dates searched	Search filter used
Medline (OVID)	1946 - 15 June 2021	Randomised controlled trials Systematic review studies Observational studies Qualitative studies Exclusions (animal studies, letters, comments)
Embase (OVID)	1974 - 15 June 2021	Randomised controlled trials Systematic review studies Observational studies Qualitative studies Exclusions (animal studies, letters, comments)
The Cochrane Library (Wiley)	Cochrane Reviews to 2021 Issue 6 of 12 CENTRAL to 2021 Issue 6 of 12	None
Epistemonikos (The Epistemonikos Foundation)	Inception - 15 June 2021	English
Health and Evidence	Inception - 15 June 2021	None
CINAHL, Current Nursing and Allied Health Literature (EBSCO)	Inception - 15 June 2021	Qualitative studies
PsycINFO (ProQuest)	Inception - 15 June 2021	Qualitative studies
ASSIA, Applied Social Sciences Index and Abstracts (ProQuest)	Inception - 15 June 2021	Qualitative studies

Medline (Ovid) search terms

1.	*substance-related disorders/ or *narcotic-related disorders/
2.	*Substance Withdrawal Syndrome/
3.	exp Inappropriate Prescribing/
4.	*Medical Overuse/
5.	exp Prescription Drug Misuse/
6.	exp Deprescriptions/
7.	Medication Therapy Management/
8.	((over* or inappropriate or misus* or abuse* or abusing or long* term or longterm or short* term or short term or abstinen* or abstain* or stop* or cessat* or reduc* or taper* or discontinu* or safe* or manag* or withdraw* or depend*) adj2 (drug* or medicine* or medicat* or medical* or pharm*)).ti,ab.
9.	((over* or inappropriate or misus* or abuse* or abusing or long* term or longterm or short* term or short term or abstinen* or abstain* or stop* or cessat* or reduc* or taper* or discontinu* or safe* or manag* or withdraw*) adj3 (prescription* or prescrib*)).ti,ab.
10.	(addict* adj3 (prescription* or prescrib* or medicat* or medicine* or medical* or pharm*)).ti,ab.
11.	(deprescription* or de-prescription* or deprescrib* or de-prescrib*).ti,ab.
12.	((therap* or treat*) adj2 (manag* or substit*)).ti,ab.
13.	((withdraw* or abstinen* or abstain* or stop* or cessat* or reduc* or taper* or discontinu*) adj2 symptom*).ti,ab.
14.	((drug* or medic*) adj2 (prescription* or prescrib*)).ti,ab.
15.	or/1-14
16.	((withdraw* or prescription* or prescrib*) adj2 opi*).ti,ab.
17.	Opiate Substitution Treatment/ or *Opioid-related disorders/
18.	or/16-17
19.	letter/
20.	editorial/
21.	news/
22.	exp historical article/
23.	Anecdotes as Topic/
24.	comment/
25.	case report/
26.	(letter or comment*).ti.
27.	or/19-26
28.	randomized controlled trial/ or random*.ti,ab.
29.	27 not 28
30.	animals/ not humans/
31.	exp Animals, Laboratory/
32.	exp Animal Experimentation/
33.	exp Models, Animal/
34.	exp Rodentia/
35.	(rat or rats or mouse or mice or rodent*).ti.
36.	or/29-35
37.	(exp child/ or exp pediatrics/ or exp infant/) not (exp adolescent/ or exp adult/ or exp middle age/ or exp aged/)

38.	15 not (36 or 37)
39.	limit 38 to English language
40.	18 not (36 or 37)
41.	limit 40 to English language
42.	exp Narcotics/
43.	((analgesic* adj3 narcotic) or (opioid* or opiate*)).ti,ab.
44.	(alfentanil* or alphaprodine* or buprenorphine* or butorphanol* or codeine* or co-codamol* or dextromoramide* or dextropropoxyphene* or diamorphine* or dihydrocodeine* or dihydromorphine* or dipipanone* or ethylmorphine* or fentanyl* or heroin* or hydrocodone* or hydromorphone* or levorphanol* or meperidine* or meptazinol* or methadone* or morphine* or oxycodone* or oxymorphone* or papaveretum* or pentazocine* or pethidine* or phenazocine* or promedol* or remifentanil* or sufentanil* or tapentadol* or tilidine* or tramadol*).ti,ab.
45.	(z drug* or z hypnotic* or non-benzodiazepin* or nonbenzodiazepin* or imidazopyridines or cyclopyrrolones or pyrazolopyrimidines or zolpidem or zopiclone or eszopiclone or zaleplon).ti,ab.
46.	Zolpidem/ or Eszopiclone/
47.	(generation adj3 hypnotic*).ti,ab.
48.	exp Benzodiazepines/
49.	(benzodiazepin* or bzd or Alprazolam or Chlordiazepoxide or Clobazam or Clonazepam or Diazepam or Flurazepam or Loprazepam or Lorazepam or Lormetazepam or Midazolam or Nitrazepam or Olanzapine or Oxazepam or Temazepam).ti,ab.
50.	exp Antidepressive Agents/
51.	(antidepress* or anti depress* or thymoanaleptic* or thymoleptic* or MAOI* or "monoamine oxidase inhibit*" or "Norepinephrine and dopamine reuptake inhibit*" or NDRI* or "Selective serotonin reuptake inhibit*" or SSRI* or "Serotonin and norepinephrine reuptake inhibit*" or SNRI* or SNORI* or "Serotonin antagonist and reuptake inhibit*" or SARI* or "Reversible Monoamine Oxidase Inhibit*" or RIMA* or tricyclic* or TCA* or tetracyclic* or TeCA*).ti,ab.
52.	exp Flupenthixol/
53.	(Agomelatine or Aripiprazole or Benactyzine or Clorgyline or Deanol or Desvenlafaxine* or Duloxetine* or Flupenthixol or Iproniazid or Isocarboxazid or Levomilnacipran or Lithium* or Mirtazapine or Moclobemide or Nialamide or Phenelzine or Pizotyline or Quetiapine* or Reboxetine or Rolipram or Selegiline or Sertraline or Tranylcypramine or Vilazodone* or Vortioxetine).ti,ab.
54.	(5-Hydroxytryptophan or Amisulpride or Bupropion or Citalopram or Escitalopram or Fluoxetine or Fluvoxamine or Maprotiline or Mianserin or Paroxetine or Quipazine or Ritanserin or Sulpiride or Trazodone or Tryptophan or Venlafaxine or Viloxazine).ti,ab.
55.	(Amitriptyline or Amoxapine or Clomipramine or Desipramine or Dothiepin or Dosulepin or Doxepin or Imipramine or Iprindole or Lofepramine or Nefazodone or Nortriptyline or Opipramol or Protriptyline or Trimipramine).ti,ab.
56.	gabapentin/ or pregabalin/
57.	(gabapentin* or pregabalin*).ti,ab.
58.	or/42-57
59.	39 and 58
60.	41 or 59
61.	randomized controlled trial.pt.
62.	controlled clinical trial.pt.
63.	randomi#ed.ab.
64.	placebo.ab.

65.	randomly.ab.
66.	clinical trials as topic.sh.
67.	trial.ti.
68.	or/61-67
69.	Meta-Analysis/
70.	Meta-Analysis as Topic/
71.	(meta analy* or metanaly* or metaanaly* or meta regression).ti,ab.
72.	((systematic* or evidence*) adj2 (review* or overview*)).ti,ab.
73.	(reference list* or bibliograph* or hand search* or manual search* or relevant journals).ab.
74.	(search strategy or search criteria or systematic search or study selection or data extraction).ab.
75.	(search* adj4 literature).ab.
76.	(medline or pubmed or cochrane or embase or psychlit or psyclit or psychinfo or psycinfo or cinahl or science citation index or bids or cancerlit).ab.
77.	cochrane.jw.
78.	((multiple treatment* or indirect or mixed) adj2 comparison*).ti,ab.
79.	or/69-78
80.	Epidemiologic studies/
81.	Observational study/
82.	exp Cohort studies/
83.	(cohort adj (study or studies or analys* or data)).ti,ab.
84.	((follow up or observational or uncontrolled or non randomi#ed or epidemiologic*) adj (study or studies or data)).ti,ab.
85.	((longitudinal or retrospective or prospective) and (study or studies or review or analys* or cohort* or data)).ti,ab.
86.	Controlled Before-After Studies/
87.	Historically Controlled Study/
88.	Interrupted Time Series Analysis/
89.	(before adj2 after adj2 (study or studies or data)).ti,ab.
90.	exp case control study/
91.	case control*.ti,ab.
92.	Cross-sectional studies/
93.	(cross sectional and (study or studies or review or analys* or cohort* or data)).ti,ab.
94.	or/80-93
95.	Qualitative research/ or Narration/ or exp Interviews as Topic/ or exp Questionnaires/ or Health care surveys/
96.	(qualitative or interview* or focus group* or theme* or questionnaire* or survey*).ti,ab.
97.	(metasynthes* or meta-synthes* or metasummar* or meta-summar* or metastud* or meta-stud* or metathem* or meta-them* or ethno* or emic or etic or phenomenolog* or grounded theory or constant compar* or (thematic* adj3 analys*) or theoretical sampl* or purposive sampl* or hermeneutic* or heidegger* or husserl* or colaizzi* or van kaam* or van manen* or giorgi* or glaser* or strauss* or ricoeur* or spiegelberg* or merleau*).ti,ab.
98.	or/95-97
99.	60 and (68 or 79 or 94 or 98)

1.	*drug dependence/
2.	*withdrawal syndrome/
3.	exp inappropriate prescribing/
4.	deprescription/
5.	exp prescription drug misuse/
6.	medication therapy management/
7.	((over* or inappropriate or misus* or abuse* or abusing or long* term or longterm or short* term or short term or abstinen* or abstain* or stop* or cessat* or reduc* or taper* or discontinu* or safe* or manag* or withdraw* or depend*) adj2 (drug* or medicine* or medicat* or medical* or pharm*)).ti,ab.
8.	((over* or inappropriate or misus* or abuse* or abusing or long* term or longterm or short* term or short term or abstinen* or abstain* or stop* or cessat* or reduc* or taper* or discontinu* or safe* or manag* or withdraw*) adj3 (prescription* or prescrib*)).ti,ab.
9.	(addict* adj3 (prescription* or prescrib* or medicat* or medicine* or medical* or pharm*)).ti,ab.
10.	(deprescription* or de-prescription* or deprescrib* or de-prescrib*).ti,ab.
11.	((therap* or treat*) adj2 (manag* or substit*)).ti,ab.
12.	((withdraw* or abstinen* or abstain* or stop* or cessat* or reduc* or taper* or discontinu*) adj2 symptom*).ti,ab.
13.	((drug* or medic*) adj2 (prescription* or prescrib*)).ti,ab.
14.	or/1-13
15.	((withdraw* or prescription* or prescrib*) adj2 (opioid* or opiate*)).ti,ab.
16.	*benzodiazepine dependence/
17.	Opiate Substitution Treatment/
18.	or/15-17
19.	letter.pt. or letter/
20.	note.pt.
21.	editorial.pt.
22.	case report/ or case study/
23.	(letter or comment*).ti.
24.	or/19-23
25.	randomized controlled trial/ or random*.ti,ab.
26.	24 not 25
27.	animal/ not human/
28.	nonhuman/
29.	exp Animal Experiment/
30.	exp Experimental Animal/
31.	animal model/
32.	exp Rodent/
33.	(rat or rats or mouse or mice or rodent*).ti.
34.	or/26-33
35.	(exp child/ or exp pediatrics/) not (exp adult/ or exp adolescent/)
36.	14 not (34 or 35)
37.	limit 36 to English language
38.	18 not (34 or 35)

39.	limit 38 to English language
40.	*narcotic agent/
41.	*alprazolam/ or *buprenorphine/ or *codeine/ or *dextromoramide/ or *dextropropoxyphene/ or *diamorphine/ or *dihydrocodeine/ or *dihydromorphine/ or *dipipanone/ or *ethylmorphine/ or *hydrocodone/ or *hydromorphone/ or *levorphanol/ or *methadone/ or *morphine/ or *oxycodone/ or *pethidine/ or *tapentadol/ or *tilidine/
42.	*alfentanil/ or *butorphanol/ or *cocodamol/ or *fentanyl/ or *meptazinol/ or *oxymorphone/ or *opiate/ or *pentazocine/ or *phenazocine/ or *remifentanil/ or *sufentanil/ or *tramadol/ or *trimeperidine/
43.	((analgesic* adj3 narcotic) or (opioid* or opiate*)).ti,ab.
44.	(alfentanil* or alprazolam* or buprenorphine* or butorphanol* or codeine* or cocodamol* or dextromoramide* or dextropropoxyphene* or diamorphine* or dihydrocodeine* or dihydromorphine* or dipipanone* or ethylmorphine* or fentanyl* or heroin* or hydrocodone* or hydromorphone* or levorphanol* or meperidine* or meptazinol* or methadone* or morphine* or oxycodone* or oxymorphone* or papaveretum* or pentazocine* or pethidine* or phenazocine* or promedol* or remifentanil* or sufentanil* or tapentadol* or tilidine* or tramadol*).ti,ab.
45.	(z drug* or z hypnotic* or non-benzodiazepin* or nonbenzodiazepin* or imidazopyridines or cyclopyrrolones or pyrazolopyrimidines or zolpidem or zopiclone or eszopiclone or zaleplon).ti,ab.
46.	*zolpidem/ or *zopiclone/ or *eszopiclone/ or *zaleplon/
47.	(generation adj3 hypnotic*).ti,ab.
48.	*benzodiazepine derivative/ or *alprazolam/ or *benzodiazepine/ or *chlordiazepoxide/ or *clobazam/ or *clonazepam/ or *diazepam/ or *flurazepam/ or *loprazolam/ or *lorazepam/ or *lormetazepam/ or *midazolam/ or *nitrazepam/ or *olanzapine/ or *oxazepam/ or *temazepam/
49.	(benzodiazepin* or bzd or Alprazolam or Chlordiazepoxide or Clobazam or Clonazepam or Diazepam or Flurazepam or Loprazolam or Lorazepam or Lormetazepam or Midazolam or Nitrazepam or Olanzapine or Oxazepam or Temazepam).ti,ab.
50.	exp *antidepressant agent/
51.	(antidepress* or anti depress* or thymoanaleptic* or thymoleptic* or MAOI* or "monoamine oxidase inhibit*" or "Norepinephrine and dopamine reuptake inhibit*" or NDRI* or "Selective serotonin reuptake inhibit*" or SSRI* or "Serotonin and norepinephrine reuptake inhibit*" or SNRI* or SNORI* or "Serotonin antagonist and reuptake inhibit*" or SARI* or "Reversible Monoamine Oxidase Inhibit*" or RIMA* or tricyclic* or TCA* or tetracyclic* or TeCA*).ti,ab.
52.	*flupentixol/
53.	(Agomelatine or Aripiprazole or Benactyzine or Clorgyline or Deanol or Desvenlafaxine* or Duloxetine* or Flupentixol or Iproniazid or Isocarboxazid or Levomilnacipran or Lithium* or Mirtazapine or Moclobemide or Nialamide or Phenelzine or Pizotyline or Quetiapine* or Reboxetine or Rolipram or Selegiline or Sertraline or Tranylcypromine or Vilazodone* or Vortioxetine).ti,ab.
54.	(5-Hydroxytryptophan or Amisulpride or Bupropion or Citalopram or Escitalopram or Fluoxetine or Fluvoxamine or Maprotiline or Mianserin or Paroxetine or Quipazine or Ritanserine or Sulpiride or Trazodone or Tryptophan or Venlafaxine or Viloxazine).ti,ab.
55.	(Amitriptyline or Amoxapine or Clomipramine or Desipramine or Dothiepin or Dosulepin or Doxepin or Imipramine or Iprindole or Lofepramine or Nefazodone or Nortriptyline or Opipramol or Protriptyline or Trimipramine).ti,ab.
56.	*pregabalin/ or *gabapentin/
57.	(gabapentin* or pregabalin*).ti,ab.
58.	or/40-57
59.	37 and 58

60.	39 or 59
61.	random*.ti,ab.
62.	factorial*.ti,ab.
63.	(crossover* or cross over*).ti,ab.
64.	((doubl* or singl*) adj blind*).ti,ab.
65.	(assign* or allocat* or volunteer* or placebo*).ti,ab.
66.	crossover procedure/
67.	single blind procedure/
68.	randomized controlled trial/
69.	double blind procedure/
70.	or/61-69
71.	systematic review/
72.	Meta-Analysis/
73.	(meta analy* or metanaly* or metaanaly* or meta regression).ti,ab.
74.	((systematic* or evidence*) adj3 (review* or overview*)).ti,ab.
75.	(reference list* or bibliograph* or hand search* or manual search* or relevant journals).ab.
76.	(search strategy or search criteria or systematic search or study selection or data extraction).ab.
77.	(search* adj4 literature).ab.
78.	(medline or pubmed or cochrane or embase or psychlit or psychlit or psychinfo or psycinfo or cinahl or science citation index or bids or cancerlit).ab.
79.	cochrane.jw.
80.	((multiple treatment* or indirect or mixed) adj2 comparison*).ti,ab.
81.	or/71-80
82.	Clinical study/
83.	Observational study/
84.	family study/
85.	longitudinal study/
86.	retrospective study/
87.	prospective study/
88.	cohort analysis/
89.	follow-up/
90.	cohort*.ti,ab.
91.	89 and 90
92.	(cohort adj (study or studies or analys* or data)).ti,ab.
93.	((follow up or observational or uncontrolled or non randomi#ed or epidemiologic*) adj (study or studies or data)).ti,ab.
94.	((longitudinal or retrospective or prospective) and (study or studies or review or analys* or cohort* or data)).ti,ab.
95.	(before adj2 after adj2 (study or studies or data)).ti,ab.
96.	exp case control study/
97.	case control*.ti,ab.
98.	cross-sectional study/
99.	(cross sectional and (study or studies or review or analys* or cohort* or data)).ti,ab.

100.	or/82-88,91-99
101.	health survey/ or exp questionnaire/ or exp interview/ or qualitative research/ or narrative/
102.	(qualitative or interview* or focus group* or theme* or questionnaire* or survey*).ti,ab.
103.	(metasynthes* or meta-synthes* or metasummar* or meta-summar* or metastud* or meta-stud* or metathem* or meta-them* or ethno* or emic or etic or phenomenolog* or grounded theory or constant compar* or (thematic* adj3 analys*) or theoretical sampl* or purposive sampl* or hermeneutic* or heidegger* or husserl* or colaizzi* or van kaam* or van manen* or giorgi* or glaser* or strauss* or ricoeur* or spiegelberg* or merleau*).ti,ab.
104.	or/101-103
105.	60 and (70 or 81 or 100 or 104)

1

Cochrane Library (Wiley) search terms

#1.	MeSH descriptor: [Substance-Related Disorders] this term only
#2.	MeSH descriptor: [Narcotic-Related Disorders] this term only
#3.	MeSH descriptor: [Substance Withdrawal Syndrome] this term only
#4.	MeSH descriptor: [Inappropriate Prescribing] explode all trees
#5.	MeSH descriptor: [Medical Overuse] this term only
#6.	MeSH descriptor: [Deprescriptions] 1 tree(s) exploded
#7.	MeSH descriptor: [Prescription Drug Misuse] explode all trees
#8.	MeSH descriptor: [Medication Therapy Management] this term only
#9.	((over* or inappropriate or misus* or abuse* or abusing or long* term or longterm or short* term or short term or abstinen* or abstain* or stop* or cessat* or reduc* or taper* or discontinu* or safe* or manag* or withdraw* or depend*) NEAR/2 (drug* or medicine* or medicat* or medical* or pharm*)):ti,ab
#10.	((over* or inappropriate or misus* or abuse* or abusing or long* term or longterm or short* term or short term or abstinen* or abstain* or stop* or cessat* or reduc* or taper* or discontinu* or safe* or manag* or withdraw*) NEAR/3 (prescription* or prescrib*)):ti,ab
#11.	(addict* NEAR/3 (prescription* or prescrib* or medicat* or medicine* or medical* or pharm*)):ti,ab
#12.	(deprescription* or de-prescription* or deprescrib* or de-prescrib*):ti,ab
#13.	((therap* or treat*) NEAR/2 (manag* or substit*)):ti,ab
#14.	((withdraw* or abstinen* or abstain* or stop* or cessat* or reduc* or taper* or discontinu*) NEAR/2 symptom*):ti,ab
#15.	((drug* or medic*) NEAR/2 (prescription* or prescrib*)):ti,ab
#16.	(OR #1-#15)
#17.	((withdraw* or prescription* or prescrib*) near/2 (opioid* or opiate*)):ti,ab
#18.	MeSH descriptor: [Opiate Substitution Treatment] this term only
#19.	MeSH descriptor: [Opioid-Related Disorders] this term only
#20.	MeSH descriptor: [Narcotics] explode all trees
#21.	(OR #17-#20)
#22.	((analgesic* NEAR/3 narcotic NEAR/3 agent*) or (opioid* or opiate*)):ti,ab
#23.	(alfentanil* or alphaprodine* or buprenorphine* or butorphanol* or codeine* or co-codamol* or dextromoramide* or dextropropoxyphene* or diamorphine* or dihydrocodeine* or dihydromorphine* or dipipanone* or ethylmorphine* or fentanyl* or heroin* or hydrocodone* or hydromorphone* or levorphanol* or meperidine* or meptazinol* or methadone* or morphine* or oxycodone* or oxymorphone* or papaveretum* or pentazocine* or pethidine* or phenazocine* or promedol* or remifentanil* or sufentanil* or tapentadol* or tilidine* or tramadol*):ti,ab

#24.	(z drug* or z hypnotic* or non-benzodiazepin* or nonbenzodiazepin* or imidazopyridines or cyclopyrrolones or pyrazolopyrimidines or zolpidem or zopiclone or eszopiclone or zaleplon):ti,ab
#25.	MeSH descriptor: [Zolpidem] this term only
#26.	MeSH descriptor: [Eszopiclone] this term only
#27.	(generation NEAR/3 hypnotic*):ti,ab
#28.	MeSH descriptor: [Benzodiazepines] explode all trees
#29.	(benzodiazepin* or bzd or Alprazolam or Chlordiazepoxide or Clobazam or Clonazepam or Diazepam or Flurazepam or Loprazolam or Lorazepam or Lormetazepam or Midazolam or Nitrazepam or Olanzapine or Oxazepam or Temazepam):ti,ab
#30.	MeSH descriptor: [Antidepressive Agents] explode all trees
#31.	(antidepress* or anti depress* or thymoanaleptic* or thymoleptic* or MAOI* or "monoamine oxidase inhibit*" or "Norepinephrine and dopamine reuptake inhibit*" or NDRI* or "Selective serotonin reuptake inhibit*" or SSRI* or "Serotonin and norepinephrine reuptake inhibit*" or SNRI* or SNORI* or "Serotonin antagonist and reuptake inhibit*" or SARI* or "Reversible Monoamine Oxidase Inhibit*" or RIMA* or tricyclic* or TCA* or tetracyclic* or TeCA*):ti,ab
#32.	MeSH descriptor: [Flupenthixol] explode all trees
#33.	(Agomelatine or Aripiprazole or Benactyzine or Clorgyline or Deanol or Desvenlafaxine* or Duloxetine* or Flupentixol or Iproniazid or Isocarboxazid or Levomilnacipran or Lithium* or Mirtazapine or Moclobemide or Nialamide or Phenelzine or Pizotyline or Quetiapine* or Reboxetine or Rolipram or Selegiline or Sertraline or Tranylcypromine or Vilazodone* or Vortioxetine):ti,ab
#34.	(5 Hydroxytryptophan or Amisulpride or Bupropion or Citalopram or Escitalopram or Fluoxetine or Fluvoxamine or Maprotiline or Mianserin or Paroxetine or Quipazine or Ritanserine or Sulpiride or Trazodone or Tryptophan or Venlafaxine or Viloxazine):ti,ab
#35.	(Amitriptyline or Amoxapine or Clomipramine or Desipramine or Dothiepin or Dosulepin or Doxepin or Imipramine or Iprindole or Lofepramine or Nefazodone or Nortriptyline or Opipramol or Protriptyline or Trimipramine):ti,ab
#36.	MeSH descriptor: [Gabapentin] this term only
#37.	MeSH descriptor: [Pregabalin] this term only
#38.	(gabapentin* or pregabalin*):ti,ab
#39.	(OR #22-#38)
#40.	#16 AND #39
#41.	#21 or #40

1

Epistemonikos search terms

1.	(advanced_title_en:(("over prescribe" OR "over prescribes" OR "over prescribing" OR "appropriate prescribing" OR "inappropriate prescribing" OR "safe prescribing" OR withdraw* OR depend* OR "inappropriate medication" OR misuse OR misuses OR overuse OR overuses)) OR advanced_abstract_en:(("over prescribe" OR "over prescribes" OR "over prescribing" OR "appropriate prescribing" OR "inappropriate prescribing" OR "safe prescribing" OR withdraw* OR depend* OR "inappropriate medication" OR misuse OR misuses OR overuse OR overuses)))) OR advanced_abstract_en:(("advanced_title_en:(("over prescribe" OR "over prescribes" OR "over prescribing" OR "appropriate prescribing" OR "inappropriate prescribing" OR "safe prescribing" OR withdraw* OR depend* OR "inappropriate medication" OR misuse OR misuses OR overuse OR overuses)) OR advanced_abstract_en:(("over prescribe" OR "over prescribes" OR "over prescribing" OR "appropriate prescribing" OR "inappropriate prescribing" OR "safe prescribing" OR withdraw* OR depend* OR "inappropriate medication" OR misuse OR misuses OR overuse OR overuses)))))) AND (advanced_title_en:(("opioid*" OR opiate* OR narcotic* OR alfentanil* OR alphaprodine* OR buprenorphine* OR butorphanol* OR codeine* OR co-codamol* OR dextromoramide* OR dextropropoxyphene* OR diamorphine* OR dihydrocodeine* OR
----	---

	<p>dihydromorphine* OR dipipanone* OR ethylmorphine* OR fentanyl* OR heroin* OR hydrocodone* OR hydromorphone* OR levorphanol* OR meperidine* OR meptazinol* OR methadone* OR morphine* OR oxycodone* OR oxymorphone* OR papaveretum* OR pentazocine* OR pethidine* OR phenazocine* OR promedol* OR remifentanyl* OR sufentanyl* OR tapentadol* OR tilidine* OR tramadol* OR z drug* OR z hypnotic* OR non-benzodiazepin* OR nonbenzodiazepin* OR imidazopyridines OR cyclopyrrolones OR pyrazolopyrimidines OR zolpidem OR zopiclone OR eszopiclone OR zaleplon OR benzodiazepin* OR bzd OR Alprazolam OR Chlordiazepoxide OR Clobazam OR Clonazepam OR Diazepam OR Flurazepam OR Loprazolam OR Lorazepam OR Lormetazepam OR Midazolam OR Nitrazepam OR Olanzapine OR Oxazepam OR Temazepam OR antidepress* OR anti depress* OR thymoanaleptic* OR thymoleptic* OR MAOI* OR NDRI* OR SSRI* OR SNRI* OR SNORI* OR SARI* OR RIMA* OR tricyclic* OR TCA* OR tetracyclic* OR TeCA* OR Agomelatine OR Aripiprazole OR Benactyzine OR Clorgyline OR Deanol OR Desvenlafaxine* OR Duloxetine* OR Flupentixol OR Iproniazid OR Isocarboxazid OR Levomilnacipran OR Lithium* OR Mirtazapine OR Moclobemide OR Nialamide OR Phenelzine OR Pizotyline OR Quetiapine* OR Reboxetine OR Rolipram OR Selegiline OR Sertraline OR Tranlycypromine OR Vilazodone* OR Vortioxetine OR 5-Hydroxytryptophan OR Amisulpride OR Bupropion OR Citalopram OR Escitalopram OR Fluoxetine OR Fluvoxamine OR Maprotiline OR Mianserin OR Paroxetine OR Quipazine OR Ritanserin OR Sulpiride OR Trazodone OR Tryptophan OR Venlafaxine OR Viloxazine OR Amitriptyline OR Amoxapine OR Clomipramine OR Desipramine OR Dothiepin OR Dosulepin OR Doxepin OR Imipramine OR Iprindole OR Lofepramine OR Nefazodone OR Nortriptyline OR Opipramol OR Protriptyline OR Trimipramine OR gabapentin* OR pregabalin*)) OR advanced_abstract_en:(opioid* OR opiate* OR narcotic* OR alfentanil* OR alphaprodine* OR buprenorphine* OR butorphanol* OR codeine* OR co-codamol* OR dextromoramide* OR dextropropoxyphene* OR diamorphine* OR dihydrocodeine* OR dihydromorphine* OR dipipanone* OR ethylmorphine* OR fentanyl* OR heroin* OR hydrocodone* OR hydromorphone* OR levorphanol* OR meperidine* OR meptazinol* OR methadone* OR morphine* OR oxycodone* OR oxymorphone* OR papaveretum* OR pentazocine* OR pethidine* OR phenazocine* OR promedol* OR remifentanyl* OR sufentanyl* OR tapentadol* OR tilidine* OR tramadol* OR z drug* OR z hypnotic* OR non-benzodiazepin* OR nonbenzodiazepin* OR imidazopyridines OR cyclopyrrolones OR pyrazolopyrimidines OR zolpidem OR zopiclone OR eszopiclone OR zaleplon OR benzodiazepin* OR bzd OR Alprazolam OR Chlordiazepoxide OR Clobazam OR Clonazepam OR Diazepam OR Flurazepam OR Loprazolam OR Lorazepam OR Lormetazepam OR Midazolam OR Nitrazepam OR Olanzapine OR Oxazepam OR Temazepam OR antidepress* OR anti depress* OR thymoanaleptic* OR thymoleptic* OR MAOI* OR NDRI* OR SSRI* OR SNRI* OR SNORI* OR SARI* OR RIMA* OR tricyclic* OR TCA* OR tetracyclic* OR TeCA* OR Agomelatine OR Aripiprazole OR Benactyzine OR Clorgyline OR Deanol OR Desvenlafaxine* OR Duloxetine* OR Flupentixol OR Iproniazid OR Isocarboxazid OR Levomilnacipran OR Lithium* OR Mirtazapine OR Moclobemide OR Nialamide OR Phenelzine OR Pizotyline OR Quetiapine* OR Reboxetine OR Rolipram OR Selegiline OR Sertraline OR Tranlycypromine OR Vilazodone* OR Vortioxetine OR 5-Hydroxytryptophan OR Amisulpride OR Bupropion OR Citalopram OR Escitalopram OR Fluoxetine OR Fluvoxamine OR Maprotiline OR Mianserin OR Paroxetine OR Quipazine OR Ritanserin OR Sulpiride OR Trazodone OR Tryptophan OR Venlafaxine OR Viloxazine OR Amitriptyline OR Amoxapine OR Clomipramine OR Desipramine OR Dothiepin OR Dosulepin OR Doxepin OR Imipramine OR Iprindole OR Lofepramine OR Nefazodone OR Nortriptyline OR Opipramol OR Protriptyline OR Trimipramine OR gabapentin* OR pregabalin*))</p>
--	--

1

Health and evidence

1.	<p>[("over prescribe" OR "over prescribes" OR "over prescribing" OR "appropriate prescribing" OR "inappropriate prescribing" OR "safe prescribing" OR withdraw* OR depend* OR "inappropriate medication" OR misuse OR misuses OR overuse OR overuses) OR abstract:(("over prescribe" OR "over prescribes" OR "over prescribing" OR "appropriate prescribing" OR "inappropriate prescribing" OR "safe prescribing" OR withdraw* OR depend* OR "inappropriate medication" OR misuse OR misuses OR</p>
----	---

	overuse OR overuses)) AND ((opioid* OR opiate* OR narcotic* OR alfentanil* OR alphaprodine* OR buprenorphine* OR butorphanol* OR codeine* OR co-codamol* OR dextromoramide* OR dextropropoxyphene* OR diamorphine* OR dihydrocodeine* OR dihydromorphine* OR dipipanone* OR ethylmorphine* OR fentanyl* OR heroin* OR hydrocodone* OR hydromorphone* OR levorphanol* OR meperidine* OR meptazinol* OR methadone* OR morphine* OR oxycodone* OR oxymorphone* OR papaveretum* OR pentazocine* OR pethidine* OR phenazocine* OR promedol* OR remifentanil* OR sufentanil* OR tapentadol* OR tilidine* OR tramadol* OR z drug* OR z hypnotic* OR non-benzodiazepin* OR nonbenzodiazepin* OR imidazopyridines OR cyclopyrrolones OR pyrazolopyrimidines OR zolpidem OR zopiclone OR eszopiclone OR zaleplon OR benzodiazepin* OR bzd OR Alprazolam OR Chlordiazepoxide OR Clobazam OR Clonazepam OR Diazepam OR Flurazepam OR Loprazolam OR Lorazepam OR Lormetazepam OR Midazolam OR Nitrazepam OR Olanzapine OR Oxazepam OR Temazepam OR antidepress* OR anti depress* OR thymoanaleptic* OR thymoleptic* OR MAOI* OR NDRI* OR SSRI* OR SNRI* OR SNORI* OR SARI* OR RIMA* OR tricyclic* OR TCA* OR tetracyclic* OR TeCA* OR Agomelatine OR Aripiprazole OR Benactyzine OR Clorgyline OR Deanol OR Desvenlafaxine* OR Duloxetine* OR Flupentixol OR Iproniazid OR Isocarboxazid OR Levomilnacipran OR Lithium* OR Mirtazapine OR Moclobemide OR Nialamide OR Phenelzine OR Pizotyline OR Quetiapine* OR Reboxetine OR Rolipram OR Selegiline OR Sertraline OR Tranylcypromine OR Vilazodone* OR Vortioxetine OR 5-Hydroxytryptophan OR Amisulpride OR Bupropion OR Citalopram OR Escitalopram OR Fluoxetine OR Fluvoxamine OR Maprotiline OR Mianserin OR Paroxetine OR Quipazine OR Ritanserin OR Sulpiride OR Trazodone OR Tryptophan OR Venlafaxine OR Viloxazine OR Amitriptyline OR Amoxapine OR Clomipramine OR Desipramine OR Dothiepin OR Dosulepin OR Doxepin OR Imipramine OR Iprindole OR Lofepamine OR Nefazodone OR Nortriptyline OR Opipramol OR Protriptyline OR Trimipramine OR gabapentin* OR pregabalin*]]]
--	---

1

CINAHL (EBSCO) search terms

S1.	(MH "Substance Use Disorders") OR (MH "Substance Withdrawal Syndrome") OR (MH "Inappropriate Prescribing") OR (MH "Drugs, Prescription")
S2.	TI ((over* or inappropriate or misus* or abuse* or abusing or long* term or longterm or short* term or short term or abstinen* or abstain* or stop* or cessat* or reduc* or taper* or discontinu* or safe* or manag* or withdraw* or depend*) n2 (drug* or medicine* or medicat* or medical* or pharm*))
S3.	AB ((over* or inappropriate or misus* or abuse* or abusing or long* term or longterm or short* term or short term or abstinen* or abstain* or stop* or cessat* or reduc* or taper* or discontinu* or safe* or manag* or withdraw* or depend*) n2 (drug* or medicine* or medicat* or medical* or pharm*))
S4.	TI ((over* or inappropriate or misus* or abuse* or abusing or long* term or longterm or short* term or short term or abstinen* or abstain* or stop* or cessat* or reduc* or taper* or discontinu* or safe* or manag* or withdraw* or innapropriate) n3 (prescription* or prescrib*))
S5.	AB ((over* or inappropriate or misus* or abuse* or abusing or long* term or longterm or short* term or short term or abstinen* or abstain* or stop* or cessat* or reduc* or taper* or discontinu* or safe* or manag* or withdraw* or innapropriate) n3 (prescription* or prescrib*))
S6.	TI (addict* n3 (prescription* or prescrib* or medicat* or medicine* or medical* or pharm*))
S7.	AB (addict* n3 (prescription* or prescrib* or medicat* or medicine* or medical* or pharm*))
S8.	TI (deprescription* or de-prescription* or deprescrib* or de-prescrib*)
S9.	AB (deprescription* or de-prescription* or deprescrib* or de-prescrib*)
S10.	TI ((therap* or treat*) n2 (manag* or substit*))
S11.	AB ((therap* or treat*) n2 (manag* or substit*))

S12.	TI ((withdraw* or abstinen* or abstain* or stop* or cessat* or reduc* or taper* or discontinu*) n2 symptom*)
S13.	AB ((withdraw* or abstinen* or abstain* or stop* or cessat* or reduc* or taper* or discontinu*) n2 symptom*)
S14.	S1 OR S2 OR S3 OR S4 OR S5 OR S6 OR S7 OR S8 OR S9 OR S10 OR S11 OR S12 OR S13
S15.	PT anecdote or PT audiovisual or PT bibliography or PT biography or PT book or PT book review or PT brief item or PT cartoon or PT commentary or PT computer program or PT editorial or PT games or PT glossary or PT historical material or PT interview or PT letter or PT listservs or PT masters thesis or PT obituary or PT pamphlet or PT pamphlet chapter or PT pictorial or PT poetry or PT proceedings or PT "questions and answers" or PT response or PT software or PT teaching materials or PT website
S16.	S14 NOT S15
S17.	(MH "Narcotics+") OR (MH "Antianxiety Agents, Benzodiazepine+") OR (MH "Antidepressive Agents+") OR (MH "Antidepressive Agents, Second Generation+") OR (MH "Antidepressive Agents, Tricyclic+") OR (MH "Zolpidem") OR (MH "Eszopiclone") OR (MH "Analgesics, Opioid+")
S18.	TI ((analgesic* n3 narcotic n3 agent*) or (opioid* or opiate*))
S19.	AB ((analgesic* n3 narcotic n3 agent*) or (opioid* or opiate*))
S20.	TI (alfentanil* or alphaprodine* or buprenorphine* or butorphanol* or codeine* or co-codamol* or dextromoramide* or dextropropoxyphene* or diamorphine* or dihydrocodeine* or dihydromorphine* or dipipanone* or ethylmorphine* or fentanyl* or heroin* or hydrocodone* or hydromorphone* or levorphanol* or meperidine* or meptazinol* or methadone* or morphine* or oxycodone* or oxymorphone* or papaveretum* or pentazocine* or pethidine* or phenazocine* or promedol* or remifentanil* or sufentanil* or tapentadol* or tilidine* or tramadol*)
S21.	AB (alfentanil* or alphaprodine* or buprenorphine* or butorphanol* or codeine* or co-codamol* or dextromoramide* or dextropropoxyphene* or diamorphine* or dihydrocodeine* or dihydromorphine* or dipipanone* or ethylmorphine* or fentanyl* or heroin* or hydrocodone* or hydromorphone* or levorphanol* or meperidine* or meptazinol* or methadone* or morphine* or oxycodone* or oxymorphone* or papaveretum* or pentazocine* or pethidine* or phenazocine* or promedol* or remifentanil* or sufentanil* or tapentadol* or tilidine* or tramadol*)
S22.	TI (z drug* or z hypnotic* or non-benzodiazepin* or nonbenzodiazepin* or imidazopyridines or cyclopyrrolones or pyrazolopyrimidines or zolpidem or zopiclone or eszopiclone or zaleplon)
S23.	AB (z drug* or z hypnotic* or non-benzodiazepin* or nonbenzodiazepin* or imidazopyridines or cyclopyrrolones or pyrazolopyrimidines or zolpidem or zopiclone or eszopiclone or zaleplon)
S24.	TI (generation n3 hypnotic*)
S25.	AB (generation n3 hypnotic*)
S26.	TI (benzodiazepin* or bzd or Alprazolam or Chlordiazepoxide or Clobazam or Clonazepam or Diazepam or Flurazepam or Loprazolam or Lorazepam or Lormetazepam or Midazolam or Nitrazepam or Olanzapine or Oxazepam or Temazepam)
S27.	AB (benzodiazepin* or bzd or Alprazolam or Chlordiazepoxide or Clobazam or Clonazepam or Diazepam or Flurazepam or Loprazolam or Lorazepam or Lormetazepam or Midazolam or Nitrazepam or Olanzapine or Oxazepam or Temazepam)
S28.	TI (antidepress* or anti depress* or thymoanaleptic* or thymoleptic* or MAOI* or "monoamine oxidase inhibit*" or "Norepinephrine and dopamine reuptake inhibit*" or NDRI* or "Selective serotonin reuptake inhibit*" or SSRI* or "Serotonin and norepinephrine reuptake inhibit*" or SNRI* or SNORI* or "Serotonin antagonist and reuptake inhibit*" or SARI* or "Reversible Monoamine Oxidase Inhibit*" or RIMA* or tricyclic* or TCA* or tetracyclic* or TeCA*)

S29.	AB (antidepress* or anti depress* or thymoanaleptic* or thymoleptic* or MAOI* or "monoamine oxidase inhibit*" or "Norepinephrine and dopamine reuptake inhibit*" or NDRI* or "Selective serotonin reuptake inhibit*" or SSRI* or "Serotonin and norepinephrine reuptake inhibit*" or SNRI* or SNORI* or "Serotonin antagonist and reuptake inhibit*" or SARI* or "Reversible Monoamine Oxidase Inhibit*" or RIMA* or tricyclic* or TCA* or tetracyclic* or TeCA*)
S30.	TI (Agomelatine or Aripiprazole or Benactyzine or Clorgyline or Deanol or Desvenlafaxine* or Duloxetine* or Flupentixol or Iproniazid or Isocarboxazid or Levomilnacipran or Lithium* or Mirtazapine or Moclobemide or Nialamide or Phenelzine or Pizotyline or Quetiapine* or Reboxetine or Rolipram or Selegiline or Sertraline or Tranylcypromine or Vilazodone* or Vortioxetine)
S31.	AB (Agomelatine or Aripiprazole or Benactyzine or Clorgyline or Deanol or Desvenlafaxine* or Duloxetine* or Flupentixol or Iproniazid or Isocarboxazid or Levomilnacipran or Lithium* or Mirtazapine or Moclobemide or Nialamide or Phenelzine or Pizotyline or Quetiapine* or Reboxetine or Rolipram or Selegiline or Sertraline or Tranylcypromine or Vilazodone* or Vortioxetine)
S32.	TI (5-Hydroxytryptophan or Amisulpride or Bupropion or Citalopram or Escitalopram or Fluoxetine or Fluvoxamine or Maprotiline or Mianserin or Paroxetine or Quipazine or Ritanserin or Sulpiride or Trazodone or Tryptophan or Venlafaxine or Viloxazine)
S33.	AB (5-Hydroxytryptophan or Amisulpride or Bupropion or Citalopram or Escitalopram or Fluoxetine or Fluvoxamine or Maprotiline or Mianserin or Paroxetine or Quipazine or Ritanserin or Sulpiride or Trazodone or Tryptophan or Venlafaxine or Viloxazine)
S34.	TI (Amitriptyline or Amoxapine or Clomipramine or Desipramine or Dothiepin or Dosulepin or Doxepin or Imipramine or Iprindole or Lofepramine or Nefazodone or Nortriptyline or Opipramol or Protriptyline or Trimipramine)
S35.	AB (Amitriptyline or Amoxapine or Clomipramine or Desipramine or Dothiepin or Dosulepin or Doxepin or Imipramine or Iprindole or Lofepramine or Nefazodone or Nortriptyline or Opipramol or Protriptyline or Trimipramine)
S36.	(MH "Gabapentin") OR (MH "Pregabalin")
S37.	TI (gabapentin* or pregabalin*)
S38.	AB (gabapentin* or pregabalin*)
S39.	S17 OR S18 OR S19 OR S20 OR S21 OR S22 OR S23 OR S24 OR S25 OR S26 OR S27 OR S28 OR S29 OR S30 OR S31 OR S32 OR S33 OR S34 OR S35 OR S36 OR S37 OR S38
S40.	S16 AND S39
S41.	TI ((withdraw* or prescription* or prescrib*) n2 opi*) OR AB ((withdraw* or prescription* or prescrib*) n2 opi*)
S42.	S40 OR S41
S43.	(MH "Qualitative Studies+")
S44.	(MH "Qualitative Validity+")
S45.	(MH "Interviews+") OR (MH "Focus Groups") OR (MH "Surveys") OR (MH "Questionnaires+")
S46.	(qualitative or interview* or focus group* or theme* or questionnaire* or survey*)
S47.	(metasynthes* or meta-synthes* or metasummar* or meta-summar* or metastud* or meta-stud* or metathem* or meta-them* or ethno* or emic or etic or phenomenolog* or grounded theory or constant compar* or (thematic* adj3 analys*) or theoretical sampl* or purposive sampl* or hermeneutic* or heidegger* or husserl* or colaizzi* or van kaam* or van manen* or giorgi* or glaser* or strauss* or ricoeur* or spiegelberg* or merleau*)
S48.	S42 OR S43 OR S44 OR S45 OR S46
S49.	S42 and S48

1.	"Substance Use Disorder"/ or "Substance Related and Addictive Disorders"/ or Prescription Drug Misuse/ or Drug Withdrawal/
2.	((over* or inappropriate or misus* or abuse* or abusing or long* term or longterm or short* term or short term or abstinen* or abstain* or stop* or cessat* or reduc* or taper* or discontinu* or safe* or manag* or withdraw* or depend*) adj2 (drug* or medicine* or medicat* or medical* or pharm*)).ti,ab.
3.	((over* or inappropriate or misus* or abuse* or abusing or long* term or longterm or short* term or short term or abstinen* or abstain* or stop* or cessat* or reduc* or taper* or discontinu* or safe* or manag* or withdraw* or innaproprate) adj3 (prescription* or prescrib*)).ti,ab.
4.	(addict* adj3 (prescription* or prescrib* or medicat* or medicine* or medical* or pharm*)).ti,ab.
5.	(deprescription* or de-prescription* or deprescrib* or de-prescrib*).ti,ab.
6.	((therap* or treat*) adj2 (manag* or substit*)).ti,ab.
7.	((drug* or medic*) adj2 (prescription* or prescrib*)).ti,ab.
8.	((withdraw* or abstinen* or abstain* or stop* or cessat* or reduc* or taper* or discontinu*) adj2 symptom*).ti,ab.
9.	or/1-8
10.	((withdraw* or prescription* or prescrib*) adj2 opi*).ti,ab.
11.	"opioid use disorder"/
12.	10 or 11
13.	exp narcotic drugs/
14.	((analgesic* adj3 narcotic) or (opioid* or opiate*)).ti,ab.
15.	(alfentanil* or alphaprodine* or buprenorphine* or butorphanol* or codeine* or co-codamol* or dextromoramide* or dextropropoxyphene* or diamorphine* or dihydrocodeine* or dihydromorphine* or dipipanone* or ethylmorphine* or fentanyl* or heroin* or hydrocodone* or hydromorphone* or levorphanol* or meperidine* or meptazinol* or methadone* or morphine* or oxycodone* or oxymorphone* or papaveretum* or pentazocine* or pethidine* or phenazocine* or promedol* or remifentanil* or sufentanil* or tapentadol* or tilidine* or tramadol*).ti,ab.
16.	(z drug* or z hypnotic* or non-benzodiazepin* or nonbenzodiazepin* or imidazopyridines or cyclopyrrolones or pyrazolopyrimidines or zolpidem or zopiclone or eszopiclone or zaleplon).ti,ab.
17.	(generation adj3 hypnotic*).ti,ab.
18.	exp Benzodiazepines/
19.	(benzodiazepin* or bzd or Alprazolam or Chlordiazepoxide or Clobazam or Clonazepam or Diazepam or Flurazepam or Loprazolam or Lorazepam or Lormetazepam or Midazolam or Nitrazepam or Olanzapine or Oxazepam or Temazepam).ti,ab.
20.	exp antidepressant drugs/
21.	(antidepress* or anti depress* or thymoanaleptic* or thymoleptic* or MAOI* or "monoamine oxidase inhibit*" or "Norepinephrine and dopamine reuptake inhibit*" or NDRI* or "Selective serotonin reuptake inhibit*" or SSRI* or "Serotonin and norepinephrine reuptake inhibit*" or SNRI*" or SNORI* or "Serotonin antagonist and reuptake inhibit*" or SARI* or "Reversible Monoamine Oxidase Inhibit*" or RIMA* or tricyclic* or TCA* or tetracyclic* or TeCA*).ti,ab.
22.	(Agomelatine or Aripiprazole or Benactyzine or Clorgyline or Deanol or Desvenlafaxine* or Duloxetine* or Flupentixol or Iproniazid or Isocarboxazid or Levomilnacipran or Lithium* or Mirtazapine or Moclobemide or Nialamide or Phenelzine or Pizotyline or Quetiapine* or Reboxetine or Rolipram or Selegiline or Sertraline or Tranylcypromine or Vilazodone* or Vortioxetine).ti,ab.

23.	(5-Hydroxytryptophan or Amisulpride or Bupropion or Citalopram or Escitalopram or Fluoxetine or Fluvoxamine or Maprotiline or Mianserin or Paroxetine or Quipazine or Ritanserin or Sulpiride or Trazodone or Tryptophan or Venlafaxine or Viloxazine).ti,ab.
24.	(Amitriptyline or Amoxapine or Clomipramine or Desipramine or Dothiepin or Dosulepin or Doxepin or Imipramine or Iprindole or Lofepramine or Nefazodone or Nortriptyline or Opipramol or Protriptyline or Trimipramine).ti,ab.
25.	Gabapentin/ or pregabalin/
26.	(gabapentin* or pregabalin*).ti,ab.
27.	or/13-26
28.	9 and 27
29.	12 or 28
30.	exp Qualitative Methods/ or Narratives/ or exp Questionnaires/ or exp Interviews/ or exp Health Care Services/
31.	(qualitative or interview* or focus group* or theme* or questionnaire* or survey*).ti,ab.
32.	(metasynthes* or meta-synthes* or metasummar* or meta-summar* or metastud* or meta-stud* or metathem* or meta-them* or ethno* or emic or etic or phenomenolog* or grounded theory or constant compar* or (thematic* adj3 analys*) or theoretical-sampl* or purposive-sampl* or hermeneutic* or heidegger* or husserl* or colaizzi* or van kaam* or van manen* or giorgi* or glaser* or strauss* or ricoeur* or spiegelberg* or merleau*).ti,ab.
33.	or/30-32
34.	29 and 33
35.	limit 34 to English language

1

ASSIA (ProQuest) search terms

1.	((TI,AB:withdraw* or abstin* or abstain* or stop* or cessat* or reduc* or taper* or discontinu* N/2 symptom*) AND (MAINSUBJECT.EXACT("Gabapentin") OR MAINSUBJECT.EXACT.EXPLODE("Narcotics") OR MAINSUBJECT.EXACT.EXPLODE("Benzodiazepines") OR MAINSUBJECT.EXACT.EXPLODE("Antidepressant drugs") OR MAINSUBJECT.EXACT("Zolpidem") OR ti,ab(opioid* OR opiate*) OR ti,ab(alfentanil* OR alphaprodine* OR buprenorphine* OR butorphanol* OR codeine* OR co-codamol* OR dextromoramide* OR dextropropoxyphene* OR diamorphine* OR dihydrocodeine* OR dihydromorphine* OR dipipanone* OR ethylmorphine* OR fentanyl* OR heroin* OR hydrocodone* OR hydromorphone* OR levorphanol* OR meperidine* OR meptazinol* OR methadone* OR morphine* OR oxycodone* OR oxymorphone* OR papaveretum* OR pentazocine* OR pethidine* OR phenazocine* OR promedol* OR remifentanil* OR sufentanil* OR tapentadol* OR tilidine* OR tramadol*) OR ti,ab(z drug* OR z hypnotic* OR non-benzodiazepin* OR nonbenzodiazepin* OR imidazopyridines OR cyclopyrrolones OR pyrazolopyrimidines OR zolpidem OR zopiclone OR eszopiclone OR zaleplon) OR ti,ab(generation NEAR/3 hypnotic*) OR ti,ab(benzodiazepin* OR bzd OR Alprazolam OR Chlordiazepoxide OR Clobazam OR Clonazepam OR Diazepam OR Flurazepam OR Loprazolam OR Lorazepam OR Lormetazepam OR Midazolam OR Nitrazepam OR Olanzapine OR Oxazepam OR Temazepam)) AND (MAINSUBJECT.EXACT.EXPLODE("Interviews") OR MAINSUBJECT.EXACT.EXPLODE("Qualitative research") OR MAINSUBJECT.EXACT.EXPLODE("Questionnaires") OR MAINSUBJECT.EXACT.EXPLODE("Narratives") OR ti,ab(qualitative or interview* or focus group* or theme* or questionnaire* or survey*) or ti,ab(metasynthes* or meta-synthes* or metasummar* or meta-summar* or metastud* or meta-stud* or metathem* or meta-them* or ethno* or emic or etic or phenomenolog* or grounded theory or constant compar* or (thematic* near/3 analys*) or theoretical-sampl* or purposive-sampl* or hermeneutic* or heidegger* or husserl* or colaizzi* or van kaam* or van manen* or giorgi* or glaser* or strauss* or ricoeur* or spiegelberg* or merleau*))) NOT (((MAINSUBJECT.EXACT("Substance dependency") OR MAINSUBJECT.EXACT("Substance abuse disorders") OR
----	--

```

MAINSUBJECT.EXACT("Overprescribing") OR MAINSUBJECT.EXACT("Withdrawal
symptoms") OR MAINSUBJECT.EXACT("Withdrawal")) OR ti,ab(over* or inappropriate
or misus* or abuse* or abusing or long* term or longterm or short* term or short term or
abstinen* or abstain* or stop* or cessat* or reduc* or taper* or discontinu* or safe* or
manag* or withdraw* or addict* or depend*) OR ti,ab(prescription* OR prescrib*) OR
ti,ab(deprescription* OR de-prescription* OR deprescrib* OR de-prescrib*)) AND
(MAINSUBJECT.EXACT("Gabapentin") OR
MAINSUBJECT.EXACT.EXPLODE("Narcotics") OR
MAINSUBJECT.EXACT.EXPLODE("Benzodiazepines") OR
MAINSUBJECT.EXACT.EXPLODE("Antidepressant drugs") OR
MAINSUBJECT.EXACT("Zolpidem") OR ti,ab(opioid* OR opiate*) OR ti,ab(alfentanil*
OR alphaprodine* OR buprenorphine* OR butorphanol* OR codeine* OR co-codamol*
OR dextromoramide* OR dextropropoxyphene* OR diamorphine* OR dihydrocodeine*
OR dihydromorphine* OR dipipanone* OR ethylmorphine* OR fentanyl* OR heroin*
OR hydrocodone* OR hydromorphone* OR levorphanol* OR meperidine* OR
meptazinol* OR methadone* OR morphine* OR oxycodone* OR oxymorphone* OR
papaveretum* OR pentazocine* OR pethidine* OR phenazocine* OR promedol* OR
remifentanil* OR sufentanil* OR tapentadol* OR tilidine* OR tramadol*) OR ti,ab(z
drug* OR z hypnotic* OR non-benzodiazepin* OR nonbenzodiazepin* OR
imidazopyridines OR cyclopyrrolones OR pyrazolopyrimidines OR zolpidem OR
zopiclone OR eszopiclone OR zaleplon) OR ti,ab(generation NEAR/3 hypnotic*) OR
ti,ab(benzodiazepin* OR bzd OR Alprazolam OR Chlordiazepoxide OR Clobazam OR
Clonazepam OR Diazepam OR Flurazepam OR Loprazolam OR Lorazepam OR
Lormetazepam OR Midazolam OR Nitrazepam OR Olanzapine OR Oxazepam OR
Temazepam))) AND (MAINSUBJECT.EXACT.EXPLODE("Interviews") OR
MAINSUBJECT.EXACT.EXPLODE("Qualitative research") OR
MAINSUBJECT.EXACT.EXPLODE("Questionnaires") OR
MAINSUBJECT.EXACT.EXPLODE("Narratives") OR ti,ab(qualitative or interview* or
focus group* or theme* or questionnaire* or survey*) or ti,ab(metasynthes* or meta-
synthes* or metasummar* or meta-summar* or metastud* or meta-stud* or metathem*
or meta-them* or ethno* or emic or etic or phenomenolog* or grounded theory or
constant compar* or (thematic* near/3 analys*) or theoretical-sampl* or purposive-
sampl* or hermeneutic* or heidegger* or husserl* or colaizzi* or van kaam* or van
manen* or giorgi* or glaser* or strauss* or ricoeur* or spiegelberg* or merleau*))

```

1 B.2 Health Economics literature search strategy

2 Health economic evidence was identified by conducting searches with the terms used in the
3 clinical search for prescription withdrawal and drug types. The NHS Economic Evaluation
4 Database (NHS EED - this ceased to be updated after 31st March 2015) and the Health
5 Technology Assessment database (HTA - this ceased to be updated from 31st March 2018)
6 were searched via the Centre for Research and Dissemination (CRD). Searches for recent
7 evidence were run on Medline and Embase from 2014 onwards for health economics, and all
8 years for economic modelling and quality of life studies.

9 **Table 39: Database date parameters and filters used**

Database	Dates searched	Search filter used
Medline	Health Economics 1 January 2014 – 17 June 2021	Health economics studies Quality of life studies Modelling studies
	Quality of Life 1946 – 17 June 2021	Exclusions (animal studies, letters, comments)
	Modelling 1946 – 17 June 2021	

Database	Dates searched	Search filter used
Embase	Health Economics 1 January 2014 – 17 June 2021	Health economics studies Quality of life studies Modelling studies
	Quality of Life 1974 – 17 June 2021	Exclusions (animal studies, letters, comments)
	Modelling 1974 – 17 June 2021	
Centre for Research and Dissemination (CRD)	NHSEED Inception –31 March 2015	None
	HTA Inception – 31 March 2018	

1

Medline (Ovid) search terms

1.	*substance-related disorders/ or *narcotic-related disorders/
2.	*Substance Withdrawal Syndrome/
3.	exp Inappropriate Prescribing/
4.	*Medical Overuse/
5.	exp Prescription Drug Misuse/
6.	exp Deprescriptions/
7.	Medication Therapy Management/
8.	((over* or inappropriate or misus* or abuse* or abusing or long* term or longterm or short* term or short term or abstinen* or abstain* or stop* or cessat* or reduc* or taper* or discontinu* or safe* or manag* or withdraw* or depend*) adj2 (drug* or medicine* or medicat* or medical* or pharm*)).ti,ab.
9.	((over* or inappropriate or misus* or abuse* or abusing or long* term or longterm or short* term or short term or abstinen* or abstain* or stop* or cessat* or reduc* or taper* or discontinu* or safe* or manag* or withdraw*) adj3 (prescription* or prescrib*)).ti,ab.
10.	(addict* adj3 (prescription* or prescrib* or medicat* or medicine* or medical* or pharm*)).ti,ab.
11.	(deprescription* or de-prescription* or deprescrib* or de-prescrib*).ti,ab.
12.	((therap* or treat*) adj2 (manag* or substit*)).ti,ab.
13.	((withdraw* or abstinen* or abstain* or stop* or cessat* or reduc* or taper* or discontinu*) adj2 symptom*).ti,ab.
14.	((drug* or medic*) adj2 (prescription* or prescrib*)).ti,ab.
15.	or/1-14
16.	((withdraw* or prescription* or prescrib*) adj2 opi*).ti,ab.
17.	Opiate Substitution Treatment/ or *Opioid-related disorders/
18.	or/16-17
19.	letter/
20.	editorial/
21.	news/
22.	exp historical article/
23.	Anecdotes as Topic/

24.	comment/
25.	case report/
26.	(letter or comment*).ti.
27.	or/19-26
28.	randomized controlled trial/ or random*.ti,ab.
29.	27 not 28
30.	animals/ not humans/
31.	exp Animals, Laboratory/
32.	exp Animal Experimentation/
33.	exp Models, Animal/
34.	exp Rodentia/
35.	(rat or rats or mouse or mice or rodent*).ti.
36.	or/29-35
37.	(exp child/ or exp pediatrics/ or exp infant/) not (exp adolescent/ or exp adult/ or exp middle age/ or exp aged/)
38.	15 not (36 or 37)
39.	limit 38 to English language
40.	18 not (36 or 37)
41.	limit 40 to English language
42.	exp Narcotics/
43.	((analgesic* adj3 narcotic) or (opioid* or opiate*).ti,ab.
44.	(alfentanil* or alphaprodine* or buprenorphine* or butorphanol* or codeine* or co-codamol* or dextromoramide* or dextropropoxyphene* or diamorphine* or dihydrocodeine* or dihydromorphine* or dipipanone* or ethylmorphine* or fentanyl* or heroin* or hydrocodone* or hydromorphone* or levorphanol* or meperidine* or meptazinol* or methadone* or morphine* or oxycodone* or oxymorphone* or papaveretum* or pentazocine* or pethidine* or phenazocine* or promedol* or remifentanil* or sufentanil* or tapentadol* or tilidine* or tramadol*).ti,ab.
45.	(z drug* or z hypnotic* or non-benzodiazepin* or nonbenzodiazepin* or imidazopyridines or cyclopyrrolones or pyrazolopyrimidines or zolpidem or zopiclone or eszopiclone or zaleplon).ti,ab.
46.	Zolpidem/ or Eszopiclone/
47.	(generation adj3 hypnotic*).ti,ab.
48.	exp Benzodiazepines/
49.	(benzodiazepin* or bzd or Alprazolam or Chlordiazepoxide or Clobazam or Clonazepam or Diazepam or Flurazepam or Loprazolam or Lorazepam or Lormetazepam or Midazolam or Nitrazepam or Olanzapine or Oxazepam or Temazepam).ti,ab.
50.	exp Antidepressive Agents/
51.	(antidepress* or anti depress* or thymoanaleptic* or thymoleptic* or MAOI* or "monoamine oxidase inhibit*" or "Norepinephrine and dopamine reuptake inhibit*" or NDRI* or "Selective serotonin reuptake inhibit*" or SSRI* or "Serotonin and norepinephrine reuptake inhibit*" or SNRI* or SNORI* or "Serotonin antagonist and reuptake inhibit*" or SARI* or "Reversible Monoamine Oxidase Inhibit*" or RIMA* or tricyclic* or TCA* or tetracyclic* or TeCA*).ti,ab.
52.	exp Flupenthixol/
53.	(Agomelatine or Aripiprazole or Benactyzine or Clorgyline or Deanol or Desvenlafaxine* or Duloxetine* or Flupentixol or Iproniazid or Isocarboxazid or Levomilnacipran or Lithium* or Mirtazapine or Moclobemide or Nialamide or

	Phenelzine or Pizotyline or Quetiapine* or Reboxetine or Rolipram or Selegiline or Sertraline or Tranylcypromine or Vilazodone* or Vortioxetine).ti,ab.
54.	(5-Hydroxytryptophan or Amisulpride or Bupropion or Citalopram or Escitalopram or Fluoxetine or Fluvoxamine or Maprotiline or Mianserin or Paroxetine or Quipazine or Ritanserin or Sulpiride or Trazodone or Tryptophan or Venlafaxine or Viloxazine).ti,ab.
55.	(Amitriptyline or Amoxapine or Clomipramine or Desipramine or Dothiepin or Dosulepin or Doxepin or Imipramine or Iprindole or Lofepamine or Nefazodone or Nortriptyline or Opipramol or Protriptyline or Trimipramine).ti,ab.
56.	gabapentin/ or pregabalin/
57.	(gabapentin* or pregabalin*).ti,ab.
58.	or/42-57
59.	39 and 58
60.	41 or 59
61.	quality-adjusted life years/
62.	sickness impact profile/
63.	(quality adj2 (wellbeing or well being)).ti,ab.
64.	sickness impact profile.ti,ab.
65.	disability adjusted life.ti,ab.
66.	(qal* or qtime* or qwb* or daly*).ti,ab.
67.	(euroqol* or eq5d* or eq 5*).ti,ab.
68.	(qol* or hql* or hqol* or h qol* or hrqol* or hr qol*).ti,ab.
69.	(health utility* or utility score* or disutilit* or utility value*).ti,ab.
70.	(hui or hui1 or hui2 or hui3).ti,ab.
71.	(health* year* equivalent* or hye or hyes).ti,ab.
72.	discrete choice*.ti,ab.
73.	rosser.ti,ab.
74.	(willingness to pay or time tradeoff or time trade off or tto or standard gamble*).ti,ab.
75.	(sf36* or sf 36* or short form 36* or shortform 36* or shortform36*).ti,ab.
76.	(sf20 or sf 20 or short form 20 or shortform 20 or shortform20).ti,ab.
77.	(sf12* or sf 12* or short form 12* or shortform 12* or shortform12*).ti,ab.
78.	(sf8* or sf 8* or short form 8* or shortform 8* or shortform8*).ti,ab.
79.	(sf6* or sf 6* or short form 6* or shortform 6* or shortform6*).ti,ab.
80.	or/61-79
81.	exp models, economic/
82.	*Models, Theoretical/
83.	*Models, Organizational/
84.	markov chains/
85.	monte carlo method/
86.	exp Decision Theory/
87.	(markov* or monte carlo).ti,ab.
88.	econom* model*.ti,ab.
89.	(decision* adj2 (tree* or analy* or model*)).ti,ab.
90.	or/81-89
91.	economics/
92.	value of life/

93.	exp "costs and cost analysis"/
94.	exp Economics, Hospital/
95.	exp Economics, medical/
96.	Economics, nursing/
97.	economics, pharmaceutical/
98.	exp "Fees and Charges"/
99.	exp budgets/
100.	budget*.ti,ab.
101.	cost*.ti.
102.	(economic* or pharmaco?economic*).ti.
103.	(price* or pricing*).ti,ab.
104.	(cost* adj2 (effectiv* or utilit* or benefit* or minimi* or unit* or estimat* or variable*)).ab.
105.	(financ* or fee or fees).ti,ab.
106.	(value adj2 (money or monetary)).ti,ab.
107.	or/91-106
108.	60 and (80 or 90 or 107)

1

Embase (Ovid) search terms

1.	*drug dependence/
2.	*withdrawal syndrome/
3.	exp inappropriate prescribing/
4.	deprescription/
5.	exp prescription drug misuse/
6.	medication therapy management/
7.	((over* or inappropriate or misus* or abuse* or abusing or long* term or longterm or short* term or short term or abstinen* or abstain* or stop* or cessat* or reduc* or taper* or discontinu* or safe* or manag* or withdraw* or depend*) adj2 (drug* or medicine* or medicat* or medical* or pharm*)).ti,ab.
8.	((over* or inappropriate or misus* or abuse* or abusing or long* term or longterm or short* term or short term or abstinen* or abstain* or stop* or cessat* or reduc* or taper* or discontinu* or safe* or manag* or withdraw*) adj3 (prescription* or prescrib*)).ti,ab.
9.	(addict* adj3 (prescription* or prescrib* or medicat* or medicine* or medical* or pharm*)).ti,ab.
10.	(deprescription* or de-prescription* or deprescrib* or de-prescrib*).ti,ab.
11.	((therap* or treat*) adj2 (manag* or substit*)).ti,ab.
12.	((withdraw* or abstinen* or abstain* or stop* or cessat* or reduc* or taper* or discontinu*) adj2 symptom*).ti,ab.
13.	((drug* or medic*) adj2 (prescription* or prescrib*)).ti,ab.
14.	or/1-13
15.	((withdraw* or prescription* or prescrib*) adj2 (opioid* or opiate*)).ti,ab.
16.	*benzodiazepine dependence/
17.	Opiate Substitution Treatment/
18.	or/15-17
19.	letter.pt. or letter/
20.	note.pt.
21.	editorial.pt.

22.	case report/ or case study/
23.	(letter or comment*).ti.
24.	or/19-23
25.	randomized controlled trial/ or random*.ti,ab.
26.	24 not 25
27.	animal/ not human/
28.	nonhuman/
29.	exp Animal Experiment/
30.	exp Experimental Animal/
31.	animal model/
32.	exp Rodent/
33.	(rat or rats or mouse or mice or rodent*).ti.
34.	or/26-33
35.	(exp child/ or exp pediatrics/) not (exp adult/ or exp adolescent/)
36.	14 not (34 or 35)
37.	limit 36 to English language
38.	18 not (34 or 35)
39.	limit 38 to English language
40.	*narcotic agent/
41.	*alprazolam/ or *buprenorphine/ or *codeine/ or *dextromoramide/ or *dextropropoxyphene/ or *diamorphine/ or *dihydrocodeine/ or *dihydromorphine/ or *dipipanone/ or *ethylmorphine/ or *hydrocodone/ or *hydromorphone/ or *levorphanol/ or *methadone/ or *morphine/ or *oxycodone/ or *pethidine/ or *tapentadol/ or *tilidine/
42.	*alfentanil/ or *butorphanol/ or *cocodamol/ or *fentanyl/ or *meptazinol/ or *oxymorphone/ or *opiate/ or *pentazocine/ or *phenazocine/ or *remifentanil/ or *sufentanil/ or *tramadol/ or *trimeperidine/
43.	((analgesic* adj3 narcotic) or (opioid* or opiate*)).ti,ab.
44.	(alfentanil* or alprazolam* or buprenorphine* or butorphanol* or codeine* or cocodamol* or dextromoramide* or dextropropoxyphene* or diamorphine* or dihydrocodeine* or dihydromorphine* or dipipanone* or ethylmorphine* or fentanyl* or heroin* or hydrocodone* or hydromorphone* or levorphanol* or meperidine* or meptazinol* or methadone* or morphine* or oxycodone* or oxymorphone* or papaveretum* or pentazocine* or pethidine* or phenazocine* or promedol* or remifentanil* or sufentanil* or tapentadol* or tilidine* or tramadol*).ti,ab.
45.	(z drug* or z hypnotic* or non-benzodiazepin* or nonbenzodiazepin* or imidazopyridines or cyclopyrrolones or pyrazolopyrimidines or zolpidem or zopiclone or eszopiclone or zaleplon).ti,ab.
46.	*zolpidem/ or *zopiclone/ or *eszopiclone/ or *zaleplon/
47.	(generation adj3 hypnotic*).ti,ab.
48.	*benzodiazepine derivative/ or *alprazolam/ or *benzodiazepine/ or *chlordiazepoxide/ or *clobazam/ or *clonazepam/ or *diazepam/ or *flurazepam/ or *loprazolam/ or *lorazepam/ or *lormetazepam/ or *midazolam/ or *nitrazepam/ or *olanzapine/ or *oxazepam/ or *temazepam/
49.	(benzodiazepin* or bzd or Alprazolam or Chlordiazepoxide or Clobazam or Clonazepam or Diazepam or Flurazepam or Loprazolam or Lorazepam or Lormetazepam or Midazolam or Nitrazepam or Olanzapine or Oxazepam or Temazepam).ti,ab.
50.	exp *antidepressant agent/
51.	(antidepress* or anti depress* or thymoanaleptic* or thymoleptic* or MAOI* or "monoamine oxidase inhibit*" or "Norepinephrine and dopamine reuptake inhibit*" or

	NDRI* or "Selective serotonin reuptake inhibit*" or SSRI* or "Serotonin and norepinephrine reuptake inhibit*" or SNRI* or SNORI* or "Serotonin antagonist and reuptake inhibit*" or SARI* or "Reversible Monoamine Oxidase Inhibit*" or RIMA* or tricyclic* or TCA* or tetracyclic* or TeCA*).ti,ab.
52.	*flupentixol/
53.	(Agomelatine or Aripiprazole or Benactyzine or Clorgyline or Deanol or Desvenlafaxine* or Duloxetine* or Flupentixol or Iproniazid or Isocarboxazid or Levomilnacipran or Lithium* or Mirtazapine or Moclobemide or Nialamide or Phenelzine or Pizotyline or Quetiapine* or Reboxetine or Rolipram or Selegiline or Sertraline or Tranylcypromine or Vilazodone* or Vortioxetine).ti,ab.
54.	(5-Hydroxytryptophan or Amisulpride or Bupropion or Citalopram or Escitalopram or Fluoxetine or Fluvoxamine or Maprotiline or Mianserin or Paroxetine or Quipazine or Ritanserin or Sulpiride or Trazodone or Tryptophan or Venlafaxine or Viloxazine).ti,ab.
55.	(Amitriptyline or Amoxapine or Clomipramine or Desipramine or Dothiepin or Dosulepin or Doxepin or Imipramine or Iprindole or Lofepramine or Nefazodone or Nortriptyline or Opipramol or Protriptyline or Trimipramine).ti,ab.
56.	*pregabalin/ or *gabapentin/
57.	(gabapentin* or pregabalin*).ti,ab.
58.	or/40-57
59.	37 and 58
60.	39 or 59
61.	quality-adjusted life years/
62.	"quality of life index"/
63.	short form 12/ or short form 20/ or short form 36/ or short form 8/
64.	sickness impact profile/
65.	(quality adj2 (wellbeing or well being)).ti,ab.
66.	sickness impact profile.ti,ab.
67.	disability adjusted life.ti,ab.
68.	(qal* or qtime* or qwb* or daly*).ti,ab.
69.	(euroqol* or eq5d* or eq 5*).ti,ab.
70.	(qol* or hql* or hqol* or h qol* or hrqol* or hr qol*).ti,ab.
71.	(health utility* or utility score* or disutilit* or utility value*).ti,ab.
72.	(hui or hui1 or hui2 or hui3).ti,ab.
73.	(health* year* equivalent* or hye or hyes).ti,ab.
74.	discrete choice*.ti,ab.
75.	rosser.ti,ab.
76.	(willingness to pay or time tradeoff or time trade off or tto or standard gamble*).ti,ab.
77.	(sf36* or sf 36* or short form 36* or shortform 36* or shortform36*).ti,ab.
78.	(sf20 or sf 20 or short form 20 or shortform 20 or shortform20).ti,ab.
79.	(sf12* or sf 12* or short form 12* or shortform 12* or shortform12*).ti,ab.
80.	(sf8* or sf 8* or short form 8* or shortform 8* or shortform8*).ti,ab.
81.	(sf6* or sf 6* or short form 6* or shortform 6* or shortform6*).ti,ab.
82.	or/61-81
83.	statistical model/
84.	exp economic aspect/
85.	83 and 84
86.	*theoretical model/

87.	*nonbiological model/
88.	stochastic model/
89.	decision theory/
90.	decision tree/
91.	monte carlo method/
92.	(markov* or monte carlo).ti,ab.
93.	econom* model*.ti,ab.
94.	(decision* adj2 (tree* or analy* or model*)).ti,ab.
95.	or/85-94
96.	health economics/
97.	exp economic evaluation/
98.	exp health care cost/
99.	exp fee/
100.	budget/
101.	funding/
102.	budget*.ti,ab.
103.	cost*.ti.
104.	(economic* or pharmaco?economic*).ti.
105.	(price* or pricing*).ti,ab.
106.	(cost* adj2 (effectiv* or utilit* or benefit* or minimi* or unit* or estimat* or variable*)).ab.
107.	(financ* or fee or fees).ti,ab.
108.	(value adj2 (money or monetary)).ti,ab.
109.	or/96-108
110.	60 and (82 or 95 or 109)

1

NHS EED and HTA (CRD) search terms

#1.	(MeSH DESCRIPTOR Substance-Related Disorders)
#2.	(MeSH DESCRIPTOR Substance Withdrawal Syndrome)
#3.	(MeSH DESCRIPTOR Inappropriate Prescribing EXPLODE ALL TREES)
#4.	(MeSH DESCRIPTOR Medical Overuse)
#5.	(MeSH DESCRIPTOR Deprescriptions EXPLODE ALL TREES)
#6.	(MeSH DESCRIPTOR Prescription Drug Misuse EXPLODE ALL TREES)
#7.	(MeSH DESCRIPTOR Medication Therapy Management)
#8.	((over* or inappropriate or misus* or abuse* or abusing or long* term or longterm or short* term or short term or abstinen* or abstain* or stop* or cessat* or reduc* or taper* or discontinu* or safe* or manag* or withdraw* or depend*) adj2 (drug* or medicine* or medicat* or medical* or pharm*))
#9.	((over* or inappropriate or misus* or abuse* or abusing or long* term or longterm or short* term or short term or abstinen* or abstain* or stop* or cessat* or reduc* or taper* or discontinu* or safe* or manag* or withdraw*) adj3 (prescription* or prescrib*))
#10.	((addict* adj3 (prescription* or prescrib* or medicat* or medicine* or medical* or pharm*))
#11.	((deprescription* or de-prescription* or deprescrib* or de-prescrib*))
#12.	((therap* or treat*) adj2 (manag* or substit*))
#13.	((withdraw* or abstinen* or abstain* or stop* or cessat* or reduc* or taper* or discontinu*) adj2 symptom*)
#14.	MeSH DESCRIPTOR Narcotic-Related Disorders

#15.	(((drug* or medic*) adj2 (prescription* or prescrib*)))
#16.	(#1 OR #2 OR #3 OR #4 OR #5 OR #6 OR #7 OR #8 OR #9 OR #10 OR #11 OR #12 OR #13 OR #14 OR #15)
#17.	(MeSH DESCRIPTOR narcotics EXPLODE ALL TREES)
#18.	(((analgesic* adj3 narcotic adj3 agent*) or (opioid* or opiate*)))
#19.	((alfentanil* or alphaprodine* or buprenorphine* or butorphanol* or codeine* or co-codamol* or dextromoramide* or dextropropoxyphene* or diamorphine* or dihydrocodeine* or dihydromorphine* or dipipanone* or ethylmorphine* or fentanyl* or heroin* or hydrocodone* or hydromorphone* or levorphanol* or meperidine* or meptazinol* or methadone* or morphine* or oxycodone* or oxymorphone* or papaveretum* or pentazocine* or pethidine* or phenazocine* or promedol* or remifentanil* or sufentanil* or tapentadol* or tilidine* or tramadol*))
#20.	((z drug* or z hypnotic* or non-benzodiazepin* or nonbenzodiazepin* or imidazopyridines or cyclopyrrolones or pyrazolopyrimidines or zolpidem or zopiclone or eszopiclone or zaleplon))
#21.	(MeSH DESCRIPTOR Eszopiclone)
#22.	((generation adj3 hypnotic*))
#23.	(MeSH DESCRIPTOR Benzodiazepines EXPLODE ALL TREES)
#24.	((benzodiazepin* or bzd or Alprazolam or Chlordiazepoxide or Clobazam or Clonazepam or Diazepam or Flurazepam or Loprazolam or Lorazepam or Lormetazepam or Midazolam or Nitrazepam or Olanzapine or Oxazepam or Temazepam))
#25.	(MeSH DESCRIPTOR Antidepressive Agents EXPLODE ALL TREES)
#26.	((antidepress* or anti depress* or thymoanaleptic* or thymoleptic* or MAOI* or NDRI* or SSRI* or SNRI* or SNORI* SARI* or RIMA* or tricyclic* or TCA* or tetracyclic* or TeCA*))
#27.	(("monoamine oxidase inhibit*"))
#28.	((Norepinephrine adj2 dopamine))
#29.	(("Selective serotonin reuptake inhibit*"))
#30.	((Serotonin adj2 norepinephrine))
#31.	((Serotonin antagonist))
#32.	(("Reversible Monoamine Oxidase Inhibit*"))
#33.	(MeSH DESCRIPTOR Flupenthixol EXPLODE ALL TREES)
#34.	((Agomelatine or Aripiprazole or Benactyzine or Clorgyline or Deanol or Desvenlafaxine* or Duloxetine* or Flupentixol or Iproniazid or Isocarboxazid or Levomilnacipran or Lithium* or Mirtazapine or Moclobemide or Nialamide or Phenelzine or Pizotiline or Quetiapine* or Reboxetine or Rolipram or Selegiline or Sertraline or Tranylcypromine or Vilazodone* or Vortioxetine))
#35.	((5-Hydroxytryptophan or Amisulpride or Bupropion or Citalopram or Escitalopram or Fluoxetine or Fluvoxamine or Maprotiline or Mianserin or Paroxetine or Quipazine or Ritanserine or Sulpiride or Trazodone or Tryptophan or Venlafaxine or Viloxazine))
#36.	((Amitriptyline or Amoxapine or Clomipramine or Desipramine or Dothiepin or Dosulepin or Doxepin or Imipramine or Iprindole or Lofepramine or Nefazodone or Nortriptyline or Opipramol or Protriptyline or Trimipramine))
#37.	(MeSH DESCRIPTOR pregabalin)
#38.	((gabapentin* or pregabalin*))
#39.	(#17 OR #18 OR #19 OR #20 OR #21 OR #22 OR #23 OR #24 OR #25 OR #26 OR #27 OR #28 OR #29 OR #30 OR #31 OR #32 OR #33 OR #34 OR #35 OR #36 OR #37 OR #38)
#40.	#16 AND #39
#41.	(((withdraw* or prescription* or prescrib*) adj2 (opioid* or opiate*)))

#42.	MeSH DESCRIPTOR Opiate Substitution Treatment
#43.	MeSH DESCRIPTOR Opioid-Related Disorders
#44.	#41 OR #42 OR #43
#45.	#40 OR #44

1
2

1

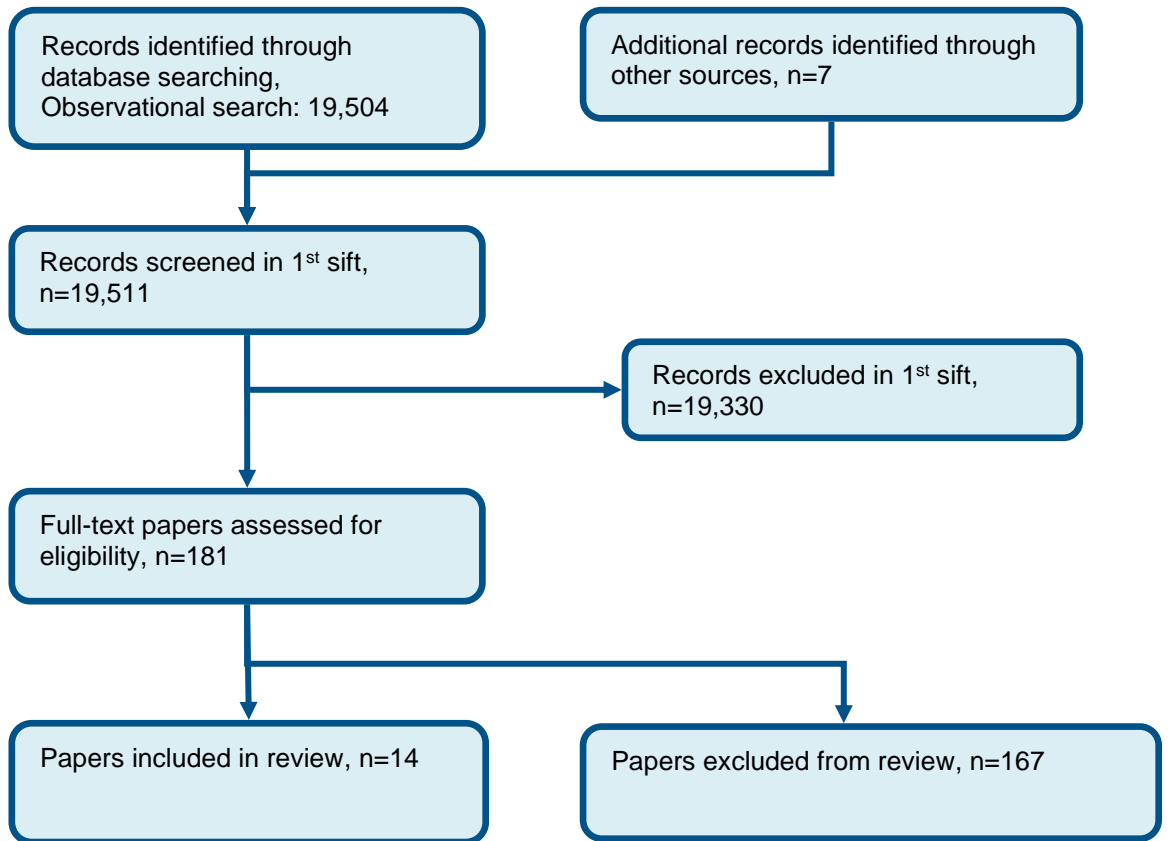
Appendix C Prognostic evidence study selection

2

Figure 1: Flow chart of clinical study selection for the review of risk factors for dependence

3

4



5

6

7

Appendix D Prognostic evidence

Reference	Bedson 2019 ¹⁹
Study type and analysis	Prospective cohort analysed using Cox proportional hazards regression
Number of participants and characteristics	<p>N=98,140</p> <p>N=106,818 long-term opioid episodes were identified</p> <p>Average daily dose (ADD) of prescribed opioids during the long-term episodes in percentiles (%):</p> <p>5% 3.1mg</p> <p>25% 7.1mg</p> <p>50% 12.3 mg</p> <p>75% 20.3 mg</p> <p>95% 42.8%</p> <p>Incident addiction to opioids:</p> <p>N=90 for periods not on long term opioids</p> <p>N=142 for periods on long term opioids</p> <p>N=35 for Average daily dose (ADD) <20 mg morphine equivalent dose (MED) while on a long-term episode of opioid prescribing</p> <p>N=56 for ADD ≥20 and <50 mg MED while on a long-term episode of opioid prescribing</p> <p>N=51 for ADD ≥50 mg MED while on a long-term episode of opioid prescribing</p> <p>Inclusion and exclusion criteria:</p> <p>Patients aged 18 and over starting a new long-term opioid episode (defined as ≥3 or more opioid prescriptions within 90 days) at the time of a recorded noninflammatory, potentially painful musculoskeletal condition between 2002 and 2012. Patients were included if a visit for a musculoskeletal condition occurred within a period starting 14 days before the initial opioid</p>

Reference	Bedson 2019 ¹⁹
	<p>prescription and up to 90 days following it. Each participant was also required to have at least 12 months of records in the CPRD database before the initial opioid prescription and have no record of cancer diagnosis prior to the initial opioid prescription and up to 6 months after the initial prescription.</p> <p>For the outcome of incident addiction to opioids, patients with a previous event in their records were excluded from the analysis.</p> <p>The start of an episode of opioid prescribing defined as the date an opioid prescription was issued for a patient who had not received an opioid prescription within the previous 6 months. An episode ended if a period of 6 months elapsed without an opioid prescription. The end date of a long-term opioid episode was defined as the date 28 days following the issue of the last opioid prescription.</p> <p>The population was sourced from the CPRD database with information from UK general practices. Data associated with n=350 practices across England were included as practices were required to have linked Office for National Statistics (ONS, for mortality information), Hospital Episode statistics (HES) and Index of Multiple Deprivation (IMD, neighbourhood deprivation) data.</p> <p>Baseline details:</p> <p>Median age (IQR): 61 (47 to 73) years; 41% male.</p> <p>Median length (IQR) of long-term opioid episodes was 237 (103 to 658) days; median average daily dose of opioid prescribed to patients was 12.3 mg MED (IQR 7.1, 20.3 mg MED)</p> <p>Smoking status: 12.9% non-smoker, 38.4% ever smoker, 12.5% unknown</p> <p>Alcohol drinking: 12.9% non-drinker, 74% ever drinker, 13.1 % unknown</p> <p>BMI: 27.3% <25 kg/m², 61.2% ≥25 km/m², 11.6% unknown</p> <p>Neighbourhood deprivation level: 18.2% 1(least), 21.8% 2, 19.4% 3, 20% 4, 20% 5 (most), 0.6% unknown</p> <p>Co-prescribing NSAID only: basic oral NSAID only 39.4%, none 53.7%</p> <p>Comorbidity (total number of prescriptions), medial (IQR): 9 (6 to 14)</p>
Prognostic variables	Long-term opioid episode status: periods not on long-term opioids (referent) vs periods on long-term opioids

Reference	Bedson 2019 ¹⁹
	Average daily dose (ADD) during a long-term opioid episode (grouped into three categories: <20 mg MED; ≥20 and <50 mg MED; ≥50 mg MED)
Confounders OR Stratification strategy	Age at baseline, gender, year of start of follow-up, ever smoking, ever alcohol drinking, overweight (BMI ≥25 kg/m ²), geographical region, deprivation level, prior recorded depression, co-prescribing of NSAID and total number of co-morbid conditions were included as baseline covariates in the final model. The analysis was further stratified by gender. Sensitivity analysis excluded patients with missing data on covariates.
Outcomes and effect sizes	Incident addiction to opioids Adjusted HR 2.83 (95% 2.13 to 3.76) for periods on long-term opioids (i.e., during episodes of long-term opioid prescribing) vs periods not on long term opioids Adjusted HR 1.06 (0.71 to 1.60) for ADD <20 mg MED during periods on long-term opioids Adjusted HR 3.59 (2.55 to 5.06) for ADD ≥20 and <50 mg MED during periods on long-term opioids Adjusted HR 9.33 (6.55 to 13.29) for ADD ≥50 mg MED
Funding	Not stated; authors state the study was based in part on data from the Clinical Practice Research Datalink database under licence from the UK Medicines and Healthcare products Regulatory Agency, but the interpretation and conclusions contained in the report are those of the authors alone.
Comments	Low risk of bias for periods on long-term opioids as per the QUIPS checklist High risk of bias for ADD during periods on long-term opioids outcomes as per the QUIPS checklist

Reference	Cepeda 2013 ⁵⁴
Study type and analysis	Retrospective cohort study with conditional logistic regression models conducted using matched analysis (description of methods assumed to include multivariate analysis)
Number of participants and characteristics	N=155,761 opioid naïve people N=42,940 exposed to tapentadol IR

Reference	Cepeda 2013 ⁵⁴
	<p>N= 112,821 exposed to oxycodone IR</p> <p>N=88 of tapentadol group exhibited shopping behaviour</p> <p>N=967 of oxycodone group exhibited shopping behaviour</p> <p>N= 4 of tapentadol group exhibited heavy shopping behaviour</p> <p>N=80 of oxycodone group exhibited heavy shopping behaviour</p> <p>Inclusion criteria:</p> <p>People exposed to tapentadol IR or oxycodone IR from July 2009 to December 2010 who had not received an opioid of any type in the 3 months before the index date (date of the first prescription of tapentadol IR or oxycodone IR after June 30, 2009)</p> <p>Exclusion criteria:</p> <p>People who filled a prescription for an opioid other than tapentadol IR or oxycodone IR on the index date or in the next three days.</p> <p>Data source:</p> <p>The study used the IMS LRx longitudinal database that cover 65% of all retail dispensing in the US and includes all types of pharmacies and prescriptions filled for patients with any insurance type or those who pay cash.</p> <p>Because fewer were exposed to tapentadol IR than oxycodone IR, each tapentadol IR-exposed subject was matched to up to 4 randomly selected oxycodone IR-exposed subjects by: calendar quarter and year of initial exposure (index date); first three digits of the zip code of the pharmacy dispensing the opioid at the index date; age ± 5 years; and specialty of prescriber (e.g. primary care for specialties such as family practice, orthopaedic or general surgery, pain medicine, dentistry, emergency medicine addiction medicine and other for cardiology, nephrology, plastic surgery etc.) Matching variables were selected because they are potential confounders or sources of bias in observational studies. To ascertain the duration of follow-up in the database, prescriptions for any medication during the year of follow-up were searched.</p> <p>A total of 42,940 eligible subjects exposed to tapentadol were matched to 112,821 eligible subjects exposed to oxycodone; 13,937 eligible subjects exposed to tapentadol could not be matched to any eligible subjects exposed to oxycodone.</p> <p>Baseline details:</p> <p>Mean age (SD): 51.11 (14.91)</p> <p>Oxycodone IR: 48.3% male; 17.1% history of BZD use; prescriber specialty:0.06% dentistry, 2.2% emergency medicine, 15.6% surgery, 5.7% pain medicine, 39.7% primary care medicine, 36.8% other</p>

Reference	Cepeda 2013 ⁵⁴
	Tapentadol IR: 37.3% male; 12% history of BZD use; prescriber specialty 0.1% dentistry, 2.2% emergency medicine, 19.1% surgery, 7.8% pain medicine, 35% primary care medicine, 35.7% other Indirectness: Proportion of those treated with opioids for chronic pain was unclear.
Prognostic variable	Exposure to Oxycodone IR vs Tapentadol IR (referent)
Confounders	The tapentadol and oxycodone groups were matched for potentially confounding variables of time of opioid exposure, geographic area, specialty of the prescriber and age; gender, any exposure to benzodiazepines during the 3 months before the index date and type of payment at index date were also considered in the regression model.
Outcomes and effect sizes	Shopping behaviour (>1 prescription by ≥2 different prescribers with ≥1 day of overlap and filled at ≥3 pharmacies): Matched and Adjusted OR 3.5 (95% CI 2.8 to 4.4) for oxycodone IR vs tapentadol IR Heavy shopping behaviour (≥5 shopping episodes in 1 year): Matched and Adjusted OR 6.9 (95% CI 2.5 to 19.3) for oxycodone IR vs tapentadol IR
Funding	Janssen Research & Development, LLC (formerly Johnson & Johnson Pharmaceutical Research & Development, LLC) provided funding for the study including collection and analysis of the data.
Comments	Low risk of bias for the outcome of shopping behaviour as per the QUIPS checklist High risk of bias for the outcome of heavy shopping behaviour as per the QUIPS checklist

Reference	Cepeda 2014 ⁵²
Study type and analysis	Retrospective cohort study with logistic regression analysis
Number of participants and characteristics	N=277,401 opioid-naïve patients N=39,524 initiating opioid use with tapentadol IR N= 237,877 initiating opioid use with oxycodone IR N=1,656 (0.6%) developed shopping behaviour N=2,086 (0.75%) developed opioid abuse Gender: 60.3% female Type of payment: 5.3% cash, 8.8% Medicaid, 18.6% Medicare, 67.3% commercial insurance

Reference	Cepeda 2014 ⁵²
	<p>Benzodiazepine use: 1.6%</p> <p>Abuse of nonopioid drugs: 0.7%</p> <p>Mood disorders: 2.6%</p> <p>Painful conditions: 8.4% arthritis, 6.7% back pain, 1.5% fractures, 1.9% headache, 7.9% malignancy, 6.7% musculoskeletal pain, 1.2% neuropathic pain, 0.7% other pain, 0.4% reproductive pain, 5.3% visceral pain, 0.5% wound injury</p> <p>Inclusion criteria:</p> <p>Opioid naïve patients defined as patients without any opioid prescription in the 90 days before the first exposure to tapentadol IR or oxycodone IR which occurred between January 2010 and July 2011. The date of this exposure is each patient's index date (and each patient was followed for 1 year from the index date)</p> <p>Exclusion criteria:</p> <p>Patients with a history of opioid abuse/dependence 12 months before or at the index date and patients who filled a prescription for an opioid other than the index opioid within 3 days after the index date; patients with no claims related to diagnoses from 12 months before the index date to 12 months after the index date.</p> <p>Characteristics & data source:</p> <p>Opioid naïve patients from 2 linked dispensing and diagnosis databases (the IMS LRx database: prescription database that covers 65% of all retail dispensing in the US and includes all types of pharmacies and the IMS DX database: a physician claims database capturing claims from approximately 505,000 American Medical Association office-based practitioners in the US)</p> <p>Selection:</p> <p>To identify each patient uniquely so the databases could be linked, a probabilistic match was performed using a proprietary algorithm based on encrypted nonidentifiable data elements, including sex, date of birth, last name, first name, address, city state, zip code and payer identification.</p> <p>Baseline details:</p> <p>Mean age (SD): 53.1 (17.1) years; 60.3% female; benzodiazepine use 1.6%; abuse of non-opioid drugs 0.7%; mood disorders 2.6%</p> <p>Tapentadol: 69.6% female; painful conditions included: 10.4% arthritis, 10.2% back pain, 1.1% fractures, 2.7% headache, 7.9% malignancy, 9.1% musculoskeletal pain, 1.9% neuropathic pain, 0.9% other pain, 0.6% reproductive pain 5.5% visceral pain, 0.4% wound injury</p>

Reference	Cepeda 2014 ⁵²
	<p>Oxycodone: 58.7% female; painful conditions included: 8.1% arthritis, 6.2% back pain, 1.6% fractures, 1.8% headache, 7.9% malignancy, 6.3% musculoskeletal pain, 1.1% neuropathic pain; 0.7% other pain, 0.3% reproductive pain, 5.3% visceral pain, 0.4% wound injury</p> <p>Median number of days (25th to 75th percentile) from the index date to developing shopping behaviour was 163 (78 to 261) days; median number of days to developing abuse was 142 (45 to 249) days</p> <p>Indirectness: Proportion of those treated with opioids for chronic pain was unclear.</p>
Prognostic variables	<p>Tapentadol immediate release vs oxycodone immediate release (follow-up: 1 year after initial exposure)</p> <p>Age: <18, 18-39 and 40-64 vs >64 (referent)</p> <p>Gender: male vs female(referent)</p> <p>History of benzodiazepine use</p> <p>Type of payment: Medicaid, Medicare, commercial insurance vs cash (referent)</p> <p>History of mood disorders</p> <p>History of abuse of nonopioid drugs (e.g., alcohol and tobacco)</p> <p>Painful condition (type)</p>
Confounders	<p>Age, sex and types of payments at the index date; benzodiazepine use in the 3 months before the index date; major depression, mood and anxiety disorders or abuse of nonopioid medications (such as alcohol or tobacco) and pain-related diagnoses in the 12 months before the index date</p>
Outcomes and effect sizes	<p>(Opioid) shopping behaviour (Opioid dispensing within ≥ 1 day of overlap written by \geq different prescribers and filled in ≥ 3 pharmacies):</p> <p>Adjusted OR 0.45 (95% CI 0.36 to 0.55) for tapentadol IR vs oxycodone IR</p> <p>OR 0.9 (95% CI 0.5 to 1.8) for age <18 vs >64</p> <p>OR 9.8 (95% CI 7.9 to 12) for age 18-39 vs >64</p> <p>OR 4.6 (95% CI 3.8 to 5.6) for age 40-64 vs >64</p> <p>OR 1.6 (95% CI 1.4 to 1.7) for male vs female</p> <p>OR 1.6 (95% CI 1.1 to 2.2) for history of benzodiazepine use</p> <p>OR 0.3 (95% CI 0.3 to 0.4) for Medicaid vs cash payment</p>

Reference	Cepeda 2014 ⁵²
	OR 0.4 (95% CI 0.3 to 0.4) for Medicare vs cash payment
	OR 0.2 (95% CI 0.2 to 0.2) for commercial insurance vs cash payment
	OR 1.4 (95% CI 1.1 to 1.8) for history of mood disorder
	OR 1.5 (95% CI 1.0 to 2.2) for history of abuse of non-opioid drugs
	OR 0.8 (95% CI 0.7 to 1.0) for arthritis
	OR 2.0 (95% CI 1.7 to 2.3) for back pain
	OR 1.1 (95% CI 0.75 to 1.7) for fractures
	OR 0.8 (95% CI 0.6 to 1.2) for headache
	OR 0.7 (95% CI 0.5 to 0.9) for malignancy
	OR 0.9 (95% CI 0.7 to 1.1) for musculoskeletal pain
	OR 1.2 (95% CI 0.8 to 1.8) for neuropathic pain
	OR 1.2 (95% CI 0.6 to 2.3) for other pains
	OR 0.7 (95% CI 0.3 to 1.8) for reproductive pain
	OR 1.0 (95% CI 0.8 to 1.2) for visceral pain
	OR 1.0 (95% CI 0.5 to 1.8) for wound injury
	Opioid abuse (or addiction or dependence based on ICD-9 codes):
	Adjusted OR 0.44 (95% CI 0.37 to 0.54) for tapentadol IR vs oxycodone IR
	OR 0.7 (95% CI 0.3 to 1.4) for age <18 vs >64
	OR 13.9 (95% CI 11.2 to 17.2) for age 18-39 vs >64
	OR 6.7 (95% CI 5.5 to 8.3) for age 40-64 vs >64
	OR 1.5 (95% CI 1.3 to 1.6) for male vs female
	OR 1.4 (95% CI 1.0 to 1.9) for history of benzodiazepine use
	OR 1.1 (95% CI 0.9 to 1.2) for Medicaid vs cash payment
	OR 0.7 (95% CI 0.6 to 0.8) for Medicare vs cash payment

Reference	Cepeda 2014 ⁵²
	<p>OR 0.3 (95% CI 0.3 to 0.4) for commercial insurance vs cash payment</p> <p>OR 1.9 (95% CI 1.5 to 2.3) for history of mood disorder</p> <p>OR 1.5 (95% CI 1.1 to 2.1) for history of abuse of non-opioid drugs</p> <p>OR 1.0 (95% CI 0.8 to 1.1) for arthritis</p> <p>OR 1.7 (95% CI 1.5 to 2.0) for back pain</p> <p>OR 1.2 (95% CI 0.8 to 1.6) for fractures</p> <p>OR 1.2 (95% CI 0.9 to 1.5) for headache</p> <p>OR 0.4 (95% CI 0.3 to 0.5) for malignancy</p> <p>OR 1.1 (95% CI 0.9 to 1.3) for musculoskeletal pain</p> <p>OR 1.1 (95% CI 0.7 to 1.6) for neuropathic pain</p> <p>OR 1.7 (95% CI 1.0 to 2.8) for other pains</p> <p>OR 0.8 (95% CI 0.4 to 1.7) for reproductive pain</p> <p>OR 1.1 (95% CI 0.9 to 1.3) for visceral pain</p> <p>OR 0.7 (95% CI 0.4 to 1.4) for wound injury</p>
Funding	Not stated; two authors were employees of Janssen, Research & Development, an affiliate of Janssen Pharmaceuticals Inc., which markets several analgesic drug products including tapentadol, three authors were employees of IMS, which is the owner of the databases used in this study.
Comments	<p>High risk of bias for tapentadol IR vs oxycodone IR for both opioid shopping behaviour and opioid abuse outcomes as per the QUIPS checklist</p> <p>Very high risk of bias for all other risk factors for both opioid shopping behaviour and opioid abuse outcomes as per the QUIPS checklist</p>

Reference	Chenaf 2016 a ⁶⁰
Study type and analysis	Retrospective cohort study with Cox proportional hazards model

Reference	Chenaf 2016 a ⁶⁰
Number of participants and characteristics	<p>N=1958 Chronic noncancer pain patients (CNCP) treated with codeine in the period from 2004 to 2014 with data from a French health insurance database</p> <p>N= 65 developed at least 1 episode of shopping behaviour: 1-year incidence rate of codeine shopping behaviour was 4.03% (95% CI 3.07 to 5.28). The first shopping episode occurred in a median time of 190 (IQR=112-351) days; n=18 developed only 1 episode of shopping behaviour, n=24 had 2 to 10 episodes and n=23 had >10 episodes.</p> <p>Of those:</p> <p>N=37 (56.9%) were female</p> <p>N=16 (24.6%) had low-income status</p> <p>N=3 (4.6%) had history of opioid use disorder</p> <p>N=5 (7.7%) had history of substance use disorder</p> <p>N=17 (26.2%) presented with a mental health disorder</p> <p>Inclusion criteria:</p> <p>All patients aged 18 years and older treated with codeine for at least 6 consecutive months (180 days) between January 1 2004 and September 30 2013. The index date was the date of the first dispensation of this continuous sequence of at least 180 days of treatment. A continuous sequence was defined as an interval between 2 consecutive dispensations inferior to 35 days (on the basis that prescription drugs in France are dispensed for a maximum of 4 weeks and accordingly drugs prescribed for 3 months will be dispensed 3 times. To detect prescription interruption, 1 week was added to the maximum duration of prescription. The 6 months of continuous treatment period was used to identify chronic use of codeine in the absence of a specific code identifying chronic pain status as for research purposes pain lasting longer than 6 months is recommended to be defines as chronic pain.</p> <p>Exclusion criteria:</p> <p>Patients occasionally treated with codeine in the 6 months before the index date were excluded in order to select incident codeine users. Patients with a cancer condition were excluded (according to the presence of cancer related ICD-10 code among the previously collected LTD) to ensure non-malignant origin of pain.</p> <p>Selection:</p> <p>A representative 1/97th random sample of the population covered by the French national health insurance system (the Echallon Generaliste des Beneficiers (EGB)), containing administrative, medical and pharmacy data.</p> <p>N=167,630 patients with at least 1 dispensation of codeine form January 1, 2004 to September 30, 2013</p> <p>N=2,806 chronic pain patients treated with codeine for at least 6 months</p>

Reference	Chenaf 2016 a ⁶⁰
	<p>N=2,305 chronic pain patients with at least 6 months of data available before the index date and with a possible follow-up of 12 months after the index date were selected.</p> <p>N=1,958 excluding those with a cancer diagnosis (n=347)</p> <p>In 2014 the EGB database was comprised of almost 700,000 beneficiaries with more than 10 years of follow-up. Patients were followed until September 2014 allowing at least 12 months of follow-up for all included patients.</p> <p>Baseline details:</p> <p>Age mean (SD): 62.7 (16.1) years; 63.2% women; n=168 (8.6%) low-income status; n=197 (10.1%) had mental health disorders. n=43 (2.1%) had a history of substance use disorder; n=11 (0.6%) had a history of opioid use disorder</p>
Prognostic variables	<p>Age: ≤40 vs >40 (referent)</p> <p>Gender: female vs male</p> <p>Low-income status (yes vs no)</p> <p>History of opioid use disorder (yes vs no)</p> <p>History of substance use disorder (yes vs no)</p> <p>Active chronic liver disease (yes vs no)</p> <p>Mental health disorders (yes vs no)</p> <p>Antidepressants (concurrent use) (yes vs no)</p> <p>Antipsychotics (previous use) (yes vs no)</p> <p>Hypnotic BZD (previous use) (yes vs no)</p> <p>Hypnotic BZD (concurrent use) (yes vs no)</p> <p>Anxiolytic BZD (previous use) (yes vs no)</p> <p>Anxiolytic BZD (concurrent use) (yes vs no)</p> <p>Strong opioids (previous use) (yes vs no)</p>
Confounders	<p>Factors considered significant in univariate analysis ($P < 0.15$) were entered to the multivariate analysis which was reported to be done accordingly to clinically relevant variables such as age and gender.</p>

Reference	Chenaf 2016 a ⁶⁰
Outcomes and effect sizes	<p>One-year incidence of codeine shopping behaviour (≥ 1 day of overlapping prescriptions written by ≥ 2 different prescribers and filled in ≥ 3 different pharmacies)</p> <p>HR 7.29 (95% CI 4.28 to 12.42) for younger age (≤ 40)</p> <p>HR 0.92 (95% CI 0.53 to 1.58) for gender (female vs male)</p> <p>HR 1.75 (95% CI 0.96 to 3.21) for low-income status</p> <p>HR 1.25 (95% 0.19 to 8.40) for history of opioid use disorders</p> <p>HR 0.89 (95% 0.21 to 3.83) for history of substance use disorder</p> <p>HR 2.09 (95% CI 0.62 to 7.03) for active chronic liver disease</p> <p>HR 2.25 (95% CI 1.08 to 4.67) for mental health disorders</p> <p>HR 0.93 (95% CI 0.53 to 1.63) for concurrent use of antidepressants</p> <p>HR 1.03 (95% CI 0.42 to 2.53) for previous use of antipsychotics</p> <p>HR 1.56 (95% CI 0.70 to 3.49) for previous use of hypnotic BZD</p> <p>HR 0.89 (95% CI 0.43 to 1.83) for concurrent use of hypnotic BZD</p> <p>HR 0.63 (95% CI 0.32 to 1.26) for previous use of anxiolytic BZD</p> <p>HR 3.12 (95% CI 1.55 to 6.26) for concurrent use of anxiolytic benzodiazepines</p> <p>HR 2.94 (95% CI 1.24 to 6.98) for previous use of strong opioids</p>
Funding	The French National Agency for Medicines and Health Products Safety
Comments	High risk of bias for all prognostic factors as per the QUIPS checklist

Reference	Chenaf 2016 b ⁶¹
Study type and analysis	Retrospective cohort study and cox proportional hazard model
Number of participants and characteristics	<p>N=3505 CNCP patients treated with tramadol</p> <p>N=26 became tramadol shoppers</p>

Reference	Chenaf 2016 b ⁶¹
	<p>N=19 (73%) of those were female vs n=2315 (66.5%) of non-shoppers</p> <p>N=9 (35%) had low-income status vs 133 (3.8%) of non-shoppers</p> <p>None of the opioid shoppers had previous opioid use disorder vs 14 (0.4%) of non-shoppers</p> <p>Tramadol shoppers had a mean (SD) age of 47.6 (13.5) years vs non-shoppers had a mean (SD) age of 66.5 (14.6)</p> <p>Inclusion criteria:</p> <p>All patients aged 18 years and older treated by tramadol for at least six consecutive months (180 days) between January 1 January 2005 and 31 December 2012. The index date was the first dispensation of this continuous sequence of at least 180 days of treatment. A continuous sequence was defined as an interval between two consecutive dispensations inferior to 35 days.</p> <p>Exclusion criteria:</p> <p>Non-chronic pain patients, patients with a cancer condition, patients with less than 6 months available prior to index date or with less than 12 months of possible follow-up after the index date were excluded. Patients occasionally treated by tramadol in the 6 months before the index date were excluded to select incident tramadol users.</p> <p>Data source:</p> <p>Anonymous data came from a French health insurance claims database: Echantillon Generaliste des Beneficiaires (EGB), a representative 1/97th random sample of the population covered by the French national health insurance system. In 2014 the EGB database was comprised of almost 700,000 beneficiaries with more than 10 years of follow-up.</p> <p>People treated with tramadol in the period from 2005 to 2013 were selected.</p> <p>Characteristics:</p> <p>Mean age (S): 66.4 (14.7) years; 66.4% female; 4.1% were low-income status</p> <p>Median tramadol treatment duration was 260 (IQR 211 to 356) days; median daily dose of tramadol from index date to first shopping episode was 442 mg; median time from index date to first shopping episode of doctor shopping was 165 (IQR 78 to 238) days; Number of shopping episodes ranged from 1 to 64 during the study follow-up.</p> <p>Strong opioids used included morphine, fentanyl and oxycodone.</p>
Prognostic variables	<p>Age <40 vs ≥ 50 (referent)</p> <p>Age 40-50 vs ≥ 50 (referent)</p> <p>Gender: female vs male (referent)</p>

Reference	Chenaf 2016 b ⁶¹
	Low-income status (yes vs no) Prior use of strong opioids (yes vs no)
Confounders	It was not specified which confounders were adjusted in the multivariate analysis.
Outcomes and effect sizes	Shopping behaviour: HR 7.4 (95% CI 2.8 to 19.7) for age <40 vs ≥ 50 HR 2.8 (95% CI 1 to 7.7) for age 40-50 vs ≥ 50 HR 1.6 (95% CI 0.7 to 3.8) for female gender vs male HR 8.5 (95% CI 3.6 to 20.5) for low-income status HR 5.7 (95% CI 1.9 to 17.0) for prior use of strong opioids vs no prior use
Funding	The French National Agency for Medicines and Health Products Safety
Comments	Very high risk of bias for all risk factors as per the QUIPS checklist

Reference	Chui 2018 ⁶⁸
Study type and analysis	Retrospective cohort study with multivariable logistic regression analysis
Number of participants and characteristics	N=21,111 Veterans aged ≥ 65 years with musculoskeletal disorder (MSD), enrolled in Medicare. Prescription drug benefit utilisation: N=14,085 Veteran's health administration (VHA) only; 5,596 CMS only; N=1,430 both Proportion of patients with overlapping concurrent opioid prescriptions: 38% of VHA only, 24% of CMS only and 75% of both VHA and CMS utilisation N=11,254 65-74 years old N=7,597 75-84 years old N= 2,260 85+ years old N=20,755 Male (98.3%) 83.6% White

Reference	Chui 2018 ⁶⁸
	<p>42% moderate-to-severe pain intensity (pain scale 4-10)</p> <p>N= 1,538 (7.3%) substance use (illicit drugs & alcohol)</p> <p>N=1,172 (5.6%) major depression</p> <p>N= 1,514 (7.2%) PTSD</p> <p>N= 8,205 (38.9%) Charlson Comorbidity Score (CCI) 2+</p> <p>Data source:</p> <p>Data from the VA Musculoskeletal Disorders Cohort were linked with claims data from the Centres for Medicare and Medicaid Services (CMS) from VA Information Resource Centre (VIRec) using patient scrambled SSN (VIRec 2016). The VA Musculoskeletal Disorders Cohort is a comprehensive registry for all Veterans with MSD diagnoses who received care in a VHA inpatient and/or outpatient medical facility between 2000 and 2013,</p> <p>To be eligible for the VA Musculoskeletal Disorders Cohort, a veteran had to have one of 1,685 distinct International Classification of Diseases, 9th revision, Clinical Modification (ICD-9CM) diagnoses representing a musculoskeletal disorder recorded at ≥ 2 outpatient visits occurring within 18 months of one another or at ≥1 inpatient stay.</p> <p>Additional demographic and clinical information was extracted from VHA electronic clinical and administrative data sources in the Corporate Data Warehouse (CDW) for all eligible Veterans both prior to and following the date of their first MSD diagnosis (index date) to enable the analysis of longitudinal outcomes.</p> <p>Inclusion criteria:</p> <p>Veterans that entered the MSD cohort in 2008 and received an opioid prescription in 2010.</p> <p>Exclusion criteria:</p> <p>Veterans under 65 years of age, not eligible for Medicare part D, without an opioid prescription in 2010 and those who died during the study period.</p> <p>Characteristics:</p> <p>Mean age: 75; 83.6% white; 98.3% male; 58% reported no or mild pain intensity on the NRS at MSD index date (2008); BMI mean (SD): 29.18 (5.8)</p> <p>Median IQR number of prescriptions: 2 (1-6) in VHA only, 2 (1-5) in CMS only, 9 (4-15) in those who used both VHA and CMS</p> <p>MSD diagnoses: non-traumatic joint, back pain, osteoarthritis, fracture, gout, neck pain, fibromyalgia, temporomandibular joint pain</p>

Reference	Chui 2018 ⁶⁸
	Opioid medications included: codeine, fentanyl, hydrocodone, hydromorphone, levorphanol, meperidine, morphine, oxycodone, oxymorphone, pentazocine, propoxyphene, tapentadol and tramadol.
Prognostic variables	<p>Age: 65-74 years (referent) vs 75-84 years vs 85+ years old</p> <p>Non-white race vs white race (referent)</p> <p>Female sex vs male sex (referent)</p> <p>Moderate to severe pain intensity (pain scale 4-10)</p> <p>Charlson comorbidity index (CCI) 2+ vs CCI score 0-1 (referent)</p> <p>Substance use disorder (alcohol and illicit drug use disorders)</p> <p>PTSD</p> <p>Major depression</p> <p>Dual Use of VHA and Medicare part D (Veterans were identified as VHA only if they did not have any Medicare opioid prescription in 2010, Medicare only if all of their opioid prescriptions were from Medicare providers or dual use if they received opioid prescriptions from both VHA and Medicare in 2010)</p>
Confounders	<p>Demographic and clinical characteristics: Age, sex and ethnicity (at index date), moderate-to-severe pain intensity (pain score from 4 to 10 at the pain intensity numerical rating scale (NRS)) in 2008; co morbid diagnoses recorded ≥ 2 outpatient visits or ≥ 1 inpatient stay up to 12 months before or 6 months after the MSD index date; overall clinical severity (Charlson comorbidity index-CII), mental health diagnoses: depressive disorder, substance use disorder (alcohol and illicit drug use disorders) and post-traumatic stress disorder (PTSD)</p> <p>At index date.</p>
Outcomes and effect sizes	<p>Overlapping concurrent opioid prescriptions (prescription starting before the end-date of a prior prescription, inclusive of prescriptions outside the VHA):</p> <p>OR 0.81 (95% CI 0.75 to 0.87) for age 75-84 years old vs 65-74 years</p> <p>OR 0.83 (95% CI 0.74 to 0.92) for age 85+ years old vs 65-74 years</p> <p>OR 0.77 (95% CI 0.71 to 0.84) for non-white vs white race</p> <p>OR 0.97 (95% 0.75 to 1.24) for female sex vs male sex</p> <p>OR 1.40 (95% 1.31 to 1.49) for moderate-to-severe pain intensity (NRS score 4-10)</p> <p>OR 0.96 (95% 0.90 to 1.03) for overall clinical severity: CCI 2+ versus CCI score 0-1</p>

Reference	Chui 2018 ⁶⁸
	<p>OR 1.18 (95% 1.05 to 1.33) for substance use disorder</p> <p>OR 0.94 (95% 0.82 to 1.05) for PTSD</p> <p>OR 1.32 (95% CI 1.15 to 1.52) for major depression</p> <p>OR 5.28 (95% CI 4.60 to 6.05) for dual use of VHA and Medicare part D</p> <p>Median (IQR) number of prescriptions: 9 (4-15) in those with dual use vs 2 (1-6) in VHA only and 2 (1-5) in Medicare only.</p>
Funding	The Department of Veterans Affairs, Veterans Health Administration, Office of Research and Development, and Health Services Research and Development, and Office of Academic Affairs HSR&D Fellowship
Comments	Low risk of bias for all other risk factors as per the QUIPS checklist

Reference	Cook 2018 ⁷⁶
Study type and analysis	Retrospective cohort with multivariable Cox proportional hazards regression model
Number of participants and characteristics	<p>N=11,663 Benzodiazepine users</p> <p>White: n= 7179; Black: n= 1265; Latino: n= 2854; Asian: n= 365 Sex: 65% female</p> <p>Substance use disorder diagnosis:</p> <p>Alcohol: 17%; Marijuana: 2%; Cocaine: 11%; Opioid: 32%; Tobacco: 25%; pain medication: 44%</p> <p>Mental health disorder diagnosis:</p> <p>Depression: 31%; Anxiety: 45%; Bipolar: 8%; Psychosis: 3%; PTSD: 11%; Sleeping disturbance: 12%</p> <p>BZD dependence diagnosis: 2.2%</p> <p>Data source:</p> <p>Electronic health records from an urban healthcare system in New England, serving predominantly low SES, publicly insured and racial/ethnic/linguistic minority populations. The healthcare system has a network of three hospitals and fifteen community-based clinics that provide primary care, inpatient and outpatient specialty mental health care and intensive outpatient substance use treatment. The data included medication events in the 32 months between January 2013 and September 2015. Diagnoses were identified from outpatient and inpatient primary care and specialty treatment.</p> <p>Inclusion criteria:</p>

Reference	Cook 2018 ⁷⁶
	<p>Age 18 years or over with at least 3 visits to primary care during the 32-month period with 1 or more benzodiazepine prescription</p> <p>Exclusion criteria:</p> <p>Received a diagnosis of benzodiazepine use disorder before the first recorded benzodiazepine prescription</p> <p>Additional characteristics:</p> <p>Mean (SD) age: 49.8 (16.6); mean (SD) number of BZD prescriptions: 4.6 (7.1)</p>
Prognostic variables	<p>Race (referent = white)</p> <p>Sex (referent = female)</p> <p>Age (referent = 18-24)</p> <p>Substance use diagnosis (vs no diagnosis)</p> <p>Mental health disorder diagnosis (vs no diagnosis)</p>
Confounders	<p>Regression model adjusted for: substance use disorder diagnosis (alcohol, marijuana, cocaine, opioid, tobacco, pain medication), mental health disorder diagnosis, age, sex, race; model also included interactions between age and sex.</p>
Outcomes and effect sizes	<p>Diagnosis of benzodiazepine dependence subsequent to receiving a prescription, defined as a diagnosis of dependence on a sedative, hypnotic or anxiolytic (ICD-9).</p> <p>For the main evidence review sections confidence intervals have been calculated using the standard errors (SEs) reported in the paper</p> <p>Race (referent = white)</p> <ul style="list-style-type: none"> - Black: HR 0.18 (SE 0.08) - Latino: HR 0.20 (SE 0.08) - Asian: HR 0.43 (SE 0.28) <p>Sex (referent = female)</p> <ul style="list-style-type: none"> - HR: 1.33 (SE 0.45) <p>Age (referent = 18-24)</p> <ul style="list-style-type: none"> - 25-34: HR 1.23 (SE 0.64) - 35-44: HR 0.66 (SE 0.35)

Reference	Cook 2018 ⁷⁶
	<ul style="list-style-type: none"> - 45-54: HR 0.87 (SE 0.44) - 55-64: HR 1.08 (SE 0.54) - 65+: HR 1.47 (SE 0.74) Substance use diagnosis (vs no diagnosis) <ul style="list-style-type: none"> - Alcohol: HR 0.77 (SE 0.13) - Marijuana: HR 0.28 (SE 0.16) - Cocaine: HR 1.13 (SE 0.18) - Opioid: HR 3.90 (SE 0.61) - Tobacco: HR 2.08 (SE 0.29) - Pain meds: HR 0.71 (SE 0.10) - 2+ SUD: HR 2.03 (SE 0.34) Mental health disorder diagnosis (vs no diagnosis) <ul style="list-style-type: none"> - Depression: HR 1.43 (SE 0.19) - Anxiety: HR 1.60 (SE 0.23) - Bipolar: HR 1.02 (SE 0.20) - PTSD: HR 0.91 (SE 0.17) - Sleeping disturbance: HR 0.69 (SE 0.13)
Funding	The National Institute of Drug Abuse (country: USA)
Comments	High risk of bias across risk factors as per the QUIPS checklist.

Reference	Hoffman, 2017 ¹³
Study type and analysis	Retrospective cohort; multivariable logistic regression.
Number of participants	Total cohort =1993

Reference	Hoffman, 2017 ¹³																																								
and characteristics	<p>Duration of opioid use <90 days, n=1452</p> <p>Duration of opioid use ≥90 days, n=541</p> <p>Inclusion criteria:</p> <p>People with polyneuropathy receiving 90 or more consecutive days of opioid therapy</p> <p>Exclusion criteria:</p> <p>Not reported</p> <p>Characteristics & data source:</p> <p>People who resided in Olmsted County, Minnesota from January 1 2006 to December 31 2010, identified by the Rochester Epidemiology Project database</p>																																								
	Baseline characteristics	<table border="1" style="width: 100%; border-collapse: collapse;"> <thead> <tr> <th style="width: 40%;"></th> <th style="width: 30%;">Duration of opioid use <90 days N=1452</th> <th style="width: 30%;">Duration of opioid use ≥90 days N=541</th> </tr> </thead> <tbody> <tr> <td>Duration of consecutive opioids, median (IQR), d</td> <td>17 (8-34)</td> <td>228 (133-392)</td> </tr> <tr> <td>Female sex, No. (%)</td> <td>674 (46.4)</td> <td>308 (56.9)</td> </tr> <tr> <td>Nonopioid analgesic prescriptions, No. (%)</td> <td></td> <td></td> </tr> <tr> <td> α2Δ antagonist</td> <td>456 (31.4)</td> <td>335 (61.9)</td> </tr> <tr> <td> Serotonin norepinephrine reuptake inhibitor</td> <td>161 (11.1)</td> <td>129 (23.8)</td> </tr> <tr> <td> Tricyclic antidepressant</td> <td>218 (15.0)</td> <td>162 (29.9)</td> </tr> <tr> <td> Topical analgesics</td> <td>156 (10.7)</td> <td>148 (27.4)</td> </tr> <tr> <td> Any nonopioid analgesic</td> <td>670 (46.1)</td> <td>430 (79.5)</td> </tr> <tr> <td>Lower limb complications, No. (%)</td> <td></td> <td></td> </tr> <tr> <td> Ulcers</td> <td>300 (20.7)</td> <td>151 (27.9)</td> </tr> <tr> <td> Amputations</td> <td>73 (5.0)</td> <td>29 (5.4)</td> </tr> <tr> <td> Neuroma, bunion, and toe deformity</td> <td>46 (3.2)</td> <td>19 (3.5)</td> </tr> </tbody> </table>		Duration of opioid use <90 days N=1452	Duration of opioid use ≥90 days N=541	Duration of consecutive opioids, median (IQR), d	17 (8-34)	228 (133-392)	Female sex, No. (%)	674 (46.4)	308 (56.9)	Nonopioid analgesic prescriptions, No. (%)			α2Δ antagonist	456 (31.4)	335 (61.9)	Serotonin norepinephrine reuptake inhibitor	161 (11.1)	129 (23.8)	Tricyclic antidepressant	218 (15.0)	162 (29.9)	Topical analgesics	156 (10.7)	148 (27.4)	Any nonopioid analgesic	670 (46.1)	430 (79.5)	Lower limb complications, No. (%)			Ulcers	300 (20.7)	151 (27.9)	Amputations	73 (5.0)	29 (5.4)	Neuroma, bunion, and toe deformity	46 (3.2)	19 (3.5)
	Duration of opioid use <90 days N=1452	Duration of opioid use ≥90 days N=541																																							
Duration of consecutive opioids, median (IQR), d	17 (8-34)	228 (133-392)																																							
Female sex, No. (%)	674 (46.4)	308 (56.9)																																							
Nonopioid analgesic prescriptions, No. (%)																																									
α2Δ antagonist	456 (31.4)	335 (61.9)																																							
Serotonin norepinephrine reuptake inhibitor	161 (11.1)	129 (23.8)																																							
Tricyclic antidepressant	218 (15.0)	162 (29.9)																																							
Topical analgesics	156 (10.7)	148 (27.4)																																							
Any nonopioid analgesic	670 (46.1)	430 (79.5)																																							
Lower limb complications, No. (%)																																									
Ulcers	300 (20.7)	151 (27.9)																																							
Amputations	73 (5.0)	29 (5.4)																																							
Neuroma, bunion, and toe deformity	46 (3.2)	19 (3.5)																																							

Reference	Hoffman, 2017 ¹¹³		
	Ankle fusions	10 (0.7)	5 (0.9)
Prognostic variables	Long term opioid therapy ≥90 days vs shorter term opioid therapy <90 days (referent)		
Confounders	Multivariate models were used to adjust ORs and HRs for the potentially confounding effects of Charlson Comorbidity Index comorbidities, sex and use of non-opioid analgesics, when applicable.		
Outcomes and effect sizes	<p>Hazard ratio for outcomes of opioid dependence, opioid abuse (determined by International Classification of Diseases, Ninth Revision, Clinical Modification, codes) from 2006 to 2014. 'Given that HRs were used for the analysis, only incident diagnoses occurring after the initial opioid prescription were counted'.</p> <p>Opioid dependence: Adjusted HR: 2.85 (95% CI 1.54 to 5.47) for long term opioid therapy ≥90 vs <90 days</p> <p>Opioid abuse: Adjusted HR: 3.97 (95% CI 0.87 to 28.9) for long term opioid therapy ≥90 vs <90 days</p>		
Funding	The Mayo Foundation for Medical Education and Research, Mayo Clinic Centre for Individualised Medicine, the National Institutes of Health (NIH)- Funded Rochester Epidemiology Project		
Comments	High risk of bias for all outcomes as per the QUIPS checklist.		

Reference	Park 2016 ¹⁴⁷		
Study type and analysis	Retrospective cohort study analysed using a Cox proportional hazards model.		
Number of participants and characteristics	<p>N=847</p> <p>Patients receiving ≥ one benzodiazepine prescription n=196 (23%)</p> <p>Patients who had ≥ two early opioid refills n=183 (22%)</p> <p>Inclusion criteria:</p> <p>Patients aged 18 to 89 years who met the following criteria during the study period from September 1, 2011 – August 31, 2012:</p> <p>1) ≥ one visit to a hospital-based primary care clinic or one of two community health centres, 2) received chronic opioid therapy for chronic non-cancer pain, previously defined as receiving ≥ 3 opioid prescriptions at least 21 days apart within a 6-month period, and 3) completed at least one urine drug test.</p>		

Reference	Park 2016 ¹⁴⁷
	<p>Selection:</p> <p>1,285 patients received chronic opioid therapy in the 3 primary care clinics during the study period.</p> <p>325 (25%) did not receive a drug test during the study period and thus were excluded.</p> <p>847 remaining patients constituted the final sample size.</p> <p>The study utilized de-identified data abstracted from the electronic medical record (EMR) and housed at the Boston Medical Center Clinical Data Warehouse.</p> <p>Baseline details:</p> <p>Age, mean (SD): 51 (11) for Benzodiazepine prescription, 53 (11) for no Benzodiazepine prescription during the study period</p> <p>Female, % (n): 58 (114) for Benzodiazepine prescription, 38 (250) for no Benzodiazepine prescription during the study period</p> <p>Race white, % (n): 50 (98) for Benzodiazepine prescription, 32 (207) for no Benzodiazepine prescription during the study period</p> <p>Charlson Comorbidity Index ≥ 1, % (n): 73 (143) for Benzodiazepine prescription, 69 (447) for no Benzodiazepine prescription during the study period</p> <p>Any depressive disorder, % (n): 73 (144) for Benzodiazepine prescription, 47 (307) for no Benzodiazepine prescription during the study period</p> <p>Any anxiety disorder, % (n): 61 (120) for Benzodiazepine prescription, 30 (197) for no Benzodiazepine prescription during the study period</p> <p>Any drug use disorder, % (n): 67 (131) for Benzodiazepine prescription, 62 (406) for no Benzodiazepine prescription during the study period; that included opioids, cocaine, sedatives, marijuana, polysubstance and other drug abuse or dependence</p> <p>Overall, 63% had a drug use disorder diagnosis in their medical record (reported to also include opioids along with cocaine, sedatives marijuana, polysubstance and other drug abuse or dependence)</p> <p>The most common pain diagnosis was musculoskeletal (82%); Patients who received benzodiazepines were more likely to be female, white and have a diagnosis of depressive, anxiety or other psychiatric disorder.</p>
Prognostic variable	<p>Receipt of benzodiazepine prescription prescribed by a primary care clinician. This was treated as a time-varying variable, indicating that benzodiazepine prescription status was allowed to vary over time.</p> <p>Benzodiazepines included: alprazolam, bromazepam, chlordiazepoxide, clonazepam, clorazepate, diazepam, estazolam, flurazepam, lorazepam, midazolam, oxazepam, temazepam, and triazolam.</p>

Reference	Park 2016 ¹⁴⁷
Confounders	<p>Potential confounders included age, sex, race, and Medicaid insurance. Medical comorbidities were assessed using the Charlson Comorbidity Index²⁴ and pain, and mental health and substance use disorders were also assessed. Diagnoses were obtained using ICD-9 (International Classification of Diseases, ninth edition) codes from the EMR problem list or through billing codes and included any anxiety disorder, any depressive disorder, any other psychiatric disorder (bipolar and psychotic disorders), any drug use disorder (opioids, cocaine, sedatives, marijuana, polysubstance and other drug abuse and dependence), and any alcohol use disorder (alcohol abuse and dependence).</p> <p>All of the above were adjusted for in the analysis.</p>
Outcomes and effect sizes	<p>Time to second early opioid refill prescription. Early opioid refill was defined as an opioid prescription written 7-25 days after the previous prescription for the same drug.</p> <p>Cox proportional hazards model was used to calculate the hazard of time to second early opioid refill for those in receipt of benzodiazepine prescription compared to no receipt.</p> <p>Adjusted HR 1.54 (95% CI 1.09 to 2.18) for receipt of benzodiazepine prescription compared to non-receipt of benzodiazepine prescription</p>
Funding	The National Institute on Drug Abuse (country: USA)
Comments	Low risk of bias as per the QUIPS checklist

Reference	Reid 2002 ¹⁵²
Study type and analysis	Retrospective cohort study and multivariate logistic regression analysis
Number of participants and characteristics	<p>N=98</p> <p>Patients with prescription opioid abusive behaviours: n=27 (27.55%)</p> <p>Patients with lifetime history of substance use disorder: n= 41 (41.84%)</p> <p>Inclusion criteria:</p> <p>Individuals at either of two primary care practices (one at the VA Connecticut Healthcare System (VACHS) and the Primary Care Centre (PCC) located at Yale-New Haven Hospital) who received 6 or more months of opioid prescriptions during a 1-year period (April 1, 1997 through March 31, 1998) for noncancer pain and were not on methadone maintenance.</p> <p>Selection:</p>

Reference	Reid 2002 ¹⁵²
	<p>Populations were drawn from the aforementioned two primary care practices, selecting a random sample of VA patients and all PCC patients as follows.</p> <p>Potentially eligible PCC patients were identified by reviewing duplicate copies of all scheduled prescriptions written from April 1, 1997 through March 31, 1998.</p> <p>N=54 PCC patients who received 6 or more months of opioid prescriptions over the 12-month period were identified.</p> <p>N=6 PCC patients were excluded due to opioid use for cancer-related pain</p> <p>N=48 PCC patients remained as the final PCC sample</p> <p>Potentially eligible VA patients were identified through searching the VA pharmacy computer records.</p> <p>N=392 VA patients who received 6 or more months of opioid prescriptions over the 12-month period were identified.</p> <p>N=60 potentially eligible VA patients were randomly sampled in order to obtain a final similar number of 50 participants (representing the expected total number of eligible PCC patients)</p> <p>N=9 VA patients were ineligible due to the use of an opioid medication for cancer-related pain and n=1 was on methadone maintenance.</p> <p>N=50 VA patients remained as the final VA sample.</p> <p>Baseline details:</p> <p>VA population median age (range): 54 (33 to 84); 92% male; 88% white; type of chronic pain: 44% low back pain; median (range) duration of pain: 10 (3 to 50) years; psychiatric comorbidity: 44% depression, 20% anxiety; lifetime history of substance use disorder: alcohol abuse/dependence: 46%, narcotic abuse/dependence 18%; medical diseases mean (SD): 2 (1.5)</p> <p>PCC population median age (range): 55 (26 to 80); 33% male; 52% white; type of chronic pain: 25% low back pain; median (range) duration of pain: 13 (1 to 49) years; psychiatric comorbidity: 54% depression, 21% anxiety; lifetime history of substance use disorder: alcohol abuse/dependence: 31%, narcotic abuse/dependence 38%; medical diseases mean (SD): 2 (1.6)</p> <p>A lifetime history of substance use disorder was recorded for 23 VA and 18 PCC patients, among whom evidence in support of a current (i.e., occurring while on opioids) substance disorder was found in 9 VA and 5 PCC patient records</p> <p>Most frequently prescribed types of opioids: oxycodone/acetaminophen (short-acting opioid) and extended-release morphine sulfate (long-acting opioid)</p> <p>Of the total sample N=98, most patients (n=88) were prescribed daily doses, while n=10 received as-needed doses of opioids (e.g., for chronic headache).</p>

Reference	Reid 2002 ¹⁵²
Prognostic variables	<p>Age</p> <p>Number of medical diseases (mean number of individual chronic medical diseases determined by the unweighted Charlson Index)</p> <p>Lifetime history of substance use disorder (demonstrated by 1 or more of the following: 1) admission for detoxification e.g., alcohol, cocaine or referral for detoxification that was declined by the patient, 2) testing positive for other substances e.g., elevated blood alcohol level or urine screen positive for cocaine and 3) recorded episodes of alcohol abuse or dependence.)</p>
Confounders	The confounders are not specified in the study
Outcomes and effect sizes	<p>Prescription opioid abuse behaviour (included reports of lost or stolen opioid medication or prescriptions, documentation that patients were using multiple sources to obtain opioid medication or requests for 2 or more early refills). Median time to onset of prescription opioid abuse behaviours was 24 months (range 3 to 72 months)</p> <p>Adjusted OR 0.94 (95% CI 0.89 to 0.99) for age</p> <p>Adjusted OR 0.72 (95% CI 0.45 to 1.1) for number of medical diseases</p> <p>Adjusted OR 3.8 (95% CI 1.4 to 10.8) for lifetime history of substance use disorder</p>
Funding	Advanced Career Development Award from the Department of Veteran Affairs Health Services Research Division, Robert Wood Johnson Foundation Generalist Physician Faculty Scholar Award, Paul Beeson Physician Faculty Scholar in Aging Research Award (country: USA)
Comments	<p>High risk of bias for age as per the QUIPS checklist</p> <p>Very high risk of bias for history of substance use disorder as per the QUIPS checklist</p> <p>High risk of bias for number of medical diseases as per the QUIPS checklist</p>

Reference	Seal 2012 ¹⁵⁸
Study type and analysis	Retrospective cohort and Poisson regression with robust error variance.
Number of participants and characteristics	<p>Total sample N= 15,676</p> <p>N= 7983 had PTSD</p> <p>N= 3205 had other mental health diagnoses but not PTSD</p> <p>N=4488 without a mental health diagnosis</p>

Reference	Seal 2012 ¹⁵⁸
	<p>N= 4595 had an early opioid refill</p> <p>Inclusion: veterans who entered VA health care from October 1, 2005, through December 31, 2008. Iraq and Afghanistan veterans who received a new non-cancer-pain diagnosis within 1 year of VA entry. Veterans were required to have at least 1 opioid prescription for a minimum of 20 consecutive days in the first year of pain diagnosis.</p> <p>Exclusion: not reported</p> <p>Characteristics & data source: participants were identified from the national VA's OEF/OIF roster, an accruing national database of veterans who have separated from military service and have enrolled in Veterans Affairs health care. The roster data were linked to 2 other VA administrative databases: the VA National Patient Care Database to obtain information on VA clinical visits and associated clinical diagnoses and the VA decision support system to obtain detailed VA pharmacy records.</p> <p>Baseline characteristics reported for wider population of veterans with an index pain diagnosis, not reported for those with an index pain diagnosis and who had received prescription opioids for 20 or more consecutive days</p>
Prognostic variables	<p>No mental health diagnosis (referent) vs mental health diagnosis:</p> <ul style="list-style-type: none"> -PTSD diagnosis with and without other mental health diagnoses (depressive, anxiety, alcohol use, drug use disorders and traumatic brain injury) ---Other mental health diagnoses excluding PTSD
Confounders	<p>Confounding variables included sociodemographic (i.e., age, sex, race/ethnicity, marital status, VA facility type - medical centre vs community clinic) and military service characteristics (i.e., component, rank, service branch, and number of deployments)</p>
Outcomes and effect sizes	<p>Early opioid refills (obtaining the same opioid prescription for more than 7 days before the end of the prior prescription), used as a proxy for high-risk opioid behaviour in the study, determined by reviewer to be a surrogate measure of opioid misuse/dependence (as also used by other studies)</p> <p>Adjusted RR 1.50 (95% CI 1.39-1.62) for mental health diagnosis without PTSD</p> <p>Adjusted RR 1.64 (95% CI 1.53-1.75) for PTSD with or without other mental health diagnosis vs no mental health diagnosis</p>

Reference	Seal 2012 ¹⁵⁸
	<p>Concurrent opioids (>7 days overlap):</p> <p>Adjusted RR 1.62 (95% CI 1.44 to 1.81) for mental health diagnosis without PTSD</p> <p>Adjusted RR 1.87 (95% CI 1.70 to 2.06) for PTSD with or without other mental health diagnosis vs no mental health diagnosis</p> <p><i>Note: study also gives relative risks for the outcomes of highest quintile of average daily opioid use (≥ 33 mg/d) , duration of opioid use ≥ 2 months and concurrent sedative hypnotics.</i></p>
Funding	The Department of Veterans Affairs (VA) Health Services Research and Development (HSRD) Research Enhancement Award Program at the San Francisco VA Medical Centre, VA HSRD Career Development Awards and the National Institutes of Health, National Heart, Lung and Blood Institute (country: USA)
Comments	Very high risk of bias across risk factors and outcomes as per the QUIPS checklist

Reference	Tvete 2016 ¹⁶⁹
Study type and analysis	Retrospective cohort (observational prescription registry) study with cox proportional hazard regression model analysis
Number of participants and characteristics	<p>N= 19,747 new BZD users with a first redemption for diazepam or oxazepam</p> <p>N=15,927 (80.7%) started on diazepam</p> <p>Of these: n=5998 (37.7%) were male; previous medication: 19.2% antidepressants and lithium, 5.3% antipsychotics, 0.6% opioids, anti-alcohol and smoking cessation drugs, 21.8% drugs for cardiac disease, 6.3% drugs for rheumatic diseases, 10.3% drugs for COPD</p> <p>N=19,946 (68.7%) had high education</p> <p>N=5943 (37.3%) had low income; n=6663 (41.8%) had average income; n=3321 (20.9%) had high income</p> <p>N=5309 (33.3%) worked in the private sector; n=5902 (37.1%) worked in the public sector; n=4715 (29.6%) bot registered</p> <p>N=3820 (19.3%) started on oxazepam</p> <p>Of these: n=1629 (42.6%) were male; previous medication: 26.8% antidepressants and lithium, 9.1% antipsychotics, 1.7% opioids, anti-alcohol and smoking cessation drugs, 22.8% drugs for cardiac disease, 5.2% drugs for rheumatic diseases, 10.8% drugs for COPD</p> <p>N=2509 (65.7%) had high education</p>

Reference	Tvette 2016 ¹⁶⁹
	<p>N=1657 (43.4%) had low income; n=1443 (37.8%) had average income; n=720 (18.8%) had high income</p> <p>N=1080 (28.3%) worked in the private sector; n=1330 (34.8%) worked in the public sector; n=1410 (36.9%) bot registered</p> <p>Data source:</p> <p>Data on prescription fulfilments were extracted from the Norwegian Prescription Registry (NorPD) linked with socio-economic data from Statistics Norway (SSB)</p> <p>Inclusion and exclusion criteria:</p> <p>Norwegian inhabitants aged 30-60 years who had a first redemption for diazepam or oxazepam during 2006, without redemptions for alprazolam, nitrazepam, flunitrazepam, hydroxyzine or buspirone from January 2004 to December 2005; the first redemption being between 10 and 30 defined daily doses and average defined daily dose per day redeemed in the first three months <1. Individuals who died during the observation period and individuals whose education level was registered in SSB were excluded.</p> <p>Baseline details:</p> <p>Diazepam group: mean age: 46.75 years</p> <p>Oxazepam group: mean age :47.29 years</p>
Prognostic variables	<p>Sex: female vs male (referent)</p> <p>Age (continuous)</p> <p>First BZD: oxazepam vs diazepam (referent)</p> <p>Previous medication: antidepressants and lithium, antipsychotics, opioids, anti-alcohol, and smoking cessation drugs, drugs and rheumatic diseases, drugs for Chronic obstructive pulmonary disease (COPD)</p> <p>Education: high (upper secondary school or higher) vs Low (until lower secondary school) (referent)</p> <p>Income: low (referent; equivalent of 14500 GBP) vs average (equivalent of 22000GBP) vs high (equivalent of 29000 GBP or higher)</p> <p>Type of work: private sector, public sector vs no registration (referent: e.g., unemployment, working from home, being ill and/or disabled)</p>
Confounders	Socio-demographic status and previous drug use; unclear if the analysis adjusted for other covariates in addition to the aforementioned and those entered in the model as prognostic factors

Reference	Tvete 2016 ¹⁶⁹
Outcomes and effect sizes	<p>Time to reach consumption level 2: redemption of ≥ 1 defined daily doses on average per day over a 3-month period (from a starting point of < 1 defined daily doses on average per day in the first 3 months). This outcome was defined as dose escalation which is considered a measure of drug misuse/ dependence by the primary study.</p> <p>HR 0.571 (95% CI 0.505 to 0.645) for male vs female</p> <p>HR 0.984 (95% CI 0.977 to 0.99) for age (continuous)</p> <p>HR 1.328 (95% CI 1.167 to 1.512) for first BZD prescription: oxazepam vs diazepam</p> <p>HR 1.687 (95% CI 1.491 to 1.91) for previous medication: antidepressants and lithium</p> <p>HR 1.753 (95% CI 1.488 to 2.066) for previous medication: antipsychotics</p> <p>HR 3.042 (95% CI 2.285 to 4.049) for previous medication: opioids, anti-alcohol and smoking cessation drugs</p> <p>HR 1.216 (95% CI 0.968 to 1.529) for previous medication: drugs for rheumatic diseases</p> <p>HR 1.288 (95% CI 1.089 to 1.523) for previous medication: drugs for COPD</p> <p>HR 0.647 (95% CI 0.574 to 0.73) for education high vs low</p> <p>HR 0.719 (95% CI 0.615 to 0.841) for average income vs low</p> <p>HR 0.569 (95% CI 0.453 to 0.714) for high income vs low</p> <p>HR 0.622 (95% CI 0.520 to 0.743) for type of work: private sector vs no registration</p> <p>HR 0.613 (95% CI 0.518 to 0.725) for type of work: public sector vs no registration</p>
Funding	The Norwegian Research council (project number 190420/V50)
Comments	High risk of bias for all risk factors as per the QUIPS checklist

Reference	Udayachalerm 2021 ¹⁷⁰
Study type and analysis	Retrospective cohort study, Cox proportional hazards with stepwise selection
Number of participants and characteristics	<p>Total N=341, 722</p> <p>N= 274,272 opioids only</p> <p>N= 67,450 benzodiazepine cohort (opioids and benzodiazepines)</p>

Reference	Udayachalerm 2021 ¹⁷⁰
	<p>Baseline characteristics (N=341, 722):</p> <p>Mean age (SD): 52.31 years (18.11); Female: 58.5%</p> <p>White: n=226,728, Black: n=30,578, Hispanic/Latino: n=1543, Asian: n=907, Native Hawaiian and other pacific Islanders: n=887, American Indian and Alaska Native: n=245, Others: n=11,530</p> <p>Charlson Comorbidity index score: Score 0= 178,025 and score 1-10=93,815</p> <p>Mental health conditions: 73,515</p> <p>Patients receiving medication for OUD: n=2270</p> <p>Short-acting opioids only: n=334,243, long-acting only: n=348; short-acting and long-acting within 30 days: n=6301, short-acting and long-acting not within 30d: n=830</p> <p>Concurrent medications with opioids: None (opioid only): n=275, 355, Benzodiazepine: n=34,829, Gabapentin/pregabalin: n=21,714, benzodiazepine and gabapentin/pregabalin within 30 days: n=7561; benzodiazepine and gabapentin/pregabalin not within 30 days: n=2263</p> <p>Data source:</p> <p>The study used medical, pharmacy, and encounter data contained within the Indiana Network for Patient Care (INPC) from 1 January 2012 to 31 December 2017. INPC, managed by Regenstrief Institute, is a state-wide health Information exchange that captures and stores clinical data for most of Indiana’s health systems, hospital, clinics, and providers, with data for more than 18 million patients. Most clinical data are from electronic health record entries. Pharmacy prescription data are contributed from Surescripts, a health information network that connects more than 95% of US pharmacies.</p> <p>Inclusion criteria:</p> <p>At least 18 years old, opioid naïve (no prior opioid prescription in the past 12 months) and had an opioid index date (first date of opioid prescription) within the study period. Had at least 6 months of available data from index date.</p> <p>Exclusion criteria:</p> <p>Diagnoses of cancer, dementia, or chronic liver disease and those who used medication for OUD at baseline.</p> <p>Indirectness: Proportion of those treated with opioids for chronic pain was unclear.</p> <p>Baseline: long term use 6.94% (long term use indicates patients who had a cumulative opioid days’ supply of at least 90 days within 6 months after the index opioid prescription).</p>
Prognostic variable	Number days’ supply (continuous)

Reference	Udayachalerm 2021 ¹⁷⁰
	<p>Opioid dosage, MME/d (continuous) (opioid dosage in milligrams was converted to morphine milligram equivalents (MME) by multiplying the dose in milligrams (average of all opioid medications prescribed for the person before the outcome occurred) with the conversion factor. Further converted to MME/d using formula (opioid dose in milligrams x MME conversion factor x dispensed amount)/ (number of days' supply)</p> <p>Concurrent short-acting (SA)/long-acting (LA) opioids:</p> <p>Concurrent use of SA and LA opioids within 30 days vs SA alone (referent)</p> <p>Concurrent use of SA and LA opioids not within 30 days vs SA alone (referent)</p> <p>Long acting only vs SA alone (referent)</p> <p>Concurrent medications with opioids:</p> <p>Concurrent use of benzodiazepines vs none – opioids only (referent)</p> <p>Concurrent use of gabapentin/pregabalin vs opioids only (referent)</p> <p>Concurrent use of benzodiazepines and gabapentin/ pregabalin within 30 days vs opioids only (referent)</p> <p>Concurrent use of benzodiazepines and gabapentin/ pregabalin not within 30 days vs opioids only (referent)</p>
Confounders	Analyses adjusted for age, sex and comorbidities.
Outcomes and effect sizes	<p>Composite outcome (any combination of opioid abuse, dependence, or overdose): created using ICD-9 and ICD-10 codes and defined as having a diagnosis of any combination of opioid abuse, dependence, or overdose within the study period (n=208,959), Incidence was 1.90 per 1000 person-years for the full patient cohort</p> <p><i>Note: the primary study also reports results for this outcome for other prognostic factors such as age and gender in table 3. However, the methods suggests that only those variables listed as 'independent variables' in the methods section are adjusted for age, sex and comorbidities. It is not clear whether the other HRs in table 3 are adjusted for age, sex, race and comorbidities, and therefore, only those variables listed as 'independent variables' in the methods have been extracted.</i></p> <p>Composite outcome (any combination of opioid abuse, dependence, or overdose):</p> <p>Adjusted HR: 1.025 (95% CI 1.019-1.032) for number of days' supply</p> <p>Adjusted HR: 1.003 (95% CI 1.001-1.006) for opioid dosage (MME/d)</p> <p>Adjusted HR: 2.12 (1.78-2.54) for concurrent use of SA and LA opioids within 30 days vs SA alone</p> <p>Adjusted HR: 1.99 (1.24-3.18) for concurrent use of SA and LA opioids not within 30 days vs SA alone</p> <p>Adjusted HR: 2.17 (0.81-5.86) for LA alone vs SA alone</p>

Reference	Udayachalerm 2021 ¹⁷⁰
	<p>Adjusted HR: 1.38 (1.17-1.61) for concurrent use of benzodiazepines vs opioid alone</p> <p>Adjusted HR: 1.54 (1.29-1.84) for concurrent use of gabapentin/pregabalin vs opioid alone</p> <p>Adjusted HR: 1.68 (1.38-2.04) for concurrent use of benzodiazepines and gabapentin/ pregabalin within 30 days vs opioid alone</p> <p>Adjusted HR: 1.66 (1.24-2.22) for concurrent use of benzodiazepines and gabapentin/ pregabalin not within 30 days vs opioid alone</p> <p><i>Note: study also gives results for the outcomes of abuse and dependence separately. However, it is unclear from the methods in the primary study whether these HRs were adjusted for confounders, therefore the results for the composite outcome only were used.</i></p>
Funding	Regenstrief Foundation Grant
Comments	High risk of bias for all risk factors and outcomes as per the QUIPS checklist

Reference	Zhang 2018 ¹⁸⁰
Study type and analysis	Retrospective cohort study and linear probability models
Number of participants and characteristics	<p>N= 196,375 privately insured adults aged 18 to 64 years</p> <p>N= 63,419 Medicare advantage patients aged 65 or older</p> <p>Only results for the privately insured patients aged 18 to 64 years are presented in the paper, hence only characteristics relevant to them have been extracted.</p> <p>Features of the first opioid prescription:</p> <p>Short vs long-acting opioids: 99.1% were prescribed a short-acting opioid during their first prescription</p> <p>Daily average MMEs: 32.2% <30, 41.2% 30-50, 26.7% ≥ 50</p> <p>Days of opioid supply: 40.2% ≤3 days, 41.6% 4-7 days, 18.3% > 7 days' supply</p> <p>Data source:</p> <p>The study used data from the 2011-2014 Health Care Cost Institute (HCCI) insurance claims database, including claims from private insurance plans and Medicare Advantage plans. Privately insured adults aged 18-64 and Medicare Advantage patients aged 65 or older who did not have recent use of prescription opioids (period of 6-months without any opioid prescription) and filled an opioid prescription between July 1st 2011 and June 30th 2013.</p>

Reference	Zhang 2018 ¹⁸⁰
	<p>Inclusion criteria:</p> <p>At least 6 months of continuous enrolment in a private healthcare plan or a MA plan contributing data to HCCI prior to the months of their first opioid prescription (the index month) and continuously enrolled for at least 18 months after the index month</p> <p>Exclusion criteria:</p> <p>A cancer diagnosis in the 6 months prior to the index month</p> <p>Characteristics:</p> <p>Age: 35.5% aged 18-34; 23.4% aged 35-44; 24.3% aged 45-54 and 16.9% aged 55-64; 55.3% female; 11.5% back pain, 5.3% neck pain, 23% arthritis, 12.8% other pain; 12.6% had a mental health disorder; 0.6% had an alcohol use disorder; 0.5% had a drug use disorder; 2.2% had a tobacco use disorder</p> <p>Of the 340,629 patient-quarters with at least 1 day of opioid use, 4% had overlapping opioid prescriptions, 6.7% had overlapping opioid-benzodiazepine prescriptions, 2.5% had three or more prescribers and 4.2% had 120 or more daily average MMEs.</p> <p>Indirectness: Proportion of those treated with opioids for chronic pain was unclear.</p>
Prognostic variable	<p>Duration of action of the first opioid prescription: long vs short acting status (referent)</p> <p>Dosage of the first opioid prescription: daily average (morphine milligram equivalents) MMEs: <30 (referent) vs ≥30 but <50 or ≥50</p> <p>Days of supply of the first opioid prescription: ≤ 3days (referent) vs 4-7 days and > 7 days</p>
Confounders	<p>Analyses controlled for ordinal indicators of the quarters (second, third, sixth, with the first quarter as the reference), calendar year indicators, patient demographics (age groups, sex); dichotomous indicators of back pain, neck pain, arthritis/joint pain and other pain, an indicator of any mental health disorder, alcohol use disorder, any drug use disorder and tobacco use disorder, socio-demographic profiles at the patient’s residential ZIP codes.</p>
Outcomes and effect sizes	<p>Results were reported as percentage point increase compared to the reference category. Risk differences have been calculated using the confidence intervals. These are similar to the percentage point increases reported which had however been rounded to the nearest whole number. Thus, the confidence intervals, which were exact were used to get the risk difference as a more approximate measure.</p> <p>High-risk opioid use:</p> <p>Overlapping opioid prescriptions for 7 days or more (across the six 3-month quarters following the first prescription):</p> <p>Risk difference 14.70 (95% CI 12.7 to 16.7) for long vs short acting opioids in the first prescription</p> <p>Risk difference 6.65 (95% CI 6.3 to 7) for >7 days vs ≤3 days opioid supply in the first prescription</p>

Reference	Zhang 2018 ¹⁸⁰
	Risk difference 5.65 (95% CI 5.3 to 6) for >7 days vs 4-7 days opioid supply in the first prescription Three or more prescribers of opioids (across the six 3-month quarters following the first prescription): Risk difference 1.8 (95% CI 0.9 to 2.7) for long vs short acting opioids in the first prescription
Funding	Centre for Health Economics of Treatment Interventions for Substance Use Disorder, HCV and HIV (CHERISH), the National Institute on Drug Abuse Centre of Excellence (country: USA), the National Institute of Mental Health, the National Institute on Aging, the New York State Health foundation, the Agency for Healthcare Research and Quality and the Weill Cornell Medical College Department of Healthcare Policy and Research.
Comments	Very high risk of bias for all risk factors and outcomes as per the QUIPS checklist

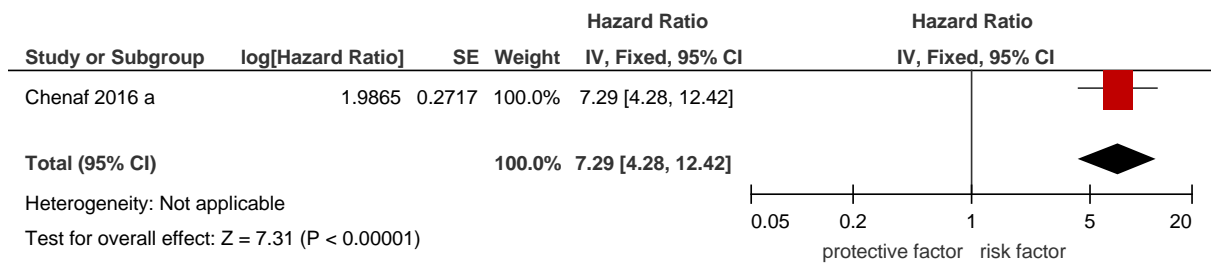
1 **Appendix E Forest plots**

2 **E.1 Opioids**

3 **E.1.1 Age**

4

Figure 2: Age ≤40 (compared to >40) for predicting codeine shopping behaviour



5

Figure 3: Age continuous: increasing (compared to decreasing) for predicting prescription opioid abuse

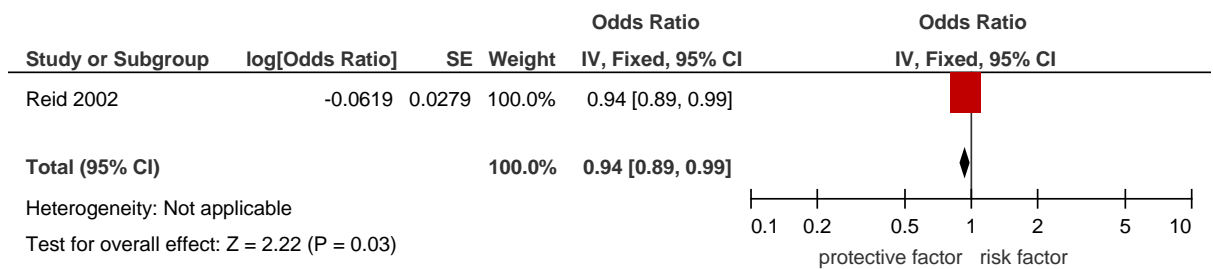
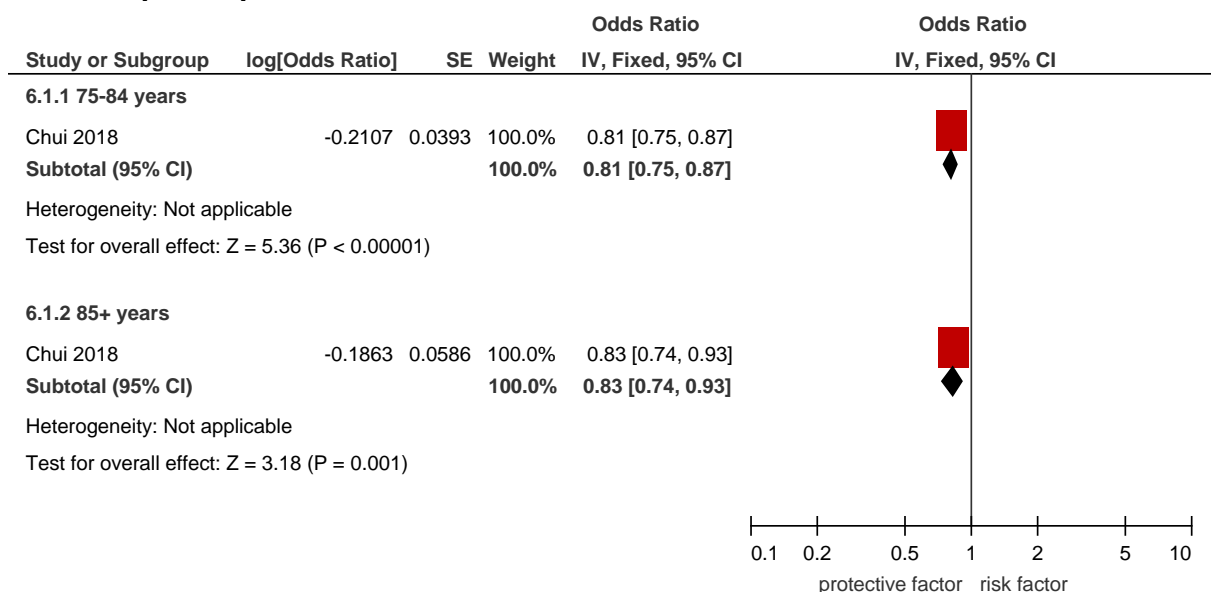
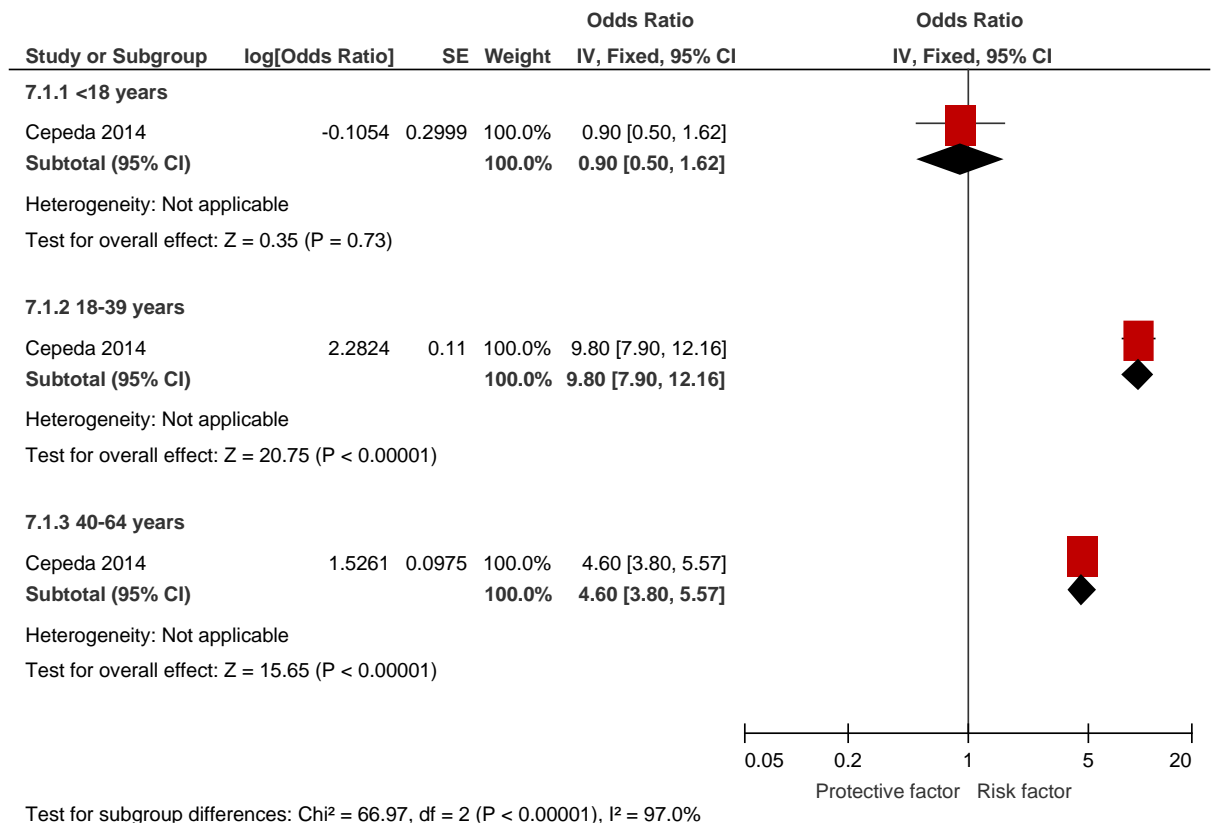


Figure 4: Age (compared to 65-74 years) for predicting overlapping concurrent opioid prescription



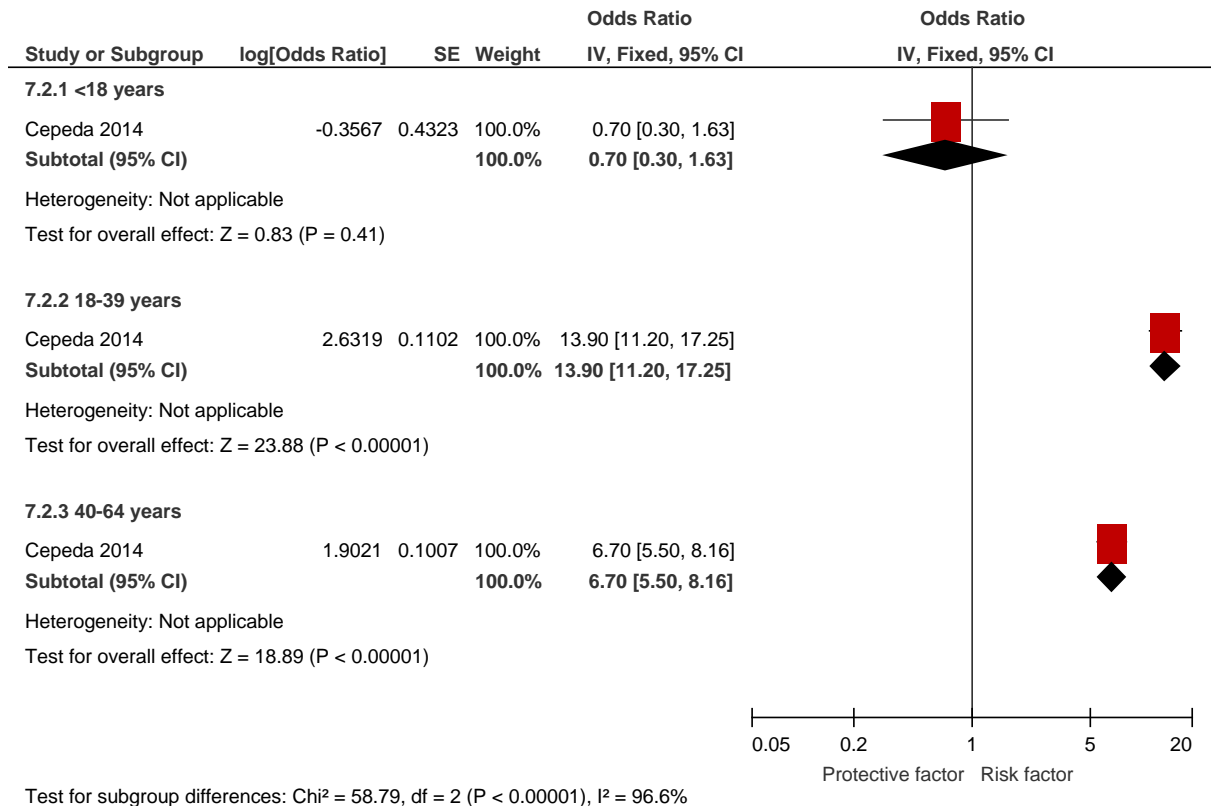
1

Figure 5: Age (compared to >64 years) for predicting shopping behaviour



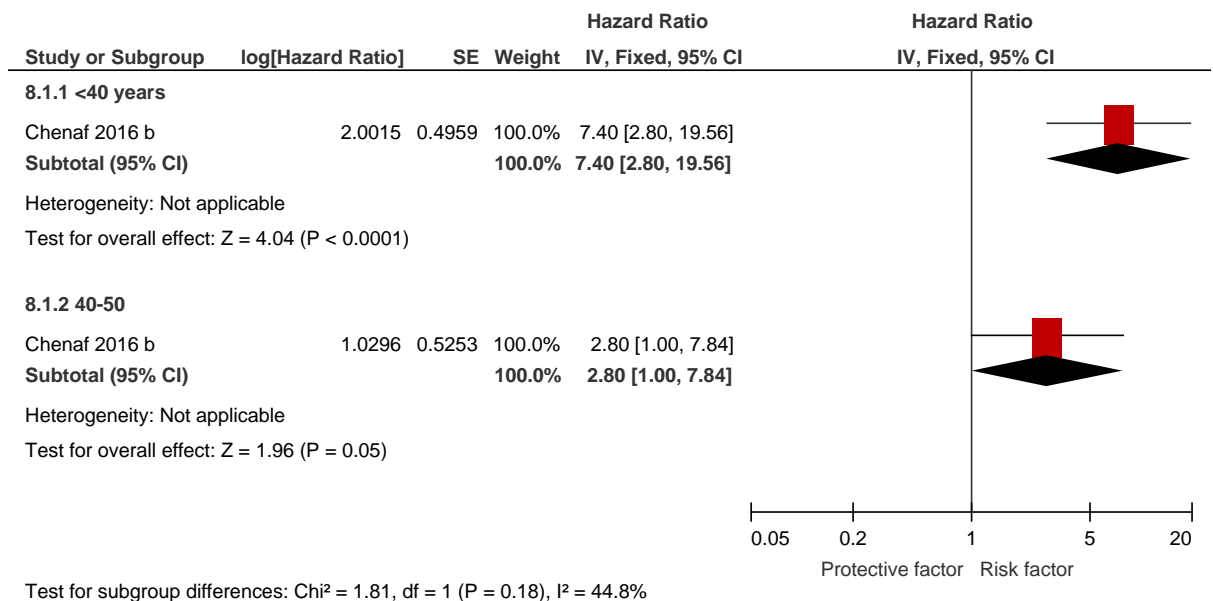
2

Figure 6: Age (compared to >64 years) for predicting opioid abuse



1
2

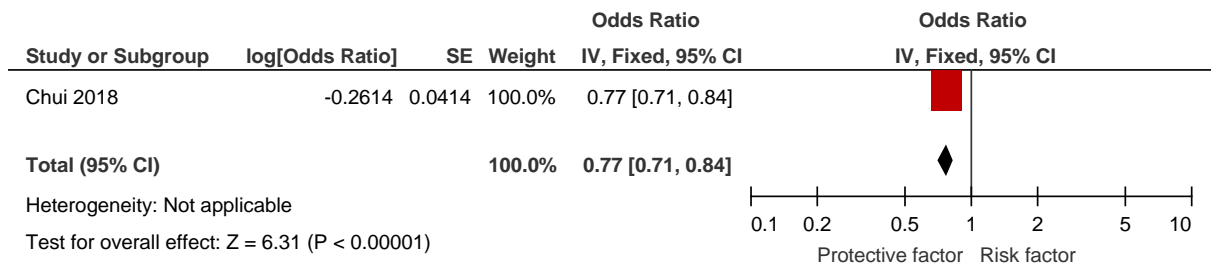
Figure 7: Age (compared to ≥50 years) for predicting tramadol shopping behaviour



3 **E.1.2 Family background**

4

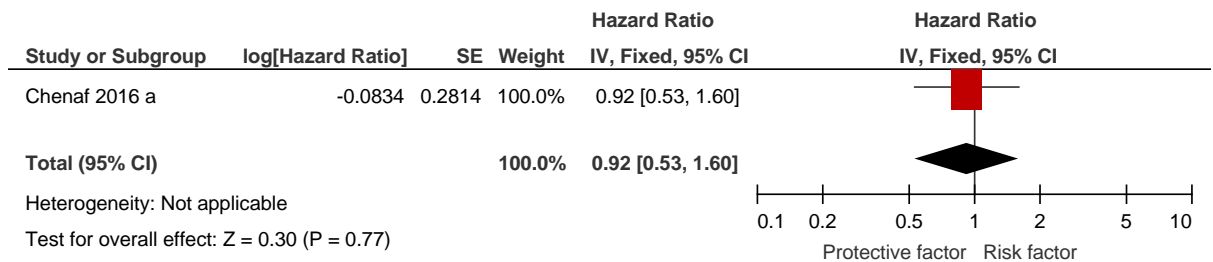
Figure 8: Family background: white (compared to non-white) for predicting overlapping concurrent opioid prescriptions



1 **E.1.3 Gender**

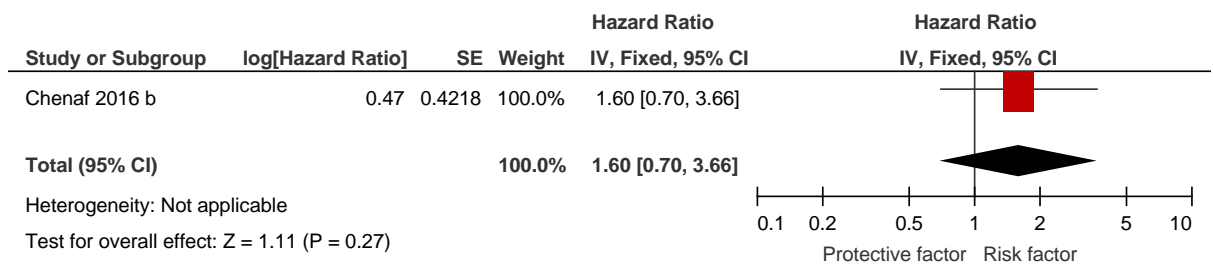
2

Figure 9: Gender: female (compared to male) for predicting codeine shopping behaviour



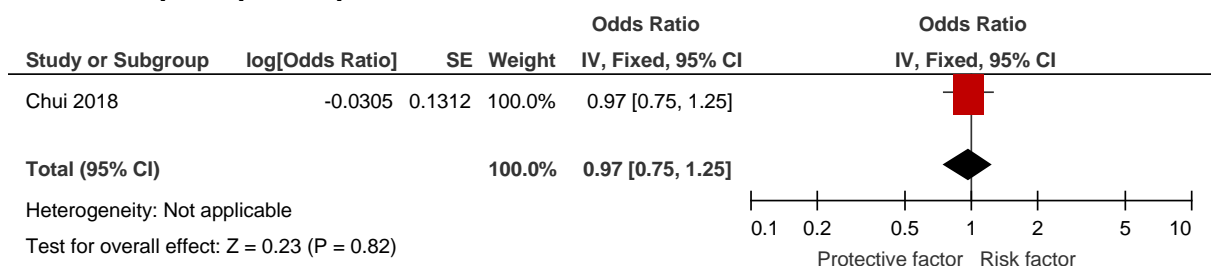
3

Figure 10: Gender: female (compared to male) for predicting tramadol shopping behaviour



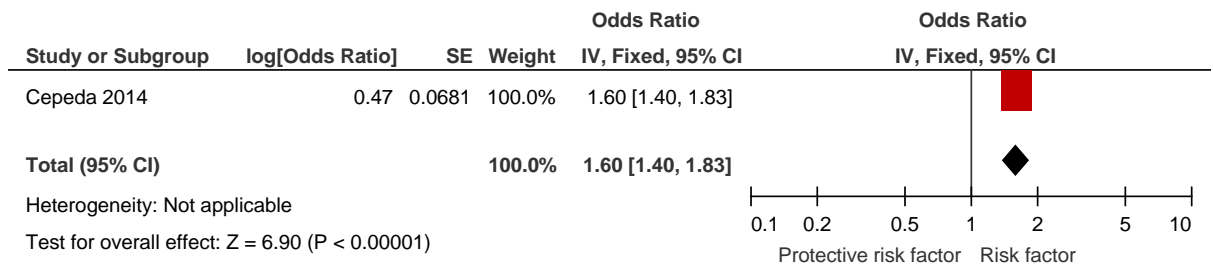
4

Figure 11: Gender: female (compared to male) for predicting overlapping concurrent opioid prescription



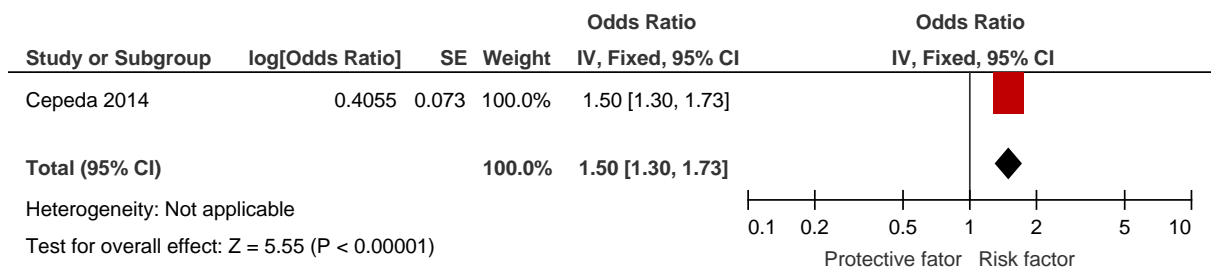
1

Figure 12: Gender: male (compared to female) for predicting shopping behaviour



2

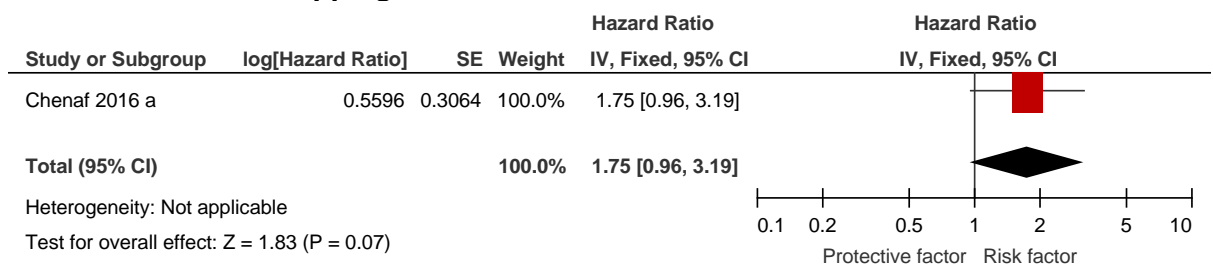
Figure 13: Gender: male (compared to female) for predicting opioid abuse



3

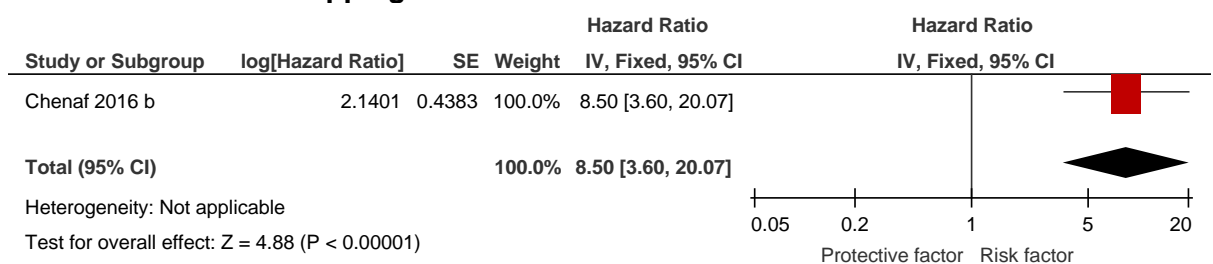
4 E.1.4 Low-income status

Figure 14: Low income status (compared to no low-income status) for predicting codeine shopping behaviour



5

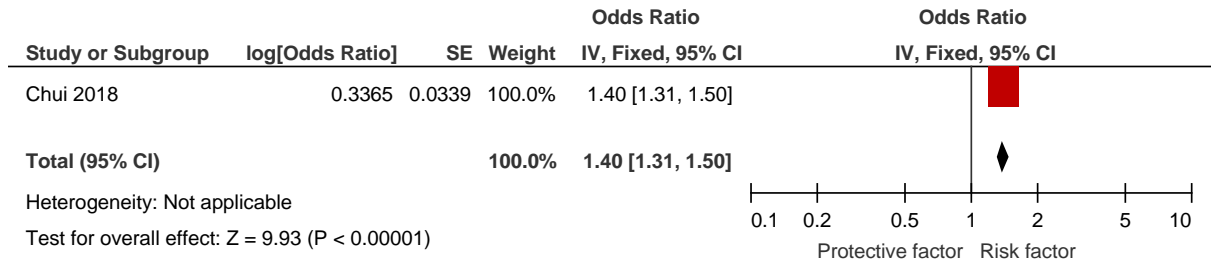
Figure 15: Low-income status (compared to no low-income status) for predicting tramadol shopping behaviour



1 **E.1.5 Pain intensity**

2

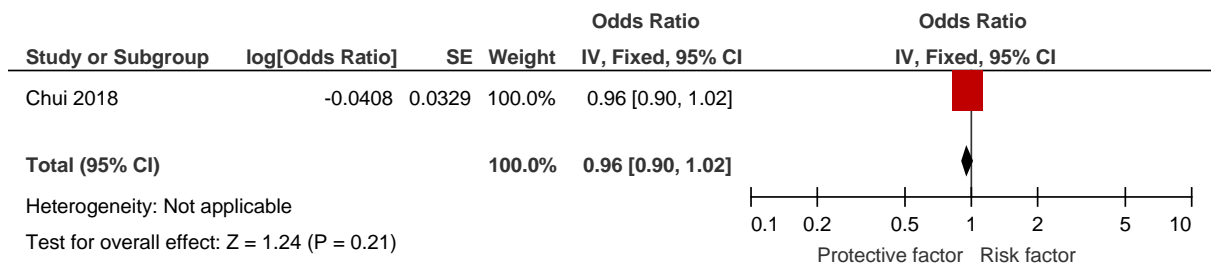
Figure 16: Moderate-to-severe pain intensity: NRS score 4-10 (compared to lower score) for predicting overlapping concurrent opioid prescriptions



3 **E.1.6 Clinical severity**

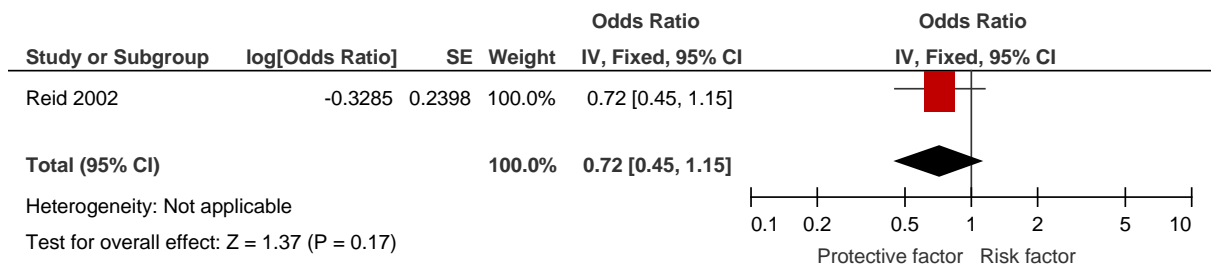
4

Figure 17: Clinical severity: Charlson comorbidity index +2 (compared to lower score) for predicting overlapping concurrent opioid prescriptions



5

Figure 18: Number of medical diseases (mean, determined by the unweighted Charlson Index) for predicting prescription opioid abuse

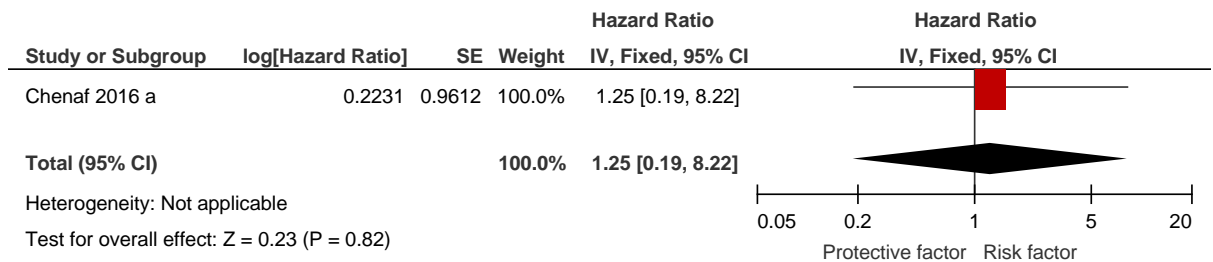


6

7 **E.1.7 History of opioid use disorder**

8


Figure 19: History of opioid use disorder (compared to no history of disorder) for predicting codeine shopping behaviour



1 **E.1.8 History of substance use disorder/abuse of non-opioid drugs**

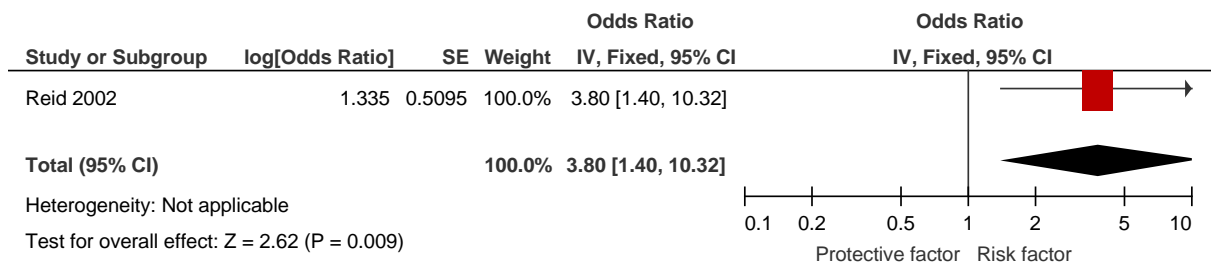
2

Figure 20: History of substance use disorder for non-opioids (compared to history of disorder) for predicting codeine shopping behaviour



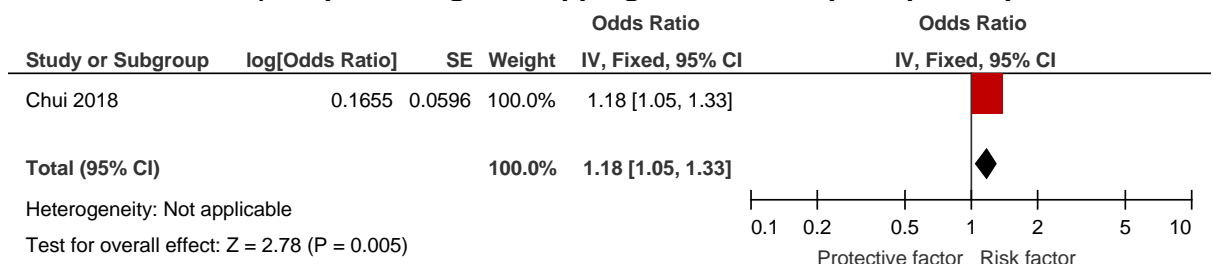
3

Figure 21: Lifetime history of substance use disorder (compared to no history of disorder) for predicting prescription opioid abuse behaviour



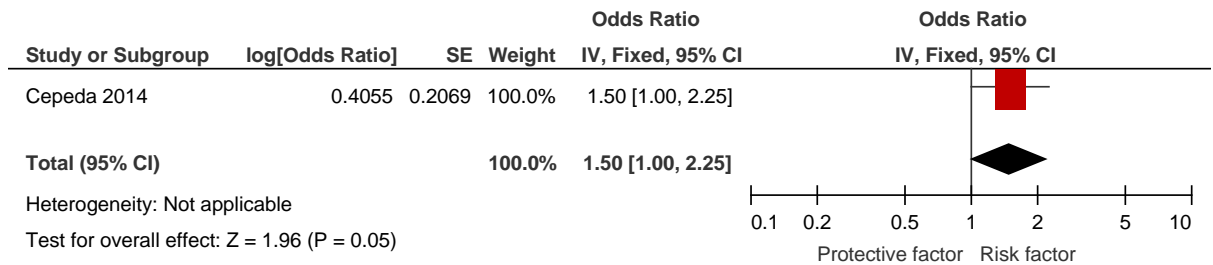
4

Figure 22: Substance use disorder (at index date; compared to no substance use disorder) for predicting overlapping concurrent opioid prescriptions



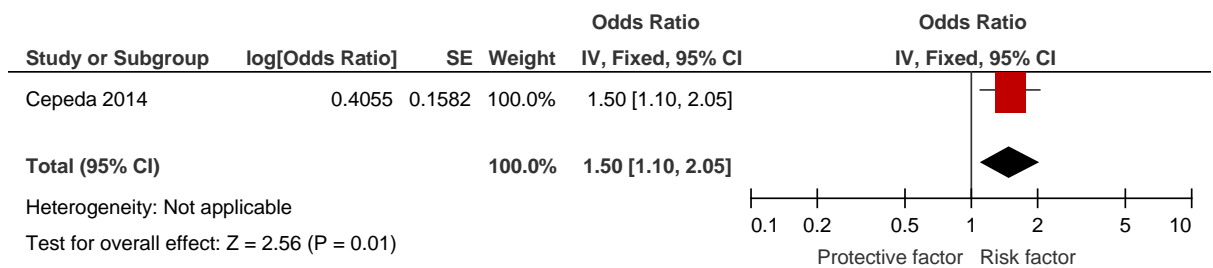
1

Figure 23: History of abuse of non-opioid drugs (compared to no history of abuse) for predicting shopping behaviour



2

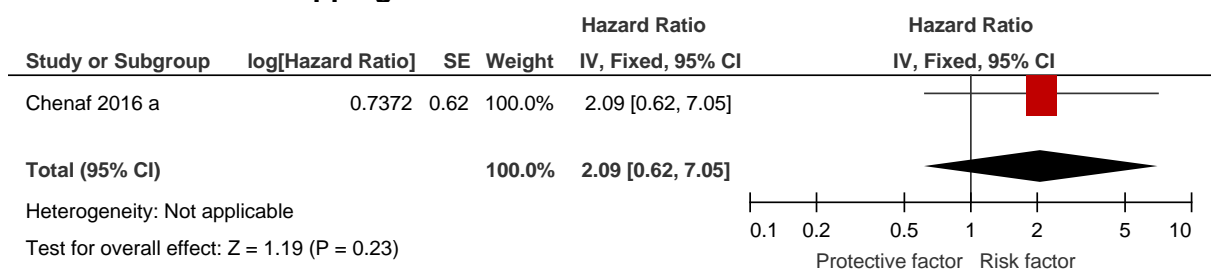
Figure 24: History of abuse of non-opioid drugs (compared to no history of abuse) for predicting opioid abuse



3 **E.1.9 Active chronic liver disease**

4

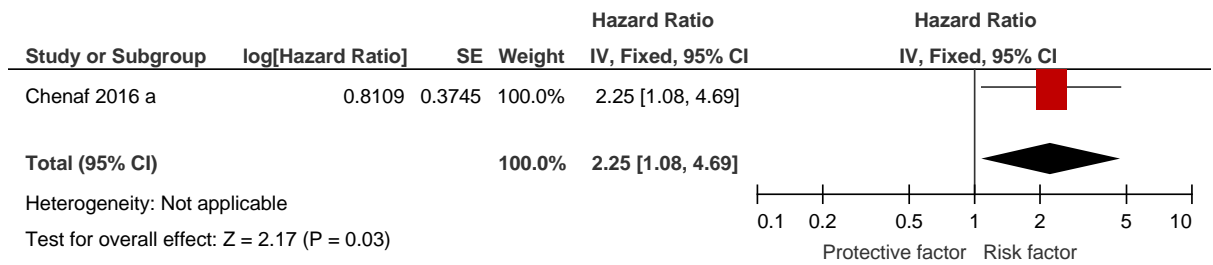
Figure 25: Active chronic liver disease (compared to no liver disease) for predicting codeine shopping behaviour



5 **E.1.10 Mental health disorders**

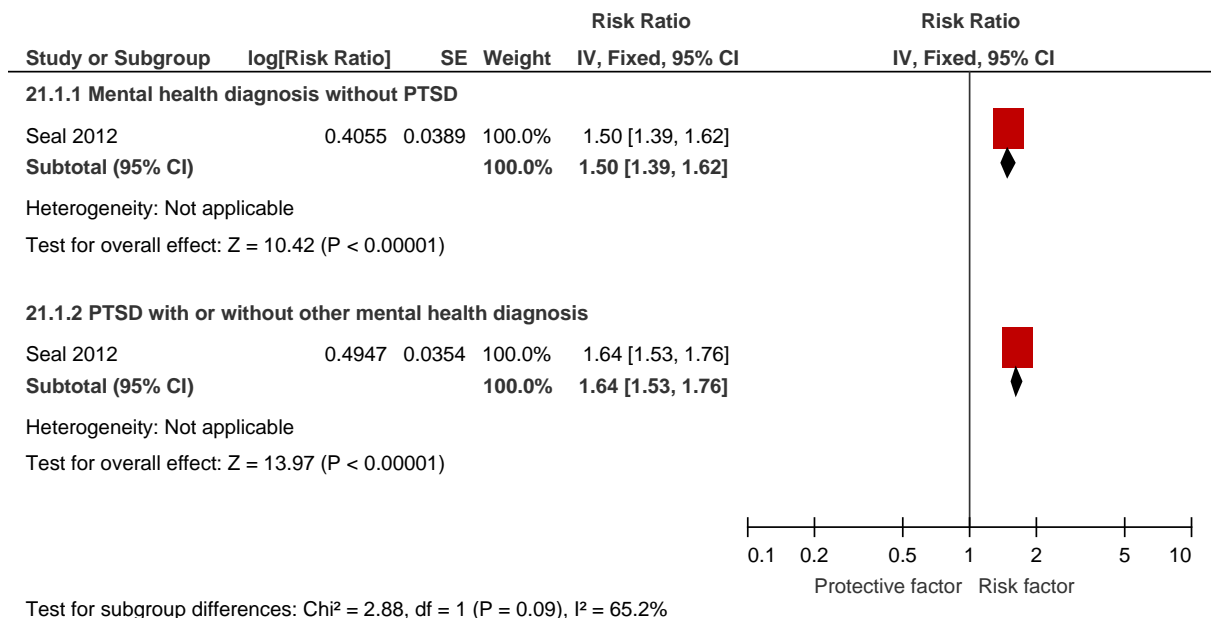
6

Figure 26: Mental health disorders (compared to no diagnosis) for predicting codeine shopping behaviour



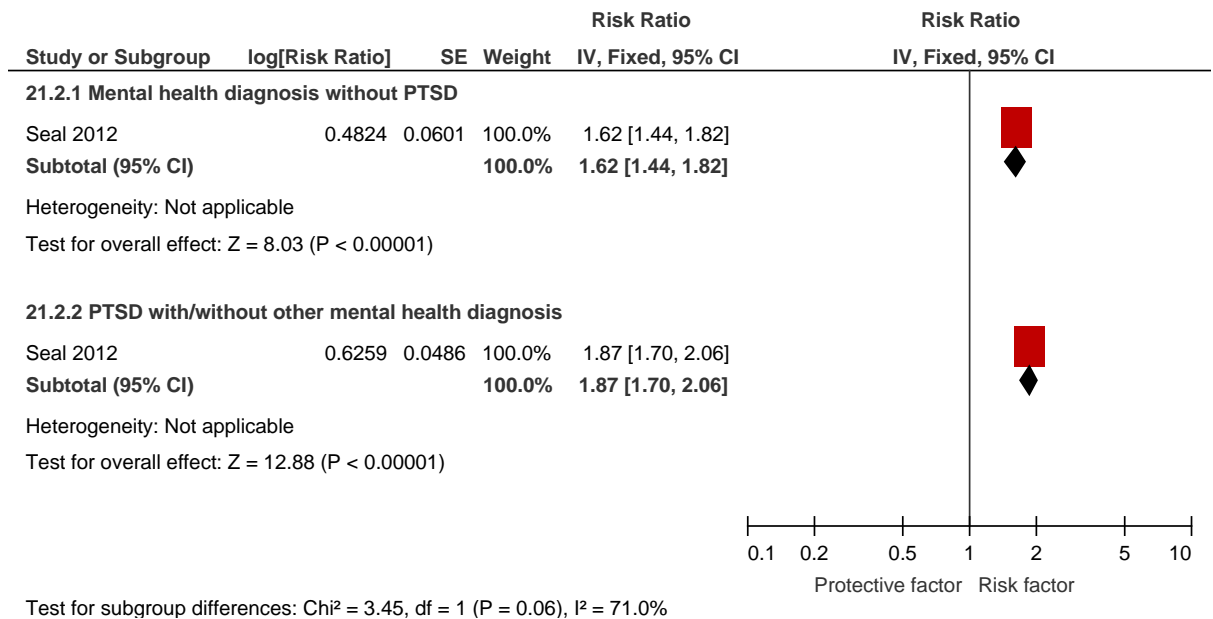
1

Figure 27: Mental health diagnosis with or without PTSD (compared to no mental health diagnosis) for predicting early opioid refill



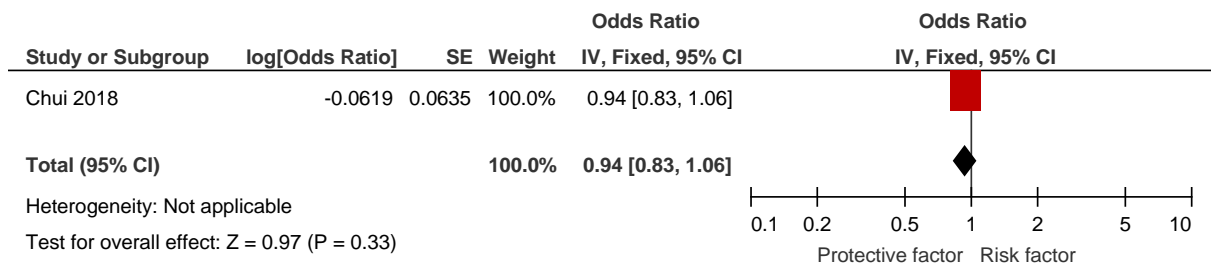
2

Figure 28: Mental health diagnosis with or without PTSD (compared to no mental health diagnosis) for predicting concurrent opioids



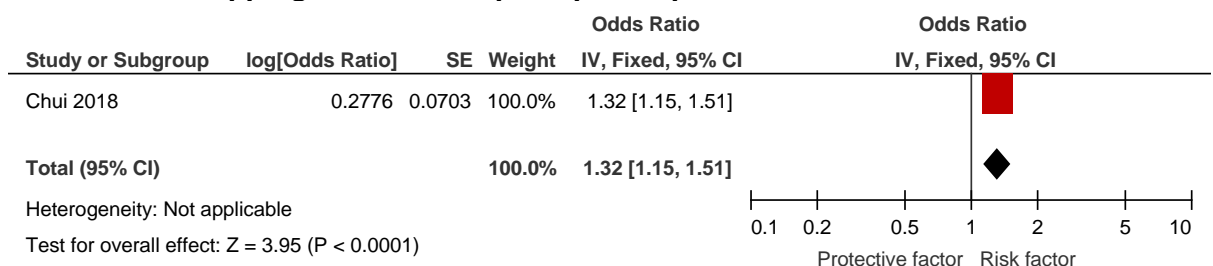
1

Figure 29: PTSD (compared to no PTSD) for predicting overlapping concurrent opioid prescription



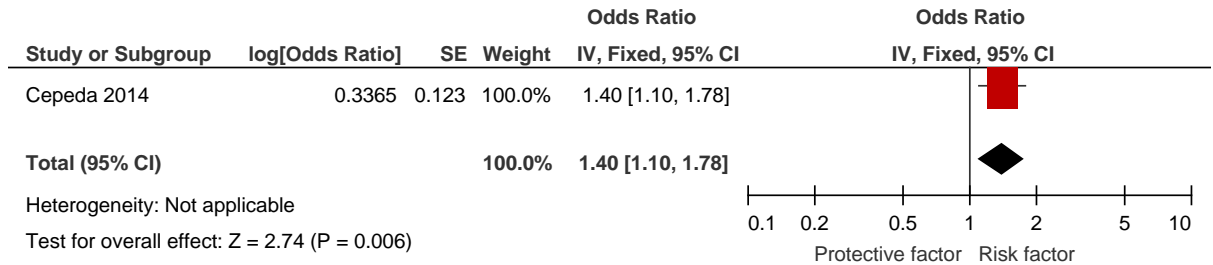
2

Figure 30: Major depression (compared to no major depression) for predicting overlapping concurrent opioid prescriptions



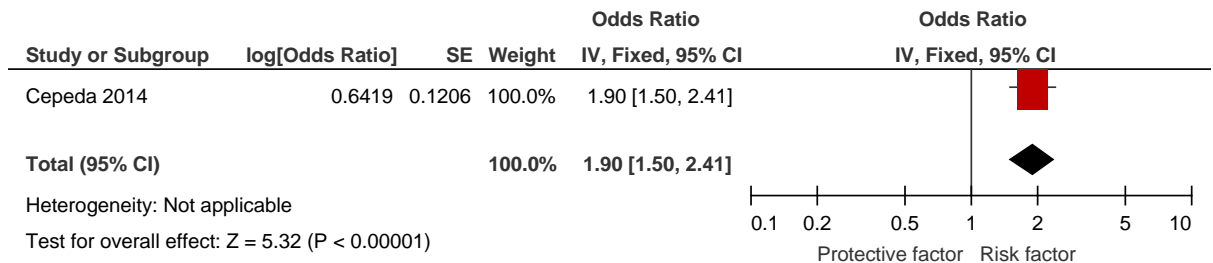
1 E.1.11 History of mood disorders

Figure 31: History of mood disorders (compared to no history of mood disorders) for predicting shopping behaviour



2

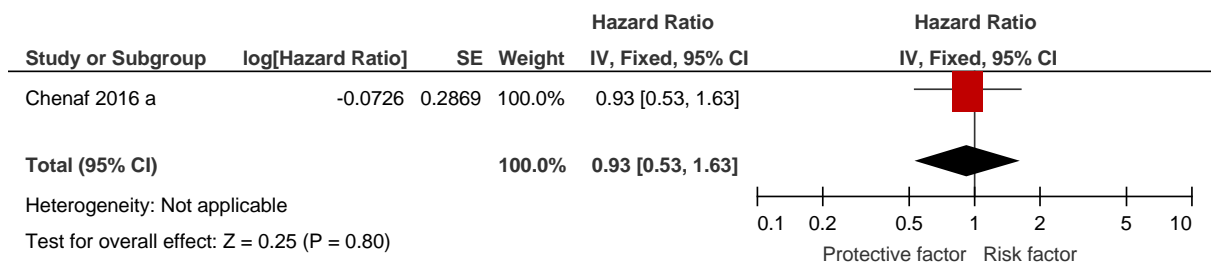
Figure 32: History of mood disorders (compared to no history of mood disorders) for predicting opioid abuse



3 E.1.12 Concurrent use of antidepressants

4

Figure 33: Concurrent use of antidepressants (compared to no concurrent use) for predicting codeine shopping behaviour

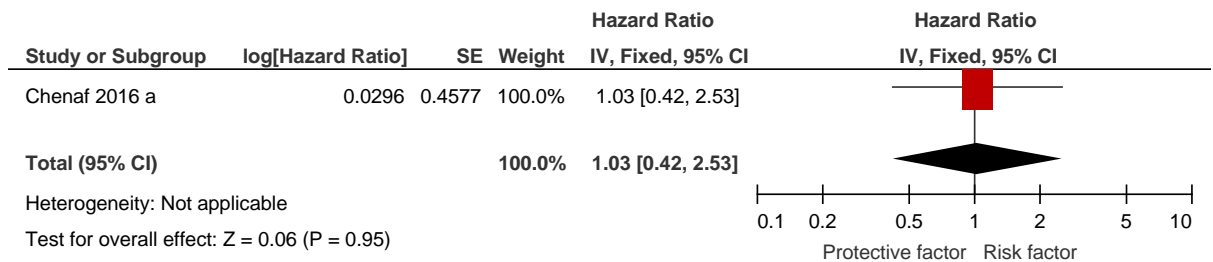


5

6 E.1.13 Previous use of antipsychotics

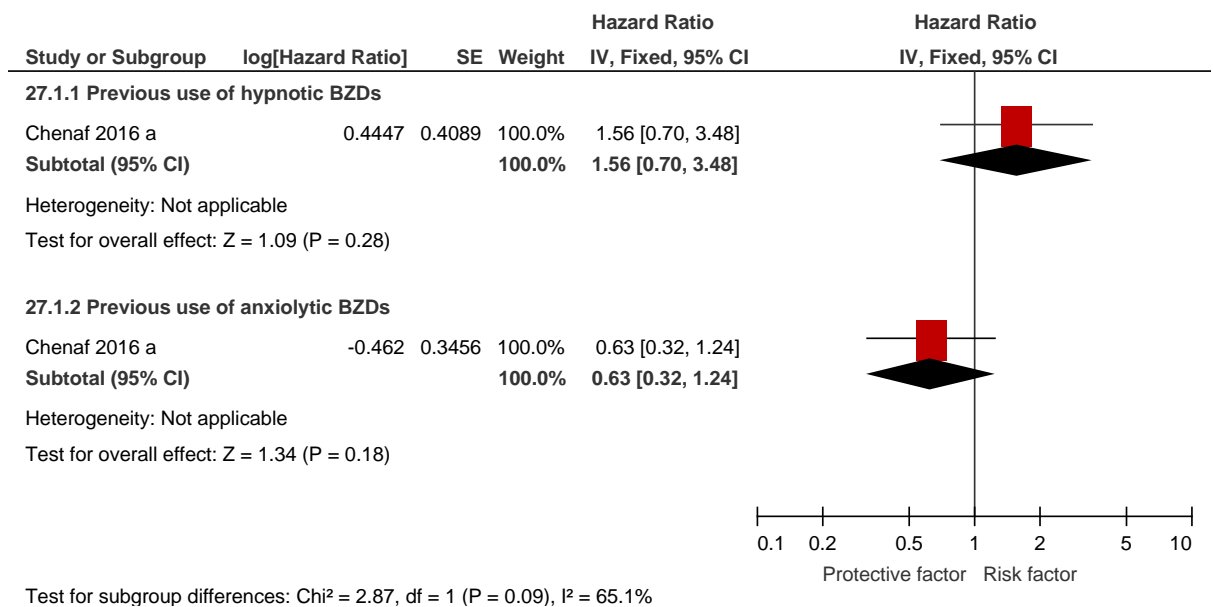
7

Figure 34: Previous use of antipsychotics (compared to no previous use) for predicting codeine shopping behaviour



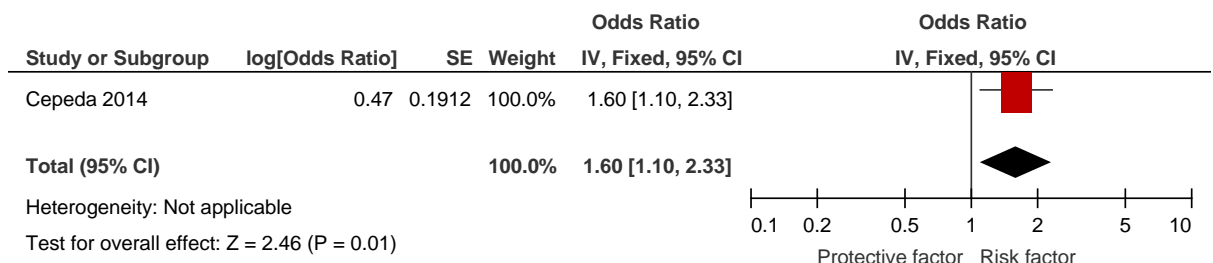
1 **E.1.14 History of benzodiazepine use**

Figure 35: Previous use of benzodiazepine (compared to no previous use) for predicting codeine shopping behaviour



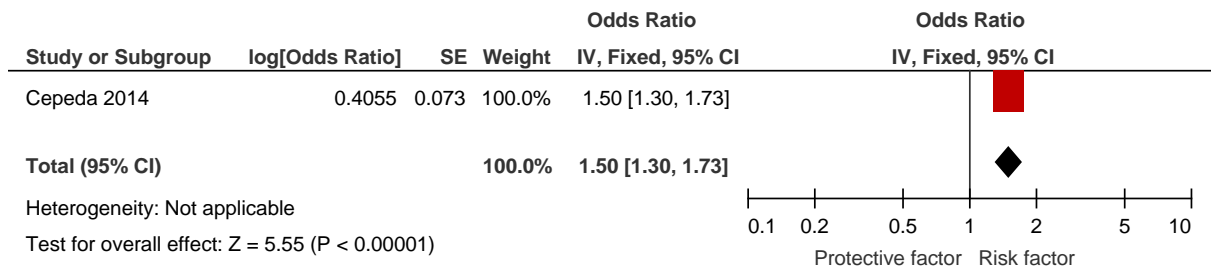
2

Figure 36: History of benzodiazepine use (compared to no history of use) for predicting shopping behaviour



3

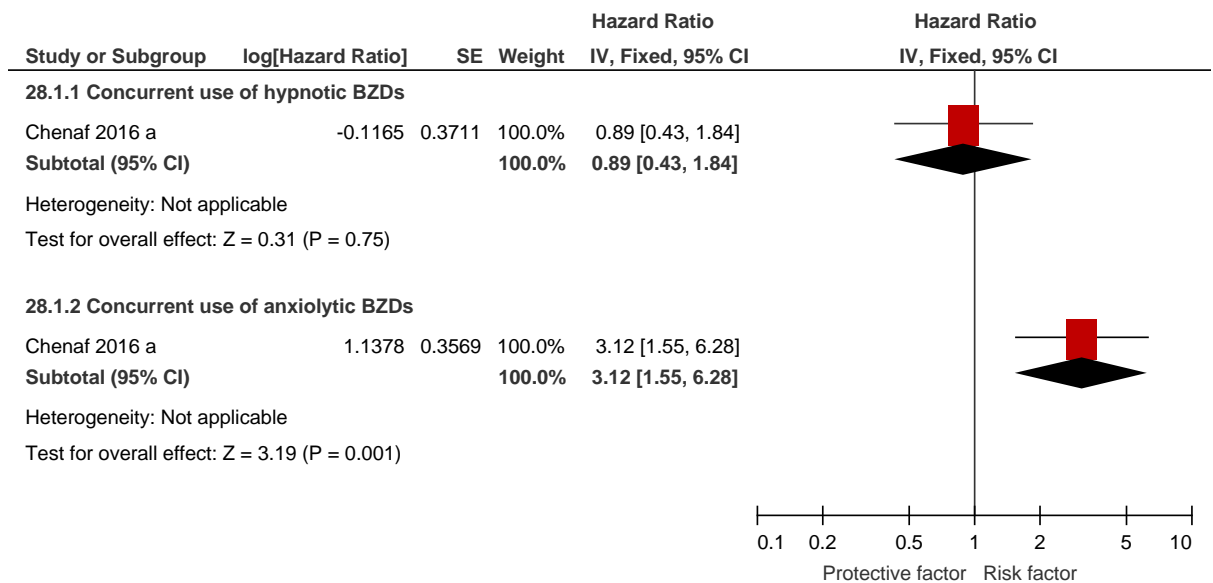
Figure 37: History of benzodiazepine use (compared to now history of use) for predicting opioid abuse



1 **E.1.15 Concurrent use of benzodiazepines/ concurrent use of gabapentin/pregabalin**

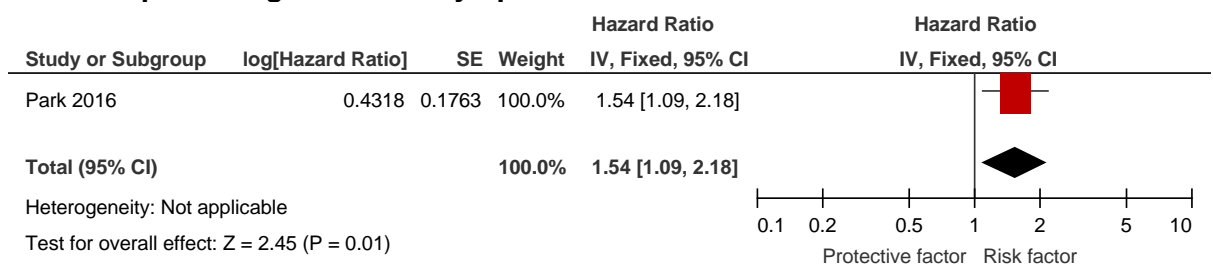
2

Figure 38: Concurrent use of benzodiazepine (compared to no concurrent use) for predicting codeine shopping behaviour



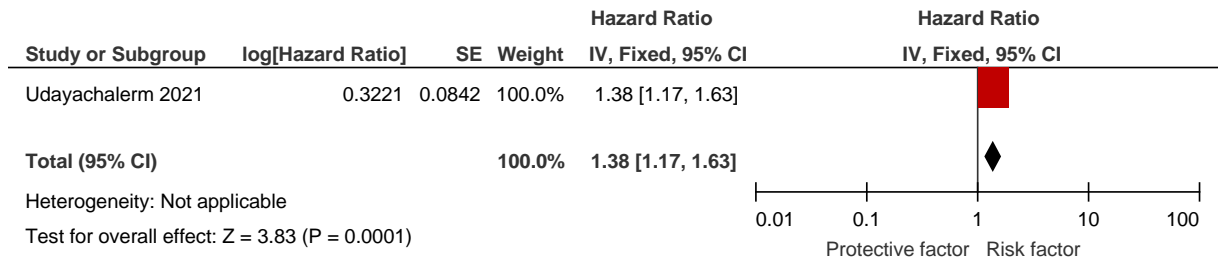
3

Figure 39: Receipt of benzodiazepine prescription (compared to no receipt) for predicting second early opioid refill



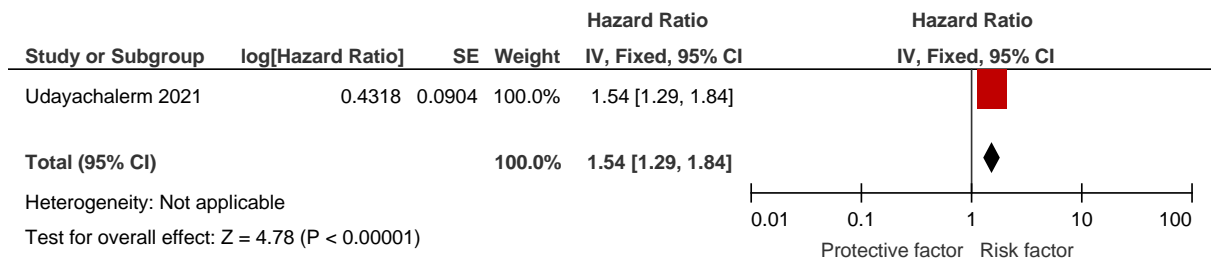
4

Figure 40: Concurrent use of benzodiazepines (compared to opioid alone) for predicting composite outcome – any combination of opioid abuse, dependence or overdose



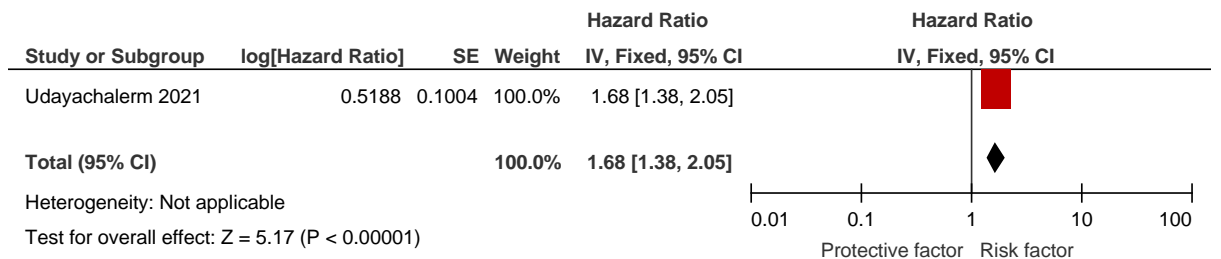
1
2

Figure 41: Concurrent use of gabapentin/pregabalin (compared to opioid alone) for predicting composite outcome – any combination of opioid abuse, dependence or overdose



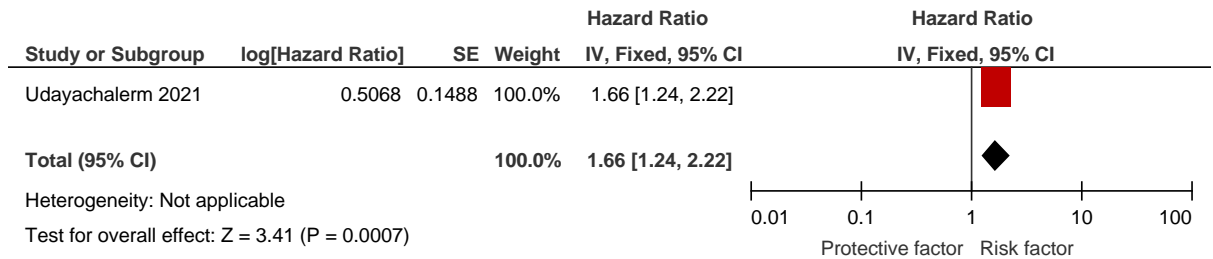
3

Figure 42: Concurrent use of benzodiazepines and gabapentin/pregabalin within 30 days (compared to opioid alone) for predicting composite outcome – any combination of opioid abuse, dependence or overdose



4

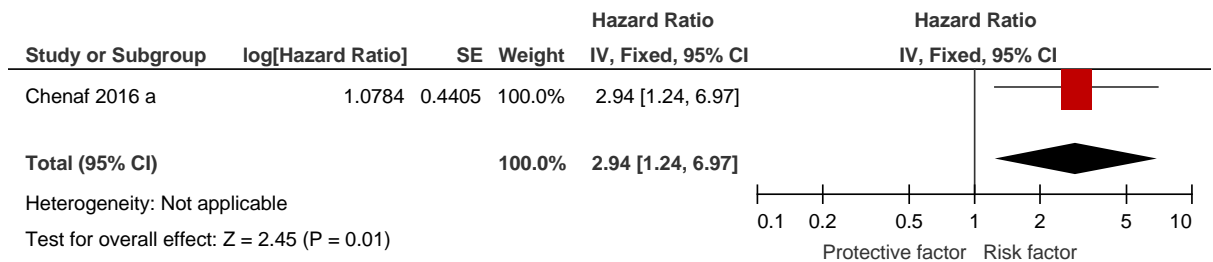
Figure 43: Concurrent use of benzodiazepines and gabapentin/pregabalin not within 30 days (compared to opioid alone) for predicting composite outcome – any combination of opioid abuse, dependence or overdose



1

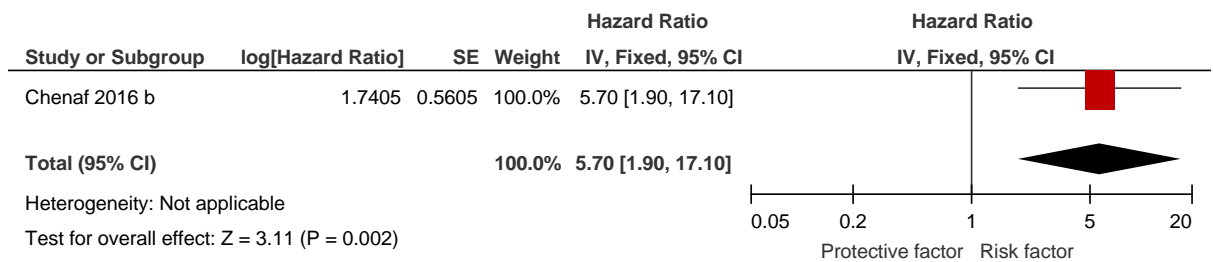
2 E.1.16 Previous use of strong opioids

Figure 44: Previous use of strong opioids (compared to no previous use) for predicting codeine shopping behaviour



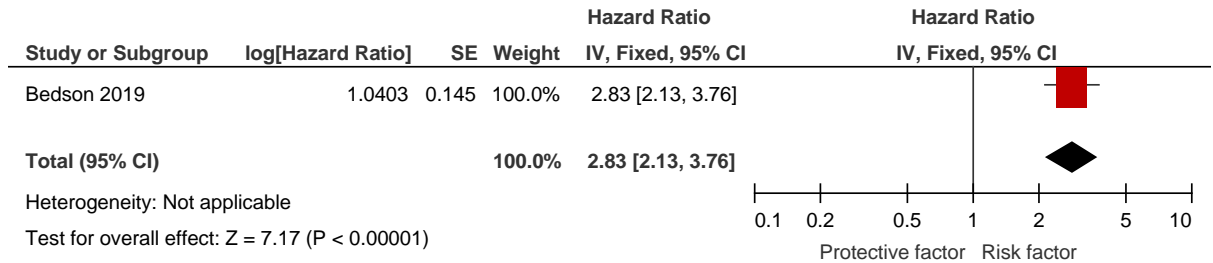
3

Figure 45: Prior use of strong opioids (compared to no previous use) and tramadol shopping behaviour



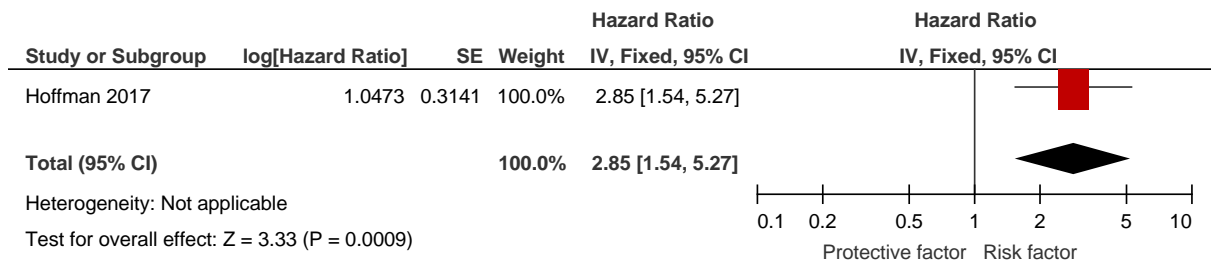
1 E.1.17 Long-term opioid therapy

Figure 46: Periods on long term opioids (compared to not being on a long-term opioid episode) for predicting incident addiction to opioids



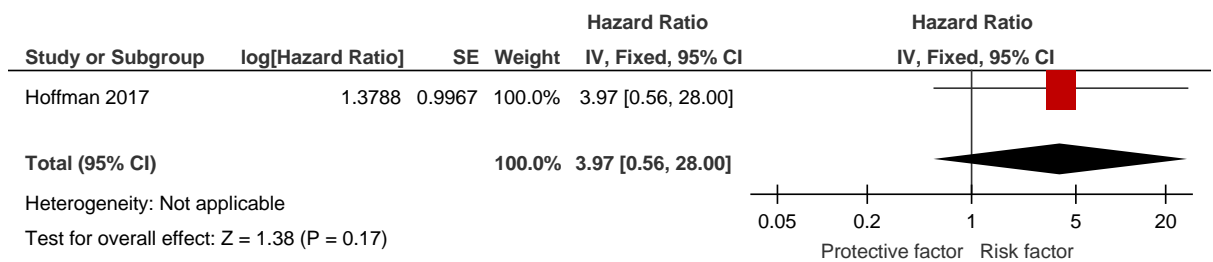
2

Figure 47: Long-term opioid therapy (compared to short-term opioid therapy) for predicting opioid dependence



3

Figure 48: Long-term opioid therapy (compared to short-term opioid therapy) for predicting opioid abuse



1 E.1.18 Opioid dosage

Figure 49: Long-term episode at the following average daily dose (ADD) (compared to not being in an episode of long-term prescribing) for predicting incident addiction to opioids

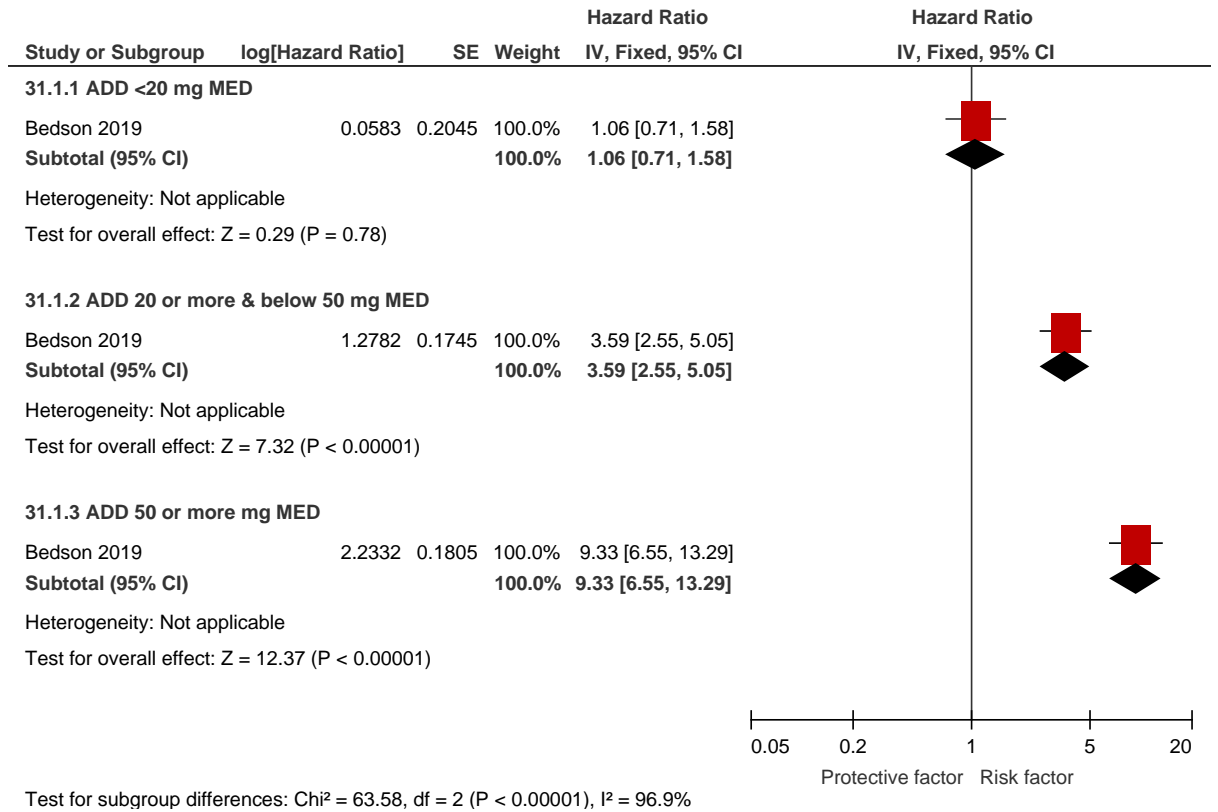
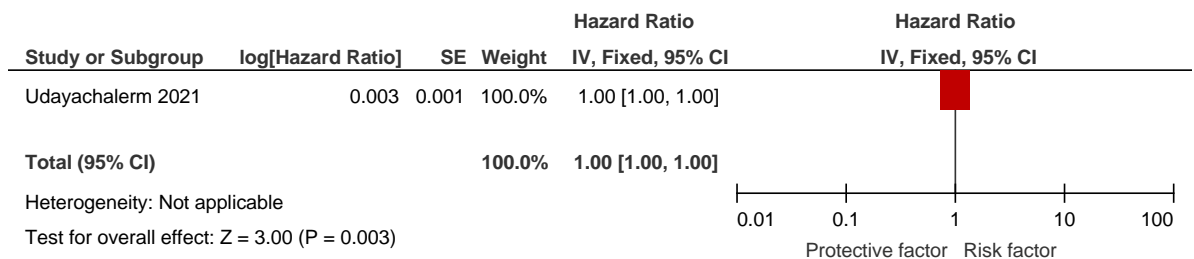
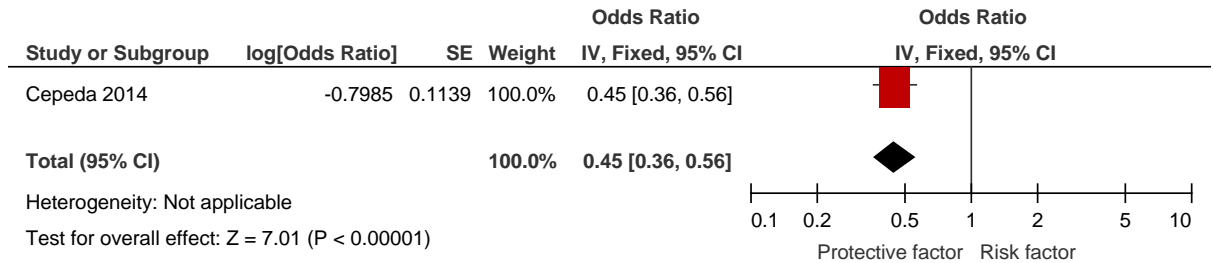


Figure 50: Opioid dosage MME/d (continuous) for predicting composite outcome (any combination of opioid abuse, dependence or overdose)



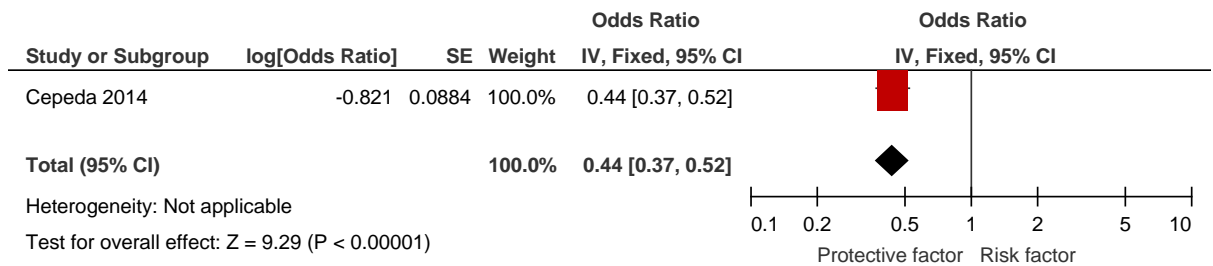
1 E.1.19 Opioid formulation

Figure 51: Tapentadol IR (compared to oxycodone IR) for predicting shopping behaviour



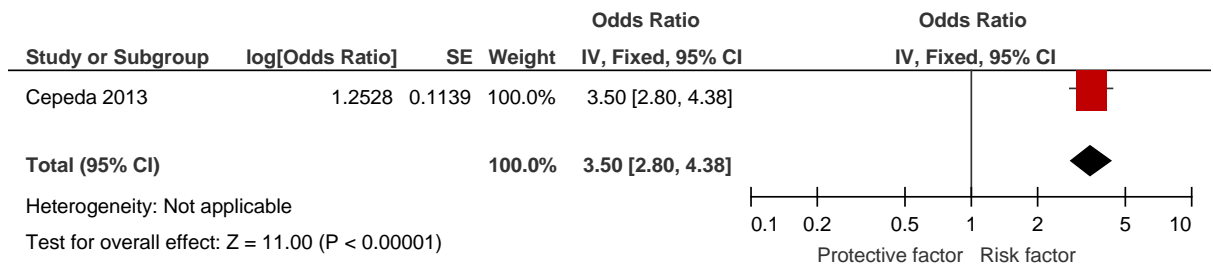
2

Figure 52: Tapentadol IR (compared to oxycodone IR) for predicting opioid abuse



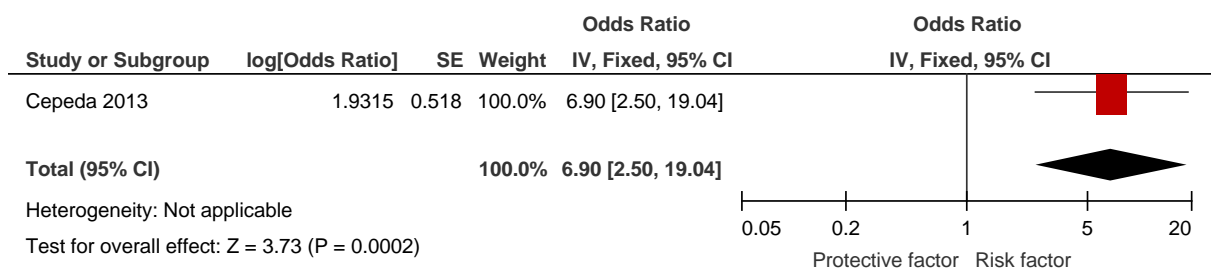
3

Figure 53: Oxycodone IR (compared to tapentadol IR) for predicting shopping behaviour



4

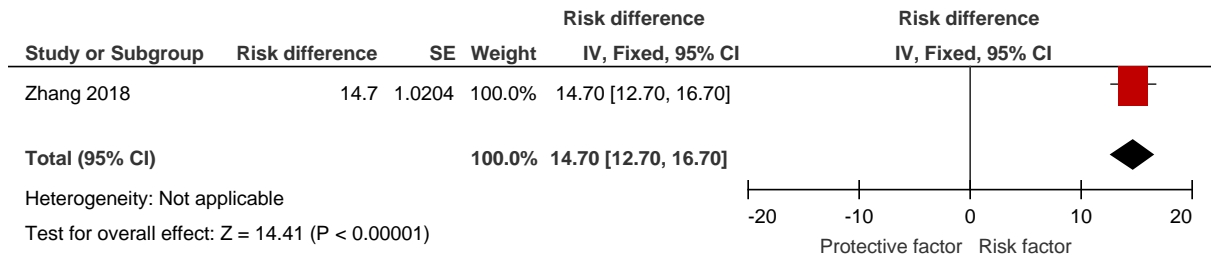
Figure 54: Oxycodone IR (compared to tapentadol IR) for predicting heavy shopping behaviour



1 E.1.20 Duration of action in the first prescription

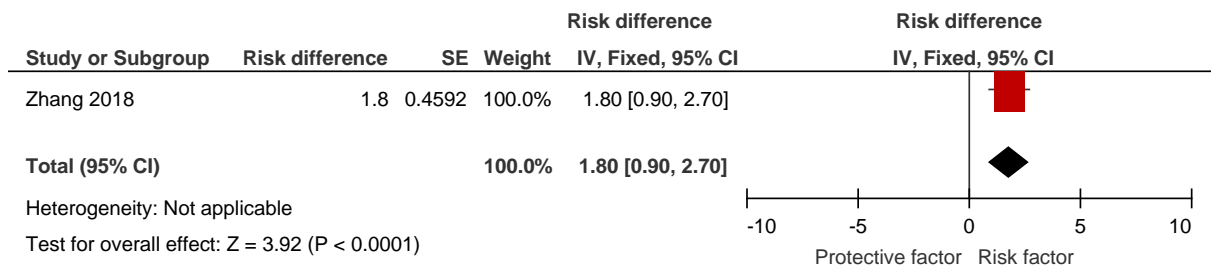
2

Figure 55: Long-acting opioids (compared to short-acting) for predicting overlapping opioid prescriptions



3

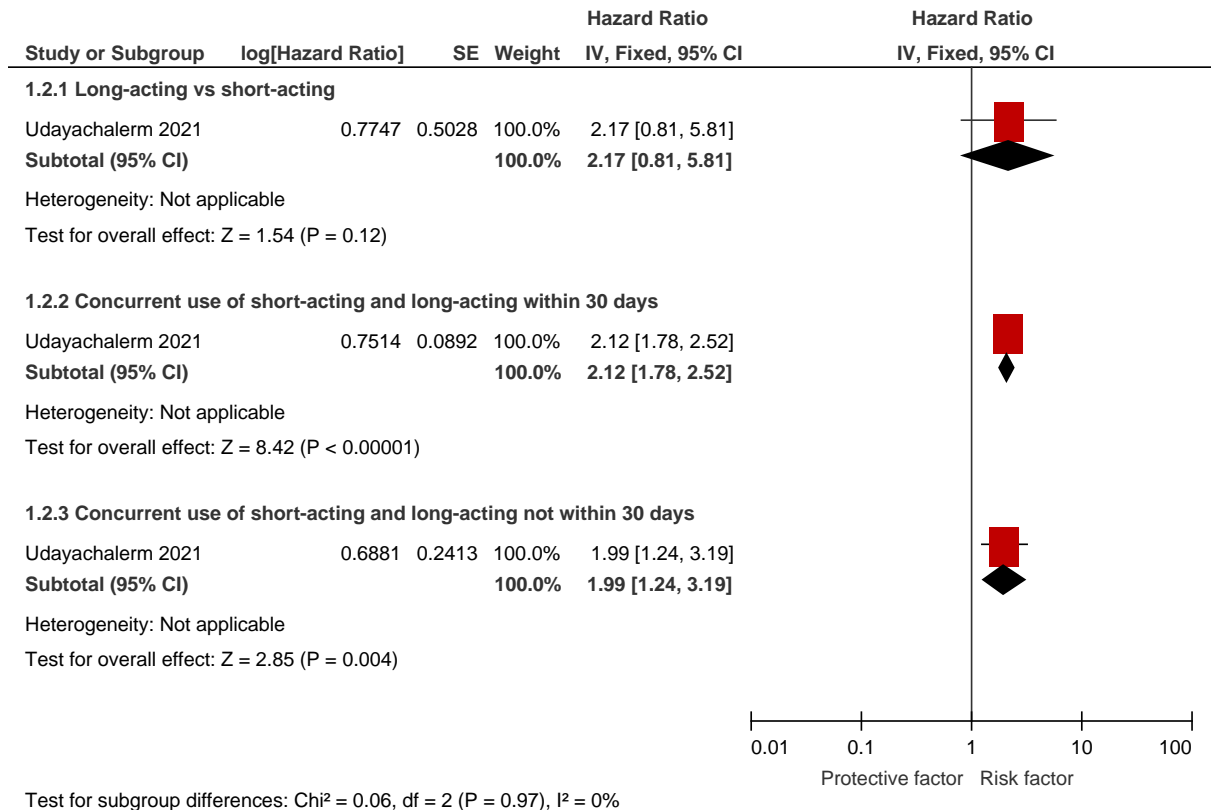
Figure 56: Long-acting opioids (compared to short-acting) for predicting 3 or more opioid prescribers



4

5

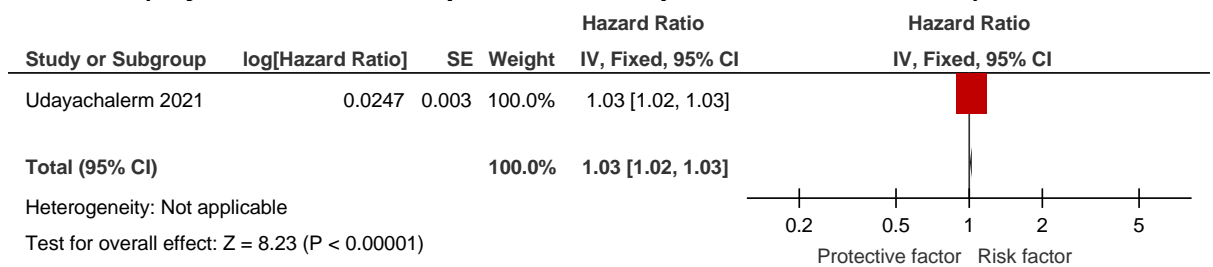
Figure 57: Concurrent use of short-acting and long-acting opioids (compared to short-acting alone) for predicting composite outcome – any combination of opioid abuse, dependence or overdose



1

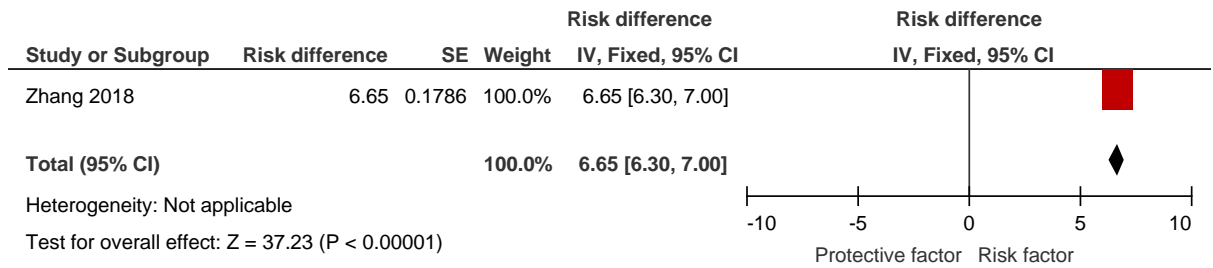
2 E.1.21 Days of opioid supply in the first prescription

Figure 58: Number of days' supply (continuous) for predicting composite outcome (any combination of opioid abuse, dependence or overdose)



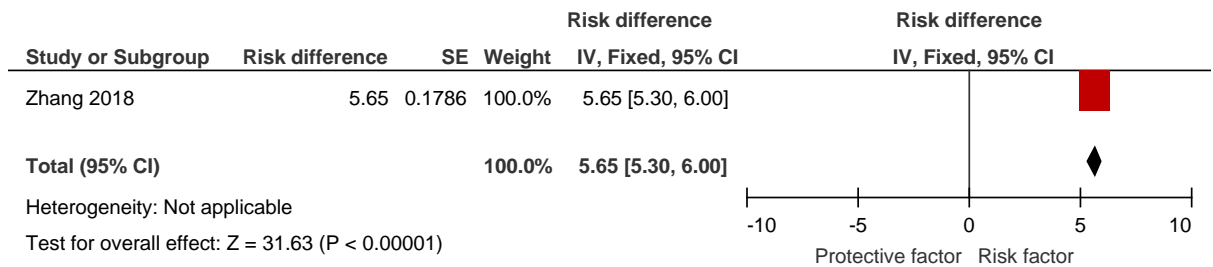
3

Figure 59: >7 days opioid supply (compared to ≤3 days) for predicting overlapping opioid prescriptions



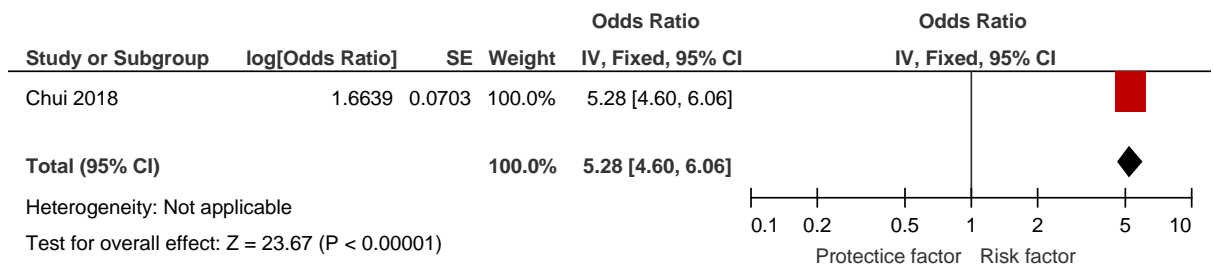
1

Figure 60: >7 days opioid supply (compared to 4-7 days) for predicting overlapping opioid prescriptions



2 **E.1.22 Dual use of Veterans health administration (VHA) pharmacy and Medicare part**
3 **D**

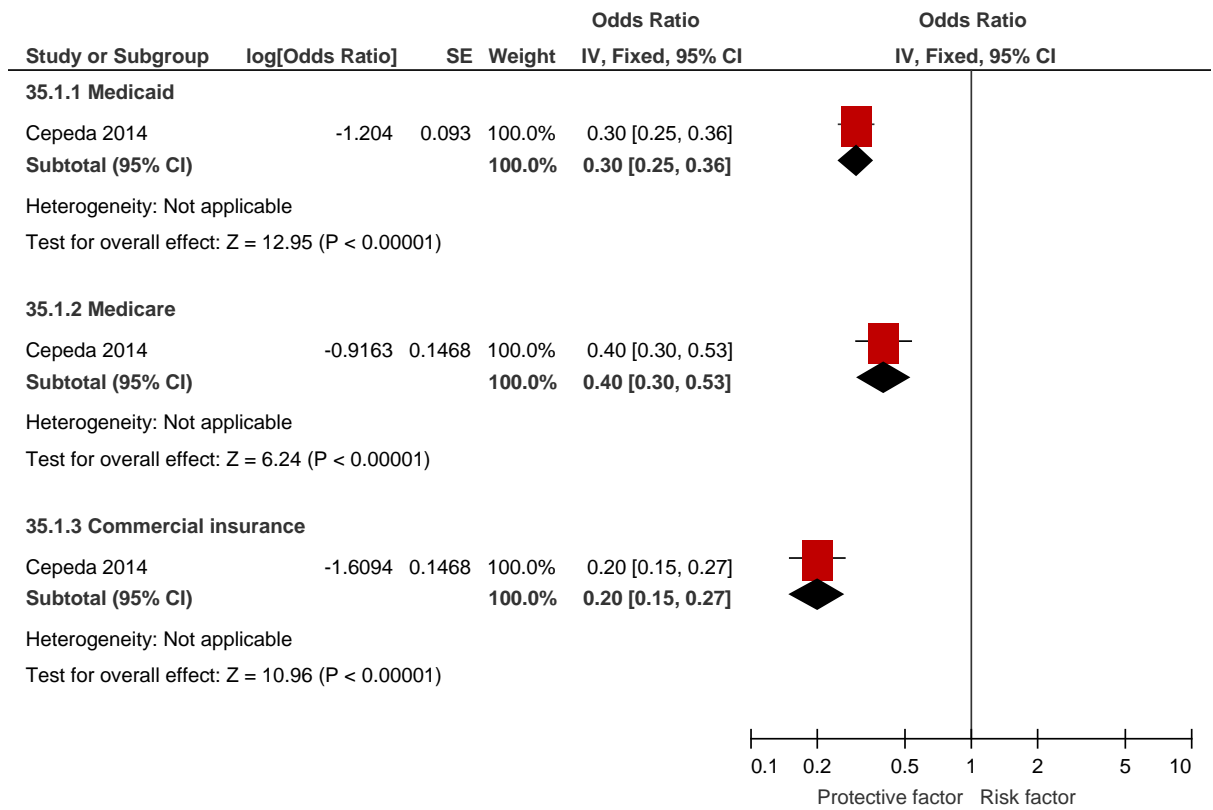
Figure 61: Dual use of VHA and Medicare part D (compared to no dual use) for predicting overlapping concurrent opioids



4

1 E.1.23 Type of payment

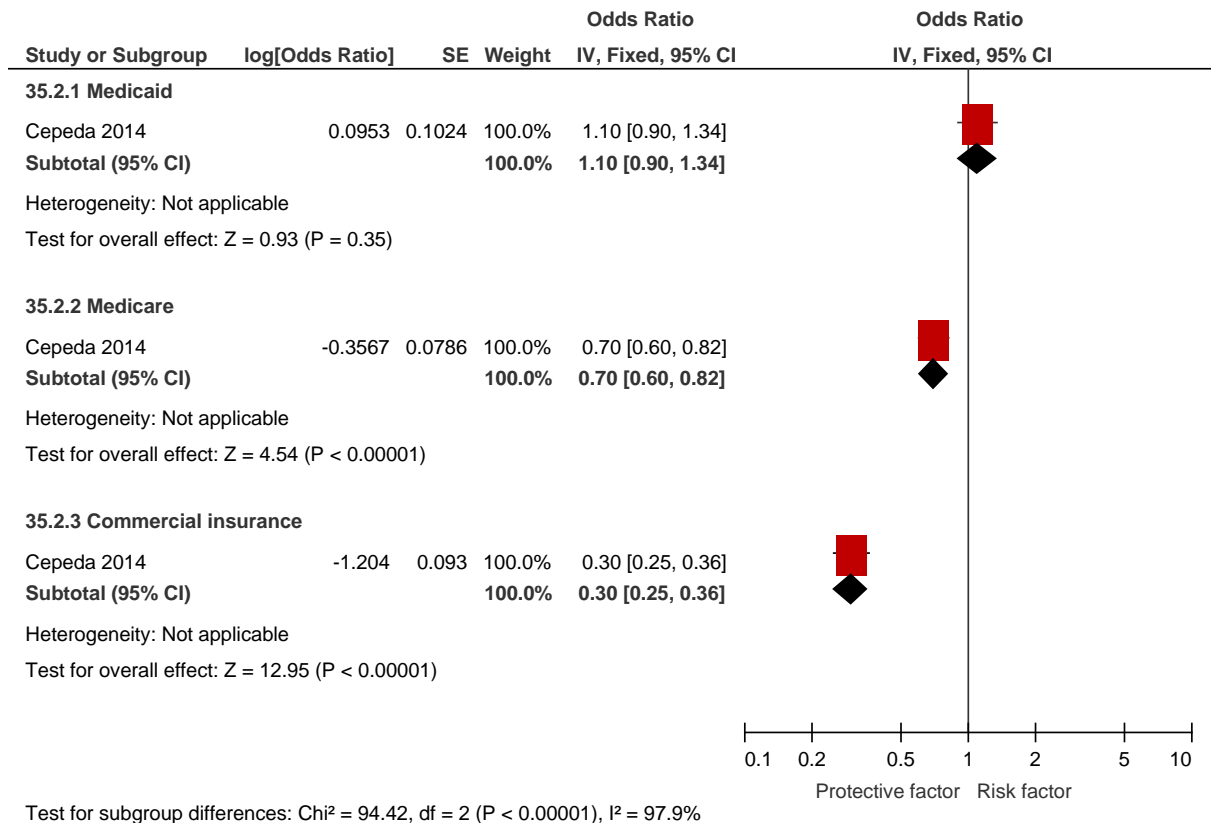
Figure 62: Type of payment (compared to cash) for predicting shopping behaviour



Test for subgroup differences: Chi² = 11.32, df = 2 (P = 0.003), I² = 82.3%

2

Figure 63: Type of payment (compared to cash) for predicting opioid abuse



1

1 E.1.24 Type of painful condition

Figure 64: Painful condition (presence compared to absence) for predicting shopping behaviour

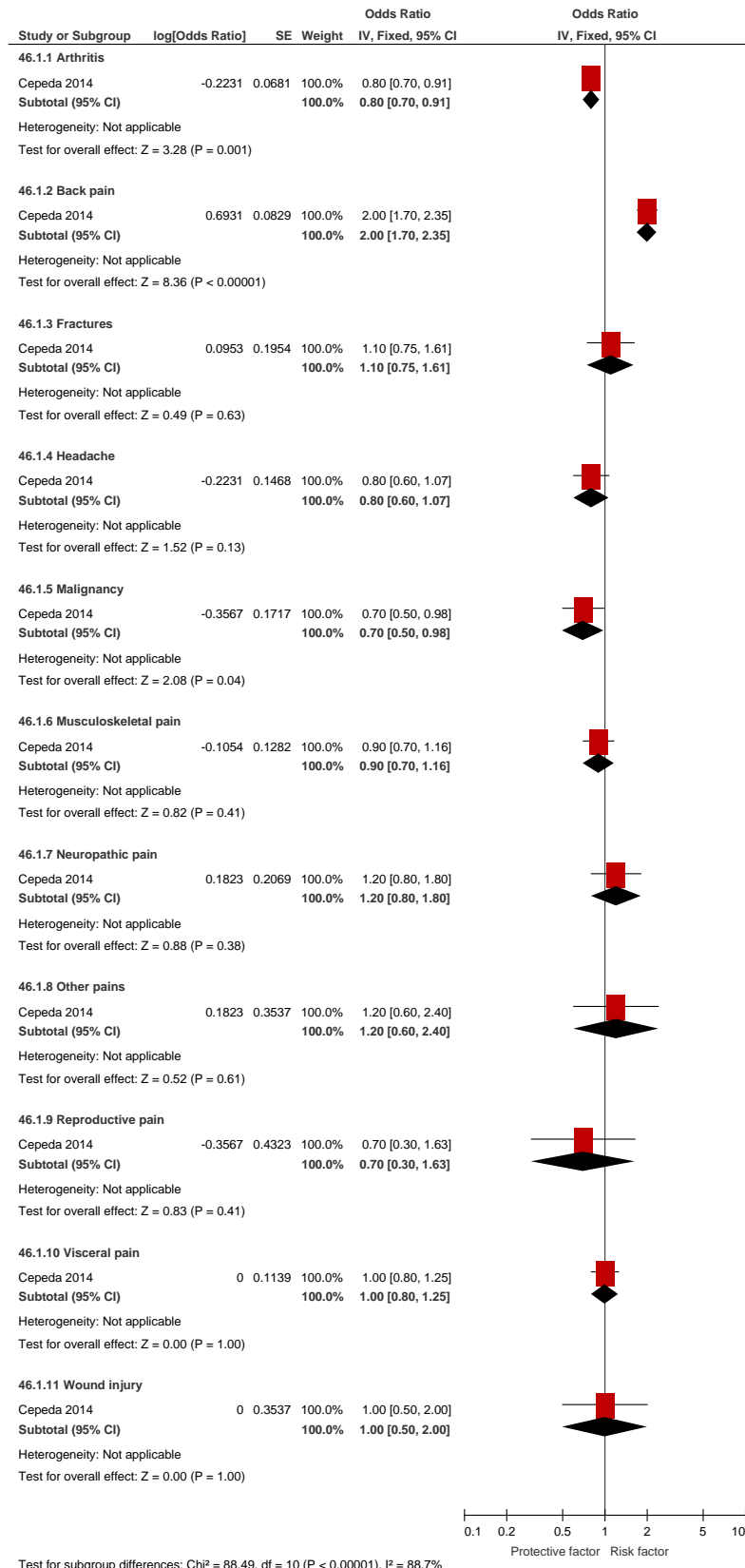
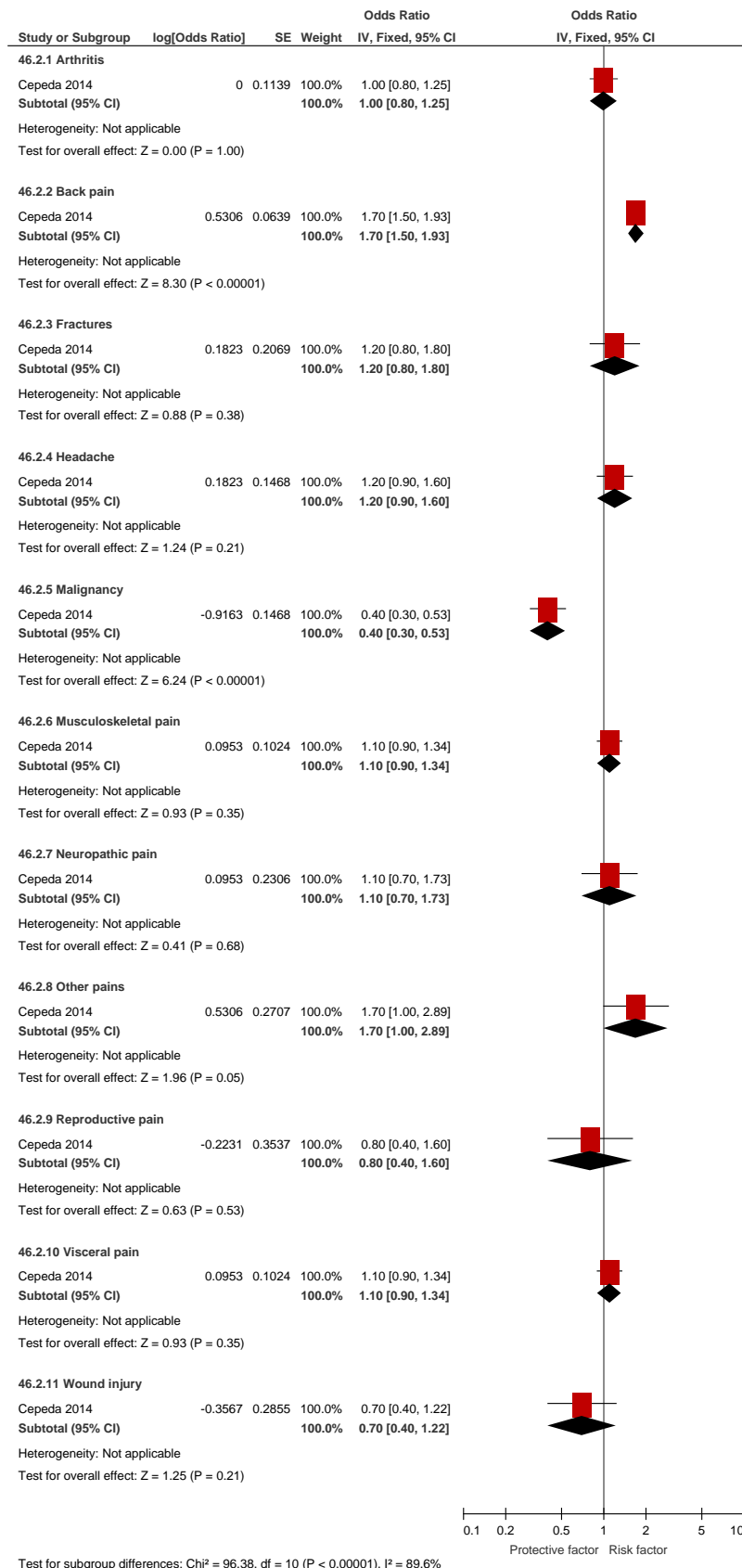



Figure 65: Painful condition (presence compared to absence) for predicting opioid abuse



1 **E.2 Benzodiazepines**

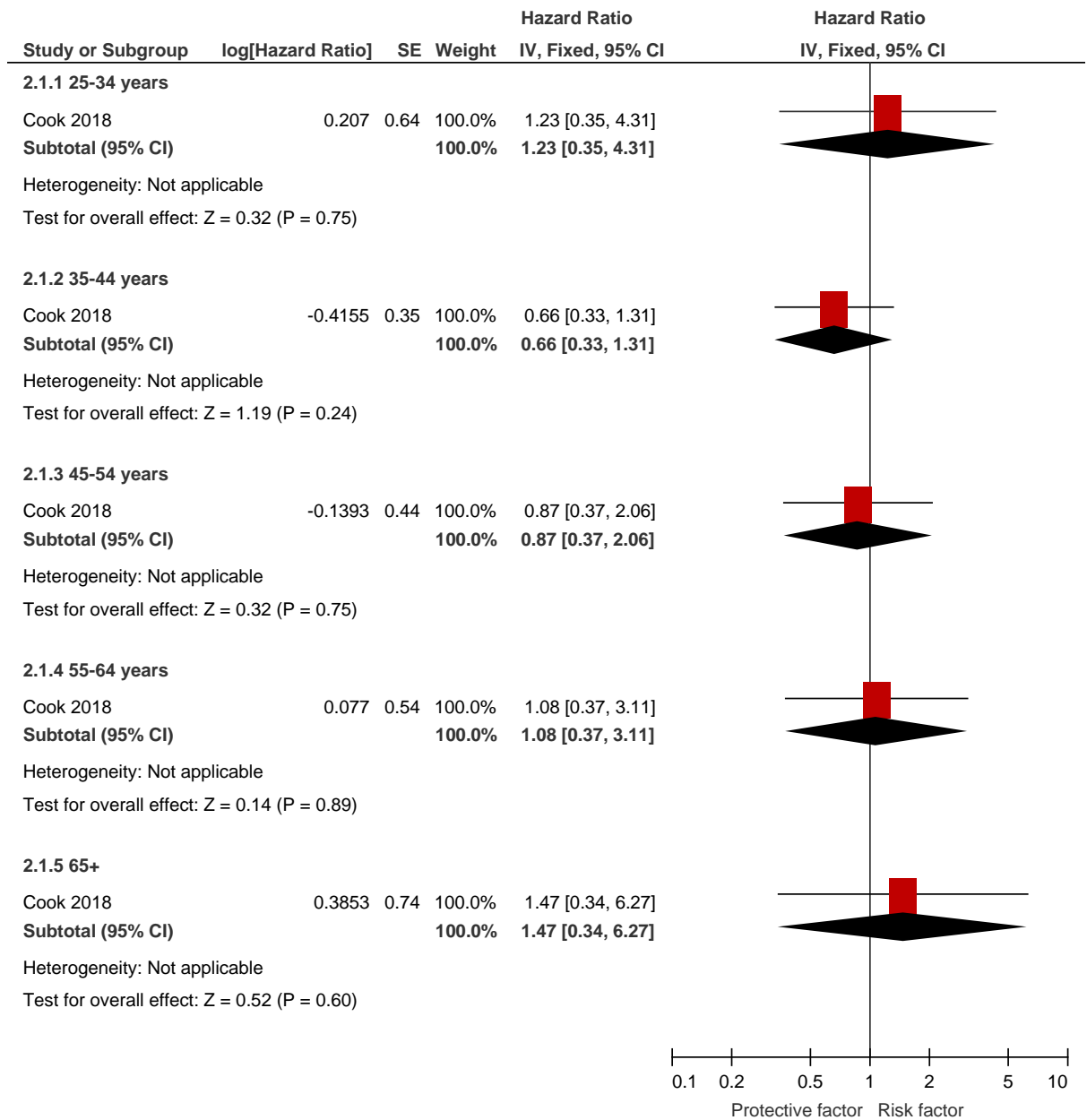
2 **E.2.1 Age**

Figure 66: Age (continuous) for predicting dose escalation (daily average intake of ≥ 1 defined daily dose over a 3-month period)



3

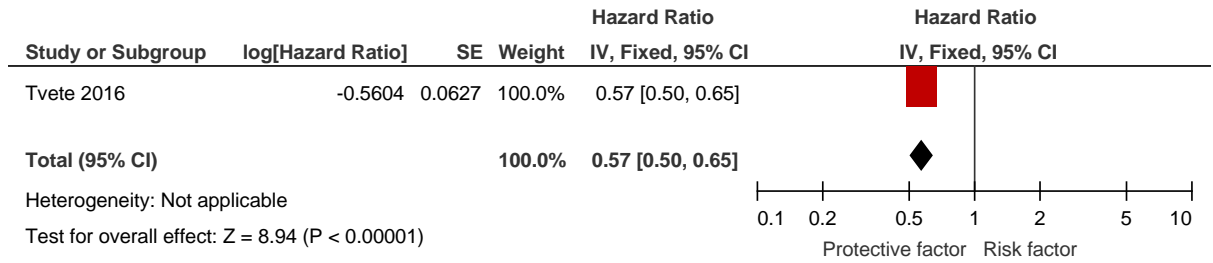
Figure 67: Age (compared to 18-24) for predicting benzodiazepine dependence



Test for subgroup differences: Chi² = 1.57, df = 4 (P = 0.81), I² = 0%

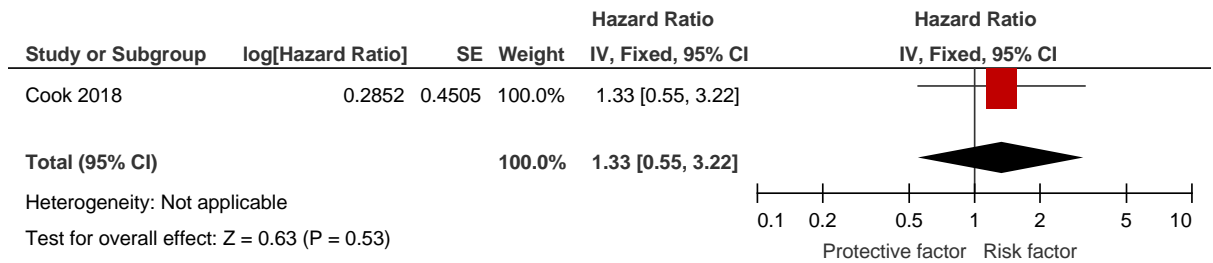
1 E.2.2 Gender

Figure 68: Gender: female (compared to male) for predicting dose escalation (daily average intake of ≥ 1 defined daily dose over a 3-month period)



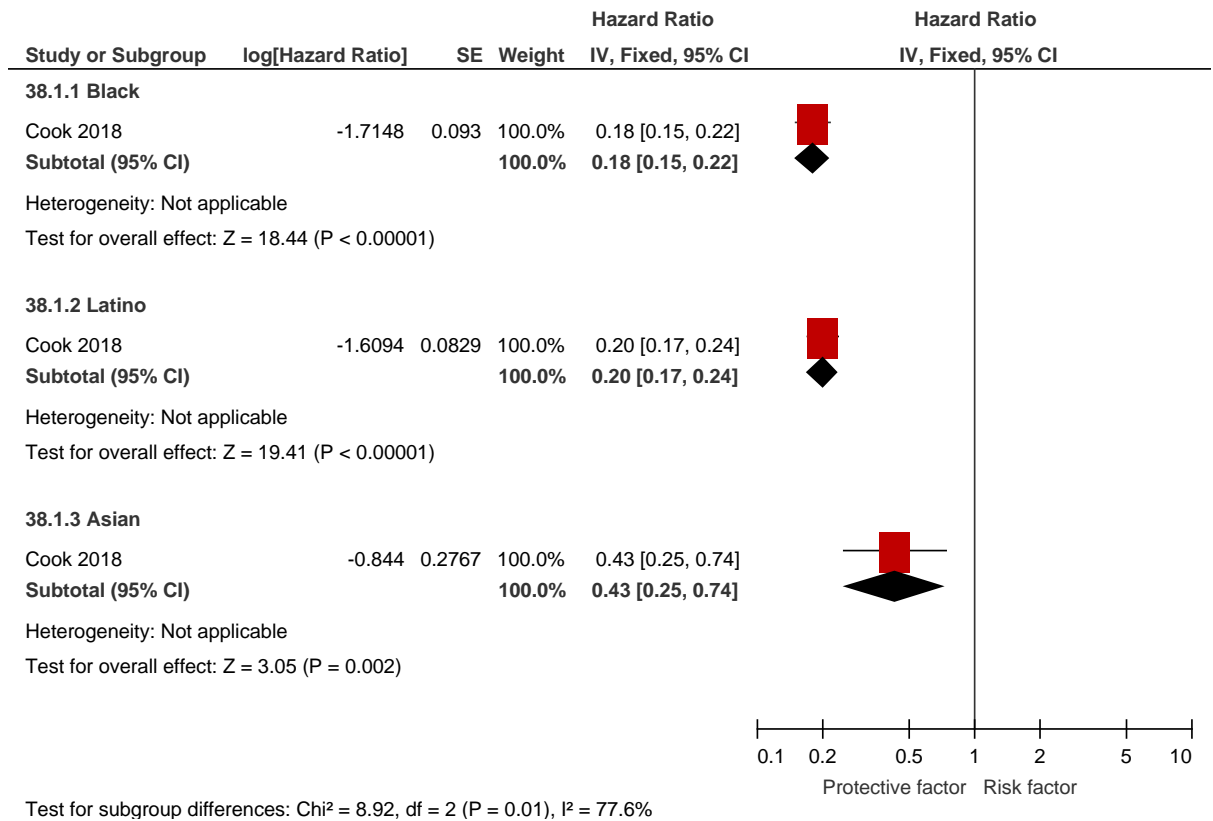
2

Figure 69: Gender: male (compared to female) for predicting benzodiazepine dependence



1 E.2.3 Family Background

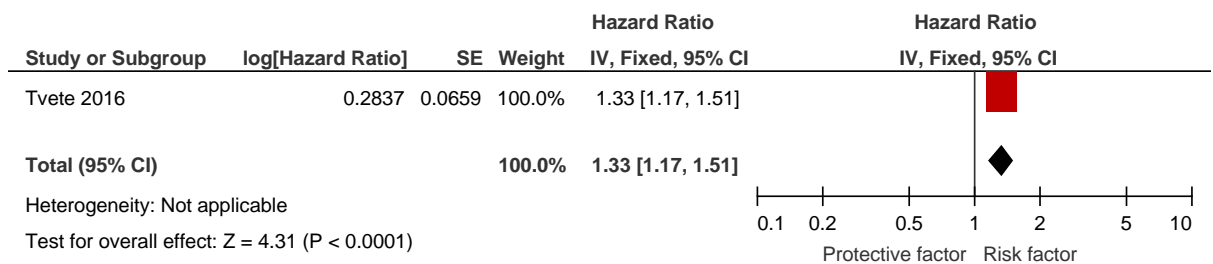
Figure 70: Non-white (compared to white) for predicting dose escalation (daily average intake of ≥ 1 defined daily dose over a 3-month period)



2
3

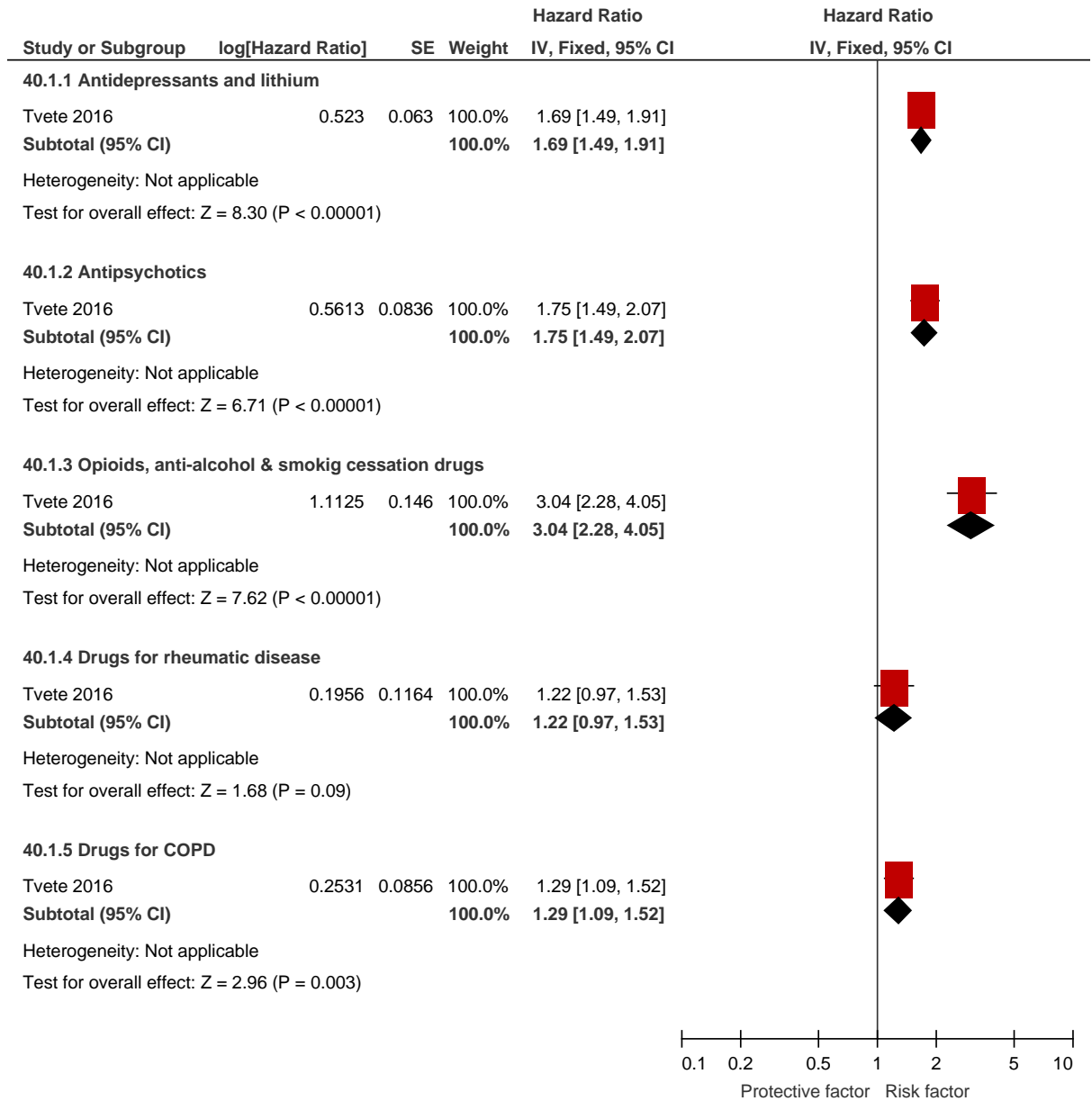
4 E.2.4 First benzodiazepine dispensation

Figure 71: First benzodiazepine dispensation: oxazepam (compared to diazepam) for predicting dose escalation (daily average intake of ≥ 1 defined daily dose over a 3-month period)



1 E.2.5 Previous medication


Figure 72: Previous medication (compared to no such medication) for predicting dose escalation (daily average intake of ≥ 1 defined daily dose over a 3-month period)



2

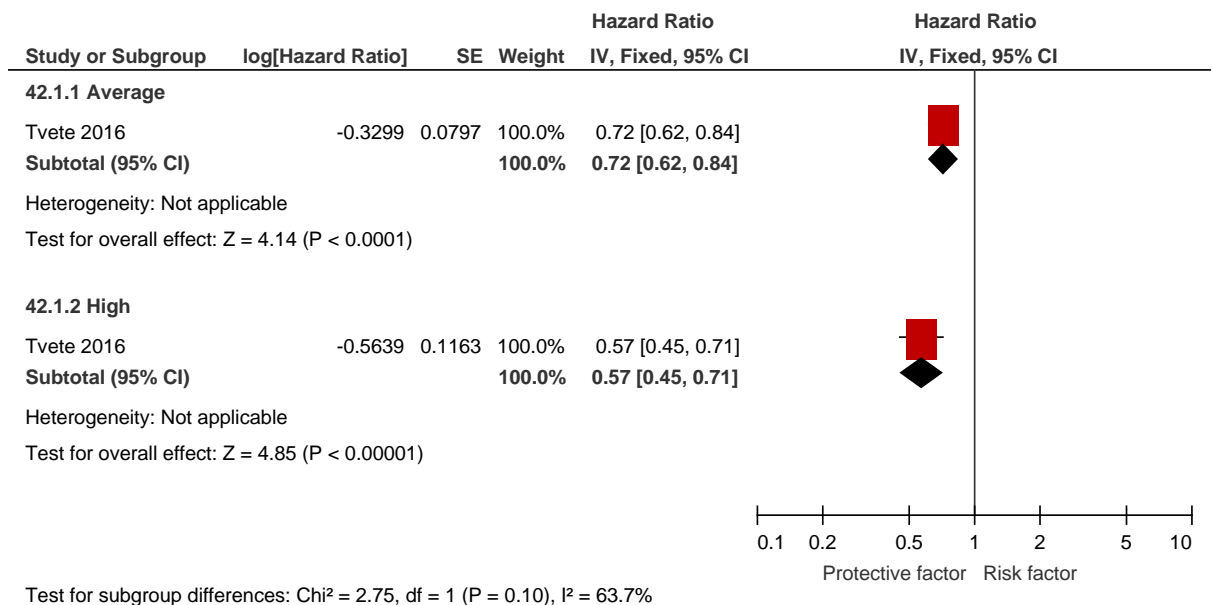
1 E.2.6 Education

Figure 73: Education: high (compared to low) for predicting dose escalation (daily average intake of ≥ 1 defined daily dose over a 3-month period)



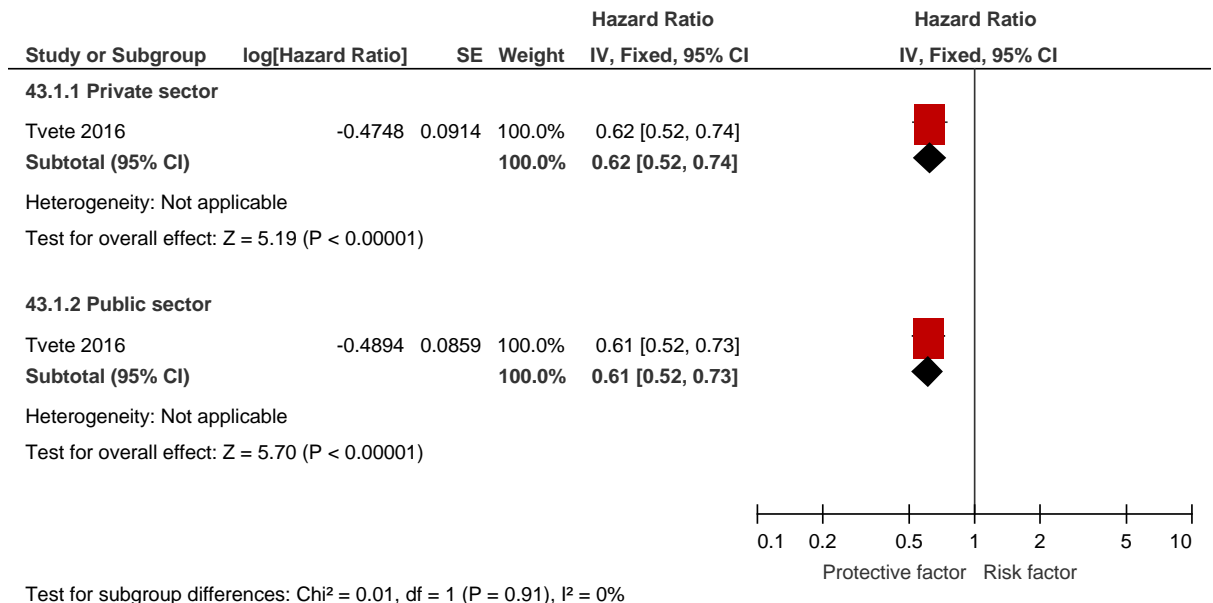
2 E.2.7 Income

Figure 74: Income (compared to low) for predicting dose escalation (daily average intake of ≥ 1 defined daily dose over a 3-month period)



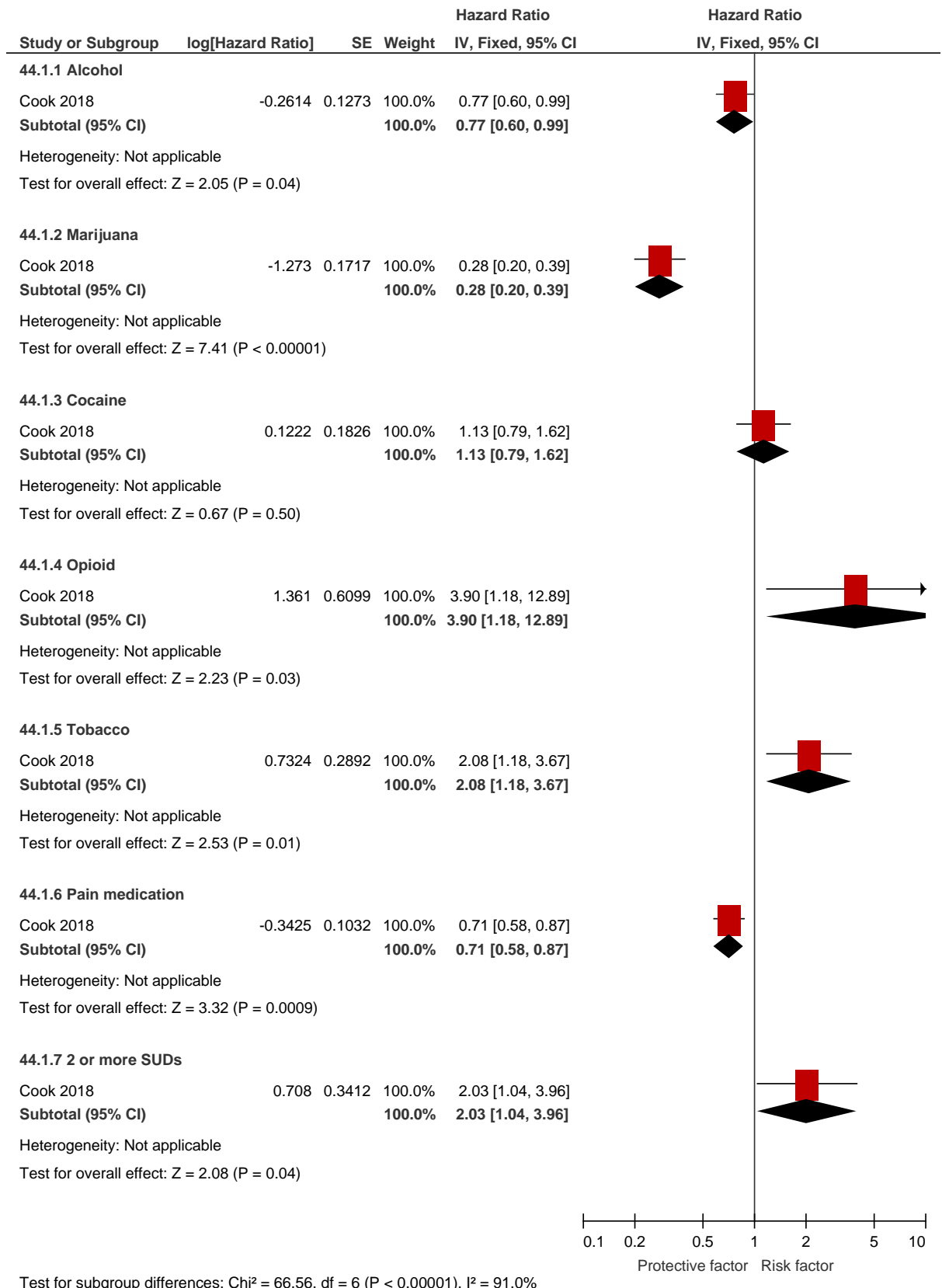
1 E.2.8 Type of work

Figure 75: Type of work (compared to no registration) for predicting dose escalation (daily average intake of ≥ 1 defined daily dose over a 3-month period)



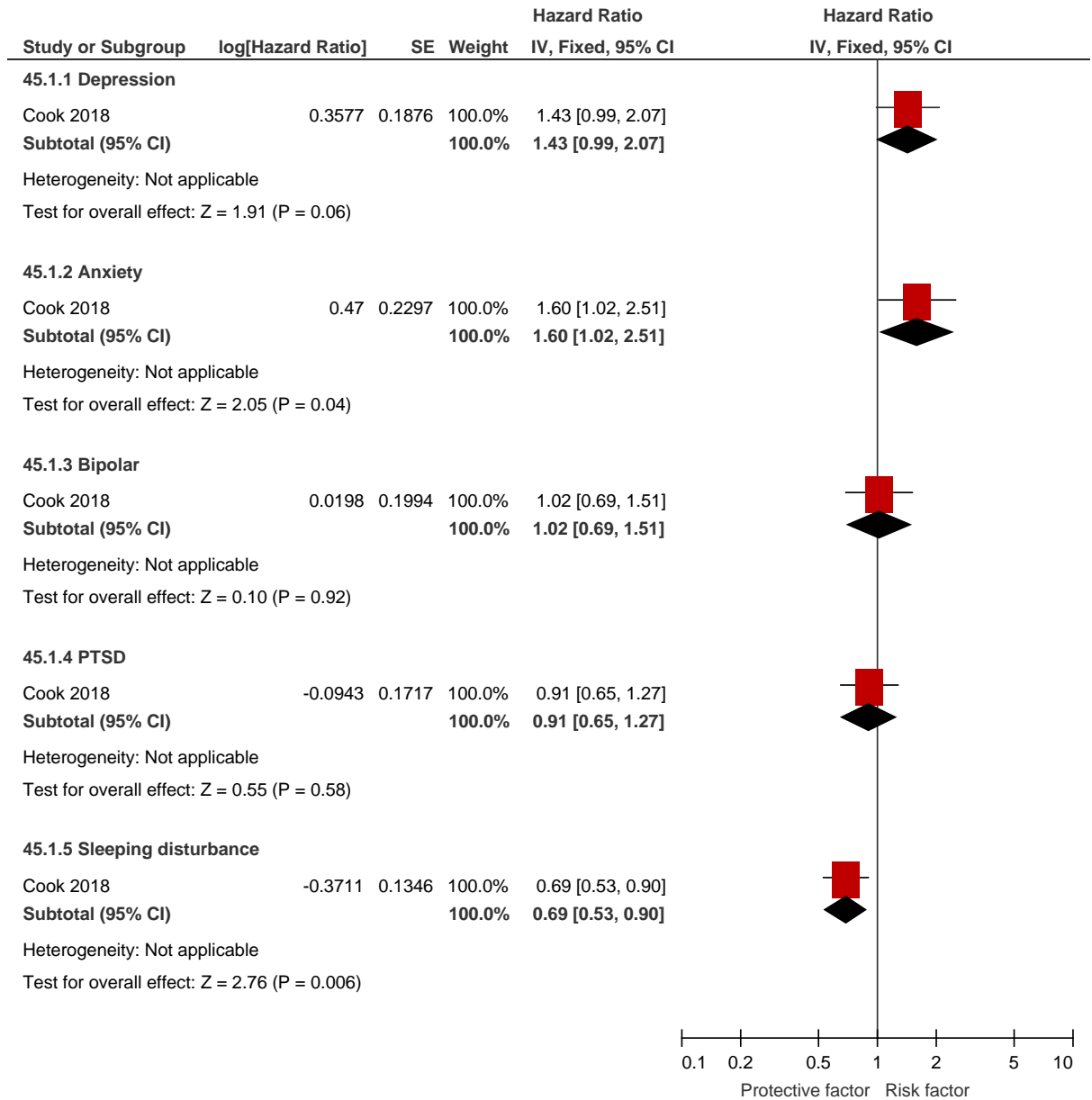
1 E.2.9 Substance use diagnosis

Figure 76: Substance use diagnosis (compared to no such substance use diagnosis) for predicting benzodiazepine dependence



1 E.2.10 Mental health diagnosis

Figure 77: Mental health diagnosis (compared to no diagnosis) for predicting benzodiazepine dependence



Test for subgroup differences: Chi² = 15.63, df = 4 (P = 0.004), I² = 74.4%

2

3

Appendix F GRADE tables

F.1 GRADE tables for opioids

Table 40: Clinical evidence profile: Age

Quality assessment							Effect	Quality
Number of studies	Design	Risk of bias	Inconsistency	Indirectness	Imprecision	Other considerations (including publication bias where possible)	Effect (95% CI)	
Age ≤40 versus age >40 for predicting codeine shopping behaviour (HR) (CNCP patients treated with codeine)								
1	Cohort study	serious risk of bias ¹	no serious inconsistency	no serious indirectness	no serious imprecision	none	HR 7.29 (4.28 to 12.42)	MODERATE
Age (continuous) for predicting prescription opioid misuse (OR) (adults aged 26–84 with CNCP)								
1	Cohort study	serious risk of bias ²	no serious inconsistency	serious indirectness ³	no serious imprecision	none	OR 0.94 (0.89 to 0.99)	LOW
Age 75-84 versus 65-74 years old for predicting overlapping concurrent opioid prescriptions (OR) (Veterans aged ≥ 65 years with a new MSD diagnosis)								
1	Cohort study	no serious risk of bias ⁴	no serious inconsistency	no serious indirectness	no serious imprecision	none	OR 0.81 (0.75 to 0.87)	HIGH
Age 85+ versus 65-74 years old for predicting overlapping concurrent opioid prescriptions (OR) (Veterans aged ≥ 65 years with a new MSD diagnosis)								
1	Cohort study	no serious risk of bias ⁴	no serious inconsistency	no serious indirectness	no serious imprecision	none	OR 0.83 (0.74 to 0.92)	HIGH
Age <18 versus >64 for predicting shopping behaviour (OR) (opioid-naïve patients initiating opioid use (mean age (SD): 53.1 (17.1) years))								
1	Cohort study	Very serious risk of bias ⁵	no serious inconsistency	very serious indirectness ⁶	serious imprecision ⁷	none	OR 0.9 (0.5 to 1.8)	VERY LOW
Age <18 versus >64 for predicting opioid abuse (OR) (opioid-naïve patients initiating opioid use (mean age (SD): 53.1 (17.1) years))								

1	Cohort study	Very serious risk of bias ⁵	no serious inconsistency	very serious indirectness ⁶	serious imprecision ⁷	none	OR 0.7 (0.3 to 1.4)	VERY LOW
Age 18-39 versus >64 for predicting shopping behaviour (OR) (opioid-naïve patients initiating opioid use (mean age (SD): 53.1 (17.1) years))								
1	Cohort study	Very serious risk of bias ⁵	no serious inconsistency	serious indirectness ⁶	no serious imprecision	none	OR 9.8 (7.9 to 12)	VERY LOW
Age 18-39 versus >64 for predicting opioid abuse (OR) (opioid-naïve patients initiating opioid use (mean age (SD): 53.1 (17.1) years))								
1	Cohort study	Very serious risk of bias ⁵	no serious inconsistency	serious indirectness ⁶	no serious imprecision	none	OR 13.9 (11.2 to 17.2)	VERY LOW
Age 40-64 versus >64 for predicting shopping behaviour (OR) (opioid-naïve patients initiating opioid use (mean age (SD): 53.1 (17.1) years))								
1	Cohort study	Very serious risk of bias ⁵	no serious inconsistency	serious indirectness ⁶	no serious imprecision	none	OR 4.6 (3.8 to 5.6)	VERY LOW
Age 40-64 versus >64 for predicting opioid abuse (OR) (opioid-naïve patients initiating opioid use (mean age (SD): 53.1 (17.1) years))								
1	Cohort study	Very serious risk of bias ⁵	no serious inconsistency	serious indirectness ⁶	no serious imprecision	none	OR 6.7 (5.5 to 8.3)	VERY LOW
Age <40 versus ≥ 50 for predicting tramadol shopping behaviour (HR) (CNCP patients treated with tramadol (mean age (SD) 66.4 (14.7) years))								
1	Cohort study	Very serious risk of bias ⁸	no serious inconsistency	no serious indirectness	serious imprecision ⁷	none	HR 7.4 (2.8 to 19.7)	VERY LOW
Age 40-50 versus ≥ 50 for predicting tramadol shopping behaviour (HR) (CNCP patients treated with tramadol (mean age (SD) 66.4 (14.7) years))								
1	Cohort study	Very serious risk of bias ⁸	no serious inconsistency	no serious indirectness	No serious imprecision	none	HR 2.8 (1 to 7.7)	LOW

¹ Methods: multivariable analysis: cox proportional hazards model developed according to clinically relevant variables such as age and gender; downgraded by 1 increment due to serious risk of bias

² Methods: Multivariate logistic regression model with covariates not specified; downgraded by 1 increment due to serious risk of bias

³ Downgraded by 1 increment due potential indirectness of the population as it was not clear if they were opioid naïve during baseline assessment

⁴ Methods: multivariate logistic regression analysis adjusted for age, sex, ethnicity, pain intensity (NRS), co morbid diagnoses, overall clinical severity (CII), mental health diagnoses: depressive disorder, substance use disorder (alcohol and illicit drug use disorders) and PTSD.

⁵ Methods: multivariate analysis: logistic regression adjusted for age, sex and types of payments at the index date; benzodiazepine use in the 3 months before the index date; major depression, mood and anxiety disorders or abuse of nonopioid medications (such as alcohol or tobacco) and pain-related diagnoses in the 12 months before the index date; downgraded by 2 increments due to very serious risk of bias

⁶ Downgraded by 1 increment with the proportion of those being prescribed opioids for chronic pain being unclear, and by 1 more increment for results of participants in the <18 years age category

⁷ Downgraded by 1 increment as the confidence interval crossed the null line or was judged to be very wide

⁸ Methods: multivariate analysis: cox proportional hazard model; confounders not specified; downgraded by 2 increments due to very serious risk of bias

Table 41: Clinical evidence profile: Family Background

Quality assessment							Effect	Quality
Number of studies	Design	Risk of bias	Inconsistency	Indirectness	Imprecision	Other considerations (including publication bias where possible)	Effect (95% CI)	
Non-white versus white race for predicting overlapping concurrent opioid prescriptions (OR) (Veterans aged ≥ 65 years with a new MSD diagnosis)								
1	Cohort study	no serious risk of bias ¹	no serious inconsistency	no serious indirectness	no serious imprecision	none	OR 0.77 (0.71 to 0.84)	HIGH

¹ Methods: multivariate logistic regression analysis adjusted for age, sex, ethnicity, pain intensity (NRS), co morbid diagnoses, overall clinical severity (CII), mental health diagnoses: depressive disorder, substance use disorder (alcohol and illicit drug use disorders) and PTSD

Table 42: Clinical evidence profile: Gender

Quality assessment							Effect	Quality
Number of studies	Design	Risk of bias	Inconsistency	Indirectness	Imprecision	Other considerations (including publication bias where possible)	Effect (95% CI)	
Female versus male for predicting codeine shopping behaviour (HR) (CNCP patients treated with codeine)								
1	Cohort study	serious risk of bias ¹	no serious inconsistency	no serious indirectness	serious imprecision ²	none	HR 0.92 (0.53 to 1.58)	LOW
Female versus male for predicting tramadol shopping behaviour (HR) (CNCP patients treated with tramadol)								
1	Cohort study	Very serious risk of bias ³	no serious inconsistency	no serious indirectness	serious imprecision ²	none	HR 1.6 (0.7 to 3.8)	VERY LOW
Female versus male for predicting overlapping concurrent opioid prescriptions (OR) (Veterans aged ≥ 65 years with a new MSD diagnosis)								

1	Cohort study	no serious risk of bias ⁴	no serious inconsistency	no serious indirectness	Serious imprecision ²	none	OR 0.97 (0.75 to 1.24)	MODERATE
Male versus female for predicting shopping behaviour (OR) (opioid-naïve patients initiating opioid use (mean age (SD): 53.1 (17.1) years))								
1	Cohort study	Very serious risk of bias ⁵	no serious inconsistency	serious indirectness ⁶	no serious imprecision	none	OR 1.6 (1.4 TO 1.7)	VERY LOW
Male versus female for predicting opioid abuse (OR) (opioid-naïve patients initiating opioid use (mean age (SD): 53.1 (17.1) years))								
1	Cohort study	Very serious risk of bias ⁵	no serious inconsistency	serious indirectness ⁶	no serious imprecision	None	OR 1.5 (1.3 to 1.6)	VERY LOW

¹ Methods: multivariable analysis: cox proportional hazards model developed according to clinically relevant variables such as age and gender; downgraded by 1 increment due to serious risk of bias

² Downgraded by 1 increment as the CI crossed the null line

³ Methods: multivariate analysis: cox proportional hazards model; co-variated not specified; downgraded by 2 increments due to very serious risk of bias

⁴ Methods: multivariate logistic regression analysis adjusted for age, sex, ethnicity, pain intensity (NRS), co morbid diagnoses, overall clinical severity (CII), mental health diagnoses: depressive disorder, substance use disorder (alcohol and illicit drug use disorders) and PTSD

⁵ Methods: multivariate analysis: logistic regression adjusted for Age, sex and types of payments at the index date; benzodiazepine use in the 3 months before the index date; major depression, mood and anxiety disorders or abuse of nonopioid medications (such as alcohol or tobacco) and pain-related diagnoses in the 12 months before the index date; downgraded by 2 increments due to very serious risk of bias

⁶ Downgraded by 1 increment due to the proportion of those taking opioids for chronic pain being unclear

Table 43: Clinical evidence profile: Low-income status

Quality assessment							Effect	Quality
Number of studies	Design	Risk of bias	Inconsistency	Indirectness	Imprecision	Other considerations (including publication bias where possible)	Effect (95% CI)	
Low-income status for predicting codeine shopping behaviour (HR) (CNCP patients treated with codeine)								
1	Cohort study	serious risk of bias ¹	no serious inconsistency	no serious indirectness	serious imprecision ²	none	HR 1.75 (0.96 to 3.21)	LOW
Low-income status for predicting tramadol shopping behaviour (HR) (CNCP patients treated with tramadol)								
1	Cohort study	very serious risk of bias ³	no serious inconsistency	no serious indirectness	serious imprecision ²	none	HR 8.5 (3.6 to 20.5)	VERY LOW

¹ Methods: multivariable analysis: cox proportional hazards model developed according to clinically relevant variables such as age and gender; downgraded by 1 increment due to serious risk of bias

² Downgraded by 1 increment as the CI crossed the null line or was judged to be very wide

³ Methods: multivariable analysis: cox proportional hazards mode; confounders not specified

Table 44: Clinical evidence profile: Pain intensity

Quality assessment							Effect	Quality
Number of studies	Design	Risk of bias	Inconsistency	Indirectness	Imprecision	Other considerations (including publication bias where possible)	Effect (95% CI)	
Moderate-to-severe pain intensity (pain scale 4-10) for predicting overlapping concurrent opioid prescriptions (OR) (Veterans aged ≥ 65 years with a new MSD diagnosis)								
1	Cohort study	no serious risk of bias ¹	no serious inconsistency	no serious indirectness	no serious imprecision	none	OR 1.40 (1.31 to 1.49)	HIGH

¹ Methods: multivariate logistic regression analysis adjusted for age, sex, ethnicity, pain intensity (NRS), co morbid diagnoses, overall clinical severity (CII), mental health diagnoses: depressive disorder, substance use disorder (alcohol and illicit drug use disorders) and PTSD

Table 45: Clinical evidence profile: Clinical severity (Charlson comorbidity index (CCI))

Quality assessment							Effect	Quality
Number of studies	Design	Risk of bias	Inconsistency	Indirectness	Imprecision	Other considerations (including publication bias where possible)	Effect (95% CI)	
CCI 2+ versus lower score for predicting overlapping concurrent opioid prescriptions (OR) (Veterans aged ≥ 65 years with a new MSD diagnosis)								
1	Cohort study	no serious risk of bias ¹	no serious inconsistency	no serious indirectness	serious imprecision ²	none	OR 0.96 (0.90 to 1.03)	MODERATE
Number of medical diseases (mean number of individual chronic medical diseases as per the unweighted CCI) for predicting prescription opioid misuse (OR) (adults aged 26–84 with CNCP)								
1	Cohort study	serious risk of bias ³	no serious inconsistency	serious indirectness ²	serious imprecision ⁴	none	OR 0.72 (0.45 to 1.1)	VERY LOW

¹ Methods: multivariate logistic regression analysis adjusted for age, sex, ethnicity, pain intensity (NRS), co morbid diagnoses, overall clinical severity (CII), mental health diagnoses: depressive disorder, substance use disorder (alcohol and illicit drug use disorders) and PTSD

² Downgraded by 1 increment as the confidence interval crossed the null line

³ Methods: Multivariate logistic regression model with covariates not specified; downgraded by 1 increment due to serious risk of bias

⁴ Downgraded by 1 increment due potential indirectness of the population as it was not clear if they were opioid naïve during baseline assessment

⁵ Downgraded by 1 increment as the CI crossed the null line

Table 46: Clinical evidence profile: History of opioid use disorder

Quality assessment							Effect	Quality
Number of studies	Design	Risk of bias	Inconsistency	Indirectness	Imprecision	Other considerations (including publication bias where possible)	Effect (95% CI)	
History of opioid use disorder for predicting codeine shopping behaviour (HR) (CNCP patients treated with codeine)								
1	Cohort study	serious risk of bias ¹	no serious inconsistency	no serious indirectness	very serious imprecision ²	none	HR 1.25 (0.19 to 8.40)	LOW

¹ Methods: multivariable analysis: cox proportional hazards model developed according to clinically relevant variables such as age and gender; downgraded by 1 increment due to serious risk of bias

² Downgraded by 1 increment as the confidence interval crossed the null line

Table 47: Clinical evidence profile: History of substance use disorder/abuse of non-opioids

Quality assessment							Effect	Quality
Number of studies	Design	Risk of bias	Inconsistency	Indirectness	Imprecision	Other considerations (including publication bias where possible)	Effect (95% CI)	
History of substance use disorder for predicting codeine shopping behaviour (HR) (CNCP patients treated with codeine; mean (SD) age 62.7 (16.1) years)								
1	Cohort study	serious risk of bias ¹	no serious inconsistency	No serious indirectness	serious imprecision ²	none	HR 0.89 (0.21 to 3.83)	LOW
Lifetime history of substance use disorder for predicting prescription opioid misuse (OR) (adults aged 26–84 with CNCP)								
1	Cohort study	very serious risk of bias ³	no serious inconsistency	serious indirectness ⁴	serious imprecision ⁵	none	OR 3.8 (1.4 to 10.8)	VERY LOW
Substance use disorder for predicting overlapping concurrent opioid prescriptions (Veterans aged ≥ 65 years with a new MSD diagnosis)								
1	Cohort study	no serious risk of bias ⁶	no serious inconsistency	no serious indirectness	no serious imprecision	none	OR 1.18 (1.05 to 1.33)	HIGH

History of abuse of non-opioid drugs (such as alcohol & tobacco) for predicting shopping behaviour (OR) (opioid-naïve patients initiating opioid use (mean age (SD): 53.1 (17.1) years))								
1	Cohort study	Very serious risk of bias ⁷	no serious inconsistency	serious indirectness ⁸	no serious imprecision	none	OR 1.5 (1.0 to 2.2)	VERY LOW
History of abuse of non-opioid drugs (such as alcohol & tobacco) mood for predicting opioid abuse (OR) (opioid-naïve patients initiating opioid use (mean age (SD): 53.1 (17.1) years))								
1	Cohort study	Very serious risk of bias ⁷	no serious inconsistency	serious indirectness ⁸	no serious imprecision	none	OR 1.5 (1.1 to 2.1)	VERY LOW

¹ Methods: cox proportional hazards model developed according to clinically relevant variables such as age and gender; downgraded by 1 increment due to serious risk of bias

² Downgraded by one increment as the CI crossed the null line

³ Methods: Multivariate logistic regression model with covariates not specified; downgraded by 2 increments due to very serious risk of bias

⁴ Downgraded by 1 increment due potential indirectness of the population as it was not clear if they were opioid naïve during baseline assessment

⁵ Downgraded by 1 increment as the CI was judged to be very wide

⁶ Methods: multivariate logistic regression analysis adjusted for age, sex, ethnicity, pain intensity (NRS), co morbid diagnoses, overall clinical severity (CII), mental health diagnoses: depressive disorder, substance use disorder (alcohol and illicit drug use disorders) and PTSD

⁷ Methods: multivariate analysis: logistic regression adjusted for Age, sex and types of payments at the index date; benzodiazepine use in the 3 months before the index date; major depression, mood and anxiety disorders or abuse of nonopioid medications (such as alcohol or tobacco) and pain-related diagnoses in the 12 months before the index date; downgraded by 2 increments due to very serious risk of bias

⁸ Downgraded by 1 due to the proportion of those taking opioids for chronic pain being unclear

Table 48: Clinical evidence profile: Active chronic liver disease

Quality assessment							Effect	Quality
Number of studies	Design	Risk of bias	Inconsistency	Indirectness	Imprecision	Other considerations (including publication bias where possible)	Effect (95% CI)	
Active chronic liver disease for predicting codeine shopping behaviour (HR) (adults with CNCP)								
1	Cohort study	serious risk of bias ¹	no serious inconsistency	no serious indirectness	serious imprecision ²	none	HR 2.09 (95% CI 0.62 to 7.03)	LOW

¹ Methods: multivariable analysis: cox proportional hazards model developed according to clinically relevant variables such as age and gender; downgraded by 1 increment due to serious risk of bias

² Downgraded by 1 increment as the confidence interval crossed the null line

Table 49: Clinical evidence profile: Mental health disorders

Quality assessment							Effect	Quality
Number of studies	Design	Risk of bias	Inconsistency	Indirectness	Imprecision	Other considerations (including publication bias where possible)	Effect (95% CI)	
Mental health disorders for predicting codeine shopping behaviour (HR) (adults with CNCP)								
1	Cohort study	serious risk of bias ¹	no serious inconsistency	no serious indirectness	no serious imprecision	none	HR 2.25 (1.08 to 4.67)	MODERAE
PTSD with or without other mental health diagnosis for predicting early opioid refills (RR) (Iraq and Afghanistan veterans prescribed opioids within 1 year of a pain-related diagnosis)								
1	Cohort study	Very serious risk of bias ²	no serious inconsistency	no serious indirectness	no serious imprecision	none	RR 1.64 (1.53 to 1.75)	LOW
Mental health diagnosis without PTSD for predicting early opioid refills (RR) (Iraq and Afghanistan veterans prescribed opioids within 1 year of a pain-related diagnosis)								
1	Cohort study	Very serious risk of bias ²	no serious inconsistency	no serious indirectness	no serious imprecision	none	RR 1.50 (1.39 to 1.62)	LOW
PTSD with or without other mental health diagnosis for predicting overlapping opioids (>7 days) (RR) (Iraq and Afghanistan veterans prescribed opioids within 1 year of a pain-related diagnosis)								
1	Cohort study	Very serious risk of bias ²	no serious inconsistency	no serious indirectness	no serious imprecision	none	RR 1.87 (1.70 to 2.06)	LOW
Mental health diagnosis without PTSD for predicting overlapping opioids (>7 days) (RR) (Iraq and Afghanistan veterans prescribed opioids within 1 year of a pain-related diagnosis)								
1	Cohort study	Very serious risk of bias ²	no serious inconsistency	no serious indirectness	no serious imprecision	none	RR 1.62 (1.44 to 1.81)	LOW
PTSD for predicting overlapping concurrent opioid prescriptions (OR) (Veterans aged ≥ 65 years with a new MSD diagnosis)								
1	Cohort study	no serious risk of bias ³	no serious inconsistency	no serious indirectness	serious imprecision ⁴	none	OR 0.94 (0.82 to 1.05)	MODERATE
Major depression for predicting overlapping concurrent opioid prescriptions (OR) (Veterans aged ≥ 65 years with a new MSD diagnosis)								

1	Cohort study	no serious risk of bias ³	no serious inconsistency	no serious indirectness	no serious imprecision	none	OR 1.32 (1.15 to 1.52)	HIGH
---	--------------	--------------------------------------	--------------------------	-------------------------	------------------------	------	------------------------	------

¹ Methods: multivariable analysis: cox proportional hazards model developed according to clinically relevant variables such as age and gender; downgraded by 1 increment due to serious risk of bias
² Methods: : Poison regression with robust error variance adjusted for sociodemographic factors (age, sex, race/ethnicity, marital status, VA facility type - medical centre vs community clinic) and military service characteristics (component, rank, service branch, and number of deployments); downgraded by 2 increments due to very serious risk of bias
³ Methods: multivariate logistic regression analysis adjusted for age, sex, ethnicity, pain intensity (NRS), co morbid diagnoses, overall clinical severity (CII), mental health diagnoses: depressive disorder, substance use disorder (alcohol and illicit drug use disorders) and PTSD
⁴Downgraded by one increment as the confidence interval crossed the null line

Table 50: Clinical evidence profile: History of mood disorder

Quality assessment							Effect	Quality
Number of studies	Design	Risk of bias	Inconsistency	Indirectness	Imprecision	Other considerations (including publication bias where possible)	Effect (95% CI)	
History of mood disorders for predicting shopping behaviour (OR) (opioid-naïve patients initiating opioid use (mean age (SD): 53.1 (17.1) years))								
1	Cohort study	Very serious risk of bias ¹	no serious inconsistency	serious indirectness ²	no serious imprecision	none	OR 1.4 (1.1 to 1.8)	VERY LOW
History of mood disorders for predicting opioid abuse (OR) (opioid-naïve patients initiating opioid use (mean age (SD): 53.1 (17.1) years))								
1	Cohort study	Very serious risk of bias ¹	no serious inconsistency	serious indirectness ²	no serious imprecision	none	OR 1.9 (1.5 to 2.3)	VERY LOW

¹ Methods: multivariate analysis: logistic regression adjusted for Age, sex and types of payments at the index date; benzodiazepine use in the 3 months before the index date; major depression, mood and anxiety disorders or abuse of nonopioid medications (such as alcohol or tobacco) and pain-related diagnoses in the 12 months before the index date; downgraded by 2 increments due to very serious risk of bias
² Downgraded by 1 due to the proportion of those taking opioids for chronic pain being unclear

Table 51: Clinical evidence profile: Concurrent use of antidepressants

Quality assessment							Effect	Quality

Number of studies	Design	Risk of bias	Inconsistency	Indirectness	Imprecision	Other considerations (including publication bias where possible)	Effect (95% CI)	
Concurrent use of antidepressants for predicting codeine shopping behaviour (HR) (adults with CNCP)								
1	Cohort study	serious risk of bias ¹	no serious inconsistency	no serious indirectness	serious imprecision ²	none	HR 0.93 (0.53 to 1.63)	LOW

¹ Methods: multivariable analysis: cox proportional hazards model developed according to clinically relevant variables such as age and gender; downgraded by 1 increment due to serious risk of bias

² Downgraded by 1 increment as the confidence interval crossed the null line

Table 52: Clinical evidence profile: Previous use of antipsychotics

Quality assessment							Effect	Quality
Number of studies	Design	Risk of bias	Inconsistency	Indirectness	Imprecision	Other considerations (including publication bias where possible)	Effect (95% CI)	
Previous use of antipsychotics for predicting codeine shopping behaviour (HR) (adults with CNCP)								
1	Cohort study	serious risk of bias ¹	no serious inconsistency	no serious indirectness	serious imprecision ²	none	HR 1.03 (0.42 to 2.53)	LOW

¹ Methods: multivariable analysis: cox proportional hazards model developed according to clinically relevant variables such as age and gender; downgraded by 1 increment due to serious risk of bias

² Downgraded by 1 increment as the confidence interval crossed the null line

Table 53: Clinical evidence profile: History of benzodiazepine use

Quality assessment							Effect	Quality
Number of studies	Design	Risk of bias	Inconsistency	Indirectness	Imprecision	Other considerations (including publication bias where possible)	Effect (95% CI)	

Previous use of hypnotic BZDs for predicting codeine shopping behaviour (HR) (adults with CNCP)								
1	Cohort study	serious risk of bias ¹	no serious inconsistency	no serious indirectness	serious imprecision ²	none	HR 1.56 (0.70 to 3.49)	LOW
Previous use of anxiolytic BZDs for predicting codeine shopping behaviour (HR) (adults with CNCP)								
1	Cohort study	serious risk of bias ¹	no serious inconsistency	no serious indirectness	serious imprecision ²	none	HR 0.63 (0.32 to 1.26)	LOW
History of BZD use for predicting shopping behaviour (OR) (opioid-naïve patients initiating opioid use (mean age (SD): 53.1 (17.1) years))								
1	Cohort study	Very serious risk of bias ³	no serious inconsistency	serious indirectness ⁴	no serious imprecision	none	OR 1.6 (1.1 to 2.2)	VERY LOW
History of BZD use for predicting opioid abuse (OR) (opioid-naïve patients initiating opioid use (mean age (SD): 53.1 (17.1) years))								
1	Cohort study	Very serious risk of bias ³	no serious inconsistency	serious indirectness ⁴	no serious imprecision	none	OR 1.5 (1.3 to 1.5)	VERY LOW

¹ Methods: multivariable analysis: cox proportional hazards model developed according to clinically relevant variables such as age and gender; downgraded by 1 increment due to serious risk of bias

² Downgraded by 1 increment as the confidence interval crossed the null line

³ Methods: multivariate analysis: logistic regression adjusted for Age, sex and types of payments at the index date; benzodiazepine use in the 3 months before the index date; major depression, mood and anxiety disorders or abuse of nonopioid medications (such as alcohol or tobacco) and pain-related diagnoses in the 12 months before the index date; downgraded by 2 increments due to very serious risk of bias

⁴ Downgraded by 1 increment due to the proportion of those taking opioids for chronic pain being unclear

Table 54: Clinical evidence profile: Concurrent use of benzodiazepine/ concurrent use of gabapentin/pregabalin

Quality assessment							Effect	Quality
Number of studies	Design	Risk of bias	Inconsistency	Indirectness	Imprecision	Other considerations (including publication bias where possible)	Effect (95% CI)	
Concurrent use of hypnotic BZD for predicting codeine shopping behaviour (HR) (adults with CNCP)								

1	Cohort study	serious risk of bias ¹	no serious inconsistency	No serious indirectness	serious imprecision ²	none	HR 0.89 (0.43 to 1.83)	LOW
Concurrent use of anxiolytic BZD for predicting codeine shopping behaviour (HR) (adults with CNCP)								
1	Cohort study	serious risk of bias ¹	no serious inconsistency	No serious indirectness	serious imprecision ²	none	HR 3.12 (1.55 to 6.26)	LOW
Receipt of benzodiazepine prescription versus non-receipt of benzodiazepine prescription for predicting second early opioid refill (HR) (adults aged with CNCP)								
1	Cohort study	No serious risk of bias ³	no serious inconsistency	serious indirectness ⁴	No serious imprecision	none	HR: 1.54 (1.09 to 2.18)	MODERATE
Concurrent use of BZD for predicting composite outcome – any combination of opioid abuse, dependence or overdose (hazard ratio) (opioid naïve patients aged 18 or over)								
1	Cohort study	serious risk of bias ⁵	no serious inconsistency	serious indirectness ⁶	No serious imprecision	None	HR: 1.38 (1.17 to 1.61)	LOW
Concurrent use of gabapentin/ pregabalin for predicting composite outcome – any combination of opioid abuse, dependence or overdose (hazard ratio) (opioid naïve patients aged 18 or over)								
1	Cohort study	serious risk of bias ⁵	no serious inconsistency	serious indirectness ⁶	No serious imprecision	None	HR: 1.54 (1.29 to 1.84)	LOW
Concurrent use of BZD and gabapentin/pregabalin within 30 days for predicting composite outcome – any combination of opioid abuse, dependence or overdose (hazard ratio) (opioid naïve patients aged 18 or over)								
1	Cohort study	serious risk of bias ⁵	no serious inconsistency	serious indirectness ⁶	No serious imprecision	None	HR: 1.68 (1.38 to 2.04)	LOW
Concurrent use of BZD and gabapentin/pregabalin not within 30 days for predicting composite outcome – any combination of opioid abuse, dependence or overdose (hazard ratio) (opioid naïve patients aged 18 or over)								
1	Cohort study	serious risk of bias ⁵	no serious inconsistency	serious indirectness ⁶	No serious imprecision	none	HR: 1.66 (1.24 to 2.22)	LOW

¹Methods: multivariable analysis: cox proportional hazards model developed according to clinically relevant variables such as age and gender; downgraded by 1 increment due to serious risk of bias

² Downgraded by 1 increment as the confidence interval crossed the null line

³ Methods: cox proportional hazards model analysis, including key covariates used in analysis to assess if receipt of benzodiazepine prescription is an independent risk factor. Key covariates included: sex, age, race, medical insurance, medical comorbidities, pain, mental health and substance use disorders

⁴ Downgraded by 1 increment due to potential indirectness of part of the population who may not have been opioid naïve or could have drug use disorder/ dependence that could include opioids at baseline

⁵ Methods: multivariable analysis: cox proportional hazards with stepwise selection adjusted for age, sex and comorbidities; downgraded by 1 increment due to serious risk of bias

⁶ Downgraded by 1 increment as the proportion of those treated for chronic pain unclear

Table 55: Clinical evidence profile: Previous use of strong opioids

Quality assessment							Effect	Quality
Number of studies	Design	Risk of bias	Inconsistency	Indirectness	Imprecision	Other considerations (including publication bias where possible)	Effect (95% CI)	
Previous use of antipsychotics for predicting codeine shopping behaviour (HR) (adults with CNCP)								
1	Cohort study	serious risk of bias ¹	no serious inconsistency	no serious indirectness	no serious imprecision	none	HR 2.94 (1.24 to 6.98)	MODERAE
Prior use of strong opioids for predicting tramadol shopping behaviour (HR) (CNCP patients treated with tramadol)								
1	Cohort study	very serious risk of bias ²	no serious inconsistency	no serious indirectness	serious imprecision ³	none	HR 5.7 (1.9 to 17.0)	VERY LOW

¹ Methods: multivariable analysis: cox proportional hazards model developed according to clinically relevant variables such as age and gender; downgraded by 1 increment due to serious risk of bias

² Methods: multivariable analysis: cox proportional hazards mode; confounders not specified; downgraded by 2 increments due to serious risk of bias

³Downgraded by 1 increment as the confidence interval was judged to be very wide

Table 56: Clinical evidence profile: Long-term opioid therapy

Quality assessment							Effect	Quality
Number of studies	Design	Risk of bias	Inconsistency	Indirectness	Imprecision	Other considerations (including publication bias where possible)	Effect (95% CI)	
Periods on long-term opioids versus not being in an episode of long-term prescribing for predicting incident addiction to opioids (new long-term opioid users)								
1	Cohort study	No serious risk of bias ¹	no serious inconsistency	no serious indirectness	no serious imprecision	none	HR 2.83 (2.13 to 3.76)	HIGH

Long term opioid therapy (≥90 days) vs shorter term opioid therapy (<90 days) for predicting opioid dependence (adj. HR) (patients with polyneuropathy)								
1	Cohort study	Very serious risk of bias ²	no serious inconsistency	no serious indirectness	no serious imprecision	none	HR 2.85 (1.54-5.47)	LOW
Long term opioid therapy (≥90 days) vs shorter term opioid therapy (<90 days) for predicting opioid abuse (adj. HR) (patients with polyneuropathy)								
1	Cohort study	Very serious risk of bias ²	no serious inconsistency	no serious indirectness	Very serious imprecision ³	none	HR: 3.97 (0.87-28.9)	VERY LOW

¹ Methods: multivariable analysis: Cox proportional hazards regression adjusted for age at baseline, gender, year of start of follow-up, ever smoking, ever alcohol drinking, overweight (BMI ≥25 kg/m²), geographical region, deprivation level, prior recorded depression, co-prescribing of NSAID and total number of co-morbid conditions

² Methods: multivariate logistic regressions adjusted for of Charlson Comorbidity Index comorbidities, sex, and use of non-opioid analgesics; downgraded by 2 increments due to very serious risk of bias

³ Downgraded by 1 increment as the confidence interval crossed the null line and was judged to be very wide

Table 57: Clinical evidence profile: Opioid dosage

Quality assessment							Effect	Quality
Number of studies	Design	Risk of bias	Inconsistency	Indirectness	Imprecision	Other considerations (including publication bias where possible)	Effect (95% CI)	
Long-term episode at average daily dose (ADD) <20 mg MED versus not being in an episode of long-term prescribing for predicting incident addiction to opioids (new long-term opioid users)								
1	Cohort study	serious risk of bias ¹	no serious inconsistency	no serious indirectness	serious imprecision ²	none	HR 1.06 (0.71 to 1.60)	LOW
Long-term episode ADD ≥20 and <50 mg MED versus not being in an episode of long-term prescribing for predicting incident addiction to opioids (new long-term opioid users)								
1	Cohort study	serious risk of bias ¹	no serious inconsistency	no serious indirectness	no serious imprecision	none	HR 3.59 (2.55 to 5.06)	MODERATE
Long-term episode ADD ≥ 50 mg MED versus not being in an episode of long-term prescribing for predicting incident addiction to opioids (new long-term opioid users)								
1	Cohort study	serious risk of bias ¹	no serious inconsistency	no serious indirectness	no serious imprecision	none	HR 9.33 (6.55 to 13.29)	MODERATE
Opioid dosage, MME/d (continuous) for predicting composite outcome (any combination of opioid abuse, dependence or overdose) (hazard ratio) (opioids naive patients aged 18 years and over)								

1	Cohort study	serious risk of bias ³	no serious inconsistency	serious indirectness ⁴	no serious imprecision	none	HR 1.003 (1.001-1.006)	LOW
---	--------------	-----------------------------------	--------------------------	-----------------------------------	------------------------	------	------------------------	-----

¹ Methods: multivariable analysis: Cox proportional hazards regression adjusted for age at baseline, gender, year of start of follow-up, ever smoking, ever alcohol drinking, overweight (BMI ≥25 kg/m2), geographical region, deprivation level, prior recorded depression, co-prescribing of NSAID and total number of co-morbid conditions; downgraded by 1 increment due to serious risk of bias

² Downgraded by 1 increment as the CI crossed the null line

³ Methods: multivariate analysis: cox proportional hazards with stepwise selection adjusted for age, sex and comorbidities; downgraded by 1 increment due to serious risk of bias

⁴ Downgraded by 1 increment as the proportion of those treated for chronic pain was unclear

Table 58: Clinical evidence profile: Opioid formulation (Oxycodone IR versus tapentadol IR)

Quality assessment							Effect	Quality
Number of studies	Design	Risk of bias	Inconsistency	Indirectness	Imprecision	Other considerations (including publication bias where possible)	Effect (95% CI)	
Tapentadol IR vs oxycodone IR for predicting (opioid) shopping behaviour (OR) (opioid-naïve patients initiating opioid use)								
1	Cohort study	serious risk of bias ¹	no serious inconsistency	serious indirectness ²	No serious imprecision	none	OR 0.45 (0.36 to 0.55)	LOW
Tapentadol IR vs oxycodone IR for predicting incident opioid abuse (OR) (opioid-naïve patients initiating opioid use)								
1	Cohort study	serious risk of bias ¹	no serious inconsistency	serious indirectness ²	no serious imprecision	none	OR 0.44 (0.37 to 0.54)	LOW
Oxycodone IR vs tapentadol IR for predicting shopping behaviour (OR) (opioid-naïve patients initiating opioid use)								
1	Cohort study	no serious risk of bias ³	no serious inconsistency	serious indirectness ²	no serious imprecision	none	OR 3.5 (2.8 to 4.4)	MODERATE
Oxycodone IR vs tapentadol IR for predicting heavy shopping behaviour (OR) (opioid-naïve patients initiating opioid use)								
1	Cohort study	serious risk of bias ⁴	no serious inconsistency	serious indirectness ²	serious imprecision ⁵	none	OR 6.9 (2.5 to 19.3)	VERY LOW

¹ Methods: multivariable analysis: logistic regression adjusted for Age, sex and types of payments at the index date; benzodiazepine use in the 3 months before the index date; major depression, mood and anxiety disorders or abuse of nonopioid medications (such as alcohol or tobacco) and pain-related diagnoses in the 12 months before the index date; downgraded by 1 increment due to risk of bias

² Downgraded by 1 increment due to proportion of participants taking opioids for chronic pain being unclear

³ Methods: multivariate analysis: conditional logistic regression conducted using matched analysis, taking into account matching variables of time of opioid exposure, geographic area, specialty of the prescriber and age and adjusting for gender, benzodiazepine use and type of payment at the first opioid exposure.

⁴ Downgraded by 1 increment due to risk of bias

⁵ Downgraded by 1 increment as the confidence interval was judged to be very wide

Table 59: Clinical evidence profile: Duration of action in the first prescription

Quality assessment							Effect	Quality
Number of studies	Design	Risk of bias	Inconsistency	Indirectness	Imprecision	Other considerations (including publication bias where possible)	Effect (95% CI)	
Long versus short acting opioids for predicting overlapping opioid prescriptions across the six following 3-month quarters (risk difference) (privately insured patients aged 18-64 years)								
1	Cohort study	Very serious risk of bias ¹	no serious inconsistency	serious indirectness ³	no serious imprecision	none	Risk difference 14.70 (12.7 to 16.7)	VERY LOW
Long versus short acting opioids for predicting having 3 or more opioid prescribers across the six following 3-month quarters (risk difference) (privately insured patients aged 18-64 years)								
1	Cohort study	Very serious risk of bias ¹	no serious inconsistency	serious indirectness ³	Serious imprecision	none	Risk difference 1.8 (0.9 to 2.7%)	VERY LOW
Long-acting opioids versus short-acting for predicting composite outcome – any combination of opioid abuse, dependence or overdose (hazard ratio) (opioid naïve patients aged 18 years or over)								
1	Cohort study	serious risk of bias ²	no serious inconsistency	serious indirectness ³	serious imprecision ⁴	none	HR 2.17 (0.81 to 5.86)	VERY LOW
Concurrent use of short-acting and long-acting opioids within 30 days (compared to short-acting alone) for predicting composite outcome – any combination of opioid abuse, dependence or overdose (hazard ratio) (opioid naïve patients aged 18 years or over)								
1	Cohort study	serious risk of bias ²	no serious inconsistency	serious indirectness ³	no serious imprecision	none	HR 2.12 (1.78 to 2.54)	LOW
Concurrent use of short-acting and long-acting opioids not within 30 days (compared to short-acting alone) for predicting composite outcome – any combination of opioid abuse, dependence or overdose (hazard ratio) (opioid naïve patients aged 18 years or over)								
1	Cohort study	serious risk of bias ²	no serious inconsistency	serious indirectness ³	no serious imprecision	none	HR 1.99 (1.24 to 3.18)	LOW

¹ Methods: multivariate analysis: linear probability model adjusting for ordinal indicators of the quarters/3-month intervals following the first prescription (second, third, sixth, with the first quarter as the reference), calendar year indicators, patient demographics (age groups, sex); dichotomous indicators of back pain, neck pain, arthritis/joint pain and other pain, an indicator of any mental health disorder, alcohol use disorder, any drug use disorder and tobacco use disorder, socio-demographic profiles at the patient's residential ZIP codes; downgraded by 2 increments due to very serious risk of bias

² Methods: multivariate analysis: Cox proportional hazards with stepwise selection adjusted for age, sex and comorbidities; downgraded by 1 increment due to serious risk of bias

³ Downgraded by 1 increment as the proportion of those treated for chronic pain was unclear

⁴ Downgraded by 1 increment as the CI crossed the null line

Table 60: Clinical evidence profile: Duration of opioid supply in the first prescription

Quality assessment							Effect	Quality
Number of studies	Design	Risk of bias	Inconsistency	Indirectness	Imprecision	Other considerations (including publication bias where possible)	Effect (95% CI)	
Number of days' supply for predicting composite outcome (any combination of opioid abuse, dependence or overdose) (hazard ratio) (opioid naïve patients aged 18 years and over)								
1	Cohort study	serious risk of bias ¹	no serious inconsistency	serious indirectness ³	no serious imprecision	none	HR 1.025 (1.019 to 1.032)	LOW
>7 days' supply vs 3 ≤ days for predicting overlapping opioid prescriptions across the six following 3-month quarters (risk difference) (privately insured patients aged 18-64 years)								
1	Cohort study	Very serious risk of bias ²	no serious inconsistency	serious indirectness ³	no serious imprecision	none	Risk difference 6.65 (6.3 to 7)	VERY LOW
>7 days' supply vs 4-7 days for predicting overlapping opioid prescriptions across the six following 3-month quarters (risk difference) (privately insured patients aged 18-64 years)								
1	Cohort study	Very serious risk of bias ²	no serious inconsistency	serious indirectness ³	no serious imprecision	none	Risk difference 5.65 (5.3 to 6)	VERY LOW

¹ Methods: multivariate analysis: cox proportional hazards with stepwise selection adjusted for age, sex and comorbidities; downgraded by 1 increment due to serious risk of bias

² Methods: multivariate analysis: linear probability model adjusting for ordinal indicators of the quarters/3-month intervals following the first prescription (second, third, sixth, with the first quarter as the reference), calendar year indicators, patient demographics (age groups, sex); dichotomous indicators of back pain, neck pain, arthritis/joint pain and other pain, an indicator of any mental health disorder, alcohol use disorder, any drug use disorder and tobacco use disorder, socio-demographic profiles at the patient's residential ZIP codes; downgraded by 2 increments due to very serious risk of bias

³ Downgraded by 1 increment as the proportion of those treated for chronic pain was unclear

Table 61: Clinical evidence profile: Dual use of Veterans health administration (VHA) pharmacy and Medicare part D

Quality assessment							Effect	Quality
Number of studies	Design	Risk of bias	Inconsistency	Indirectness	Imprecision	Other considerations (including publication bias where possible)	Effect (95% CI)	
Dual use of VHA and Medicare part D for predicting overlapping concurrent opioid prescriptions (OR) (Veterans aged ≥ 65 years with a new MSD diagnosis)								
1	Cohort study	No serious risk of bias	no serious inconsistency	serious indirectness ²	no serious imprecision	none	OR 5.28 (4.60 to 6.05)	MODERATE

¹ Methods: multivariate logistic regression analysis adjusted for age, sex, ethnicity, pain intensity (NRS), co morbid diagnoses, overall clinical severity (CII), mental health diagnoses: depressive disorder, substance use disorder (alcohol and illicit drug use disorders) and PTSD

² Downgraded by 1 increment as the risk factor may be of limited relevance to the NHS setting.

Table 62: Clinical evidence profile: Type of payment

Quality assessment							Effect	Quality
Number of studies	Design	Risk of bias	Inconsistency	Indirectness	Imprecision	Other considerations (including publication bias where possible)	Effect (95% CI)	
Medicaid vs cash payment for predicting shopping behaviour (OR) (opioid-naïve patients initiating opioid use (mean age (SD): 53.1 (17.1) years))								
1	Cohort study	Very serious risk of bias ¹	no serious inconsistency	very serious indirectness ²	no serious imprecision	none	OR 0.3 (0.3 to 0.4)	VERY LOW
Medicaid vs cash payment for predicting opioid abuse (OR) (opioid-naïve patients initiating opioid use (mean age (SD): 53.1 (17.1) years))								
1	Cohort study	Very serious risk of bias ¹	no serious inconsistency	very serious indirectness ²	serious imprecision ³	none	OR 1.1 (0.9 to 1.2)	VERY LOW
Medicare vs cash payment for predicting shopping behaviour (OR) (opioid-naïve patients initiating opioid use (mean age (SD): 53.1 (17.1) years))								
1	Cohort study	Very serious risk of bias ¹	no serious inconsistency	very serious indirectness ²	no serious imprecision	none	OR 0.4 (0.3 to 0.4)	VERY LOW

Medicare vs cash payment for predicting opioid abuse (OR) (opioid-naïve patients initiating opioid use (mean age (SD): 53.1 (17.1) years))								
1	Cohort study	Very serious risk of bias ¹	no serious inconsistency	very serious indirectness ²	no serious imprecision	none	OR 0.7 (0.6 to 0.8)	VERY LOW
Commercial insurance vs cash payment for predicting shopping behaviour (OR) (opioid-naïve patients initiating opioid use (mean age (SD): 53.1 (17.1) years))								
1	Cohort study	Very serious risk of bias ¹	no serious inconsistency	very serious indirectness ²	no serious imprecision	none	OR 0.2 (0.2 to 0.2)	VERY LOW
Commercial insurance vs cash payment for predicting opioid abuse (OR) (opioid-naïve patients initiating opioid use (mean age (SD): 53.1 (17.1) years))								
1	Cohort study	Very serious risk of bias ¹	no serious inconsistency	very serious indirectness ²	no serious imprecision	none	OR 0.3 (0.3 to 0.4)	VERY LOW

¹Methods: multivariate analysis: logistic regression adjusted for Age, sex and types of payments at the index date; benzodiazepine use in the 3 months before the index date; major depression, mood and anxiety disorders or abuse of nonopioid medications (such as alcohol or tobacco) and pain-related diagnoses in the 12 months before the index date; downgraded by 2 increments due to very serious risk of bias

²Downgraded by 1 increment due to the proportion of those being prescribed opioids for chronic pain being unclear and by 1 increment due the risk factor being of limited relevance to the NHS setting

³Downgraded by 1 increment as the confidence interval crossed the null line

Table 63: Clinical evidence profile: Painful condition (present vs absent)

Quality assessment							Effect	Quality
Number of studies	Design	Risk of bias	Inconsistency	Indirectness	Imprecision	Other considerations (including publication bias where possible)	Effect (95% CI)	
Arthritis for predicting shopping behaviour (opioid-naïve patients initiating opioid use (OR) (mean age (SD): 53.1 (17.1) years))								
1	Cohort study	Very serious risk of bias ¹	no serious inconsistency	serious indirectness ²	serious imprecision ³	none	OR 0.8 (0.7 to 1.0)	VERY LOW
Arthritis for predicting opioid abuse (opioid-naïve patients initiating opioid use (OR) (mean age (SD): 53.1 (17.1) years))								
1	Cohort study	Very serious risk of bias ¹	no serious inconsistency	serious indirectness ²	serious imprecision ³	none	OR 1 (0.8 to 1.1)	VERY LOW

Back pain for predicting shopping behaviour (opioid-naïve patients initiating opioid use (OR) (mean age (SD): 53.1 (17.1) years))								
1	Cohort study	Very serious risk of bias ¹	no serious inconsistency	serious indirectness ²	no serious imprecision	none	OR 2 (1.7 to 2.3)	VERY LOW
Back pain for predicting opioid abuse (opioid-naïve patients initiating opioid use (OR) (mean age (SD): 53.1 (17.1) years))								
1	Cohort study	Very serious risk of bias ¹	no serious inconsistency	serious indirectness ²	no serious imprecision	none	OR 1.7 (1.5 to 2.0)	VERY LOW
Fractures for predicting shopping behaviour (opioid-naïve patients initiating opioid use (OR) (mean age (SD): 53.1 (17.1) years))								
1	Cohort study	Very serious risk of bias ¹	no serious inconsistency	serious indirectness ²	serious imprecision ³	none	OR 1.1 (0.75 to 1.7)	VERY LOW
Fractures for predicting opioid abuse (opioid-naïve patients initiating opioid use (OR) (mean age (SD): 53.1 (17.1) years))								
1	Cohort study	Very serious risk of bias ¹	no serious inconsistency	serious indirectness ²	serious imprecision ³	none	OR 1.2 (0.8 to 1.6)	VERY LOW
Headache for predicting shopping behaviour (opioid-naïve patients initiating opioid use (OR) (mean age (SD): 53.1 (17.1) years))								
1	Cohort study	Very serious risk of bias ¹	no serious inconsistency	serious indirectness ²	serious imprecision ³	none	OR 0.8 (0.6 to 1.2)	VERY LOW
Headache for predicting opioid abuse (opioid-naïve patients initiating opioid use (OR) (mean age (SD): 53.1 (17.1) years))								
1	Cohort study	Very serious risk of bias ¹	no serious inconsistency	serious indirectness ²	serious imprecision ³	none	OR 1.2 (0.9 to 1.5)	VERY LOW
Malignancy for predicting shopping behaviour (opioid-naïve patients initiating opioid use (OR) (mean age (SD): 53.1 (17.1) years))								
1	Cohort study	Very serious risk of bias ¹	no serious inconsistency	serious indirectness ²	no serious imprecision	none	OR 0.7 (0.5 to 0.9)	VERY LOW
Malignancy for predicting opioid abuse (opioid-naïve patients initiating opioid use (OR) (mean age (SD): 53.1 (17.1) years))								
1	Cohort study	Very serious risk of bias ¹	no serious inconsistency	serious indirectness ²	no serious imprecision	none	OR 0.4 (0.3 to 0.5)	VERY LOW
Musculoskeletal pain for predicting shopping behaviour (opioid-naïve patients initiating opioid use (OR) (mean age (SD): 53.1 (17.1) years))								

1	Cohort study	Very serious risk of bias ¹	no serious inconsistency	serious indirectness ²	serious imprecision ³	none	OR 0.9 (0.7 to 1.1)	VERY LOW
Musculoskeletal pain for predicting opioid abuse (opioid-naïve patients initiating opioid use (OR) (mean age (SD): 53.1 (17.1) years))								
1	Cohort study	Very serious risk of bias ¹	no serious inconsistency	serious indirectness ²	serious imprecision ³	none	OR 1.1 (0.9 to 1.3)	VERY LOW
Neuropathic pain for predicting shopping behaviour (opioid-naïve patients initiating opioid use (OR) (mean age (SD): 53.1 (17.1) years))								
1	Cohort study	Very serious risk of bias ¹	no serious inconsistency	serious indirectness ²	serious imprecision ³	none	OR 1.2 (0.8 to 1.8)	VERY LOW
Neuropathic pain for predicting opioid abuse (opioid-naïve patients initiating opioid use (OR) (mean age (SD): 53.1 (17.1) years))								
1	Cohort study	Very serious risk of bias ¹	no serious inconsistency	serious indirectness ²	serious imprecision ³	none	OR 1.1 (0.7 to 1.6)	VERY LOW
Other pains for predicting shopping behaviour (opioid-naïve patients initiating opioid use (OR) (mean age (SD): 53.1 (17.1) years))								
1	Cohort study	Very serious risk of bias ¹	no serious inconsistency	serious indirectness ²	serious imprecision ³	none	OR 1.2 (0.6 to 2.3)	VERY LOW
Other pains for predicting opioid abuse (opioid-naïve patients initiating opioid use (OR) (mean age (SD): 53.1 (17.1) years))								
1	Cohort study	Very serious risk of bias ¹	no serious inconsistency	serious indirectness ²	no serious imprecision	none	OR 1.7 (1.0 to 2.8)	VERY LOW
Reproductive pain for predicting shopping behaviour (opioid-naïve patients initiating opioid use (OR) (mean age (SD): 53.1 (17.1) years))								
1	Cohort study	Very serious risk of bias ¹	no serious inconsistency	serious indirectness ²	serious imprecision ³	none	OR 0.7 (0.3 to 1.8)	VERY LOW
Reproductive pain for predicting opioid abuse (opioid-naïve patients initiating opioid use (OR) (mean age (SD): 53.1 (17.1) years))								
1	Cohort study	Very serious risk of bias ¹	no serious inconsistency	serious indirectness ²	serious imprecision ³	none	OR 0.8 (0.4 to 1.7)	VERY LOW
Visceral pain for predicting shopping behaviour (opioid-naïve patients initiating opioid use (OR) (mean age (SD): 53.1 (17.1) years))								
1	Cohort study	Very serious risk of bias ¹	no serious inconsistency	serious indirectness ²	serious imprecision ³	none	OR 1.0 (0.8 to 1.2)	VERY LOW

Visceral pain for predicting opioid abuse (opioid-naïve patients initiating opioid use (OR) (mean age (SD): 53.1 (17.1) years))								
1	Cohort study	Very serious risk of bias ¹	no serious inconsistency	serious indirectness ²	serious imprecision ³	none	OR 1.1 (0.9 to 1.3)	VERY LOW
Wound injury for predicting shopping behaviour (opioid-naïve patients initiating opioid use (OR) (mean age (SD): 53.1 (17.1) years))								
1	Cohort study	Very serious risk of bias ¹	no serious inconsistency	serious indirectness ²	serious imprecision ³	none	OR 1.0 (0.5 to 1.8)	VERY LOW
Wound injury for predicting opioid abuse (opioid-naïve patients initiating opioid use (OR) (mean age (SD): 53.1 (17.1) years))								
1	Cohort study	Very serious risk of bias ¹	no serious inconsistency	serious indirectness ²	serious imprecision ³	none	OR 0.7 (0.4 to 1.4)	VERY LOW

¹Methods: multivariate analysis: logistic regression adjusted for Age, sex and types of payments at the index date; benzodiazepine use in the 3 months before the index date; major depression, mood and anxiety disorders or abuse of nonopioid medications (such as alcohol or tobacco) and pain-related diagnoses in the 12 months before the index date; downgraded by 1 increment due to serious risk of bias

²Downgraded by 1 increment due to the proportion of those being prescribed opioids for chronic pain being unclear and by 1 increment due the risk factor being of limited relevance to the NHS setting

³Downgraded by 1 increment as the confidence interval crossed the null line

F.2 GRADE tables for Benzodiazepines

Table 64: Clinical evidence profile: Age

Quality assessment							Effect	Quality
Number of studies	Design	Risk of bias	Inconsistency	Indirectness	Imprecision	Other considerations (including publication bias where possible)	Effect (95% CI)	
Age (continuous) for predicting dose escalation (daily average intake of ≥ 1 defined daily dose over a 3-month period) (new BZD users with a first redemption for diazepam or oxazepam)								
1	Cohort study	serious risk of bias ¹	no serious inconsistency	serious indirectness ²	no serious imprecision	none	HR 0.984 (0.977 to 0.99)	LOW
25-34 years vs 18-24 years for predicting benzodiazepine dependence (HR) (benzodiazepine users)								

1	Cohort study	Very serious risk of bias ³	no serious inconsistency	No serious indirectness	Serious imprecision ⁴	none	HR 1.23 (0.35 to 4.31)	VERY LOW
35-44 vs 18-24 years for predicting benzodiazepine dependence (HR) (benzodiazepine users)								
1	Cohort study	Very serious risk of bias ³	no serious inconsistency	No serious indirectness	Serious imprecision ⁴	none	HR 0.66 (0.33 to 1.31)	VERY LOW
45-54 years vs 18-24 years for predicting benzodiazepine dependence (HR) (benzodiazepine users)								
1	Cohort study	Very serious risk of bias ³	no serious inconsistency	No serious indirectness	Serious imprecision ⁴	none	HR 0.87 (0.37 to 2.06)	VERY LOW
55-64 years vs 18-24 years for predicting benzodiazepine dependence (HR) (benzodiazepine users)								
1	Cohort study	Very serious risk of bias ³	no serious inconsistency	No serious indirectness	Serious imprecision ⁴	none	HR 1.08 (0.37 to 3.11)	VERY LOW
65+ years vs 18-24 years for predicting benzodiazepine dependence (HR) (benzodiazepine users)								
1	Cohort study	Very serious risk of bias ³	no serious inconsistency	No serious indirectness	Serious imprecision ⁴	none	HR 1.47 (0.34 to 6.27)	VERY LOW

¹ Methods: Cox proportional hazard regression model adjusted for socio-demographic status and previous drug use; unclear if the analysis adjusted for other covariates in addition to the aforementioned and those entered in the model as prognostic factors; downgrade by 1 increment due to serious risk of bias

² Downgraded by 1 increment due to outcome indirectness

³ Methods: Cox proportional hazard regression model adjusted for substance use disorder diagnosis (alcohol, marijuana, cocaine, opioid, tobacco, pain medication), mental health disorder diagnosis, age, sex, race; model also included interactions between age and sex; downgraded by 2 increments due to very serious risk of bias

⁴ Downgraded by 1 increment as the confidence interval crossed the null line

Table 65: Clinical evidence profile: Gender

Quality assessment							Effect	Quality
Number of studies	Design	Risk of bias	Inconsistency	Indirectness	Imprecision	Other considerations (including publication bias where possible)	Effect (95% CI)	

Female vs male for predicting dose escalation (daily average intake of ≥ 1 defined daily dose over a 3-month period) (HR) (new BZD users with a first redemption for diazepam or oxazepam)								
1	Cohort study	serious risk of bias ¹	no serious inconsistency	serious indirectness ²	no serious imprecision	none	HR 0.571 (0.505 to 0.645)	LOW
Male vs female for predicting benzodiazepine dependence (HR) (benzodiazepine users)								
1	Cohort study	Very serious risk of bias ³	no serious inconsistency	No serious indirectness	serious imprecision ⁴	None	HR 1.33 (0.55 to 3.21)	VERY LOW

¹ Methods: Cox proportional hazard regression model adjusted for socio-demographic status and previous drug use; unclear if the analysis adjusted for other covariates in addition to the aforementioned and those entered in the model as prognostic factors; downgrade by 1 increment due to serious risk of bias

² Downgraded by 1 increment due to outcome indirectness

³ Methods: Cox proportional hazard regression model adjusted for substance use disorder diagnosis (alcohol, marijuana, cocaine, opioid, tobacco, pain medication), mental health disorder diagnosis, age, sex, race; model also included interactions between age and sex; downgraded by 2 increments due to very serious risk of bias

⁴ Downgraded by 1 increment as the confidence interval crossed the null line

Table 66: Clinical evidence profile: Family Background

Quality assessment							Effect	Quality
Number of studies	Design	Risk of bias	Inconsistency	Indirectness	Imprecision	Other considerations (including publication bias where possible)	Effect (95% CI)	
Black vs white for predicting benzodiazepine dependence (HR) (benzodiazepine users)								
1	Cohort study	Very serious risk of bias ¹	no serious inconsistency	No serious indirectness	No serious imprecision	none	HR 0.18 (0.15 to 0.21)	LOW
Latino vs white for predicting benzodiazepine dependence (HR) (benzodiazepine users)								
1	Cohort study	Very serious risk of bias ¹	no serious inconsistency	No serious indirectness	No serious imprecision	none	HR 0.2 (0.17 to 0.23)	LOW
Asian vs white for predicting benzodiazepine dependence (HR) (benzodiazepine users)								
1	Cohort study	Very serious risk of bias ¹	no serious inconsistency	No serious indirectness	No serious imprecision	none	HR 0.43 (0.25 to 0.74)	LOW

¹ Methods: Cox proportional hazard regression model adjusted for substance use disorder diagnosis (alcohol, marijuana, cocaine, opioid, tobacco, pain medication), mental health disorder diagnosis, age, sex, race; model also included interactions between age and sex; downgraded by 2 increments due to very serious risk of bias

Table 67: Clinical evidence profile: First benzodiazepine dispensation

Quality assessment							Effect	Quality
Number of studies	Design	Risk of bias	Inconsistency	Indirectness	Imprecision	Other considerations (including publication bias where possible)	Effect (95% CI)	
Diazepam vs oxazepam for predicting dose escalation (daily average intake of ≥ 1 defined daily dose over a 3-month period) (HR) (new BZD users with a first redemption for diazepam or oxazepam)								
1	Cohort study	serious risk of bias ¹	no serious inconsistency	serious indirectness ²	no serious imprecision	none	HR 1.328 (1.167 to 1.512)	LOW

¹ Methods: Cox proportional hazard regression model adjusted for socio-demographic status and previous drug use; unclear if the analysis adjusted for other covariates in addition to the aforementioned and those entered in the model as prognostic factors; downgrade by 1 increment due to serious risk of bias

² Downgraded by 1 increment due to outcome indirectness

Table 68: Clinical evidence profile: Previous medication

Quality assessment							Effect	Quality
Number of studies	Design	Risk of bias	Inconsistency	Indirectness	Imprecision	Other considerations (including publication bias where possible)	Effect (95% CI)	
Antidepressants and lithium for predicting dose escalation (daily average intake of ≥ 1 defined daily dose over a 3-month period) (HR) (new BZD users with a first redemption for diazepam or oxazepam)								
1	Cohort study	serious risk of bias ¹	no serious inconsistency	serious indirectness ²	no serious imprecision	none	HR 1.687 (1.491 to 1.91)	LOW
Antipsychotics for predicting dose escalation (daily average intake of ≥ 1 defined daily dose over a 3-month period) (HR) (new BZD users with a first redemption for diazepam or oxazepam)								
1	Cohort study	serious risk of bias ¹	no serious inconsistency	serious indirectness ²	no serious imprecision	none	HR 1.753 (1.488 to 2.066)	LOW

Opioids, anti-alcohol and smoking cessation drugs and dose escalation (daily average intake of ≥ 1 defined daily dose over a 3-month period) (HR) (new BZD users with a first redemption for diazepam or oxazepam)								
1	Cohort study	serious risk of bias ¹	no serious inconsistency	serious indirectness ²	no serious imprecision	none	HR 3.042 (95% CI 2.285 to 4.047)	LOW
Drugs for rheumatic disease for predicting dose escalation (daily average intake of ≥ 1 defined daily dose over a 3-month period) (HR) (new BZD users with a first redemption for diazepam or oxazepam)								
1	Cohort study	serious risk of bias ¹	no serious inconsistency	serious indirectness ²	serious imprecision ³	none	HR 1.216 (0.968 to 1.529)	VERY LOW
Drugs for COPD for predicting dose escalation (daily average intake of ≥ 1 defined daily dose over a 3-month period) (HR) (new BZD users with a first redemption for diazepam or oxazepam)								
1	Cohort study	serious risk of bias ¹	no serious inconsistency	serious indirectness ²	no serious imprecision	none	HR 1.288 (1.089 to 1.523)	LOW

¹ Methods: Cox proportional hazard regression model adjusted for socio-demographic status and previous drug use; unclear if the analysis adjusted for other covariates in addition to the aforementioned and those entered in the model as prognostic factors; downgrade by 1 increment due to serious risk of bias

² Downgraded by 1 increment due to outcome indirectness

³ Downgraded by 1 increment as the confidence interval crossed the null line

Table 69: Clinical evidence profile: Education

Quality assessment							Effect	Quality
Number of studies	Design	Risk of bias	Inconsistency	Indirectness	Imprecision	Other considerations (including publication bias where possible)	Effect (95% CI)	
High vs low for predicting dose escalation (daily average intake of ≥ 1 defined daily dose over a 3-month period) (HR) (new BZD users with a first redemption for diazepam or oxazepam)								
1	Cohort study	serious risk of bias ¹	no serious inconsistency	serious indirectness ²	no serious imprecision	none	HR 0.647 (0.574 to 0.73)	LOW

¹ Methods: Cox proportional hazard regression model adjusted for socio-demographic status and previous drug use; unclear if the analysis adjusted for other covariates in addition to the aforementioned and those entered in the model as prognostic factors; downgrade by 1 increment due to serious risk of bias

² Downgraded by 1 increment due to outcome indirectness

Table 70: Clinical evidence profile: Income

Quality assessment							Effect	Quality
--------------------	--	--	--	--	--	--	--------	---------

Quality assessment								Effect (95% CI)	Quality
Number of studies	Design	Risk of bias	Inconsistency	Indirectness	Imprecision	Other considerations (including publication bias where possible)			
Average vs low for predicting dose escalation (daily average intake of ≥ 1 defined daily dose over a 3-month period) (HR) (new BZD users with a first redemption for diazepam or oxazepam)									
1	Cohort study	serious risk of bias ¹	no serious inconsistency	serious indirectness ²	No serious imprecision	none	HR 0.719 (0.615 to 0.841)	LOW	
High vs low for predicting dose escalation (daily average intake of ≥ 1 defined daily dose over a 3-month period) (HR) (new BZD users with a first redemption for diazepam or oxazepam)									
1	Cohort study	serious risk of bias ¹	no serious inconsistency	serious indirectness ²	no serious imprecision	none	HR 0.569 (0.453 to 0.714)	LOW	

¹ Methods: Cox proportional hazard regression model adjusted for socio-demographic status and previous drug use; unclear if the analysis adjusted for other covariates in addition to the aforementioned and those entered in the model as prognostic factors; downgrade by 1 increment due to serious risk of bias

² Downgraded by 1 increment due to outcome indirectness

Table 71: Clinical evidence profile: Type of work

Quality assessment								Effect (95% CI)	Quality
Number of studies	Design	Risk of bias	Inconsistency	Indirectness	Imprecision	Other considerations (including publication bias where possible)			
Private sector vs no registration for predicting dose escalation (daily average intake of ≥ 1 defined daily dose over a 3-month period) (HR) (new BZD users with a first redemption for diazepam or oxazepam)									
1	Cohort study	serious risk of bias ¹	no serious inconsistency	serious indirectness ²	No serious imprecision	none	HR 0.622 (0.520 to 0.743)	LOW	
Public sector vs no registration for predicting dose escalation (daily average intake of ≥ 1 defined daily dose over a 3-month period) (HR) (new BZD users with a first redemption for diazepam or oxazepam)									
1	Cohort study	serious risk of bias ¹	no serious inconsistency	serious indirectness ²	no serious imprecision	none	HR 0.613 (0.518 to 0.725)	LOW	

¹ Methods: Cox proportional hazard regression model adjusted for socio-demographic status and previous drug use; unclear if the analysis adjusted for other covariates in addition to the aforementioned and those entered in the model as prognostic factors; downgrade by 1 increment due to serious risk of bias

² Downgraded by 1 increment due to outcome indirectness

Table 72: Clinical evidence profile: Substance use diagnosis

Quality assessment							Effect	Quality
Number of studies	Design	Risk of bias	Inconsistency	Indirectness	Imprecision	Other considerations (including publication bias where possible)	Effect (95% CI)	
Alcohol vs no diagnosis for predicting benzodiazepine dependence (HR) (benzodiazepine users)								
1	Cohort study	Very serious risk of bias ¹	no serious inconsistency	No serious indirectness	No serious imprecision	none	HR 0.77 (0.6 to 0.99)	LOW
Marijuana vs no diagnosis for predicting benzodiazepine dependence (HR) (benzodiazepine users)								
1	Cohort study	Very serious risk of bias ¹	no serious inconsistency	No serious indirectness	No serious imprecision	none	HR 0.28 (0.2 to 0.38)	LOW
Cocaine vs no diagnosis for predicting benzodiazepine dependence (HR) (benzodiazepine users)								
1	Cohort study	Very serious risk of bias ¹	no serious inconsistency	No serious indirectness	Serious imprecision ²	none	HR 1.13 (0.79 to 1.61)	VERY LOW
Opioid vs no diagnosis for predicting benzodiazepine dependence (HR) (benzodiazepine users)								
1	Cohort study	Very serious risk of bias ¹	no serious inconsistency	No serious indirectness	Serious imprecision ²	none	HR 3.9 (1.18 to 12.89)	VERY LOW
Tobacco vs no diagnosis for predicting benzodiazepine dependence (HR) (benzodiazepine users)								
1	Cohort study	Very serious risk of bias ¹	no serious inconsistency	No serious indirectness	No serious imprecision	none	HR 2.08 (1.18 to 3.67)	LOW
Pain medications vs no diagnosis for predicting benzodiazepine dependence (HR) (benzodiazepine users)								
1	Cohort study	Very serious risk of bias ¹	no serious inconsistency	No serious indirectness	No serious imprecision	none	HR 0.71 (0.58 to 0.86)	LOW
2 or more substance use disorders vs no diagnosis for predicting benzodiazepine dependence (HR) (benzodiazepine users)								

1	Cohort study	Very serious risk of bias ¹	no serious inconsistency	No serious indirectness	No serious imprecision	none	HR 2.03 (1.04 to 3.95)	LOW
---	--------------	--	--------------------------	-------------------------	------------------------	------	------------------------	-----

¹ Methods: Cox proportional hazard regression model adjusted for substance use disorder diagnosis (alcohol, marijuana, cocaine, opioid, tobacco, pain medication), mental health disorder diagnosis, age, sex, race; model also included interactions between age and sex; downgraded by 2 increments due to very serious risk of bias

² Downgraded by 1 increment as the confidence interval crossed the null line or was judged to be very wide

Table 73: Clinical evidence profile: Mental health disorder diagnosis

Quality assessment							Effect	Quality
Number of studies	Design	Risk of bias	Inconsistency	Indirectness	Imprecision	Other considerations (including publication bias where possible)	Effect (95% CI)	
Depression vs no diagnosis for predicting benzodiazepine dependence (HR) (benzodiazepine users)								
1	Cohort study	Very serious risk of bias ¹	no serious inconsistency	No serious indirectness	No serious imprecision	none	HR 1.43 (0.99 to 2.08)	LOW
Anxiety vs no diagnosis for predicting benzodiazepine dependence (HR) (benzodiazepine users)								
1	Cohort study	Very serious risk of bias ¹	no serious inconsistency	No serious indirectness	No serious imprecision	none	HR 1.6 (1.02 to 2.51)	LOW
Bipolar vs no diagnosis for predicting benzodiazepine dependence (HR) (benzodiazepine users)								
1	Cohort study	Very serious risk of bias ¹	no serious inconsistency	No serious indirectness	Serious imprecision ²	none	HR 1.02 (0.69 to 1.51)	VERY LOW
PTSD vs no diagnosis for predicting benzodiazepine dependence (HR) (benzodiazepine users)								
1	Cohort study	Very serious risk of bias ¹	no serious inconsistency	No serious indirectness	Serious imprecision ²	none	HR 0.91 (0.65 to 1.27)	VERY LOW
Sleeping disturbance vs, no diagnosis for predicting benzodiazepine dependence (HR) (benzodiazepine users)								

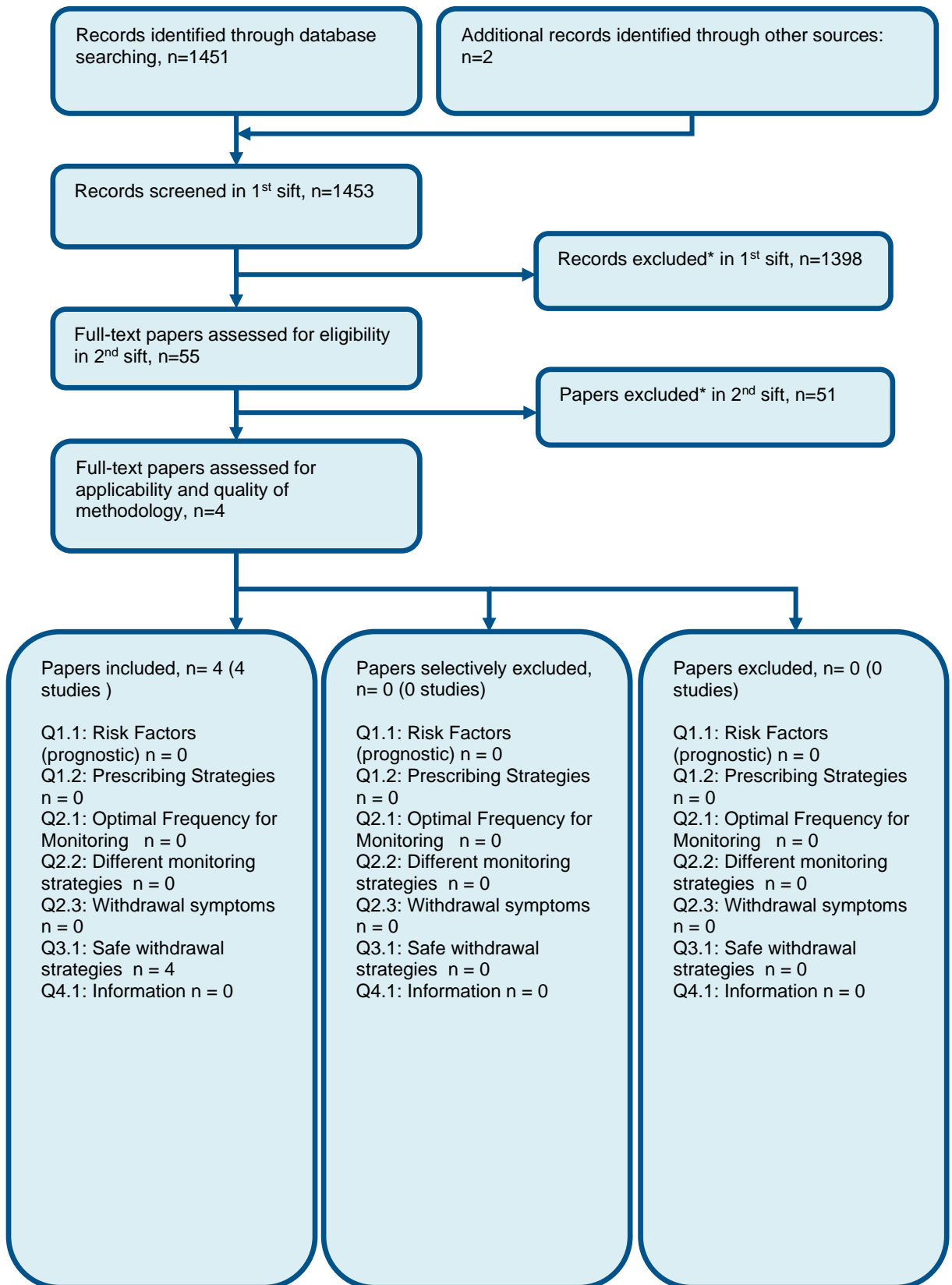
1	Cohort study	Very serious risk of bias ¹	no serious inconsistency	No serious indirectness	No serious imprecision	none	HR 0.69 (0.53 to 0.89)	LOW
---	--------------	--	--------------------------	-------------------------	------------------------	------	------------------------	-----

¹ Methods: Cox proportional hazard regression model adjusted for substance use disorder diagnosis (alcohol, marijuana, cocaine, opioid, tobacco, pain medication), mental health disorder diagnosis, age, sex, race; model also included interactions between age and sex; downgraded by 2 increments due to very serious risk of bias

² Downgraded by 1 increment as the confidence interval crossed the null line

1

Appendix G Economic evidence study selection



* Non-relevant population, intervention, comparison, design or setting; non-English language

2

Appendix H Economic evidence tables

None.

1 **Appendix I Health economic model**

2 This question was not prioritised for health economic modelling.

3

Appendix J Excluded studies

J.1 Clinical studies

Table 73: Studies excluded from the clinical review

Study	Exclusion reason
Adejumo 2021 ¹	Incorrect study design: cross-sectional
Adewumi 2018 ²	Systematic review. No relevant outcomes (severe opioid poisoning or mortality).
Airagnes 2019 ³	No relevant outcomes (outcome reported: long term use).
Al Dabbagh 2014 ⁴	No relevant outcomes (outcome reported: long term use).
Alam 2012 ⁵	No relevant outcomes (outcome reported: long term use).
Almakadma 2013 ⁶	No relevant outcomes (outcome reported: long term use).
Alzeer 2018 ⁷	Systematic review: protocol differs from review protocol
Anciano Granadillo 2018 ⁸	No relevant outcomes (outcome reported: long term use & post-operative complications).
Anderson 2015 ⁹	No relevant outcomes (outcome reported: long term use)
Atluri 2004 ¹⁰	Study design does not meet protocol: case-control study
Azad 2019 ¹¹	No relevant outcomes (outcome reported: long term use).
Banerjee 2019 ¹²	Incorrect population: already prescribed opioids at baseline
Barnas 1993 ¹³	Incorrect population: already prescribed benzodiazepines at baseline
Barry 2018 ¹⁴	Incorrect population: already prescribed opioids at the baseline
Bartels 2018 ¹⁵	No relevant outcomes (outcome reported: long term use).
Beaudoin 2014 ¹⁶	Incorrect population meeting exclusion criteria: emergency department patients discharged with a prescription
Bedard 2017 ¹⁸	No relevant outcomes (outcome reported: prolonged use, increase in opioid use)
Bedard 2017 ¹⁷	No relevant outcomes (outcome reported: prolonged use)
Belgrade 2006 ²⁰	No relevant outcomes (global impression of compliance: good, fair or poor with latter referring to various signs of misuse); incorrect population: people taking opioids at screening.
Ben-Joseph 2016 ²¹	No relevant outcomes: length of treatment, use of extended-release/long-acting opioids.
Berecki-Gisolf 2014 ²²	No relevant outcomes: long-term use
Bertenthal 2018 ²³	No relevant outcomes: long-term & short-term use
Beyer 2019 ²⁴	Population does not meet protocol: only 40% being prescribed medicines associated with dependence at baseline
Bhashyam 2018 ²⁵	Incorrect design: cross-sectional & no relevant outcomes: persistent use, duration of use, total prescribed opioids
Bicket 2019 ²⁶	No relevant outcomes: new persistent opioid use
Birke 2017 ²⁷	No relevant outcomes: long-term use
Birke 2016 ²⁸	Incorrect design: two-gate cross-sectional study; no relevant outcomes: long-term use
Blanch 2015 ²⁹	Systematic review not meeting protocol
Blanch 2018 ³⁰	Incorrect design: cross-sectional; no relevant outcomes: opioid access

Study	Exclusion reason
Blanco 2016 ³¹	Population does not meet protocol: not being prescribed medicines associated with dependence at baseline.
Boscarino 2010 ³⁴	Incorrect study design: cross-sectional
Boscarino 2011 ³⁵	Incorrect study design: cross-sectional
Bonnet 2017 ³²	Systematic review not meeting protocol
Booher ³³	Incorrect study design: integrative review
Brady 2017 ³⁶	Systematic review of studies not meeting protocol
Brat 2018 ³⁷	Population & setting do not meet protocol: people with post-surgery prescription i.e., acute pain setting
Broekmans 2010 ³⁸	Incorrect study design: cross-sectional
Brummett 2017 ³⁹	No relevant outcomes: new persistent opioid use (90-180 days post-surgery)
Bruneau 2021 ⁴⁰	Incorrect population: already prescribed opioids at baseline
Burke 2020 ⁴¹	Incorrect population: people being prescribed opioids with no breakdown of chronic and acute pain. Breakdown is provided for the specialty that prescribed the opioid (17% in surgery and 10% in dental specialty), suggesting >20% had acute pain.
Bushnell 2017 ⁴²	No relevant outcomes: long-term use & simultaneous new use of antidepressants and benzodiazepines
Calcaterra 2018 ⁴³	No relevant outcomes: chronic opioid use
Calcaterra 2016 ⁴⁴	No relevant outcomes: chronic opioid use
Callaghan 2019 ⁴⁵	No relevant outcomes: opioid use, guideline-recommended opioid use, specialist visits; incorrect study design: cross-sectional
Campbell 2015 ⁴⁷	Incorrect study design: article about study with no relevant outcomes
Campbell 2014 ⁴⁶	No relevant outcomes such as pain, quality-of-life and physical health
Campbell 2015 ⁴⁸	Incorrect population: Prospective cohort of people already on opioids
Campbell 2020 ⁴⁹	Incorrect population: already prescribed opioids at the baseline
Capaldi 2019 ⁵⁰	No relevant outcomes: opioid misuse (of prescribed drugs obtained from sources other than doctors) or taking more than prescribed that was different from prescribed opioid use
Carroll 2012 ⁵¹	No relevant outcomes: days to cessation, pain.
Cepeda 2013 ⁵³	Incorrect population: >20% had malignancy
Chalmers 2019 ⁵⁵	Incorrect population: current opioid users; no risk factors, screening tools for opioid misuse
Chaudhary 2019 ⁵⁶	Incorrect study design: case-control; no relevant outcomes: sustained prescription use
Chaudhary 2017 ⁵⁷	No relevant outcomes: discontinuation and sustained use
Chaudhary 2019 ⁵⁸	No relevant outcomes: length of prescription
Cheatle 2019 ⁵⁹	Population already on opioids; design: secondary analysis of cross-sectional study with no relevant outcome
Cheng 2008 ⁶²	Incorrect study design: cross-sectional; no relevant outcomes
Cho 2020 ⁶³	No relevant outcomes: opioid overdose
Chou 2009 ⁶⁵	Systematic review not meeting protocol
Chou 2014 ⁶⁴	Systematic review not meeting protocol
Chou 2015 ⁶⁷	Systematic review not meeting protocol

Study	Exclusion reason
Chou 2020 ⁶⁶	Systematic review not meeting protocol
Cicero 2019 ⁶⁹	Population: on opioids at time of assessment
Ciesielski 2016 ⁷⁰	People were on opioids prior to the baseline timepoint
Clarke 2014 ⁷¹	No relevant outcome: prolonged opioid use
Clift 1972 ⁷²	1/3 received drug not meeting protocol; no multivariate analysis
Cochran 2017 ⁷³	Incorrect study design: cross-sectional
Cochran 2017 ⁷⁴	Incorrect study design: cross-sectional
Connolly 2017 ⁷⁵	No relevant outcomes: long-term opioid use
Coplan 2017 ⁷⁷	Incorrect population: exposed to opioids; no relevant outcomes: study looking at prescription data- examining rate of intentional abuse, suicidal intents associated with exposure to buprenorphine transdermal system/patch
Coutinho 2018 ⁷⁸	CART analysis for opioid abuse outcome, no multivariate analysis and exact ORs for risk factors not reported in the papers
Coyle 2018 ⁷⁹	Narrative review: references checked
Cragg 2019 ⁸⁰	Systematic review & meta-analysis
Cragg 2017 ⁸¹	Systematic review protocol
Driot 2019 ⁸²	Incorrect population: new gabapentinoid users taking at least one of various other drugs at baseline e.g., antidepressants, antipsychotics, opioids and part of the population had a cancer diagnosis or other psychiatric diagnosis e.g., schizophrenia or anxiety disorder
Dufour 2014 ⁸³	Incorrect study design: case-control study
Dunbar 1996 ⁸⁴	Population already on opioids at time of assessment; no multivariate analysis; case-control design
Dy 2019 ⁸⁵	Case-control study; no relevant outcomes: prolonged use
Edlund 2007 ⁸⁶	Incorrect population: Already chronic opioid users
Elzey 2016 ⁸⁷	Systematic review not meeting protocol
Fang 2009 ⁸⁸	No relevant outcomes: long-term opioid use & discontinuation
Fiorio 1990 ⁸⁹	No relevant outcomes: long-term use
Fishbain 2008 ⁹⁰	Review not meeting protocol: reporting on the prevalence of addiction/ aberrant drug related behaviours
Ford 2015 ⁹¹	Population not meeting protocol: adolescents aged 12-17
Foy 2016 ⁹²	Incorrect study design: cross-sectional & no relevant outcomes
Frankenburg 2014 ⁹³	No relevant outcomes: opioid use
Franklin 2009 ⁹⁴	No relevant outcomes: long-term use
Fredheim 2014 ⁹⁵	No relevant outcomes: persistent opioid use
Fresán 2011 ⁹⁶	Study not in English
Fride Tvete 2015 ⁹⁷	Population and design not meeting protocol: looking at prescription data of people already on opioids; no relevant outcomes: excessive use
Fritz 2018 ⁹⁸	No relevant outcomes: long-term use
Furlan 2016 ⁹⁹	Analysis not meeting protocol; no relevant outcomes: long-term use
Garvey 1986 ¹⁰⁰	Incorrect population: approximately 50% on benzodiazepine not on guideline medicine list; incorrect analysis: no multivariate analysis
Glei 2020 ¹⁰¹	Incorrect population: population not being prescribed medicines associated with dependence

Study	Exclusion reason
Groenewald 2019 ¹⁰²	Incorrect study design: Cross-sectional study
Gryczynski 2017 ¹⁰³	No relevant outcomes: sensitivity and specificity of assessment tool for illicit drug use, alcohol use and prescription drug misuse with no multivariate analysis data on specific risk factors
Guerlais 2015 ¹⁰⁴	Incorrect study design: cross-sectional study with no multivariate analysis
Gustafsson 2013 ¹⁰⁵	Incorrect study design: cross-sectional study with no relevant outcomes
Hah 2017 ¹⁰⁶	Incorrect time point: Not following up people from an initial prescription
Halbert 2016 ¹⁰⁷	No relevant outcomes: long-term use
Haller 2017 ¹⁰⁸	Incorrect population: already on opioids at time of assessment; no multivariate analysis
Hauser 2020 ¹⁰⁹	Article not in English
Heo 2021 ¹¹⁰	Incorrect population: prescribed opioids for acute post-operative pain
Himei 2006 ¹¹¹	No multivariate analysis (associations of characteristics with occurrence of discontinuation syndrome upon stopping antidepressants)
Hinther 2019 ¹¹²	Systematic review not meeting protocol
Hooten 2015 ¹¹⁴	No relevant outcomes: chronic use
Huffman 2015 ¹¹⁵	Population already on opioids at time of initial assessment; multivariate analysis for past non-opioid substance abuse but it is likely most were also on opioids at the time
Hur 2021 ¹¹⁶	Incorrect population: opioid use after surgery
Ives 2006 ¹¹⁷	Population already on opioids at study entry
Jamison 2010 ¹¹⁸	Population already on opioids at study entry; no multivariate analysis
Jamison 2016 ²⁸	Population already on opioids; no multivariate analysis; no relevant outcomes
Jamison 2009 ¹¹⁹	Population already on opioids at study entry; no multivariate analysis
Jobert 2021 ¹²⁰	Incorrect population: already prescribed benzodiazepines at the baseline
Kaplan 1988 ¹²¹	Incorrect study design: descriptive observational study with no multivariate analysis
Karhade 2019 ¹²²	Incorrect study design: case-control study; no relevant outcomes: prolonged use
Katz 2013 ¹²³	Not following people up from an initial prescription and participants are not limited to people being prescribed opioids
Klimas 2019 ¹²⁴	Systematic review: protocol does not match review protocol
Knisely 2008 ¹²⁵	Cross-sectional study: administration of questionnaire at a time the population was already on opioids & had or had not developed addiction with questions examining factors during the past year; no multivariate analysis
Lalic 2018 ¹²⁶	Outcome not meeting protocol: persistent opioid use
Lawrence 2017 ¹²⁷	Systematic review: references checked
Layton 2014 ¹²⁸	Analysis does not meet protocol: univariate
Li 2020 ¹²⁹	No relevant outcomes: opioid overdose

Study	Exclusion reason
Lobo 2020 ¹³⁰	Incorrect population: people being prescribed opioids with no breakdown of chronic and acute pain. Breakdown is provided for the specialty that prescribed the opioid (4% in surgery and 20% in dental specialty), suggesting >20% had acute pain.
Lu 2015 ¹³¹	No multivariate analysis
Mackay 1997 ¹³²	No multivariate analysis
Mahowald 2005 ¹³³	Incorrect study design: cross-sectional; no relevant outcomes
Manchikanti 2006 ¹³⁴	Incorrect study design: cross sectional study; no multivariate analysis
Manthey 2012 ¹³⁵	Incorrect time point: recruited people already taking benzodiazepines; incorrect study design: cross-sectional
Maree 2016 ¹³⁶	Systematic review of studies not meeting protocol
Martel 2014 ¹³⁷	Incorrect study design: cross-sectional; no multivariate analysis
Martel 2013 ¹³⁸	Incorrect study design: cross-sectional; no multivariate analysis
Morasco 2008 ¹³⁹	Incorrect study design: cross-sectional
Morasco 2013 ¹⁴⁰	Incorrect study design: cross-sectional
Morgan 2017 ¹⁴¹	No relevant outcomes: chronic use
Nam 2020 ¹⁴²	No relevant outcomes: opioid overdose
Okumura ¹⁴⁴	Incorrect time point: recruited people already taking benzodiazepines
Padomanolakis 2021 ¹⁴⁶	Incorrect population: >20% prescribed an opioid for acute pain (dental pain or surgical pain)
Page 2020 ¹⁴⁵	Systematic review not meeting protocol
Passik ¹⁴⁸	Incorrect timepoint: baseline characteristics correspond to a time participants were already on opioids; no multivariate analysis
Peacock ¹⁴⁹	Incorrect timepoint: population on opioids at time of assessments
Portenoy ¹⁵⁰	Incorrect study design: observational study with no multivariate analysis or relevant outcomes
Raman 2019 ¹⁴⁵	No multivariate analysis
Rickels 1983 ¹⁵³	Incorrect population: non benzodiazepine naïve population
Robbins 1999 ¹⁵⁴	No multivariate analysis: results for relevant outcome only reported narratively
Robison-Papp 2012 ¹⁵⁵	No usable outcomes: study reports results narratively with no HRs or equivalent effect measure of multivariate analysis.
Rodriguez 2021 ¹⁵⁶	Incorrect study design: cross-sectional
Saper 2004 ¹⁵⁷	Correlation analysis with no examination of risk factors associated with relevant outcome
Skurtveit 2011 ¹⁵⁹	No multivariate analysis
Smit 2020 ¹⁶⁰	Population not followed up from initial point of prescription
Sridharan 2021 ¹⁶¹	Incorrect population: opioid use after surgery
Sullivan 2010 ¹⁶²	No multivariate analysis; incorrect population: mixed drug classes (opioids and benzodiazepines) for which clinical evidence has been included
Szmulewicz 2021 ¹⁶³	No relevant outcomes: opioid overdose
Timmerman 2016 ¹⁶⁴	Systematic review of studies not meeting protocol
Tsao 2007 ¹⁶⁵	Non-opioid naïve participants
Tsao 2010 ¹⁶⁶	Non-opioid naïve participants; incorrect analysis: chi-square analysis results reported

Study	Exclusion reason
Turk 2008 ¹⁶⁷	Systematic review of studies not meeting protocol
Tvete 2013 ¹⁶⁸	No relevant data: results based on estimation modelling rather than actual data
Upadhye 2018 ¹⁷¹	Setting does not meet protocol: Emergency department (ED) thus, highly likely to include patients with acute pain. 23.7% ED injury visits having an opioid prescription.
Voyer 2009 ¹⁷³	Incorrect study design: cross-sectional
Voyer 2011 ¹⁷²	Incorrect study design: cross-sectional
Wasan 2012 ¹⁷⁵	Incorrect time population: the patients had been prescribed opioid therapy for pain for > 6 months at study entry (inclusion criteria).
Wasan 2015 ¹⁷⁴	Incorrect population: patients had previously been on short acting opioids and allowed changing between morphine and oxycodone.
Webster 2005 ¹⁷⁶	Risk prediction tool for aberrant behaviours. No relevant outcomes for individual risk factors.
White 2009 ¹⁷⁷	Mixed population (currently on opiates and people starting opiates). No separate results.
Yoshizawa 2015 ¹⁷⁸	Incorrect outcomes
Ytterberg 1998 ¹⁷⁹	Incorrect population: patients were taking opioids prior to start of study.
Zhou 2021 ¹⁸¹	No relevant outcomes: outcomes of opioid-use disorder and substance-use disorders appear to be related to heroin and other drugs and not dependence on the prescribed medicine

1

2 J.2 Health Economic studies

3 Published health economic studies that met the inclusion criteria (relevant population,
4 comparators, economic study design, published 2005 or later and not from non-OECD
5 country or USA) but that were excluded following appraisal of applicability and
6 methodological quality are listed below. See the health economic protocol for more details.

7 None.

8

9

Appendix K Research recommendations

K.1 Do individual circumstances such as social distress, low-income status, access to alternative sources of support, alter the risk of dependence on prescribed medicines?

Why this is important

Medicines are often prescribed for conditions such as mental health disorders or chronic pain. These conditions and others are more common among those who have experienced established risk factors for health inequalities, such as social distress and economic deprivation. Access to sources of support may be both a risk factor for, and a consequence of, having these conditions. When offering medicines associated with dependence and withdrawal, prescribers should know whether these individual circumstances can also exacerbate these complications.

Rationale for research recommendation

Importance to 'patients' or the population	Dependence on prescribed medicines is a public health problem of policy interest, and may be increased among certain groups based on individual risk factors, which may also predispose people to the conditions for which these medicines are prescribed. Identification of factors that alter the risk of developing dependence, would help prescribers to tailor management plans to more appropriately support people who might be at a higher risk of developing problems associated with dependence. This would consequently improve patient outcomes when being prescribed these medicines, by reducing likelihood of problems associated with dependence.
Relevance to NICE guidance	This guideline explores individual risk assessment prior to prescribing, but there was a lack of evidence about whether individual circumstances increase risk of dependence on key groups of prescribed medicines. Further evidence in this area would therefore help inform future updates of this guideline.
Relevance to the NHS	Identification of people at increased risk of dependence on prescribed medicines can modify prescribing behaviour, support shared decision making, and may help resource allocation in providing people at higher risk with alternative or additional means of support.
National priorities	High This is relevant to Public Health England's Prescribed medicines review, which recommends further research is required in this area: https://www.gov.uk/government/publications/prescribed-medicines-review-report Reducing health inequalities is also an area of policy interest.
Current evidence base	There is poor quality evidence from retrospective studies, linking some individual factors to risk of benzodiazepine and opioid dependence, but the

	evidence is insufficiently strong or detailed to make decisions about public health or clinical approaches.
Equality considerations	This research would likely identify groups who already experience substantial health inequalities compared to the population as a whole. The findings could support measures to tackle these inequalities.

1 Modified PICO table

Population	Adults (aged 18 years or older) with conditions for which medicines associated with dependence and withdrawal are prescribed (opioids, benzodiazepines, Z-drugs, gabapentinoids or antidepressants), at the point of initial prescribing or without dependence at baseline.
Intervention / Risk factor	<ul style="list-style-type: none"> • Indicators of social distress • Low-income status • Indicators of support networks (peer support / family support etc)
Comparator	N/A
Outcome	Dependence on the prescribed medicine
Study design	A longitudinal prospective cohort with multivariate analysis adjusting for key confounders would be required.
Timeframe	Long term follow up would be required to demonstrate an association between the risk factors and any future dependence.
Additional information	None

2

3 K.2 Do system level factors, such as prescriber training *alter* 4 the risk of dependence on prescribed medicines?

5 Why this is important

6 Healthcare professionals may prescribe medicines associated with dependence or
7 withdrawal symptoms due to pressure to prescribe, distress, expectations to be prescribed a
8 medicine for their condition, or lack of non-pharmacological alternatives, despite it not being
9 in the best interests of the person concerned. Although system-level factors, such as
10 availability of prescriber training may result in reducing the risk of developing dependence on
11 prescribed medicines, there is currently no evidence available to support this.

12 Rationale for research recommendation

Importance to 'patients' or the population	Dependence on prescribed medicines can lead to significant morbidity and reduced quality of life and it is a cause of public and political concern. Identification of system-level factors that alter the risk of developing dependence, for example prescriber training, could have a significant and sustained impact on a large number of people.
Relevance to NICE guidance	System level factors were considered in this guideline and there was no evidence in this area,

	therefore further research would help inform future updates and may enable recommendations to be made on this topic.
Relevance to the NHS	Reducing the risk of developing dependence on prescribed medicines by altering system level factors could not only result in reduced morbidity and improved quality of life for large numbers of people but could also result in reduced costs to the NHS related to morbidity and ongoing prescribing and provide opportunities for strategic changes to service delivery.
National priorities	High This is relevant to Public Health England's Prescribed medicines review, which recommends further research is required in this area: https://www.gov.uk/government/publications/prescribed-medicines-review-report
Current evidence base	The evidence review did not identify any available evidence for system-level factors that alter the risk of dependence on prescribed medicines.
Equality considerations	None known

1

2

Modified PICO table

Population	Adults (aged 18 years or older) with conditions for which medicines associated with dependence and withdrawal are prescribed (opioids, benzodiazepines, Z-drugs, gabapentinoids or antidepressants) at the point of initial prescribing or without dependence at baseline.
Risk factor	System level factors, for example, level of training of prescribers in prescribing communication, competency of prescriber, supervision of prescribers.
Comparator	N/A
Outcome	Dependence on the prescribed medicine
Study design	A longitudinal prospective cohort with multivariate analysis adjusting for key confounders would be required.
Timeframe	Long term follow up would be required to demonstrate an association between the risk factors and any future dependence.
Additional information	None

3

4

Appendix L List of medicines to be included

1

2

This list refers to codes from BNF version 68.

Drug class (for this analysis)	BNF chapter	Drugs included
Opioids	4.7.2	Buprenorphine
		Codeine*
		Dextromoramide
		Diamorphine
		Dihydrocodeine**
		Dipipanone (including with cyclizine)
		Fentanyl
		Hydromorphone
		Meptazinol
		Methadone
		Morphine (including with cyclizine)
		Oxycodone (including with naloxone)
		Papaveretum
		Pentazocine
		Pentazocine
		Pethidine
		Tapentadol
		Tramadol (including with paracetamol)
	4.7.1	Codeine with paracetamol = co-codamol*
		Dihydrocodeine with paracetamol = co-dydramol**
Z-drugs	4.1.1	Zaleplon [§]
		Zopiclone
		Zolpidem
Benzodiazepines [£]	4.1.1 (insomnia)	Flurazepam
		Loprazolam
		Lormetazepam
		Nitrazepam

Drug class (for this analysis)	BNF chapter	Drugs included
		Temazepam
	4.1.2 (anxiety)	Diazepam
		Chlordiazepoxide
		Lorazepam
		Oxazepam
		Clonazepam
Gabapentinoids	4.7.3	Gabapentin
	4.8.1	Pregabalin
Antidepressants	4.3.1 (Tricyclics)	Amitriptyline (including with perphenazine)
		Amoxapine
		Clomipramine
		Dosulepin
		Doxepin
		Imipramine
		Lofepramine
		Maprotiline
		Mianserin
		Nortriptyline
		Protriptyline
		Trazodone
		Trimipramine
	4.3.2 (MAOIs)	Isocarboxazid
		Moclobemide
		Phenelzine
		Tranylcypromine
	4.3.3 (SSRIs)	Citalopram
		Escitalopram
		Fluoxetine
Fluvoxamine		

Drug class (for this analysis)	BNF chapter	Drugs included
		Paroxetine
		Sertraline
	4.3.4 (Other antidepressants)	Agomelatine
		Duloxetine
		Flupentixol
		Mirtazapine
		Nefazodone
		Oxatriptan
		Reboxetine
		Tryptophan
		Venlafaxine
		Vortioxetine

1 List of medicines taken from the 2019 Public Health England review of prescribed medicines,
2 and adapted where necessary.¹⁵¹

3 * Although they are captured within different BNF chapters, codeine and co-codamol will be
4 regarded as a single drug when considering co-prescribing within the opioid class.

5 ** Although they are captured within different BNF chapters, dihydrocodeine and co-
6 dydramol will be regarded as a single drug when considering co-prescribing within the opioid
7 class.

8 § Zaleplon was initially included for consistency with the Public Health England (PHE) report
9 on prescribed drug dependence and withdrawal. Subsequent to starting guideline
10 development, Zaleplon was discovered to no longer have a marketing authorisation in the
11 UK. Therefore, it was excluded from evidence reviews.

12 £ Alprazolam and clobazam are listed within the BNF, however they are not prescribable in
13 NHS primary care. Therefore, they were not included in this guideline. This is consistent with
14 the Public Health England (PHE) report on prescribed drug dependence and withdrawal.

15

16

17

18

19

20

21