

Medicines associated with dependence or withdrawal symptoms: safe prescribing and withdrawal management for adults

[D] Evidence review: Withdrawal symptoms

NICE guideline NG215

Evidence reviews underpinning recommendations 1.5.3, 1.5.9, 1.5.13, 1.5.14, 1.5.17, 1.5.18, 1.5.19, 1.5.20 in the NICE guideline

April 2022

Final

*These evidence reviews were developed
by the National Guideline Centre*

Disclaimer

The recommendations in this guideline represent the view of NICE, arrived at after careful consideration of the evidence available. When exercising their judgement, professionals are expected to take this guideline fully into account, alongside the individual needs, preferences and values of their patients or service users. The recommendations in this guideline are not mandatory and the guideline does not override the responsibility of healthcare professionals to make decisions appropriate to the circumstances of the individual patient, in consultation with the patient and/or their carer or guardian.

Local commissioners and/or providers have a responsibility to enable the guideline to be applied when individual health professionals and their patients or service users wish to use it. They should do so in the context of local and national priorities for funding and developing services, and in light of their duties to have due regard to the need to eliminate unlawful discrimination, to advance equality of opportunity and to reduce health inequalities. Nothing in this guideline should be interpreted in a way that would be inconsistent with compliance with those duties.

NICE guidelines cover health and care in England. Decisions on how they apply in other UK countries are made by ministers in the [Welsh Government](#), [Scottish Government](#), and [Northern Ireland Executive](#). All NICE guidance is subject to regular review and may be updated or withdrawn.

Copyright

© NICE 2022. All rights reserved. Subject to [Notice of rights](#).

ISBN: 978-1-4731-4508-5

1	Withdrawal Symptoms	5
1.1	Review question	5
1.1.1	Introduction	5
1.1.2	Summary of the protocol	5
1.1.3	Methods and process	6
1.1.4	Quantitative evidence.....	6
1.1.5	Summary of studies included in the effectiveness evidence	8
1.1.6	Summary of the effectiveness evidence	25
1.1.7	Economic evidence	43
1.1.8	Summary of included economic evidence	43
1.1.9	Economic model	43
1.1.10	Evidence statements.....	43
1.2	Qualitative	43
1.2.1	Qualitative evidence.....	43
1.2.2	Summary of studies included in the qualitative evidence.....	45
1.2.3	Summary of the qualitative evidence.....	55
1.2.4	Economic evidence.....	70
1.3	The committee's discussion and interpretation of the evidence	70
1.3.1	The outcomes that matter most.....	70
1.3.2	The quality of the evidence	71
1.3.3	Benefits and harms	72
1.3.4	Cost effectiveness and resource use	78
1.4	Recommendations supported by this evidence review	78
	References.....	80
	Appendices.....	132
Appendix A	Review protocols	132
Appendix B	Literature search strategies	143
Appendix C	Study selection	167
Appendix D	Quantitative evidence: Forest plots.....	170
Appendix E	Effectiveness evidence	195
Appendix F	GRADE tables	310
Appendix G	Economic evidence tables	362
Appendix H	Health economic model	362
Appendix I	Excluded studies.....	363
Appendix J	Research recommendation.....	387
Appendix K	List of medicines to be included.....	388

1 Withdrawal Symptoms

1.1 Review question

What are the withdrawal symptoms associated with prescribed medicines?

1.1.1 Introduction

Some prescribed medicines may cause withdrawal symptoms when stopped abruptly. These symptoms can be distressing for the person withdrawing and may mimic symptoms of the underlying condition for which the medicine was originally prescribed. Patterns of withdrawal symptoms have been clearly identified for some drug classes, but for others, there is less evidence available.

This review seeks to identify and highlight the common withdrawal symptoms associated with opioids, benzodiazepines, Z-drugs, gabapentinoids, and antidepressants, in order to better inform both prescriber and patient, to encourage shared decision-making, and to facilitate effective monitoring and safe tapering of medicines that are no longer beneficial.

1.1.2 Summary of the protocol

For full details see the review protocol in Appendix A.

Table 1: PICO characteristics of review question: mixed methods review

Population	<p>Inclusion: adults (≥ 18 years) taking prescribed medicines that are associated with dependence or withdrawal symptoms (opioids, benzodiazepines, Z-drugs, gabapentinoids, or antidepressants; including prescription medicines which can also be bought over the counter)</p> <p>Stratification</p> <p>Drug class</p> <ul style="list-style-type: none"> • Opioids • Benzodiazepines, • Z-drugs • Gabapentinoids (further stratified by gabapentin and pregabalin) • Antidepressants (further stratified by SSRIs, MAOIs, tricyclics, others).
Intervention / Phenomena of interest	<p>Intervention data: Withdrawal from/stopping use of one of the prescribed medicines</p> <p>Qualitative data: Perceptions and experiences of patients of the withdrawal symptoms experienced from stopping one of these prescribed medicines</p>
Comparisons	<p>Intervention data:</p> <ul style="list-style-type: none"> • Withdrawal from one of the prescribed medicines vs no withdrawal, OR • Withdrawal from one of the prescribed medicines vs withdrawal from placebo <p>Qualitative data: n/a</p>
Outcomes	<p>Intervention data:</p> <ul style="list-style-type: none"> • Specific withdrawal symptoms including rebound symptoms (dichotomous outcome)

	<ul style="list-style-type: none">• Any withdrawal symptom, i.e., all symptoms lumped together (dichotomous outcome)• Intensity of withdrawal symptoms (validated scales only, continuous outcome)• Duration of withdrawal syndrome (continuous outcome) <p>Qualitative data: Themes emerging from qualitative data (themes will be derived from the evidence identified for this review and not pre-specified)</p>
Study design	<p>Intervention studies: Randomised controlled trials Systematic reviews of randomised controlled trials.</p> <p>Qualitative studies: Qualitative studies (e.g., transcript data collected from focus groups/semi-structured interviews)</p>

1.1.3 Methods and process

This evidence review was developed using the methods and process described in [Developing NICE guidelines: the manual](#). Methods specific to this review question are described in the review protocol in appendix A and the methods document.

Declarations of interest were recorded according to [NICE's conflicts of interest policy](#).

1.1.4 Quantitative evidence

1.1.4.1 Included studies

Two comparisons were reported separately, as per the protocol for this review: withdrawal from one of the prescribed medicines vs withdrawal from placebo; and withdrawal from one of the prescribed medicines vs no withdrawal (i.e., continuation on the prescribed medicine).

For opioids, 3 RCTs comparing withdrawal from opioids versus withdrawal from placebo were included^{10, 372, 775}. These included withdrawal from tapentadol, oxycodone, transdermal fentanyl and buprenorphine. No evidence was identified for withdrawal from opioids versus continuation.

For benzodiazepines, 4 RCTs comparing withdrawal from benzodiazepines versus withdrawal from placebo were included^{200, 320, 472, 506}. Three RCTs were identified comparing withdrawal from benzodiazepines with continuation^{133, 149, 266}. The studies included a mixture of short and long-acting benzodiazepines: diazepam, lorazepam, clonazepam and in one study¹⁴⁹ the benzodiazepines were not identified but were used as 'sleeping tablets'.

For gabapentinoids, 3 RCTs comparing withdrawal from gabapentinoids versus withdrawal from placebo were included^{200, 320, 506}. All evidence found related to pregabalin only. No evidence was identified for withdrawal from gabapentinoids versus continuation.

For Z-drugs, one RCT comparing withdrawal from zopiclone versus withdrawal from placebo was included²⁵⁴. No evidence was identified for withdrawal from Z-drugs versus continuation.

For antidepressants, 10 studies were identified; 7 compared to withdrawal from placebo^{197, 296, 527, 561, 562, 584, 612} and 3 compared to continuing on the medicine^{334, 442, 443}.

Studies are summarised in Table 2 to Table 6 below. Evidence from these studies is summarised in the clinical evidence summaries below (Table 7 to Table 14).

In Khan 2014 and Rickels 2010, the antidepressant used was desvenlafaxine. This is not licenced for use in the UK and was not on the guideline medicine list for included medicines (see Appendix K). However, in the context of evidence for withdrawal symptoms it was considered that desvenlafaxine was sufficiently similar to venlafaxine as it is the active metabolite of venlafaxine; and therefore, these studies were included in the evidence.

See also the study selection flow chart in Appendix C section C.1, study evidence tables in Appendix E section E.1, forest plots in Appendix D and GRADE tables in Appendix F.

1.1.4.2 Excluded studies

A number of papers were identified in the literature assessing the effectiveness of continuation (versus discontinuation) of antidepressants for the prevention of relapse of the original condition. These 'continuation studies' usually consist of an open-label period, where all the population are treated with antidepressants. Responders (people who are considered to have successful treatment of their condition and be in remission) are then randomised to continue the antidepressant or to discontinue (either abruptly or with a taper) to placebo. The primary outcome is relapse or recurrence of the condition. Many of these studies were excluded from the current review as they did not report withdrawal or rebound symptoms. It has been suggested that some of the reported cases of relapse in the placebo arms of such trials may in fact, be due to withdrawal symptoms or rebound symptoms²⁷⁰. Withdrawal symptoms can overlap with the symptoms of depression or anxiety, making it difficult to distinguish withdrawal or rebound from relapse. Therefore, if the study authors only report relapse, or do not differentiate between relapse and withdrawal/rebound, then they have not been included in the current review. Occasionally these studies report adverse events or side effects occurring in the continuation versus discontinuation arms. Some of these symptoms may be considered to have overlap with withdrawal symptoms, such as dizziness or headache. However, these may also be investigated in order to assess the side effects and safety of the antidepressant in the continuation arm, and not with the aim of identifying withdrawal symptoms in the discontinuation arm. Where these are not investigated as withdrawal symptoms or classified as withdrawal symptoms by the paper, they have not been extracted for the current review.

A number of efficacy studies were identified where one or more groups had active medication and one group had a placebo. After the treatment phase, the papers describe the taper for the active drug (either taper to no tablets or taper as a substitution to placebo), but the placebo group is continued during the withdrawal phase. Withdrawal outcomes are reported in some of these studies, but even if this is assessed in both groups, the placebo group have not been withdrawn from study medication. These studies were excluded (as described in the excluded studies table) as the comparison does not match the review protocol.

One Cochrane review⁷⁰⁶ was identified as potentially relevant but not subsequently included, as the focus of the review was the effect of withdrawal versus continuation of antidepressants on relapse outcomes rather than withdrawal symptoms. As discussed above, this does not match the current review protocol. The references of all studies included in the review were checked for relevance to the current protocol. They identified one study reporting withdrawal symptoms, which has been included in the current review.

See the excluded studies list in Appendix I.

1.1.5 Summary of studies included in the effectiveness evidence

Table 2: Summary of studies included in the evidence review - Opioids

Study	Intervention and comparison	Population	Outcomes	Comments
Afilalo, 2010 ¹⁰	<p>Withdrawal from opioids (Tapentadol 100-250mg twice daily or Oxycodone 20-50mg)</p> <p>Vs</p> <p>Withdrawal from placebo</p> <p>12-week treatment and follow-up 14 days after last intake of study medication.</p>	<p>Osteoarthritis of the knee requiring analgesics for at least 3 months prior to screening N=1030* (n discontinuing =309)</p> <p>Age, years, mean (SD): tapentadol: 58.4 (10.09), oxycodone: 58.2 (10.29), placebo: 58.2 (9.15)</p> <p>Gender: Male %: tapentadol: 37.2%, oxycodone: 40.9%, placebo: 40.7%</p> <p>Multicentre: USA, Canada, New Zealand and Australia.</p>	<p>Mild opioid withdrawal as assessed on clinical opiate withdrawal scale - COWS (protocol outcome: intensity of withdrawal symptoms; at follow-up 2 - <5 days after last dose)</p> <p>Moderate opioid withdrawal as assessed on COWS (protocol outcome: intensity of withdrawal symptoms; at follow-up 2 - <5 days after last dose)</p>	<p>Taper details: not described but assumed from study to be abrupt.</p> <p>For the placebo arm, unclear if the placebo was withdrawn or not during the taper phase.</p> <p>The treatment phase included washout, 3 weeks titration, 12 weeks maintenance, and 14 days follow up. The 14 days follow up were not double-blind.</p> <p>*N is total randomised, however COWS only reported in those who discontinue prematurely or do not enter the open-label extension of the study.</p> <p>Subjective opiate withdrawal scale also reported by the study, but only reported as 'no statistically significant differences between groups.</p>

Study	Intervention and comparison	Population	Outcomes	Comments
Langford, 2006 ³⁷²	<p>Withdrawal from opioids (Transdermal fentanyl 25-100ug fentanyl/hour)</p> <p>Vs</p> <p>Withdrawal from placebo</p> <p>Intervention + follow up: 6-week treatment phase + gradual withdrawal (final assessment 3 days after last patch removed)</p>	<p>Hip or knee OA and requiring joint replacement surgery</p> <p>N=416 (n entering taper not reported)</p> <p>Age, years, mean (range): transdermal fentanyl: 66 (40-86); placebo: 66 (40-90).</p> <p>Gender (M:F): 134/265</p> <p>Conducted in Canada, Czech Republic, Hungary, Poland, Slovakia</p>	<p>Moderate or severe aches and pains (on the short opiate withdrawal scale); protocol outcome: specific withdrawal symptom; at follow-up 3days after last patch removed)</p> <p>Mild or moderate problems sleeping (on short opiate withdrawal scale; protocol outcome: specific withdrawal symptom; at follow-up 3days after last patch removed)</p> <p>Severe insomnia (on short opiate withdrawal scale; protocol outcome: specific withdrawal symptom; at follow-up 3-days after last patch removed)</p> <p>Short opiate withdrawal scale score (protocol outcome: intensity of withdrawal symptoms; at follow-up 3 days after last patch removed).</p>	<p>Taper details: gradual withdrawal at the rate of 1 patch every 3 days.</p> <p>For the short opiate withdrawal scale, the number of participants included in the analysis was assumed to be ITT numbers. The statistics section of methods states ITT with LOCF, and although there were high dropouts during the treatment phase, it is possible the short opiate withdrawal scale was still assessed for a taper for dropouts.</p> <p>The treatment phase included a 1-week run-in on usual treatment, followed by fentanyl 25ug/hour replaced every 72 hours for 6 weeks. Dose could be increased if required up to a maximum of 4 patches.</p> <p>Concurrent medication/care: Participants continued to receive stable doses of anti-inflammatory agents (steroids or NSAIDs, including COX-2 inhibitors) that were prescribed before the study, but all weak opioids were stopped.</p>
Yovell, 2016 ⁷⁷⁵	<p>Withdrawal from opioids (beginning with Buprenorphine 0.1 or 0.2 mg/day, maximal daily dose 0.8 mg.)</p> <p>Vs</p>	<p>Clinically significant suicidal ideation.</p> <p>N= 88</p> <p>Age, years, mean (SD): 37.3 (13.9).</p>	<p>Any withdrawal symptom (at 5 weeks = follow-up: 1 week-post last dose)</p>	<p>Taper details: abrupt discontinuation</p> <p>More than 70% were on antidepressants, and almost all took some psychotropic medication other than the study drug. Buprenorphine was provided as an adjunct to usual treatment to test the hypothesis that it could help alleviate suicidal ideation.</p>

Study	Intervention and comparison	Population	Outcomes	Comments
	Withdrawal from placebo	Gender (M:F): 25/63 Israel		The treatment phase was 4 weeks duration. N 67 had at least 1 dose of the study drug.

Table 3: Summary of studies included in the evidence review - Benzodiazepines

Study	Intervention and comparison	Population	Outcomes	Comments
Connor, 1998 ¹³³	Discontinuation of clonazepam (1.0, 1.5, 2.0 or 2.5mg/day) Vs Continuation of clonazepam	Fulfilled DSM-III-R criteria for a principal diagnosis of social phobia, between the ages of 18 and 55. N= 56 Age, years, mean (SD): continuation group: 40.6 (8.2), discontinuation group: 39.5 (7.0). Gender (M:F): continuation group: 11/6, discontinuation group: 12/7 Unknown country	Withdrawal intensity: Benzodiazepine Withdrawal Checklist (BWC total score) (protocol outcome: intensity of withdrawal symptoms (continuous)) Timepoint of outcome: after completion of taper	BWC is an unvalidated scale Taper details: A fixed-dose taper of 0.25mg every 2 weeks was established. 6 weeks of tapered dose was required for the group receiving 1.0mg/day to reach 0.0mg, 10 weeks for the 1.5mg group, 14 weeks for the 2.0mg group and 18 weeks for the 2.5mg group. Treatment phase was 6 months.
Curran, 2003 ¹⁴⁹	Withdrawal from benzodiazepines Vs	Age ≥65 years, taking benzodiazepines on a repeated, daily basis for at least 6 months; wishing to discontinue N=138	Intensity of withdrawal (protocol outcome: intensity of withdrawal symptoms at 3-4 weeks after discontinuation)	Taper details: Participants had their dose of benzodiazepine gradually tapered over the first 8 or 9 weeks and then remained on placebo through to week 24. A dose titration regime was devised to minimise the risk of withdrawal symptoms, and this was done according to each patient's original

Study	Intervention and comparison	Population	Outcomes	Comments
	<p>Continuation with benzodiazepine treatment</p> <p>Patients continued taking their normal benzodiazepine for the next 3 months. 24 weeks in total, 12-week outcome used.</p>	<p>Age, years, mean (range): 77 (65-93).</p> <p>Gender: 71%F, 29%M</p> <p>United Kingdom</p>		<p>dose and particular benzodiazepine. For example, 10 mg of temazepam was reduced by 2.5 mg every 2 weeks according to the following schedule: week 1 (10 mg); weeks 2 and 3 (7.5 mg); weeks 4 and 5 (5 mg); weeks 6 and 7 (2.5 mg); week 8 onwards (0 mg i.e., placebo only).</p> <p>Mean (SD) years of benzodiazepine use 13.96 (7.99)</p>
Feltner, 2003 ²⁰⁰	<p>Withdrawal from benzodiazepines (lorazepam 6mg/day)</p> <p>Vs</p> <p>Withdrawal from placebo</p> <p>Intervention time: 4 weeks, plus 1 week taper</p>	<p>Generalised anxiety disorder</p> <p>N=271 total, 135 included in the lorazepam and placebo arms N entering taper = 116</p> <p>Age, years, mean (SD): Lorazepam group: 39.2 (11.7). Placebo group: 37.8 (10.8).</p> <p>Gender: Lorazepam group: 28M/40F, Placebo group: 33M/34F</p> <p>Unknown multicentre</p>	<p>Physician's Withdrawal Checklist (PWC) score (protocol outcome: intensity of withdrawal symptoms; at post-intervention (immediately after 1 week taper))</p>	<p>Taper details: 1 week</p> <p>For the placebo arm, unclear if placebo was withdrawn or not during the taper phase.</p> <p>Treatment phase was 4 weeks.</p>
Hayward, 1996 ²⁶⁶	<p>Withdrawal from benzodiazepines (regular use over the past year)</p> <p>Vs</p>	<p>Diagnosis of agoraphobia meeting both DSM III-R and ICD 9 criteria</p> <p>N=40</p> <p>Age, years, mean (SD): 43.6 (13.4).</p>	<p>Intensity of withdrawal (protocol outcome: intensity of withdrawal symptoms at 3-4 weeks after discontinuation)</p>	<p>Taper details: abrupt discontinuation with placebo</p> <p>Part of a longer 15-week study comparing diazepam and exposure treatment.</p> <p>Original study randomised benzodiazepine users and non-users to diazepam or</p>

Study	Intervention and comparison	Population	Outcomes	Comments
	<p>Continuation of benzodiazepines (5-15mg diazepam per day)</p> <p>4 weeks</p>	<p>Gender: 80%F</p> <p>Unknown country</p>		<p>placebo. Study results presented by users/non-users. Only benzodiazepine user groups are reported in this review. Randomised numbers available for study assessment 1, only overall number of benzodiazepine users available at baseline.</p> <p>Mean (SD) years of benzodiazepine use 10.5 (6.1)</p> <p>Withdrawal Symptom Questionnaire: unclear scale.</p>
Kasper, 2014 ³²⁰	<p>Withdrawal from benzodiazepines (lorazepam 3-4mg/day)</p> <p>Vs</p> <p>Withdrawal from placebo</p> <p>Study duration was 2 periods of 12 weeks treatments followed by 1 week taper and 1 week follow-up.</p>	<p>Generalised anxiety disorder</p> <p>N= 203 included for this comparison (615 total) N entering taper = 125</p> <p>Age, years, mean (SD): lorazepam: 42.6 (11.2).</p> <p>Gender: Male, N (%): Lorazepam group: 81 (39.9)</p> <p>Conducted in Multiple countries (60 centres in 16 countries)</p>	<p>Any discontinuation emergent sign and symptom* (protocol outcome: any withdrawal symptom; at 25-26 weeks (1 week during taper and 1 week-post last dose))</p> <p>Anxiety as a discontinuation emergent sign and symptom* (protocol outcome: specific withdrawal symptom; at 25-26 weeks (1 week during taper and 1 week-post last dose))</p> <p>Headache as a discontinuation emergent sign and symptom* (protocol outcome: specific withdrawal symptom; at 25-26 weeks (1 week during taper and 1 week-post last dose))</p>	<p>Taper details: (double-blind): 1 week. Generally consistent with product labelling and was intended to minimize the risk that patients could potentially experience severe drug discontinuation symptoms. Any patients experiencing severe discontinuation symptoms during the taper periods and up to 7 days afterwards could be provided with a more gradual rescue taper extending the taper to 4 weeks while maintaining the blind. This same taper schedule and rescue taper protocol was used for all patients, regardless of the when treatment was discontinued.</p> <p>The placebo group had already received 12 weeks of lorazepam before switching to placebo (whilst blinded to treatment).</p>

Study	Intervention and comparison	Population	Outcomes	Comments
			Insomnia as a discontinuation emergent sign and symptom* (protocol outcome: specific withdrawal symptom; at 25-26 weeks (1 week during taper and 1 week-post last dose))	Treatment phase was 24 weeks, in 2 12-week stages, so that discontinuation effects after both 12 week and 24-week exposure to lorazepam could be evaluated. *Defined as a spontaneously reported adverse event (newly developed or worsening of existing adverse event) occurring during the discontinuation weeks.
Noyes, 1991 ⁴⁷²	Withdrawal from benzodiazepine (diazepam 5mg per day) Vs Withdrawal from placebo 8 months, plus 5 weeks discontinuation	Adults with panic disorder who had taken part in an 8-month treatment study and responded to treatment. N= 25 N completing discontinuation phase = 12 Age, years, mean (SD): 39.1 (9.8) including alprazolam group which is not included in current analysis. Gender: NR Unknown country	Rebound- increase in anxiety of ≥50% as measured with Hamilton anxiety scale compared with baseline (protocol outcome, specific withdrawal symptom during the discontinuation period) Rebound- increase in panic attacks of ≥100% compared with baseline (protocol outcome: specific withdrawal symptom during the discontinuation period) Rebound- Global Improvement Score ≤3 (indicating symptoms worse than at baseline) (protocol outcome: specific withdrawal symptom during the discontinuation period) Rebound- increase in anxiety of ≥10% as measured with	Taper: At the end of the treatment study participants were asked to reduce the dose of study medication by one capsule every 3 days until the dose reached 2 capsules/ day. At that point, the dose of study drug was reduced at the same rate (1 capsule every 3 days). The start of the taper was adjusted so that the last dose of study medication would coincide with a regularly scheduled visit. Treatment phase was 8 weeks, followed by a 6-month double-blind extension for responders who elected to continue. Discontinuation phase was after 8 months of treatment. Selection bias: randomised numbers for original treatment phase not reported. Baseline values are for discontinuation phase only. Attrition bias: high dropout rate overall, including during discontinuation period.

Study	Intervention and comparison	Population	Outcomes	Comments
			<p>Hamilton anxiety scale compared with baseline (protocol outcome: specific withdrawal symptom during the discontinuation period)</p> <p>Development of new symptoms (protocol outcome: any withdrawal symptom during discontinuation period)</p> <p>Increase in withdrawal symptoms of $\geq 100\%$ (protocol outcome: intensity of withdrawal symptoms during the discontinuation period)</p>	<p>Study had an extra arm of people taking alprazolam (not reported)</p>
<p>Pande, 2003⁵⁰⁶</p>	<p>Withdrawal from benzodiazepines (lorazepam 6mg OD)</p> <p>Vs</p> <p>Withdrawal from placebo</p> <p>Intervention time: 4 weeks, plus 1 week taper</p>	<p>Generalised anxiety disorder</p> <p>N= 137 included for this comparison (276 total) N entering taper = 98</p> <p>Age, years, mean (SD): 35.8 (11.1).</p> <p>Gender: NR</p> <p>USA</p>	<p>Physician's Withdrawal Checklist (PWC) score (protocol outcome: intensity of withdrawal symptoms; at post-intervention (immediately after 1 week taper))</p>	<p>Taper details: 1 week</p> <p>For the placebo arm, unclear if placebo was withdrawn or not during the taper phase.</p> <p>Treatment phase included 1 week placebo lead-in and 4 weeks treatment.</p>

Table 4: Summary of studies included in the evidence review - Gabapentinoids

Study	Intervention and comparison	Population	Outcomes	Comments
Kasper, 2014 ³²⁰	<p>Withdrawal from gabapentinoids (Withdrawal from low (150-300mg/day) and withdrawal from high (450-600mg/day) dose pregabalin)</p> <p>Vs</p> <p>Withdrawal from placebo</p> <p>Flexible dose (week 1-6), Fixed dose (weeks 7-12), Double-blind, 12 weeks, 1 week taper, 1 week follow-up</p>	<p>Generalised anxiety disorder</p> <p>N= 412 included for this comparison (615 total) n entering taper phase = 285</p> <p>Age, years, mean (SD): high dose pregabalin: 42.4 (11.5), low dose pregabalin: 40.5 (12.3)</p> <p>Gender: Male, N (%): pregabalin group 1: 87 (42.2), placebo group 2: 73 (35.4)</p> <p>Conducted in Multiple countries</p>	<p>Any discontinuation emergent sign and symptom* (protocol outcome: any withdrawal symptom; at 25-26 weeks (1 week during taper and 1 week-post last dose))</p> <p>Anxiety as a discontinuation emergent sign and symptom* (protocol outcome: specific withdrawal symptom; at 25-26 weeks (1 week during taper and 1 week-post last dose))</p> <p>Headache as a discontinuation emergent sign and symptom* (protocol outcome: specific withdrawal symptom; at 25-26 weeks (1 week during taper and 1 week-post last dose))</p> <p>Insomnia as a discontinuation emergent sign and symptom* (protocol outcome: specific withdrawal symptom; at 25-26 weeks (1 week during taper and 1 week-post last dose))</p>	<p>Taper details: (double-blind): 1 week. Generally consistent with product labelling and was intended to minimize the risk that patients could potentially experience severe drug discontinuation symptoms. Any patients experiencing severe discontinuation symptoms during the taper periods and up to 7 days afterwards could be provided with a more gradual rescue taper extending the taper to 4 weeks while maintaining the blind. This same taper schedule and rescue taper protocol was used for all patients, regardless of the when treatment was discontinued.</p> <p>The placebo group had already received 12 weeks of pregabalin before switching to placebo (whilst blinded to treatment).</p> <p>Treatment phase was 24 weeks, in 2 12-week stages, so that discontinuation effects after both 12 week and 24-week exposure to pregabalin could be evaluated (12-week data not reported for outcomes relevant to this review protocol).</p> <p>*Defined as a spontaneously reported adverse event (newly developed or worsening of existing adverse event) occurring during the discontinuation weeks.</p>

Study	Intervention and comparison	Population	Outcomes	Comments
				Withdrawal from low (150-300mg/day) and withdrawal from high (450-600mg/day) dose pregabalin arms combined for analysis as per protocol (no stratification by dose). Study also had 2 separate withdrawal from placebo arms, these were also combined for analysis.
Feltner, 2003 ²⁰⁰	<p>Withdrawal from gabapentinoids (low dose of 150mg/day and high dose of 600mg/day)</p> <p>Vs</p> <p>Withdrawal from placebo</p> <p>Intervention time: 4 weeks, plus 1 week taper</p>	<p>Generalised anxiety disorder</p> <p>N= 203 included for this comparison (271 total) n entering taper phase = 147</p> <p>Age, years, mean (SD): Pregabalin 50mg group: 37.9 (10.9); Pregabalin 200mg group: 36.3 (10.9), Placebo group: 37.8 (10.8)</p> <p>Gender (M:F): Pregabalin 50mg group: 34M/36F; Pregabalin 200mg group: 33M/33F, Placebo group: 33M/34F</p> <p>Unknown multicentre</p>	Physician's Withdrawal Checklist (PWC) score (protocol outcome: intensity of withdrawal symptoms; at post-intervention (immediately after 1 week taper))	<p>Taper details: 1 week</p> <p>For the placebo arm, unclear if placebo was withdrawn or not during the taper phase.</p> <p>Treatment phase was 4 weeks.</p> <p>2 comparisons (high dose vs placebo and low dose vs placebo). Results from high and low dose not combined, as study reported mean differences which could not be combined. Therefore, the study appears as 2 comparisons.</p>
Pande 2003 ⁵⁰⁶	<p>Withdrawal from gabapentinoids (pregabalin: low dose of 150mg/day and high dose of 600mg/day)</p>	<p>Generalised anxiety disorder</p> <p>N=208 included for this comparison (276 total) N entering taper = 166</p>	Physician's Withdrawal Checklist (PWC) score (protocol outcome: intensity of withdrawal symptoms; at post-intervention (immediately after 1 week taper))	<p>Taper details: 1 week</p> <p>For the placebo arm, unclear if placebo was withdrawn or not during the taper phase.</p> <p>Treatment phase included 1 week placebo lead-in and 4 weeks treatment.</p>

Study	Intervention and comparison	Population	Outcomes	Comments
	<p>Vs</p> <p>Withdrawal from placebo</p> <p>Intervention time: 4 weeks, plus 1 week taper</p>	<p>Age, years, mean (SD): 35.8 (11.1).</p> <p>Gender: NR</p> <p>USA</p>		<p>2 comparisons (high dose vs placebo and low dose vs placebo). Results from high and low dose not combined, as study reported mean differences which could not be combined. Therefore, the study appears as 2 comparisons.</p>

Table 5: Summary of studies included in the evidence review - Z-drugs

Study	Intervention and comparison	Population	Outcomes	Comments
Hajak, 1998 ²⁵⁴	<p>Withdrawal from Z-drugs zopiclone (7.5 mg)</p> <p>Vs</p> <p>Withdrawal from placebo 6 weeks plus 3 days</p>	<p>Insomnia of at least 4-week duration</p> <p>N= 910 (1507 including the flunitrazepam and triazolam arms which are not included)</p> <p>Age, years, mean (SD): 51 (11).</p> <p>Gender: Zopiclone group: 223M/ 388F; Placebo group 112M/ 185F</p> <p>Unknown multicentre</p>	<p>Rebound insomnia* (protocol outcome: specific withdrawal symptom at 14 days following abrupt taper)</p>	<p>Taper details: abrupt withdrawal from Z-drug and placebo on day 29</p> <p>Treatment period, 28 days.</p> <p>Numbers calculated from percentages reported</p> <p>*A person was counted as having rebound according to the following: deterioration in at least one of the three sleep quality parameters (a) sleep latency, (b) total sleep time, or (c) number of nocturnal awakenings; or deterioration in at least one parameter of daytime well-being defined as (d) a feeling of being refreshed on awakening in the morning, or as an impairment in daytime well-being as a result of (e) tiredness or (f) anxiety</p>

Table 6: Summary of studies included in the evidence review - Antidepressants

Study	Intervention and comparison	Population	Outcomes	Comments
Fava, 1997 ¹⁹⁷	Withdrawal from ADs (75-225 mg/day of extended-release venlafaxine) Vs Withdrawal from placebo 10 weeks (1 week placebo wash-out, 8-week treatment period)	Met the DSM-IV criteria for major depressive disorder as determined by the Structured Clinical Interview for DSM-III-R—Patient Version. N=20 started study, N entering taper = 18 Age, years, mean (SD): 36.5 (10.7). Gender: 11M/9F USA	Withdrawal symptoms: any protocol outcome: any withdrawal symptom (dichotomous)) Timepoint of outcome: during the 3 days after discontinuation of treatment. Withdrawal intensity: number of mild/ moderate adverse events Timepoint of outcome: during the post taper period (mean 5 days after discontinuation of treatment).	Taper details: All of the study completers taking two or three capsules per day were required to taper their study medication by reducing the dose by one capsule per week, while those taking one capsule of study medication per day (75 mg of extended-release venlafaxine) were allowed to stop taking the medication without further tapering. Other outcomes: Number of adverse events during post taper period Treatment phase consisted of 8-week double-blind period No details of whether people were already using antidepressants at enrolment, but there was a 1-week washout period before starting the study.
Jain, 2013 ²⁹⁶	Withdrawal from vortioxetine 5mg OD Vs. Withdrawal from placebo	Adults aged 18-75 with major depressive disorder N=600 (number entering taper not reported), N=480 completed study, including taper period. Gender: 114M/186F (vortioxetine group), 136M/164F (placebo group)	Adverse events emerging during the 2-week taper phase (protocol outcome: any withdrawal symptom (dichotomous))	Taper details: 2 weeks 'medication free discontinuation period'. No further details – assumed as abrupt taper. For the placebo arm, unclear if placebo was withdrawn or not during the taper phase. Treatment phase consisted of 6-week treatment period + 2-week discontinuation phase

Study	Intervention and comparison	Population	Outcomes	Comments
	6-week treatment period + 2-week taper phase	Age: 42.5 (13.0) vortioxetine group 42.4 (12.7) (placebo group) USA		People were excluded if they had failed on 2 antidepressants previously, medication history collected but not reported, therefore not clear if any were on antidepressants at enrolment.
Khan, 2014 ³³⁴	Withdrawal from desvenlafaxine 50mg/d Vs Continuation of desvenlafaxine 50mg/d	Adult outpatients (≥ 18 years of age) with a primary diagnosis of single or recurrent MDD without psychotic features. Patients were required to have depressive symptoms for ≥ 30 days prior to the screening visit and a 17-item Hamilton Depression Rating Scale total score ≥ 14 at baseline. N=361 Age - Mean (SD): Taper: 47.9 (11.2); abrupt discontinuation (placebo): 47.8 (13.7); no discontinuation: 46.7 (11.3). Gender (M:F): 85/103.	DESS total score (protocol outcome: intensity of withdrawal symptoms, continuous) Timepoint: during first 2 weeks of the double-blind phase DESS symptoms (Protocol outcome: withdrawal symptoms: specific, dichotomous) Timepoint: during double-blind weeks 1-4	Taper details: abrupt discontinuation, or 1-week reduced dose taper. Also reports: <ul style="list-style-type: none"> • Discontinuation Symptoms Severity Index (DSSI) - the mean +SD of DESS positive items, related to discontinuation, and • Discontinuation syndrome as a dichotomised version of the total DESS score. Neither extracted as overlap with DESS results and would be double counting data. People were not on antidepressants at baseline, but were entered into a 24-week open-label treatment with desvenlafaxine prior to the discontinuation trial. People who completed this 24-week treatment were randomly assigned to either continuation, abrupt withdrawal or 1 week taper. The discontinuation period lasted 4 weeks.
Montgomery, 2004 ⁴⁴²	Withdrawal from agomelatine 25mg per day/ paroxetine 20 mg per day	Outpatients with Major Depressive Disorder N= 192	DESS (protocol outcome: withdrawal intensity, continuous) Rebound (protocol outcome: specific withdrawal symptom (dichotomous))	Taper details: abrupt DESS was clinician rated but unclear if this was a blinded clinician or a blinded/non blinded assessor

Study	Intervention and comparison	Population	Outcomes	Comments
	<p>Vs</p> <p>Continuation of agomelatine 25mg per day/ paroxetine 20mg per day</p> <p>Intervention + follow up: 14 weeks</p>	<p>Age - Mean (SD): Agomelatine group: 42.6 (14.1), Paroxetine group: 42.5 (12.7).</p> <p>Gender (M:F): Agomelatine group: 30%M/70%F, Paroxetine group: 35%M/65%F</p>	<p>Timepoint: 2 weeks post withdrawal</p>	<p>Treatment phase consisted of 12-week treatment period + 2-week taper phase</p> <p>3–5-day washout period, but unclear if any were receiving antidepressants prior to enrolment.</p>
Montgomery, 2005 ⁴⁴³	<p>Withdrawal from escitalopram (abrupt switch to placebo)</p> <p>Vs</p> <p>Continuation on escitalopram (no withdrawal)</p>	<p>Female and male outpatients between 18 and 80 years with a primary diagnosis of generalised social anxiety disorder (SAD) according to DSM-IV criteria</p> <p>N=372 (number entering the randomised continuation vs discontinuation (switch to placebo) phase; prior open-label treatment phase included n=517)</p> <p>Gender: 194 M/177 F Age: Escitalopram: 36 (18-78); placebo 38 (19-68)</p> <p>76 centres in 11 countries in Europe, Canada and South Africa</p>	<p>DESS total score (protocol outcome: intensity of withdrawal symptoms (continuous))</p> <p>Timepoint:</p> <ul style="list-style-type: none"> • 1-week post-randomisation to abruptly withdraw/continue • 2 weeks post-randomisation to abruptly withdraw/continue 	<p>Taper: discontinuation arm was abrupt switch to placebo at the start of the 24-week continuation/discontinuation phase (DESS outcomes assessed for first 2 weeks of this 24-week phase)</p> <p>Study also reports 'treatment-emergent adverse events' during the continuation vs placebo (discontinuation) phase. Some of these adverse events may be considered withdrawal symptoms, but not extracted as not specifically defined as withdrawal symptoms, and could also reflect side effects in the continuation arm.</p> <p>DESS score of ≥ 4 also reported but not extracted as it's a dichotomised version of the DESS total score (protocol outcome: intensity of withdrawal symptoms)</p> <p>Treatment phase consisted of 12 week open-label treatment phase (10mg/day, which could be increased to 20mg if</p>

Study	Intervention and comparison	Population	Outcomes	Comments
Perahia, 2009 ⁵²⁷	<p>Withdrawal from duloxetine (60-120mg/day) Vs Withdrawal from placebo Taper phase results reported here (withdrawal from duloxetine vs withdrawal from placebo)</p> <p>No relevant result reported for the double-blind phase (i.e., under the comparison of withdrawal vs continuation)</p>	<p>Aged 18 years and over who met the criteria for recurrent major depressive disorder</p> <p>N=288 number entering randomised double blind phase and subsequent taper (analysed here); prior open-label treatment phase included n=514</p> <p>Gender: 82 M/206 F Age: Duloxetine 47.1 (12.8); placebo: 48.0 (12.3)</p> <p>UK</p>	<p>1 or more discontinuation-emergent adverse event (DEAE; protocol outcome: any withdrawal symptom (dichotomous))</p> <p>Timepoint: during the 3-week taper phase</p>	<p>clinically indicated) + 24-week continuation/discontinuation phase</p> <p>Taper: gradual over 2-3 weeks</p> <p>Taper phase was optional – not all completers of double blind phase entered the taper phase.</p> <p>50/146 and 69/142 discontinued treatment in the double blind phase early. However, methods state that could still be eligible to enter the optional taper phase.</p> <p>Those withdrawing from placebo had previously received 34 weeks treatment with duloxetine during the open-label phase. They had been tapered off duloxetine over 4 weeks at the start of the double-blind phase and then been taking placebo for the remainder of the double blind phase. However, those discontinuing double blind phase early were eligible to enter the taper phase (some may have been taking placebo for less time).</p> <p>Treatment phase consisted of 34 week open-label phase (all on duloxetine) + 52-week double-blind phase (duloxetine or placebo) + optional 3-week taper phase</p> <p>Participants required to be off antidepressants for at least 2 months prior to presenting episode.</p>

Study	Intervention and comparison	Population	Outcomes	Comments
Raskin, 2005 ⁵⁶¹	<p>Withdrawal from duloxetine 60mg QD</p> <p>Vs</p> <p>Withdrawal from duloxetine 60mg BID</p> <p>Vs</p> <p>Withdrawal from placebo</p> <p>Combined for analysis: withdrawal from 60mg QD and withdrawal from 60mg BID</p>	<p>Adults (18 years or older) with pain due to bilateral peripheral neuropathy caused by type 1 or type 2 diabetes, daily pain for at least 6 months</p> <p>N=348, N entering taper phase: 274</p> <p>Gender: 162 M/186 F Age: 58.8 (10.1)</p> <p>USA (worldwide recruitment)</p>	<p>Adverse events emerging during the 1-week taper phase (protocol outcome: any withdrawal symptom (dichotomous))</p> <p>Timepoint: 12-13 weeks (during 1 week taper)</p>	<p>Taper: 1 week. Duloxetine dose halved at start of taper week.</p> <p>Downgraded for intervention indirectness: for the 2 duloxetine arms, the duloxetine dose was halved at the start of the 1-week taper phase, but unclear if taper phase was complete withdraw of duloxetine. For the placebo arm, unclear if placebo was withdrawn or not during the taper phase, just says 1 week study drug taper period.</p> <p>12-week treatment period + 1-week taper phase</p> <p>Chronic use of antidepressants was an exclusion criterion. No other details of prior antidepressant use.</p>
Raskin 2008 ⁵⁶²	<p>Withdrawal from ADs (Duloxetine 60 mg/daily)</p> <p>Vs</p> <p>Withdrawal from placebo</p>	<p>Elderly people with major depressive disorder</p> <p>n=311 (number entering taper not reported)</p> <p>Gender, female, n (%): Withdrawal from duloxetine group: 125 (60.4), Withdrawal from placebo group: 60 (57.7)</p> <p>Mean age, years (SD): Withdrawal from duloxetine group: 72.6 (5.7),</p>	<p>Incidence of at least one discontinuation-emergent adverse event (protocol outcome: any withdrawal symptom, dichotomous)</p> <p>Timepoint of outcome: during discontinuation phase</p>	<p>17 in duloxetine and 1 in placebo group started the study at full dose and had a subsequent dose reduction</p> <p>For the placebo arm, unclear if placebo was withdrawn or not during the taper phase.</p> <p>Unclear if duloxetine was completely stopped at the end of the taper phase</p> <p>8 weeks treatment, 1 week discontinuation</p>

Study	Intervention and comparison	Population	Outcomes	Comments
		Withdrawal from placebo group: 73.3 (5.7) USA		
Rickels, 2010 ⁵⁸⁴	<p>Withdrawal from desvenlafaxine (200mg/day or 400mg/day)</p> <p>Vs</p> <p>Withdrawal from placebo</p> <p>Taper phase results reported here (withdrawal from desvenlafaxine vs withdrawal from placebo)</p> <p>Unable to use any results from the double-blind phase (i.e., under the comparison of withdrawal vs continuation) as the results were reported by subgroups of those previously on 200mg or 400mg, and no N numbers</p>	<p>Male and female outpatients, 18-75 years old; primary diagnosis of MDD</p> <p>N=375 number entering randomised double blind phase and subsequent taper (analysed here); prior open-label treatment phase included n=594</p> <p>N= 216 entering taper, however a taper was carried out for those discontinuing early also.</p> <p>Gender: 122 M/253 F</p> <p>Age: Desvenlafaxine: 42.7 (12.3); Placebo: 42.8 (11.8).</p> <p>Europe, US, Taiwan</p>	<p>Any taper/post-therapy-emergent adverse events (TEAEs) (protocol outcome: any withdrawal symptom (dichotomous))</p> <p>Headache as a TEAE reported by at least 5% in placebo arm (protocol outcome: specific withdrawal symptom (dichotomous))</p> <p>Insomnia as a TEAE reported by at least 5% in placebo arm (protocol outcome: specific withdrawal symptom (dichotomous))</p> <p>Nausea as a TEAE reported by at least 5% in placebo arm (protocol outcome: specific withdrawal symptom (dichotomous))</p> <p>Timepoint: 'During the taper phase'</p>	<p>Taper: during the taper phase: 1-2 weeks (which could be extended, shortened or omitted at the discretion of the investigator).</p> <p>DESS score was also reported during the taper phase. However, results were not usable as the outcome was only reported for the subgroup previously on 400mg/day, and N numbers for this subgroup not reported.</p> <p>Those withdrawing from placebo had previously received 12 weeks treatment with desvenlafaxine during the open-label phase. They had been tapered off desvenlafaxine over 2 weeks at the start of the double-blind phase and then been taking placebo for the remainder of the 24-week double blind phase (for approximately 22 weeks).</p> <p>58/190 and 101/185 discontinued treatment in the double blind phase early. However, methods state that 1–2-week taper of double blind study medication was carried out even for people who discontinued early. Unclear whether TEAEs were assessed during taper for those discontinuing early.</p>

Study	Intervention and comparison	Population	Outcomes	Comments
	provided for subgroup data.			<p>Outcome reporting: results for both arms only reported for the specific TEAEs which occurred in >5% of the placebo arm (headache, insomnia and nausea). Study also reported TEAEs of dizziness (22%), irritability (10%), diarrhoea (7%), anxiety (6%), fatigue (5%), abnormal dreams (5%) and hyperhidrosis (5%) in the desvenlafaxine arm, which occurred in >5% of the desvenlafaxine arm, however these outcomes could not be used as the numbers of events were not reported in the placebo arm.</p> <p>12 week open-label phase (all on desvenlafaxine) + 24-week double-blind phase (desvenlafaxine or placebo) + 1–2-week taper phase.</p>
Rynn 2008 ⁶¹²	<p>Withdrawal from duloxetine 60-120mg/day</p> <p>Vs</p> <p>Withdrawal from placebo</p>	<p>Adults with a primary diagnosis of DSM-IV-defined GAD</p> <p>N=327 began the study, N=205 completed taper</p> <p>Gender: 125 M/202 F</p> <p>Age: Duloxetine 42.2 (13.9); placebo 41.0 (14.2)</p> <p>USA</p>	<p>Discontinuation-emergent adverse event (protocol outcome: any withdrawal symptom (dichotomous))</p> <p>Dizziness: discontinuation-emergent adverse event (protocol outcome: specific withdrawal symptom (dichotomous))</p> <p>Timepoint: during the 2-week discontinuation phase</p>	<p>Taper: occurred over a 2-week period</p> <p>Downgraded for intervention indirectness: for the placebo arm, unclear if placebo was withdrawn or not during the taper phase, only reports that tapering occurred over a 2-week period (presumed to mean both duloxetine and placebo arm).</p> <p>10-week treatment period + 2-week taper phase</p>

See Appendix E for full evidence tables.

1.1.6 Summary of the effectiveness evidence

1.1.6.1 Opioids

1.1.6.1.1 Withdrawal from opioids vs continuation on opioids

No evidence identified for withdrawal from opioids vs continuation on opioids

1.1.6.1.2 Withdrawal from opioids vs withdrawal from placebo

Table 7: Clinical evidence summary: withdrawal from opioids vs withdrawal from placebo

Outcomes	No of participants (studies) Follow up	Certainty of the evidence (GRADE)	Relative effect (95% CI)	Anticipated absolute effects	
				Risk with withdrawal from placebo	Risk difference with Withdrawal from opioids
Any withdrawal symptom (at week 5 = follow-up: 1 week-post last dose) assessed with: assessed at appointment with psychiatrist to screen for possible withdrawal symptoms	88 (1 RCT)	⊕○○○ VERY LOW a,b	not estimable	0 per 1,000	0 fewer per 1,000 (50 fewer to 50 more) ^c
Moderate or severe aches and pains on the short opiate withdrawal scale (protocol outcome: specific withdrawal symptom; at follow-up 3-days after last patch removed) assessed with: short opiate withdrawal scale consisted of 10 items rated on a 4-point Likert scale (0-3, none to severe).	399 (1 RCT)	⊕⊕⊕○ MODERATE a	RR 1.00 (0.86 to 1.17)	619 per 1,000	0 fewer per 1,000 (87 fewer to 105 more)
Mild or moderate problems sleeping on the short opiate withdrawal scale (protocol outcome: specific withdrawal symptom; at follow-up 3-days after last patch removed) assessed with: short opiate withdrawal scale consisted of 10 items rated on a 4-point Likert scale (0-3, none to severe).	399 (1 RCT)	⊕○○○ VERY LOW a,b	RR 0.98 (0.75 to 1.26)	371 per 1,000	7 fewer per 1,000 (93 fewer to 96 more)
Severe insomnia on the short opiate withdrawal scale (protocol outcome: specific withdrawal symptom; at follow-up 3-days after last patch removed) assessed with: short opiate withdrawal scale consisted of 10 items rated on a 4-point Likert scale (0-3, none to severe).	399 (1 RCT)	⊕⊕⊕○ MODERATE a	RR 2.68 (1.57 to 4.59)	81 per 1,000	136 more per 1,000 (46 more to 292 more)

Outcomes	No of participants (studies) Follow up	Certainty of the evidence (GRADE)	Relative effect (95% CI)	Anticipated absolute effects	
				Risk with withdrawal from placebo	Risk difference with Withdrawal from opioids
Short opiate withdrawal scale score (protocol outcome: intensity of withdrawal symptoms; at follow-up 3 days after last patch removed) assessed with: short opiate withdrawal scale consisted of 10 items rated on a 4-point Likert scale (0-3, none to severe). Total score range of possible scores 0-3 (top=poor outcome)	399 (1 RCT)	⊕⊕⊕○ MODERATE a	-	The short opiate withdrawal scale score final value was 0.39	MD 0.27 higher (0.18 higher to 0.36 higher)
Mild opioid withdrawal as assessed on COWS (protocol outcome: intensity of withdrawal symptoms; at follow-up 2 - <5 days after last dose) assessed with: COWS based on 11 items of opioid withdrawal symptoms, each rated 0-5, higher values being worse. 5-12 is mild, 13-24 is moderate, 25-36 is moderately severe, > or equal to 36 is severe ^d	95 (1 RCT)	⊕○○○ VERY LOW a,b,f	Peto OR 4.38 (1.02 to 18.84)	0 per 1,000	150 more per 1,000 (50 more to 250 more) ^c
Moderate opioid withdrawal as assessed on COWS (protocol outcome: intensity of withdrawal symptoms; at follow-up 2 - <5 days after last dose) assessed with: COWS based on 11 items of opioid withdrawal symptoms, each rated 0-5, higher values being worse. 5-12 is mild, 13-24 is moderate, 25-36 is moderately severe, > or equal to 36 is severe ^{d,e}	95 (1 RCT)	⊕○○○ VERY LOW a,b,f	not estimable	0 per 1,000	0 fewer per 1,000 (60 fewer to 60 more) ^c
Mild opioid withdrawal as assessed on COWS (protocol outcome: intensity of withdrawal symptoms; at follow-up ≥5 days after last dose) assessed with: COWS based on 11 items of opioid withdrawal symptoms, each rated 0-5, higher values being worse. 5-12 is mild, 13-24 is moderate, 25-36 is moderately severe, > or equal to 36 is severe ^d	213 (1 RCT)	⊕○○○ VERY LOW a,b,f	RR 0.84 (0.31 to 2.32)	85 per 1,000	14 fewer per 1,000 (58 fewer to 112 more)
Moderate opioid withdrawal as assessed on COWS (protocol outcome: intensity of withdrawal symptoms; at follow-up ≥5 days after last dose) assessed with: COWS based on 11 items of opioid withdrawal symptoms, each rated 0-5, higher values being worse. 5-12 is mild, 13-24 is moderate, 25-36 is moderately severe, > or equal to 36 is severe ^d	213 (1 RCT)	⊕○○○ VERY LOW a,b,f	Peto OR 4.01 (0.18 to 89.47)	0 per 1,000	10 more per 1,000 (20 fewer to 40 more) ^c

a. Downgraded by 1 increment if the majority of the evidence was at high risk of bias, and downgraded by 2 increments if the majority of the evidence was at very high risk of bias

- b. Downgraded by 1 increment if the confidence interval crossed one MID and by 2 increments if the confidence interval crossed two MIDs (0.8 and 1.25 for dichotomous outcomes; $0.5 * \text{median of baseline SD of the intervention and control groups for continuous outcomes}$). For studies with zero events in both arms: no imprecision (sample size >350); serious imprecision (sample size >70<350); very serious imprecision (sample size <70). Continuous outcome MIDs were as follows: for short opiate withdrawal scale score: 0.14 ($0.5 * \text{SD for the final value for the control group used (as baseline values not available)}$)
- c. Absolute effect calculated from the risk difference due to zero events in one or both arms.
- d. Study also reported the number of people with 'no withdrawal' as assessed on COWS. This was not analysed as it is the 'opposite' outcome and would be double counting. The COWS score was dichotomised: 5-12 is mild, 13-24 is moderate, 25-36 is moderately severe, > or equal to 36 is severe. Presumably no-one had moderately severe or severe withdrawal, as the numbers in the other 3 categories add up to the total number of people in the study.
- e. Reviewer determined that no one had 'moderate withdrawal' at this timepoint due to number of people with 'no withdrawal' or 'mild withdrawal' adding up to the total number of participants
- f. It was unclear whether the placebo group were withdrawn from study medication during the taper phase.

1.1.6.2 Benzodiazepines

1.1.6.2.1 Withdrawal from benzodiazepines vs continuation on benzodiazepines

Table 8: Clinical evidence summary: withdrawal from benzodiazepines vs continuation on benzodiazepines

Outcomes	No of participants (studies) Follow up	Certainty of the evidence (GRADE)	Relative effect (95% CI)	Anticipated absolute effects	
				Risk with continuation with BZDs	Risk difference with withdrawal from BZDs
BWSQ (protocol outcome: intensity of withdrawal symptoms at 3 weeks after discontinuation)	91 (1 RCT)	⊕⊕○○ LOW ^{a,b}	-	The mean BWSQ was 32.7	MD 2.1 higher (5.49 lower to 9.69 higher)
Withdrawal Symptoms scale (protocol outcome: intensity of withdrawal symptoms at 4 weeks after discontinuation)	30 (1 RCT)	⊕○○○ VERY LOW ^{a,b}	-	The mean Withdrawal Symptoms scale score was 158.6	MD 49 higher (82.51 lower to 180.51 higher)
Total BWC score (protocol outcome: intensity of withdrawal symptoms at the end of the taper period)	36 (1 RCT)	⊕○○○ VERY LOW ^{a,b}	-	The mean total BWC score was 6.4	MD 1.8 higher (4.11 lower to 7.71 higher)

a. Downgraded by 1 increment if the evidence was at high risk of bias and by 2 increments if the evidence was at very high risk of bias

b. Downgraded by 1 increment if the confidence interval crossed 1 MID and by 2 increments if the confidence interval crossed 2 MIDs. For continuous outcomes the MID was calculated as 3.0 for BWC, 8.1 for BSWQ and 68.3 for Withdrawal Symptom scale (0.5* median baseline SDs of intervention and control groups).

1.1.6.2.2 Withdrawal from benzodiazepines vs withdrawal from placebo

Table 9: Clinical evidence summary: withdrawal from benzodiazepines vs withdrawal from placebo

Outcomes	№ of participants (studies) Follow up	Certainty of the evidence (GRADE)	Relative effect (95% CI)	Anticipated absolute effects	
				Risk with withdrawal from placebo	Risk difference with withdrawal from BZDs
Patients with anxiety as a discontinuation emergent sign and symptom (protocol outcome: specific withdrawal symptom; at 25-26 weeks (1 week during taper and 1 week-post last dose))	130 (1 RCT)	⊕○○○ VERY LOW a,b,c	Peto OR 3.95 (0.73 to 21.45)	0 per 1,000	80 more per 1,000 (10 more to 150 more) ^d
Patients with headache as a discontinuation emergent sign and symptom (protocol outcome: specific withdrawal symptom; at 25-26 weeks (1 week during taper and 1 week-post last dose))	130 (1 RCT)	⊕○○○ VERY LOW a,b,c	Peto OR 3.71 (0.14 to 100.72)	0 per 1,000	20 more per 1,000 (from 30 fewer to 70 more) ^d
Patients with insomnia as a discontinuation emergent sign and symptom (protocol outcome: specific withdrawal symptom; at 25-26 weeks (1 week during taper and 1 week-post last dose))	130 (1 RCT)	⊕○○○ VERY LOW a,b,c	RR 0.90 (0.19 to 4.23)	67 per 1,000	7 fewer per 1,000 (54 fewer to 215 more)
Rebound- increase in anxiety of ≥50% as measured with Hamilton anxiety scale compared with baseline (protocol outcome: specific withdrawal symptom during the discontinuation period)	25 (1 RCT)	⊕○○○ VERY LOW a,b	Peto OR 4.20 (0.26 to 66.87)	0 per 1,000	160 more per 1,000 (from 100 fewer to 410 more) ^d
Rebound- increase in panic attacks of ≥100% compared with baseline (protocol outcome: specific withdrawal symptom during the discontinuation period)	25 (1 RCT)	⊕○○○ VERY LOW a,b	RR 1.26 (0.17 to 9.24)	167 per 1,000	43 more per 1,000 (138 fewer to 1,373 more)
Rebound- Global Improvement Score ≤3 (indicating symptoms worse than at baseline) (protocol outcome: specific withdrawal symptom during the discontinuation period)	25 (1 RCT)	⊕○○○ VERY LOW a,b	Peto OR 4.50 (0.39 to 52.29)	0 per 1,000	210 more per 1,000 (from 50 fewer to 470 more) ^d

Outcomes	No of participants (studies) Follow up	Certainty of the evidence (GRADE)	Relative effect (95% CI)	Anticipated absolute effects	
				Risk with withdrawal from placebo	Risk difference with withdrawal from BZDs
Rebound- increase in anxiety of ≥10% as measured with Hamilton anxiety scale compared with baseline (protocol outcome: specific withdrawal symptom during the discontinuation period)	25 (1 RCT)	⊕○○○ VERY LOW a,b	RR 2.21 (0.34 to 14.54)	167 per 1,000	202 more per 1,000 (110 fewer to 2,257 more)
Patients with any discontinuation emergent sign and symptom defined as a spontaneously reported adverse event (newly developed or worsening of existing adverse event) occurring during the discontinuation weeks(protocol outcome: any withdrawal symptom; at 25-26 weeks (1 week during taper and 1 week-post last dose))	130 (1 RCT)	⊕○○○ VERY LOW a,b,c	RR 2.10 (0.80 to 5.51)	133 per 1,000	147 more per 1,000 (27 fewer to 601 more)
Development of new symptoms (protocol outcome: any withdrawal symptom during discontinuation period)	25 (1 RCT)	⊕○○○ VERY LOW a,b	RR 1.89 (0.58 to 6.18)	333 per 1,000	297 more per 1,000 (140 fewer to 1,727 more)
PWC score (protocol outcome: intensity of withdrawal symptoms; at post-intervention (immediately after 1 week taper))	180 (2 RCTs)	⊕○○○ VERY LOW a,b,e	-	The mean PWC change score was 0.51	MD 3.8 higher (1.92 higher to 5.69 higher)
Increase in withdrawal symptoms of ≥100% (protocol outcome: intensity of withdrawal symptoms during the discontinuation period)	25 (1 RCT)	⊕○○○ VERY LOW a,b,	RR 0.32 (0.02 to 4.32)	167 per 1,000	113 fewer per 1,000 (163 fewer to 553 more)

a. Downgraded by 1 increment if the evidence was at high risk of bias and by 2 increments if the evidence was at very high risk of bias.

b. Downgraded by 1 increment if the confidence interval crossed 1 MID and by 2 increments if the confidence interval crossed 2 MIDs. MID for dichotomous outcomes was 0.8 and 1.25. For continuous outcomes the MID was 0.5 * median of baseline SD of the intervention and control groups. Continuous outcome MIDs were as follows: for PWC score: 2.97 (0.5*SD for the change score for the control group used (as baseline or final values not available; change score control group SD only available for Feltner)

c. Participants in the placebo groups had previously been taking active medication; some participants leaving the study early also underwent the taper

d. Absolute effect calculated from the risk difference due to zero events in control arm.

e. For the placebo group, it was unclear whether medication was stopped during the taper phase in both studies

1.1.6.3 Gabapentinoids

1.1.6.3.1 Withdrawal from gabapentinoids vs continuation on gabapentinoids

No evidence identified for withdrawal from gabapentinoids vs continuation on gabapentinoids

1.1.6.3.2 Withdrawal from gabapentinoids vs withdrawal from placebo

Table 10: Clinical evidence summary: withdrawal from gabapentinoids vs withdrawal from placebo

Outcomes	No of participants (studies) Follow up	Certainty of the evidence (GRADE)	Relative effect (95% CI)	Anticipated absolute effects	
				Risk with withdrawal from placebo	Risk difference with Withdrawal from Pregabalin
Patients with any discontinuation emergent sign and symptom defined as a spontaneously reported adverse event (newly developed or worsening of existing adverse event) occurring during the discontinuation weeks (protocol outcome: any withdrawal symptom; at 25-26 weeks (1 week during taper and 1 week-post last dose))	262 (1 RCT) ^a	⊕○○○ VERY LOW b,c,d	RR 1.23 (0.72 to 2.09)	220 per 1,000	51 more per 1,000 (62 fewer to 240 more)
Patients with anxiety as a discontinuation emergent sign and symptom defined as a spontaneously reported adverse event (newly developed or worsening of existing adverse event) occurring during the discontinuation weeks (protocol outcome: specific withdrawal symptom; at 25-26 weeks (1 week during taper and 1 week-post last dose)) ^e	262 (1 RCT) ^a	⊕○○○ VERY LOW b,c,d	RR 2.03 (0.26 to 16.21)	17 per 1,000	17 more per 1,000 (13 fewer to 258 more)
Patients with headache as a discontinuation emergent sign and symptom defined as a spontaneously reported adverse event (newly developed or worsening of existing adverse event) occurring during the discontinuation weeks (protocol outcome: specific withdrawal symptom; at 25-26 weeks (1 week during taper and 1 week-post last dose)) ^e	262 (1 RCT) ^a	⊕○○○ VERY LOW b,c,d	RR 1.16 (0.25 to 5.33)	34 per 1,000	5 more per 1,000 (25 fewer to 147 more)
Patients with insomnia as a discontinuation emergent sign and symptom defined as a spontaneously reported adverse event (newly developed or worsening of existing adverse event) occurring during the discontinuation weeks (protocol outcome: specific withdrawal symptom; at 25-26 weeks (1 week during taper and 1 week-post last dose)) ^e	262 (1 RCT) ^a	⊕○○○ VERY LOW b,c,d	RR 2.03 (0.63 to 6.58)	51 per 1,000	52 more per 1,000 (19 fewer to 284 more)

Outcomes	No of participants (studies) Follow up	Certainty of the evidence (GRADE)	Relative effect (95% CI)	Anticipated absolute effects	
				Risk with withdrawal from placebo	Risk difference with Withdrawal from Pregabalin
PWC score (protocol outcome: intensity of withdrawal symptoms; at post-intervention (immediately after 1 week taper))	305 (4 RCTs) ^f	⊕○○○ VERY LOW _{b,d,g}	-	The median PWC change score was 0.04	MD 2.58 higher (1.04 higher to 4.13 higher)

- a. Withdrawal from low (150-300mg/day) and withdrawal from high (450-600mg/day) dose pregabalin arms combined for analysis as per protocol (no stratification by dose). Study also had 2 separate withdrawal from placebo arms, these were also combined for analysis. For dichotomous outcomes the number of events and number of people for the 2 arms were added together. For continuous outcomes, the mean and SD for the 2 arms combined was calculated.
- b. Downgraded by 1 increment if the majority of the evidence was at high risk of bias, and downgraded by 2 increments if the majority of the evidence was at very high risk of bias
- c. Participants in the placebo groups had previously been taking active medication; some participants leaving the study early also underwent the taper
- d. Downgraded by 1 increment if the confidence interval crossed one MID and by 2 increments if the confidence interval crossed two MIDs (0.8 and 1.25 for dichotomous outcomes; 0.5 * median of baseline SD of the intervention and control groups for continuous outcomes). Continuous outcome MIDs were as follows: for PWC score: 2.97 (0.5*SD for the change score for the control group used (as baseline or final values not available; change score control group SD only available for Feltner)
- e. Specific discontinuation emergent signs and symptoms only reported in paper for those events which occurred in at least 5% of people
- f. 2 studies, each with 2 comparisons (high dose vs placebo and low dose vs placebo). Results from high and low dose not combined, as studies reported mean differences. Therefore, each study appears as 2 comparisons: problem with the placebo arm being repeated twice addressed by halving the n in each of the repeated placebo arms to counteract the gain in statistical power from effectively double counting the placebo arm (this calculates a greater SE for the MD, conferring an appropriate reduction in precision to compensate for the placebo arm being used twice)
- g. it was unclear whether placebo was withdrawn during the taper period for both studies

1.1.6.4 Z-drugs

1.1.6.4.1 Withdrawal from Z-drugs vs continuation on Z-drugs

No evidence identified for withdrawal from Z-drugs vs continuation on Z-drugs

1.1.6.4.2 Withdrawal from Z-drugs vs withdrawal from placebo

Table 11: Clinical evidence summary: withdrawal from Z-drugs vs withdrawal from placebo

Outcomes	№ of participants (studies) Follow up	Certainty of the evidence (GRADE)	Relative effect (95% CI)	Anticipated absolute effects	
				Risk with withdrawal from placebo	Risk difference with withdrawal from Z-drugs
Rebound insomnia (protocol outcome: specific withdrawal symptom at 14 days following abrupt taper). Assessed with: a deterioration below individual mean pre-treatment values of the scores given on the visual analogue scales during the discontinuation period. A patient was counted as having rebound according to the following: deterioration in at least one of the three sleep quality parameters (a) sleep latency, (b) total sleep time, or (c) number of nocturnal awakenings; or deterioration in at least one parameter of daytime well-being defined as (d) a feeling of being refreshed on awakening in the morning, or as an impairment in daytime well-being as a result of (e) tiredness or (f) anxiety	910 (1 RCT)	⊕⊕⊕⊕ HIGH	RR 0.95 (0.82 to 1.09)	487 per 1,000	24 fewer per 1,000 (88 fewer to 44 more)

1.1.6.5 Antidepressants

1.1.6.5.1 Withdrawal from antidepressants vs continuation on antidepressants

Table 12: Clinical evidence summary: Other antidepressant class: withdrawal from other antidepressants vs continuation on other antidepressants

Outcomes	№ of participants (studies) Follow up	Certainty of the evidence (GRADE)	Relative effect (95% CI)	Anticipated absolute effects	
				Risk with continuation of ADs	Risk difference with discontinuation of ADs
Total no. of emergent DESS symptoms (protocol outcome: intensity of withdrawal symptoms) during first 2 weeks of discontinuation	445 (2 RCTs)	⊕⊕○○ LOW ^a	-	The mean total no. of emergent DESS	MD 0.14 lower (1.2 lower to 0.91 higher)

Outcomes	№ of participants (studies) Follow up	Certainty of the evidence (GRADE)	Relative effect (95% CI)	Anticipated absolute effects	
				Risk with continuation of ADs	Risk difference with discontinuation of ADs
				symptoms was 4 and 3	
Rebound: return to a MADRS score equal to or higher than the original score at the entry of the acute treatment study (protocol outcome: specific withdrawal symptom during week 1 of discontinuation)	88 (1 RCT)	⊕⊕○○ LOW ^b	Peto OR 0.24 (0.00 to 16.57)	0 per 1,000	20 fewer per 1,000 (from 80 fewer to 50 more) ^c
Rebound: return to a MADRS score equal to or higher than the original score at the entry of the acute treatment study (protocol outcome: specific withdrawal symptom during week 2 of discontinuation)	88 (1 RCT)	⊕⊕○○ LOW ^b	Peto OR 0.24 (0.00 to 16.57)	0 per 1,000	20 fewer per 1,000 (from 80 fewer to 50 more) ^c
Nervousness/ anxiety (protocol outcome: specific withdrawal symptoms) during study weeks 1-4	357 (1 RCT)	⊕○○○ VERY LOW ^{a,b}	RR 1.24 (0.81 to 1.88)	264 per 1,000	63 more per 1,000 (50 fewer to 232 more)
Elevated mood, feeling high (protocol outcome: specific withdrawal symptoms) during study weeks 1-4	357 (1 RCT)	⊕○○○ VERY LOW ^{a,b}	RR 1.14 (0.25 to 5.15)	28 per 1,000	4 more per 1,000 (21 fewer to 115 more)
Irritability (protocol outcome: specific withdrawal symptoms) during study weeks 1-4	357 (1 RCT)	⊕⊕○○ LOW ^a	RR 1.99 (1.29 to 3.07)	236 per 1,000	234 more per 1,000 (68 more to 489 more)
Sudden worsening of mood (protocol outcome: specific withdrawal symptoms) during study weeks 1-4	357 (1 RCT)	⊕○○○ VERY LOW ^{a,b}	RR 1.45 (0.83 to 2.53)	167 per 1,000	75 more per 1,000 (28 fewer to 255 more)
Sudden outbursts of anger (protocol outcome: specific withdrawal symptoms) during study weeks 1-4	357 (1 RCT)	⊕○○○ VERY LOW ^{a,b}	RR 1.24 (0.66 to 2.32)	139 per 1,000	33 more per 1,000 (47 fewer to 183 more)

Outcomes	№ of participants (studies) Follow up	Certainty of the evidence (GRADE)	Relative effect (95% CI)	Anticipated absolute effects	
				Risk with continuation of ADs	Risk difference with discontinuation of ADs
Sudden panic or anxiety attacks (protocol outcome: specific withdrawal symptoms) during study weeks 1-4	357 (1 RCT)	⊕○○○ VERY LOW ^{a,b}	RR 0.88 (0.37 to 2.11)	83 per 1,000	10 fewer per 1,000 (53 fewer to 92 more)
Bouts of crying or tearfulness (protocol outcome: specific withdrawal symptoms) during study weeks 1-4	357 (1 RCT)	⊕○○○ VERY LOW ^{a,b}	RR 1.87 (1.09 to 3.23)	167 per 1,000	145 more per 1,000 (15 more to 372 more)
Agitation (protocol outcome: specific withdrawal symptoms) during study weeks 1-4	357 (1 RCT)	⊕○○○ VERY LOW ^{a,b}	RR 1.14 (0.72 to 1.81)	236 per 1,000	33 more per 1,000 (66 fewer to 191 more)
Feeling unreal or detached (protocol outcome: specific withdrawal symptoms) during study weeks 1-4	357 (1 RCT)	⊕○○○ VERY LOW ^{a,b}	RR 0.92 (0.44 to 1.92)	111 per 1,000	9 fewer per 1,000 (62 fewer to 102 more)
Confusion or trouble concentrating (protocol outcome: specific withdrawal symptoms) during study weeks 1-4	357 (1 RCT)	⊕○○○ VERY LOW ^{a,b}	RR 1.36 (0.84 to 2.22)	208 per 1,000	75 more per 1,000 (33 fewer to 254 more)
Forgetfulness or problems with memory (protocol outcome: specific withdrawal symptoms) during study weeks 1-4	357 (1 RCT)	⊕○○○ VERY LOW ^{a,b}	RR 2.20 (1.05 to 4.61)	97 per 1,000	117 more per 1,000 (5 more to 351 more)
Mood swings (protocol outcome: specific withdrawal symptoms) during study weeks 1-4	357 (1 RCT)	⊕○○○ VERY LOW ^{a,b}	RR 1.35 (0.69 to 2.62)	125 per 1,000	44 more per 1,000 (39 fewer to 203 more)

Outcomes	№ of participants (studies) Follow up	Certainty of the evidence (GRADE)	Relative effect (95% CI)	Anticipated absolute effects	
				Risk with continuation of ADs	Risk difference with discontinuation of ADs
Trouble sleeping, insomnia (protocol outcome: specific withdrawal symptoms) during study weeks 1-4	357 (1 RCT)	⊕○○○ VERY LOW ^{a,b}	RR 0.94 (0.68 to 1.29)	403 per 1,000	24 fewer per 1,000 (129 fewer to 117 more)
Increased dreaming, nightmares (protocol outcome: specific withdrawal symptoms) during study weeks 1-4	357 (1 RCT)	⊕○○○ VERY LOW ^{a,b}	RR 1.21 (0.74 to 1.98)	208 per 1,000	44 more per 1,000 (54 fewer to 204 more)
Sweating more than usual (protocol outcome : specific withdrawal symptoms) during study weeks 1-4	357 (1 RCT)	⊕○○○ VERY LOW ^{a,b}	RR 0.83 (0.43 to 1.61)	139 per 1,000	24 fewer per 1,000 (79 fewer to 85 more)
Shaking, trembling (protocol outcome: specific withdrawal symptoms) during study weeks 1-4	357 (1 RCT)	⊕○○○ VERY LOW ^{a,b}	RR 0.76 (0.31 to 1.84)	83 per 1,000	20 fewer per 1,000 (57 fewer to 70 more)
Muscle tension or stiffness (protocol outcome: specific withdrawal symptoms) during study weeks 1-4	357 (1 RCT)	⊕○○○ VERY LOW ^{a,b}	RR 2.15 (0.96 to 4.81)	83 per 1,000	96 more per 1,000 (3 fewer to 317 more)
Muscle aches or pains (protocol outcome: specific withdrawal symptoms) during study weeks 1-4	357 (1 RCT)	⊕○○○ VERY LOW ^{a,b}	RR 2.17 (1.03 to 4.53)	97 per 1,000	114 more per 1,000 (3 more to 343 more)
Restless feeling in legs (protocol outcome: specific withdrawal symptoms) during study weeks 1-4	357 (1 RCT)	⊕○○○ VERY LOW ^{a,b}	RR 1.22 (0.53 to 2.83)	83 per 1,000	18 more per 1,000 (39 fewer to 153 more)

Outcomes	№ of participants (studies) Follow up	Certainty of the evidence (GRADE)	Relative effect (95% CI)	Anticipated absolute effects	
				Risk with continuation of ADs	Risk difference with discontinuation of ADs
Muscle cramps, spasms, twitching (protocol outcome: specific withdrawal symptoms) during study weeks 1-4	357 (1 RCT)	⊕○○○ VERY LOW ^{a,b}	RR 1.17 (0.57 to 2.40)	111 per 1,000	19 more per 1,000 (48 fewer to 156 more)
Fatigue, tiredness (protocol outcome: specific withdrawal symptoms) during study weeks 1-4	357 (1 RCT)	⊕○○○ VERY LOW ^{a,b}	RR 1.15 (0.80 to 1.64)	333 per 1,000	50 more per 1,000 (67 fewer to 213 more)
Unsteady gait or incoordination (protocol outcome: specific withdrawal symptoms) during study weeks 1-4	357 (1 RCT)	⊕○○○ VERY LOW ^{a,b}	RR 3.66 (0.89 to 14.99)	28 per 1,000	74 more per 1,000 (3 fewer to 389 more)
Blurred vision (protocol outcome: specific withdrawal symptoms) during study weeks 1-4	357 (1 RCT)	⊕○○○ VERY LOW ^{a,b}	RR 0.80 (0.33 to 1.93)	83 per 1,000	17 fewer per 1,000 (56 fewer to 77 more)
Sore eyes (protocol outcome: specific withdrawal symptoms) during study weeks 1-4	357 (1 RCT)	⊕○○○ VERY LOW ^{a,b}	RR 1.60 (0.49 to 5.26)	42 per 1,000	25 more per 1,000 (21 fewer to 178 more)
Uncontrolled mouth/ tongue movements (protocol outcome: specific withdrawal symptoms) during study weeks 1-4	357 (1 RCT)	⊕○○○ VERY LOW ^b	RR 0.25 (0.04 to 1.76)	28 per 1,000	21 fewer per 1,000 (27 fewer to 21 more)
Problems with speech or speaking clearly (protocol outcome: specific withdrawal symptoms) during study weeks 1-4	357 (1 RCT)	⊕○○○ VERY LOW ^{a,b}	RR 1.09 (0.32 to 3.74)	42 per 1,000	4 more per 1,000 (28 fewer to 114 more)

Outcomes	№ of participants (studies) Follow up	Certainty of the evidence (GRADE)	Relative effect (95% CI)	Anticipated absolute effects	
				Risk with continuation of ADs	Risk difference with discontinuation of ADs
Headache (protocol outcome: specific withdrawal symptoms) during study weeks 1-4	357 (1 RCT)	⊕⊕○○ LOW ^a	not estimable	0 per 1,000	0 fewer per 1,000 (from 20 fewer to 20 more) ^c
Increased saliva in mouth (protocol outcome: specific withdrawal symptoms) during study weeks 1-4	357 (1 RCT)	⊕○○○ VERY LOW ^{a,b}	Peto OR 3.58 (0.56 to 23.01)	0 per 1,000	20 more per 1,000 (from 0 fewer to 50 more) ^c
Dizziness, light-headedness or sensation of spinning (protocol outcome: specific withdrawal symptoms) during study weeks 1-4	357 (1 RCT)	⊕⊕○○ LOW ^a	RR 3.24 (1.47 to 7.14)	83 per 1,000	187 more per 1,000 (39 more to 512 more)
Nose running (protocol outcome: specific withdrawal symptoms) during study weeks 1-4	357 (1 RCT)	⊕○○○ VERY LOW ^{a,b}	RR 1.09 (0.57 to 2.06)	139 per 1,000	13 more per 1,000 (60 fewer to 147 more)
Shortness of breath (protocol outcome: specific withdrawal symptoms) during study weeks 1-4	357 (1 RCT)	⊕○○○ VERY LOW ^{a,b}	RR 1.35 (0.40 to 4.50)	42 per 1,000	15 more per 1,000 (25 fewer to 146 more)
Chills (protocol outcome: specific withdrawal symptoms) during study weeks 1-4	357 (1 RCT)	⊕○○○ VERY LOW ^{a,b}	RR 0.63 (0.25 to 1.57)	83 per 1,000	31 fewer per 1,000 (63 fewer to 48 more)
Fever (protocol outcome: specific withdrawal symptoms) during study weeks 1-4	357 (1 RCT)	⊕○○○ VERY LOW ^{a,b}	RR 0.34 (0.12 to 0.94)	83 per 1,000	55 fewer per 1,000 (73 fewer to 5 fewer)

Outcomes	№ of participants (studies) Follow up	Certainty of the evidence (GRADE)	Relative effect (95% CI)	Anticipated absolute effects	
				Risk with continuation of ADs	Risk difference with discontinuation of ADs
Vomiting (protocol outcome: specific withdrawal symptoms) during study weeks 1-4	357 (1 RCT)	⊕○○○ VERY LOW ^{a,b}	RR 0.59 (0.16 to 2.22)	42 per 1,000	17 fewer per 1,000 (35 fewer to 51 more)
Nausea (protocol outcome: specific withdrawal symptoms) during study weeks 1-4	357 (1 RCT)	⊕○○○ VERY LOW ^{a,b}	RR 0.84 (0.47 to 1.52)	167 per 1,000	27 fewer per 1,000 (88 fewer to 87 more)
Diarrhoea (protocol outcome: specific withdrawal symptoms) during study weeks 1-4	357 (1 RCT)	⊕○○○ VERY LOW ^{a,b}	RR 1.57 (0.63 to 3.89)	69 per 1,000	40 more per 1,000 (26 fewer to 201 more)
Stomach cramps (protocol outcome: specific withdrawal symptoms) during study weeks 1-4	357 (1 RCT)	⊕○○○ VERY LOW ^{a,b}	RR 1.31 (0.52 to 3.30)	69 per 1,000	22 more per 1,000 (33 fewer to 160 more)
Stomach bloating (protocol outcome: specific withdrawal symptoms) during study weeks 1-4	357 (1 RCT)	⊕○○○ VERY LOW ^{a,b}	RR 1.52 (0.61 to 3.77)	69 per 1,000	36 more per 1,000 (27 fewer to 192 more)
Unusual visual sensations (protocol outcome: specific withdrawal symptoms) during study weeks 1-4	357 (1 RCT)	⊕○○○ VERY LOW ^{a,b}	RR 0.61 (0.22 to 1.67)	69 per 1,000	27 fewer per 1,000 (54 fewer to 47 more)
Burning, numbness (protocol outcome: specific withdrawal symptoms) during study weeks 1-4	357 (1 RCT)	⊕○○○ VERY LOW ^{a,b}	RR 2.40 (0.57 to 10.07)	28 per 1,000	39 more per 1,000 (12 fewer to 252 more)

Outcomes	№ of participants (studies) Follow up	Certainty of the evidence (GRADE)	Relative effect (95% CI)	Anticipated absolute effects	
				Risk with continuation of ADs	Risk difference with discontinuation of ADs
Unusual sensitivity to sound (protocol outcome: specific withdrawal symptoms) during study weeks 1-4	357 (1 RCT)	⊕○○○ VERY LOW ^{a,b}	RR 0.40 (0.16 to 0.99)	97 per 1,000	58 fewer per 1,000 (82 fewer to 1 fewer)
Ringing or noises in the ears (protocol outcome: specific withdrawal symptoms) during study weeks 1-4	357 (1 RCT)	⊕○○○ VERY LOW ^{a,b}	RR 0.91 (0.35 to 2.37)	69 per 1,000	6 fewer per 1,000 (45 fewer to 95 more)
Unusual tastes or smells (protocol outcome: specific withdrawal symptoms) during study weeks 1-4	357 (1 RCT)	⊕○○○ VERY LOW ^{a,b}	RR 2.27 (0.29 to 17.66)	14 per 1,000	18 more per 1,000 (10 fewer to 231 more)

a. Downgraded by 1 increment if the evidence was at high risk of bias and by 2 increments if the evidence was at very high risk of bias. For the total number of emergent DESS symptoms, 43.8% of the evidence was at very high risk of bias, and 56.2% of the evidence was at low risk of bias.

b. Downgraded by 1 increment if the confidence interval crossed 1 MID and by 2 increments if the confidence interval crossed 2 MIDs. MID for dichotomous outcomes was 0.8 and 1.25

c. Absolute effect calculated from the risk difference due to zero events in one or both arms

Table 13: Clinical evidence summary: SSRI antidepressants: withdrawal from SSRI antidepressants vs continuation on SSRI antidepressants

Outcomes	№ of participants (studies) Follow up	Certainty of the evidence (GRADE)	Relative effect (95% CI)	Anticipated absolute effects	
				Risk with no withdrawal of SSRIs	Risk difference with discontinuation of SSRIs
Total no. of emergent DESS symptoms (protocol outcome: intensity of withdrawal symptoms at 2 weeks post-abrupt-discontinuation)	104 (2 RCTs)	⊕⊕○○ LOW ^b	-	The mean total no. of emergent DESS symptoms was 0	MD 0.69 higher (0.16 higher to 1.22 higher)
Rebound: return to a MADRS score equal to or higher than the original score at the entry of the acute treatment	104 (1 RCT)	⊕⊕○○ LOW ^b	RR 0.71 (0.07 to 7.58)	33 per 1,000	10 fewer per 1,000

Outcomes	№ of participants (studies) Follow up	Certainty of the evidence (GRADE)	Relative effect (95% CI)	Anticipated absolute effects	
				Risk with no withdrawal of SSRIs	Risk difference with discontinuation of SSRIs
study (protocol outcome: specific withdrawal symptom 2 weeks post-abrupt-discontinuation)					(30 fewer to 216 more)
Discontinuation Emergent Signs and Symptoms (DESS) score of ≥ 4 (protocol outcome: intensity of withdrawal symptoms at 2 weeks post-abrupt-discontinuation)	371 (1 RCT)	⊕○○○ VERY LOW ^{a,b}	RR 2.03 (1.13 to 3.66)	79 per 1,000	81 more per 1,000 (10 more to 210 more)

a. Downgraded by 1 increment if the evidence was at high risk of bias and by 2 increments if the evidence was at very high risk of bias.

b. Downgraded by 1 increment if the confidence interval crossed 1 MID and by 2 increments if the confidence interval crossed 2 MIDs. MID for dichotomous outcomes was 0.8 and 1.25. For continuous outcomes (DESS score) the MID was calculated as 1.75 (0.5*SD for the final value score for the control group used (as baseline values not available; final value control group SD only available for Montgomery 2004)

1.1.6.5.2 Withdrawal from antidepressants vs withdrawal from placebo

Table 14: Clinical evidence summary: other antidepressant class: withdrawal from other antidepressants vs withdrawal from placebo

Outcomes	No of participants (studies) Follow up	Certainty of the evidence (GRADE)	Relative effect (95% CI)	Anticipated absolute effects	
				Risk with withdrawal from placebo	Risk difference with withdrawal from ADs
Withdrawal symptoms during discontinuation (protocol outcome: any withdrawal symptom during the discontinuation period)	1828 (6 RCTs)	⊕○○○ VERY LOW ^{a,c}	RR 1.53 (1.26 to 1.87)	145 per 1,000	77 more per 1,000 (38 more to 126 more)
Withdrawal symptoms (protocol outcome: any withdrawal symptom at 3 days after discontinuation of treatment)	18 (1 RCT)	⊕⊕○○ LOW ^{a,b}	RR 3.50 (0.98 to 12.48)	222 per 1,000	556 more per 1,000 (4 fewer to 2,551 more)
Headache as a DEAE (protocol outcome: specific withdrawal symptom during the discontinuation period)	375 (1 RCT)	⊕○○○ VERY LOW ^{a,b,d}	RR 1.72 (0.90 to 3.30)	70 per 1,000	51 more per 1,000 (7 fewer to 162 more)
Insomnia as a DEAE (protocol outcome: specific withdrawal symptom during the discontinuation period)	375 (1 RCT)	⊕○○○ VERY LOW ^{a,b,d}	RR 1.15 (0.53 to 2.50)	59 per 1,000	9 more per 1,000 (28 fewer to 89 more)
Nausea as a DEAE (protocol outcome: specific withdrawal symptom during the discontinuation period)	375 (1 RCT)	⊕⊕○○ LOW ^{a,d}	RR 2.92 (1.41 to 6.04)	49 per 1,000	93 more per 1,000 (20 more to 245 more)
Dizziness as a DEAE (protocol outcome: specific withdrawal symptom during the discontinuation period)	205 (1 RCT)	⊕○○○ VERY LOW ^{a,b,e}	RR 2.32 (0.60 to 9.01)	27 per 1,000	36 more per 1,000 (11 fewer to 218 more)
Mild adverse events (protocol outcome: intensity of withdrawal symptoms at mean 5 days after discontinuation of treatment)	18 (1 RCT)	⊕○○○ VERY LOW ^{a,b}	-	The mean number of mild adverse events was 0.2	MD 1.5 higher (0.49 higher to 2.51 higher)

Outcomes	№ of participants (studies) Follow up	Certainty of the evidence (GRADE)	Relative effect (95% CI)	Anticipated absolute effects	
				Risk with withdrawal from placebo	Risk difference with withdrawal from ADs
Moderate adverse events (protocol outcome: intensity of withdrawal symptoms at mean 5 days after discontinuation of treatment)	18 (1 RCT)	⊕○○○ VERY LOW ^{a,b}	-	The mean number of moderate adverse events was 0.2	MD 0.9 higher (0.55 lower to 2.35 higher)

a. Downgraded by 1 increment if the evidence was at high risk of bias and by 2 increments if the evidence was at very high risk of bias. For the withdrawal symptoms during discontinuation outcome, the majority of the evidence was at very high risk of bias.

b. Downgraded by 1 increment if the confidence interval crossed 1 MID and by 2 increments if the confidence interval crossed 2 MIDs. MID for dichotomous outcomes was 0.8 and 1.25. For continuous outcomes the MID was calculated as 0.2 for number of mild adverse events and 0.35 number of mild adverse events (0.5* control group SD final value).

c. in 3/6 studies, participants in the placebo groups had previously been taking active medication; in 4/6 studies it was unclear if placebo was withdrawn or not during the taper phase

d. participants in the placebo groups had previously been taking active medication

e. unclear if placebo was withdrawn or not during the taper phase

See Appendix F for full GRADE tables

1.1.7 Economic evidence

1.1.7.1 Included studies

No health economic studies were included.

1.1.7.2 Excluded studies

No relevant health economic studies were excluded due to assessment of limited applicability or methodological limitations.

See also the health economic study selection flow chart in Appendix C section C.3.

1.1.8 Summary of included economic evidence

None.

1.1.9 Economic model

This area was not prioritised for a new cost-effectiveness analysis.

1.1.10 Evidence statements

1.1.10.1 Economic

- No relevant economic evaluations were identified.

1.2 Qualitative

1.2.1 Qualitative evidence

1.2.1.1 Included studies

Nineteen qualitative studies were included in this review; 6 for opioids, 4 for benzodiazepines and 9 for antidepressants;^{31, 46, 67, 69, 117, 188, 216, 235, 272, 386, 471, 508, 514, 532, 633, 704, 705, 716, 722} these are summarised in Table 15 below. Key findings from these studies are summarised in the clinical evidence summaries below (Table 16 to Table 19). See also Appendix F section F.2 (Table 30 to Table 59

Table 59: Summary of evidence: Antidepressants: Review finding 14) for full qualitative evidence tables. See also the study selection flow chart in section C.2 of Appendix C, study evidence tables in Appendix E section E.2 and excluded studies lists in Appendix I section I.2.

The majority of studies across drug classes used semi-structured interviews and included a mixed population of chronic prescribed medicine users who were either currently receiving the medicines, currently tapering off the medicines or who had completed tapering.

There were 6 studies conducted in the UK and 4 in the USA. Studies were also conducted in Australia, Canada, Ireland, the Netherlands, New Zealand, South Africa and Sweden.

No relevant studies relating to the use of Z-drugs or gabapentinoids were identified.

1.2.1.2 Excluded studies

More details on excluded studies can be found in Appendix I.

1.2.2 Summary of studies included in the qualitative evidence

Table 15: Summary of studies included in the evidence review

Study	Design	Population	Research aim	Comments
Opioids				
Frank 2016 ²¹⁶	Semi-structured interviews and thematic analysis	Adult primary care patients who were currently or had previously been, on chronic opioid therapy n=24 Mean age 52 years (range 31-73 years) Colorado, USA	To explore patients' perspectives on opioid tapering.	Status of opioid therapy: 6 participants (25%) were on chronic opioid therapy and not tapering, 12 (50%) were currently tapering opioid therapy, and 6 (25%) had discontinued opioid therapy.
Goesling 2019 ²³⁵	Semi-structured focus-groups and thematic analysis.	Adults, with a history of taking opioids every day for 3 months or longer and no current opioid use N=24 (formed 4 focus groups) Mean age (SD) for participants forming the focus groups is not provided; mean age (SD) of n=49 participants included in the wider mixed-method study was 49.3 (10.2) years. Michigan, USA	To identify themes pertaining to former opioid user's experiences before, during, and after opioid cessation	The qualitative focus groups were part of a mixed-method study (n=49) also using quantitative survey data to explore the study aim.

Study	Design	Population	Research aim	Comments
Henry 2019 ²⁷²	Focus groups (n=21 participants) and follow-up interviews (with n=7 of participants from the focus groups) with grounded theory analysis.	Adults with chronic back or neck pain in different stages of opioid tapering n=21 Mean age: 58 years. USA	To gain insight into patient experiences with opioid tapering by conducting focus groups and individual interviews with patients suffering from chronic neck and/or back pain.	Status of opioid therapy: 14 had recently completed an opioid taper (with 4 no longer taking opioids); 4 were in the process of tapering and 3 had discussed tapering but had not made changes Of the 7 patients who completed interviews, 4 had completed tapering, 2 were currently tapering, and 1 had been recommended to taper.
Scott 2020 ⁶³³	Mixed methods study involving semi-structured interviews and thematic analysis	Long-term opioid users receiving ≥ 3 opioid prescriptions in a 3-month period, who had taken opioids ≥ 3 months n=34 Mean age (SD): 51 (10) years Interviews were conducted with 18 service users. UK	To evaluate a one-to-one pain review service (based in two GP practices) and its potential impact on opioid use, health and wellbeing outcomes and quality of life (QoL), and to help inform future service provision.	Status of opioid therapy: out of the total sample, 3 were no longer taking opioids at the end of the study and 4 had reduced their opioid dose; unclear if and how many of those were interviewed. 17/34 (50%) receiving codeine; 10/34 (29.4%) tramadol. Back pain was the most common reported reason for prescription (9/32, 28.1%) Many service users were also taking other medication at baseline including benzodiazepines 12/34 (35.3%), amitriptyline 12/34 (35.3%), SSRIs 8/34 (23.5%), gabapentin 7/34 (20.6%) but paper is only relevant to opioid withdrawal

Study	Design	Population	Research aim	Comments
Van Hout 2017 ⁷⁰⁵	In-depth interviews and Empirical Phenomenological Psychological five-step method analysis.	<p>Adult codeine misusers and dependents</p> <p>n=25</p> <p>Mean age (range) 43 (21 to 74) with 67% (n=15) aged between 30-49 years</p> <p>n=20 admitted misusing codeine within the last 12 months and n=13 (52%) scored 10 or above on the severity of dependence screener (a five-item questionnaire with score over 5 indicating dependence use in the past 12 months)</p> <p>South Africa</p>	To gain an understanding of unique individual and collective experiences of trajectories of codeine misuse and dependence in South Africa.	<p>Excluded individuals reporting codeine use within accepted medical guidelines, but paper reports that initially for many participants codeine use was appropriate and for legitimate reasons, prescribed or over the counter to manage discrete episodes of pain. 'Many' were reported to be taking codeine-based medications to manage physical pain as a result of a chronic condition such as arthritis and severe headaches or to relieve pain (acute or chronic) following surgical interventions.</p> <p>Moderate concerns over applicability: 'A number' of participants had a history of illicit drug use such as heroin, cannabis, cocaine and ecstasy. Some used codeine in combination with alcohol with a small number of female participants combining with diet pills.</p>
Van Hout 2018 ⁷⁰⁴	In-depth interviews and Empirical Phenomenological Psychological five-step method analysis.	<p>Adult codeine misusers and dependents both actively using, in treatment and recovery</p> <p>n=21</p>	To gain an understanding of individual and collective experiences of codeine use, pathways to misuse and dependence and experiences of treatment services in Ireland following the introduction of such guidelines for the safe supply	N=18 (86%) participants reported codeine-based medications (e.g., Solpadol, Nurofen Plus or Solpadeine) with n=1 reporting heroin and n=1 reporting distalgesic; n=13 (62%) reported Nurofen plus was their primary drug of use.

Study	Design	Population	Research aim	Comments
		<p>Mean age (range): 39 (26 to 62)</p> <p>n=15 admitted using codeine within the last 12 months with majority scoring 10 or above (80%, n=12) in the SDS (score over 5 indicating dependence use in the past 12 months)</p> <p>Ireland</p>	of over-the-counter codeine-based products.	Moderate concerns over applicability due to some participants combining codeine with illicit drug use and currently being on methadone maintenance (n=14) or suboxone (n=3) Study included as all participants were current or past codeine users regardless of any additional drugs use.
Benzodiazepines				
Barter 1996 ⁶⁷	Semi-structured interviews and qualitative analysis (grounded theory)	<p>Elderly patients who had received a benzodiazepine prescription for hypnotic use continuously for a minimum of one year</p> <p>n=11</p> <p>Mean age: not stated</p> <p>UK</p>	To gain an understanding of why patients continue to use benzodiazepines using a semi-structured interview technique and by comparing to non-benzodiazepine users.	Status of benzodiazepine therapy: currently prescribed temazepam: (n=5), nitrazepam (n=3), diazepam (n=2), lormetazepam (n=1)
North 1995 ⁴⁷¹	Semi-structured interviews and qualitative analysis (not specified)	Two groups of long-term benzodiazepine users (n=22): community-based benzodiazepine users (n=15) and members of a self-help group (n=7) from TRANX (a tranquilizers self-help group for those wanting to withdraw from benzodiazepines)	To gain an understanding of the reasons benzodiazepines continue to be used, and the relationships users have formed with their medication using in-depth interviews.	Status of benzodiazepine therapy: n=8 had experienced or were experiencing withdrawal under supervision (7 of these were members of TRANX).

Study	Design	Population	Research aim	Comments
		<p>Mean age (range): 61 (34-82)</p> <p>All were anxiolytic and/or hypnotic users</p> <p>New Zealand</p>		
Parr 2006 ⁵¹⁴	Semi-structured interviews and qualitative analysis (Consensual Qualitative Research approach)	<p>GPs (n=28); users of benzodiazepine s</p> <p>n=23</p> <p>Mean age (range): 50 (25-79) years</p> <p>Users had at some time been prescribed daily benzodiazepine s for 3 months or more.</p> <p>For the purpose of this review, in line with the protocol, only findings reported by benzodiazepine users are extracted, not the GPs.</p> <p>Australia</p>	To gain more detailed understanding of perceptions relating to starting, continuing and stopping benzodiazepine use and examine the degree of similarities between these perceptions.	Status of benzodiazepine therapy: 52% reported they had stayed on the dose originally prescribed by their doctor; 6 (26%) were currently prescribed benzodiazepine s for panic attacks, nerves, sleeping problems, anxiety, obsessive-compulsive behaviour or because they were addicted to them.
Voyer 2004 ⁷²²	'Directive' interviews & inspection of medication containers; qualitative analysis method not reported.	<p>Long-term (minimum 6-months) elderly users of benzodiazepines</p> <p>n=45</p>	To elicit descriptions of dependence from elderly long-term users of benzodiazepines that might reveal potential indicators of dependence other than long-	Status of benzodiazepine therapy: 75% were prescribed benzodiazepines on an 'as needed' basis.

Study	Design	Population	Research aim	Comments
		<p>Mean age (SD): 79 (7.1) years</p> <p>Canada</p>	<p>term use (defined as six months or longer).</p>	<p>Psychotropic polypharmacy was notable, with 28.8% of the sample prescribed two or more drugs (more than one benzodiazepine or antidepressant); N=9 (20%) received concomitant prescriptions of antidepressants</p> <p>Moderate concerns over applicability: benzodiazepines included: clonazepam, lorazepam (n=18), oxazepam, temazepam which met the protocol but also alprazolam, bromazepam, flurazepam which were not part of the agreed guideline medicine list, but percentage of people prescribed each drug is not given. In line with the protocol the study is included and downgraded for concerns over applicability.</p>
Antidepressants				
Anderson 2013 ³¹	Supplementary (i.e., in-depth) secondary analysis of narrative interviews.	<p>People with different types of depression and treatment experiences</p> <p>n=80</p> <p>42 adults and 38 young people (age range 16-75).</p> <p>UK</p>	<p>To examine patient and health professional understanding of what it is like to use antidepressants from initiation of therapy and to determine factors which influence decisions about adherence to antidepressants in terms of perceived outcomes and determining factors that influenced their views.</p>	<p>Strata: mixed/unclear antidepressants Interviews were part of the Healthtalkonline database and were conducted in the University of Oxford as part of a primary study.</p> <p>The Healthtalkonline project uses narrative interviews to explore health and social care issues.</p>

Study	Design	Population	Research aim	Comments
Avery 2011 ⁴⁶	Mixed methods (HTA) A purposive sample was taken from a range of different categories of Yellow Card reports. Extracts were quoted verbatim. A range of extracts from Yellow Card Reports were used to illustrate the findings, representing different patients, reactions and drugs. A number of major categories arose from the content analysis, and these informed the in-depth qualitative analysis.	Patient reports of suspected adverse drug reactions reported to the yellow card scheme. n=270 Mean age (SD) 44.2 (1.61) years UK	To evaluate patient reporting of suspected ADRs to the YCS (Yellow card scheme) in the UK by assessing the pharmacovigilance contribution of patient reports.	Study included reports on the following antidepressants (Paroxetine, citalopram, sertraline, venlafaxine). Only findings for relevant drugs from the HTA are reported in this review, and only responses relevant to withdrawal symptoms.
Bayliss 2015 ⁶⁹	Semi structured interview about experiences. (thematic analysis)	Adults who had received treatment with antidepressant medication and CBT for depression. n=12 Mean age (calculated): 43.83 (range:22-56) years UK	To develop a preliminary model of the experiences of people undergoing combined treatment with antidepressant medication and cognitive-behavioural therapy (CBT) for depression.	Patient experiences with antidepressants only have been reported in this review.
Cartwright 2018 ¹¹⁷	Telephone interviews (unclear if structured or semi-structured) and thematic analysis	Women who had been prescribed and used antidepressants in the previous five years n=50	To understand how the experiences of using antidepressants and engaging in other activities and practices promote or diminish women's sense of agency in regard to their recovery.	Strata: mixed/unclear antidepressants Status of antidepressant therapy: n=35 were still using antidepressants at the time of the interview and n=15 were not.

Study	Design	Population	Research aim	Comments
		Mean age (range): 44.5 (27 to 62 years) New Zealand		Women had originally taken part in a large anonymous online survey about antidepressant and the current study included a range of women from the three groups: reporting positive (n=23), negative (n=4) and mixed experiences (n=22) of antidepressants, including participants who had been on antidepressants in the short, medium and long term.
Eveleigh 2019 ¹⁸⁸	Semi-structured interviews and thematic analysis	People on long-term antidepressant treatment without a current indication (no psychiatric diagnosis) n= 16 Mean age (range) 57 (women: 31-76; men: 51-79) years Netherlands	To explore the attitudes of patients, who are using antidepressants long term without a proper current indication, towards the discontinuation of these drugs, and to explore their attitudes towards the discontinuation advice they received when participating in an RCT.	Strata: mixed (SSRI, tricyclics and other) antidepressants Participants were recruited from the intervention group of a cluster-RCT. As part of the intervention, they had been provided advice to stop antidepressants. n=7 participants intended to comply with the discontinuation advice during the RCT and n=5 of these actually discontinued during or after the RCT.
Leydon 2007 ³⁸⁶	Face-to-face semi-structured qualitative interviews with thematic analysis	People taking SSRIs n=17 UK	To explore patient experiences of and beliefs about their long-standing SSRI use and understand the barriers and facilitators to discontinuation.	Strata: SSRIs Seven participants described this as their first and only episode of depression. Of the rest, six talked in terms of previous distinct episodes, while four described their depression as 'ongoing' or 'long term'.

Study	Design	Population	Research aim	Comments
Papp 2018 ⁵⁰⁸	<p>Qualitative analysis of unsolicited posts on mental health website: Mental Health Daily</p> <p>The paper also includes quantitatively analysed data from the qualitative responses, but only qualitative findings have been extracted.</p>	<p>N=595 posts on a website, generated between December 2014 and December 2016, made anonymously and with no discernible demographic information.</p> <p>USA</p>	<p>To gather information as reported spontaneously by internet users about the specific symptoms experiences while having brain zaps.</p>	<p>Mixed strata: SSRIs & other antidepressants (60% SSRI's; 37.1% other antidepressants; 2.7% bupropion not meeting guideline medicine list)</p> <p>Mental Health Daily is a popular website devoted to a myriad of mental health issues, that contains a forum dedicated to posting about brain zaps.</p> <p>The most frequently reported action preceding brain zaps was abrupt stopping (39.9%), followed by tapering (25.7%) and skipping doses (12.5%).</p> <p>Moderate concerns about applicability due to a lack of sufficient information on the characteristics of peopled from which the information emerged and the data being unverified due to the nature of the source (anonymous posts on mental health website).</p>
Pestello 2008 ⁵³²	<p>Analysis of postings on a health-related website.</p> <p>Themes for analysis were derived inductively through a grounded theory approach.</p>	<p>People posting details of side effects, and withdrawal symptoms on a website.</p> <p>n=277</p> <p>Mean age not reported.</p>	<p>To examine the experience of taking antidepressant medications and the impact on the sense of self.</p>	<p>Population details/characteristic not reported.</p>

Study	Design	Population	Research aim	Comments
		Country not specified.		
Vilhelmsson 2012 ⁷¹⁶	Content analysis of free text comments from consumer reports	<p>People reporting adverse drug reactions to antidepressant medications</p> <p>n=181 consumer reports)</p> <p>Mean age not reported</p> <p>Sweden</p>	To qualitatively analyse the free text comments appended to consumer reports on antidepressant medication.	<p>Mixed strata: SSRIs (66.4%) & other antidepressants</p> <p>The antidepressants most reported for a diagnosis of depression were Sertraline (23.8%), Citalopram (23.8%), Venlafaxine (23.2%), Mirtazapine (10.5%), Paroxetine (7.7%), Escitalopram (6.1%) and Fluoxetine (5.0%).</p> <p>Minor concerns about applicability due to participants being limited to people experiencing adverse drug reactions.</p> <p>The majority of findings have been synthesised within the SSRI stratum as quotes used to illustrate them in the paper were from people on SSRIs.</p>

See **section E.2.** of Appendix E for full evidence tables.

1.2.3 Summary of the qualitative evidence

Table 16: Review findings: Opioids

Main findings	Statement of finding
Worsening of symptoms for which the medication was prescribed ^{235, 272}	Ones' original symptoms such as back pain can get worse with tapering
Fluctuations/ variability in withdrawal symptoms ²⁷²	Symptoms experienced during tapering such as pain and the need for opioids fluctuated from day to day, getting better or worse.
Fear of pain exacerbation and loss of function ^{216, 272, 704}	The experience of fear of worse pain and loss of function associated with past opioid withdrawal was central in the experience of tapering and warranted management as it could lead to an exacerbation of pain or prevent future tapering attempts.
Increased pain levels and headaches ^{272, 633, 704, 705}	Increased physical pain including headaches, cramps, pain in the legs and arms was experienced by people as a result of opioid (including codeine) reduction, the intensity of which could often vary from physical discomfort to 'screaming pain' depending on adherence to the tapering plan.
Gastrointestinal problems ^{216, 272, 704}	People tapering off opioids and codeine misusers and dependents reported withdrawal symptoms including stomach sickness or pain, emesis, vomiting, diarrhoea and loss of appetite which were described as very unpleasant, and in some cases supported continued use.
Sweating, 'cold shakes', fever ^{216, 235, 633, 704, 705}	People tapering off opioids including codeine experienced sweating, 'cold shakes', cold and hot sweats, and fever.
Sleep problems ^{704, 705}	Experiencing insomnia and disturbed sleep patterns were barriers to stopping codeine misuse.
Mood problems ^{235, 704, 705}	Long-term opioid users and codeine misusers and dependents reported psychological pain, fear, crying, self-pity, irritability, anxiety attacks, aggression and feeling very agitated, which appeared to contribute to sustained misuse or needed separate management with medication.
Cravings ^{704, 705}	Codeine misusers and dependents experienced strong cravings, with some resorting to illicit drugs (cannabis) to manage them, which often led to relapses whereas using drugs that acted on cravings to treat dependence (suboxone) were reported to lead to instant stopping.
Duration of withdrawal symptoms ²⁷²	Withdrawal symptoms could last from weeks to months or could persist a year after stopping opioids.
Little or no withdrawal symptoms ^{216, 705}	Some people described little or no opioid withdrawal symptoms during tapering.

Table 17: Review findings: Benzodiazepines

Main findings	Statement of finding
Return of the original symptoms for which the medication was prescribed ^{67, 471, 514, 722}	Participants reported a return of their original symptoms of insomnia or anxiety following attempts to reduce or stop their benzodiazepine use, that persisted

Main findings	Statement of finding
	a month after stopping or were relieved only by restoring the initial dose or made stopping undesirable, an inability to function or cope with their ongoing mental health problems.
Worry as part of withdrawal ^{67, 514, 722}	Benzodiazepine withdrawal evoked feelings of worry and burden with people wishing to keep some benzodiazepines for psychological reasons, to have just in case.
Intensity of withdrawal symptoms ^{67, 471, 514}	Several, particularly those on rapid withdrawal experienced adverse withdrawal symptoms including chest pain and hang-over effects, with the intensity of the symptoms during past attempts to reduce use, leading to an inability to cease benzodiazepines or to taking other medication to cope.
Disturbed dreams ⁶⁷	A number of elderly participants experienced what they called 'disturbed dreams' after stopping benzodiazepines which appeared to impact their daily life.
Lack of withdrawal symptoms ^{67, 471}	Several people prescribed hypnotic and/or anxiolytic benzodiazepines, including people who had stopped receiving prescriptions for several months or periods at a time over the years, did not experience problems when stopping or slowly reducing their medicines.

Table 18: Review findings: Antidepressants (mixed/unclear)

Main findings	Statement of finding
Severity of withdrawal symptoms ^{46, 117, 508}	People experienced severe withdrawal symptoms, also in the period between prescriptions, which were sometimes experienced as debilitating, resulted in feeling out of control, regretting stopping and recontinuing antidepressants.
Fear of discontinuation ^{69, 117, 188}	People became overwhelmed by fears and worries as a result of antidepressant discontinuation, that were fuelled by past negative experiences of discontinuation attempts and contributed to attributions about their lifelong need for medication despite wanting to discontinue.
Dizziness, nausea and loss of appetite ^{46, 532}	People on venlafaxine experienced nausea and dizziness during discontinuations and after stopping, accompanied by loss of appetite and abdominal pain (in one person).
Increase in negative emotions ^{69, 117, 188}	People reported an inability to regulate emotions without the medicine, feeling depressed, anxious, tearful, increased feelings of loneliness and abandonment during discontinuation, which sometimes led to restarting the medicines, contributing to further negative feelings about themselves.
Strange sensation in the head ^{31, 46, 117, 508, 532}	People reported experiencing strange withdrawal symptoms that included 'electric shock-like sensations' in the brain, a head buzz or brain zap that often persisted after stopping the medicine and were sometimes accompanied by vertigo or associated with making a rapid muscle movement.

Table 19: Review findings: Antidepressants (SSRIs)

Main findings	Statement of finding
Severity of withdrawal symptoms ^{46, 386, 532}	People experienced severe withdrawal symptoms, the unpleasantness of which was comparable to the initial depressive symptoms, often led to feelings of regret about trying to stop, relapse and prevented future discontinuation attempts contributing to sustained use.
Fear of discontinuation and relapse ^{386, 716}	People experienced fear about the process of discontinuation, about discontinuation symptoms and the consequences of stopping which was thought to potentially lead to relapse of depression and was often driven by past attempts to stop; this fear sometimes ultimately prevented discontinuation.
Suicidal thoughts ⁴⁶	Both paroxetine and citalopram users experienced persistent suicidal thoughts during withdrawal from antidepressants with some having made multiple suicide attempts; these were also experienced during dose reductions.
Nausea and dizziness ^{46, 532}	People coming off paroxetine experience nausea and dizziness
Insomnia ⁴⁶	Insomnia was one of the withdrawal symptoms experienced since starting to reduce antidepressants.
Psychiatric adverse reactions ^{46, 532, 716}	People experienced unmanageable stress, excessive anxiety that were much higher to pre-antidepressant levels, irrational fears (e.g., fear of dying), panic attacks, became violent towards the self or others since beginning discontinuation or particularly after a significant dose reduction (e.g., to 10mg) which were interpreted as withdrawal symptoms by patients but often as relapse/recurrence of depression indicating the need for continued treatment by doctors.
Changes in mood ⁴⁶	Sudden changes in mood and crying were experienced since beginning to reduce the medicine but also after a significant reduction in dose.
Other bodily symptoms ^{46, 386}	Since beginning to reduce their medicine people experienced symptoms including agitation, sweating and palpitations but also flu-like symptoms including debilitating tiredness, headaches, aching joints and muscles particularly (5 weeks) after dropping the antidepressant dose.
Onset of withdrawal symptoms ^{386, 716}	The onset of withdrawal symptoms was not until 3-5 days after the discontinuation attempt (involving reducing and stopping antidepressants).

See Appendix F section F2 for full qualitative evidence tables.

1.2.3.1 Narrative summary of review findings: Opioids

Review finding 1: Worsening of symptoms for which the medication was prescribed

People experienced worsening pain symptoms when they tapered their opioid use. One participant stated, "My pain was much worse because they really did work for me pain wise". More time was spent on trying different procedures, surgeries or medications when an effective treatment could not be found. Worsening of pain without an alternative treatment impacted mood for some people. A patient tapering off opioids after having trouble finding a primary care clinician willing to prescribe them after his original clinicians' retirement, reported his back pain was getting worse and wished to have another prescription of opioids.

Explanation of quality assessment: minor concerns over methodological limitations due to the potential influence of the researcher on the findings not being discussed in 2 studies and minor possibility of selection bias in patients interviewed in the one study; no concerns about coherence; no concerns over relevance; serious concerns about adequacy with the finding emerging from limited information from 2 studies. Overall assessment of confidence was low due to the concerns over methodological limitations and adequacy.

Review finding 2: Fluctuations/ variability in withdrawal symptoms

People who had recently completed tapering or were currently tapering off opioids experienced tapering as dynamic because their pain and perceived need for opioids varied from day to day and because their pain was frequently affected (either positively or negatively) by changes in their social relationships and emotional state. Patients repeatedly emphasised that tapering requires planning and sustained effort, that 'it's a process' and involves going through a lot of different changes', that requires patients to adjust and recalibrate in response to these changes. When asked how she would advise others about tapering, one patient said, 'it's just that pain changes, it doesn't stay the same, there's constant change. It may take a while for it to change, it may get worse, it may get better'.

Explanation of quality assessment: minor concerns over methodological limitations due to the potential influence of the researcher on the findings not being discussed and the minor possibility of selection bias in patients interviewed in the contributing study; no concerns about coherence; no concerns over relevance; minor concerns about adequacy with sufficient information to support the theme but coming from one study. Overall assessment of confidence was moderate due to the concerns over methodological limitations and adequacy.

Review finding 3: Fear of pain exacerbation, withdrawal, and loss of function

Fear emerged as a uniquely powerful emotion affecting both patients' willingness to taper and the overall tapering experience of people who had completed or were tapering off opioids and those who had discussed tapering. Most patient fears involved the possibility of worse pain and withdrawal owing to decreased opioids. For most patients, the prospect of tapering evoked fears involving a mix of pain, withdrawal, and loss of function, with one participant reporting 'I don't want to be in that situation again'. One patient described inchoate fear after a clinician refused to refill her oxycodone. Fears of addiction and overdose were less prominent than fears of pain and withdrawal. Managing emotions during tapering mostly entailed managing the fears of pain and loss of function. One patient noted that having fewer pills heightened the fears of uncontrollable pain, which required her to expend more energy controlling these fears. 'I have the side effect of obsessing about how many (pills) I have'. Failure to control one's fear often made the pain worse with one patient particularly reporting: 'I would start to feel the pain coming on and it would be like my mind would say, 'Oh my god, you're going to... it's like this fear of the worst pain you ever had and it literally almost makes it manifest'

Past experiences of opioid withdrawal produced fear and anxiety about future opioid tapering or discontinuation, with some reporting getting 'so sick not having' the drugs and feeling very insecure.

Despite becoming aware of habit-forming use and harm, people actively misusing codeine described they were unable to stop with fears around existing pain conditions underpinning difficulties in ceasing use.

Explanation of quality assessment: minor concerns over methodological limitations with nothing to lower our confidence in one study, minor concerns in one study due to the potential influence of the researcher not being discussed and minor possibility of selection bias in patients interviewed, due to the influence of the researcher not being discussed in

one study; no concerns about coherence; moderate concerns over relevance with moderate concerns in one study due to some participants combining codeine with illicit drug use and currently being on methadone maintenance potentially for withdrawal of other medicines which could influence their experience of codeine withdrawal or whose experience may differ from that of people not on methadone maintenance but no concerns in two studies and fear over withdrawal potentially not being an actual withdrawal symptom despite having been explicitly reported as such (in one study²⁷²); no concerns about adequacy with sufficient information to support the theme. Overall assessment of confidence was low due to minor methodological limitations and moderate concerns over relevance.

Review finding 4: Increased pain levels and headaches

People who had recently completed opioid tapering or were currently tapering reported withdrawal side effects, including increased pain levels and headaches as a result of reducing opioids. Some reported they had to continuously exert self-control to balance their immediate desire for pain relief against their fear of worse pain or withdrawal if they ran out of opioids in the future. Physical discomfort relating to pain was reported as a result of sticking to the tapering plan, whereas 'screaming pain' and headaches were reported where people were taking too much medication one day or for a few weeks and not having enough for the next day or final week of the month.

Codeine misusers and dependents also reported experiencing unpleasant withdrawal symptoms that included pain in the legs, arms and stomach and 'blinding' headaches, which supported continued use of codeine.

Explanation of quality assessment: minor concerns over methodological limitations with moderate concerns in one study due to role of the researcher not being discussed and limited relevance of the study aim to the review topic with very limited information to contribute to the review, but minor concerns in the other 3 contributing studies due to the potential influence of the researcher on the findings not being discussed in 3 studies and also minor possibility of selection bias in patients interviewed in one study; no concerns about coherence; moderate concerns over relevance due to moderate concerns across the majority of contributing studies due to some participants combining codeine with illicit drug use in 2 studies and with participants in one study being pain service users receiving an individually tailored one-to-one tapering program whose experience of withdrawal may differ to that of people with no access to similar support; no concerns about adequacy with sufficient information from four studies to support the theme. Overall assessment of confidence was low due to the methodological limitations and concerns over relevance identified.

Review finding 5: Gastrointestinal problems

Patients reported that tapering off opioids often required them to expend more effort adjusting their habits and opioid consumption to maintain functionality. They noted that managing opioids became more difficult as tapering progressed with one particularly reporting getting stomach sickness by delaying the opioid dose by an hour.

Another patient reported vomiting and stomach cramps among other withdrawal symptoms, which were referred to as being 'pretty bad'.

Codeine misusers and dependents also described unpleasant withdrawal symptoms centred on emesis, diarrhoea, stomach pain, loss of appetite, which were unpleasant and supported continued use.

Explanation of quality assessment: minor concerns over methodological limitations due to the potential influence of the researcher on the findings not being discussed in two studies and also minor possibility of selection bias in patients interviewed in one study and nothing to lower our confidence in one study; no concerns about coherence; no concerns over

relevance with moderate concerns in one study due to some participants combining codeine with illicit drug use but no concerns in the other 2 contributing studies; minor concerns about adequacy with the theme supported by 3 studies but with relatively limited information from each study. Overall assessment of confidence was moderate due to the methodological limitations and concerns over adequacy identified.

Review finding 6: Sweating, 'cold shakes', fever

A small number of people tapering off opioids via a pain service clinic reported withdrawal side effects including sweating, as a result of reducing opioids. People on previous opioid therapy emphasising the difficulty of withdrawal also reported 'cold shakes and fever or experiencing cold and hot sweats' for 3 days.

Codeine misusers and dependents reported sweating and perspiration as unpleasant withdrawal symptoms, with one participant mentioning experiencing 'the turkey skin and shivering' and shock down my body'.

Explanation of quality assessment: minor concerns over methodological limitations with moderate concerns in one study due to role of the researcher not being discussed and limited relevance of the study aim to the review topic with very limited information to contribute to the review but nothing to lower our confidence in one study, very minor concerns in one study due to the role of the researcher not being discussed and no further concerns, and minor concerns in 2 studies due to the potential influence of the researcher on the findings not being discussed; minor concerns about coherence with participants across contributing studies reporting those similar-nature symptoms but with not all symptoms reported across the 4 studies; moderate concerns over relevance due to moderate concerns across the majority of contributing studies due to some participants combining codeine with illicit drug use in 2 studies and with participants in one study being pain service users receiving an individually tailored one-to-one tapering program whose experience of withdrawal may differ to that of people with no access to similar support; moderate concerns about adequacy with the theme supported by 5 studies but with limited information from each study. Overall assessment of confidence was very low due to the concerns identified across elements of quality assessment.

Review finding 7: Sleep problems

Codeine misusers and dependents reported insomnia, restlessness and not being able to sleep or having disturbed sleep patterns, among other withdrawal symptoms they experienced, which supported their continued use.

Explanation of quality assessment: minor concerns over methodological limitations due to the potential influence of the researcher not being discussed in both contributing studies and no further concerns to lower our confidence; no concerns about coherence; moderate concerns over applicability due to some participants in both contributing studies combining codeine with illicit drug use and participants of one study also currently being on methadone maintenance potentially for withdrawal of other medicines which could influence their experience of codeine withdrawal or whose experience may differ from that of people not on methadone maintenance; serious concerns about adequacy with very limited information to support the theme. Overall assessment of confidence was very low due to concerns over methodological limitations, relevance, and adequacy.

Review finding 8: Mood problems

Among the unpleasant withdrawal symptoms that people using codeine described, they reported psychological pain, fear, crying, self-pity, irritability, anxiety, aggression and feeling very agitated, which appeared to contribute to sustained misuse. Long-term opioid users also

reported agitation and anxiety attacks and needing to take separate medication to manage them.

Explanation of quality assessment: minor concerns over methodological limitations due to the potential influence of the researcher not being discussed across contributing studies and no further concerns to lower our confidence; no concerns about coherence; moderate concerns over applicability due to some participants in 2 contributing studies combining codeine with illicit drug use and participants of one study also currently being on methadone maintenance potentially for withdrawal of other medicines which could influence their experience of codeine withdrawal or whose experience may differ from that of people not on methadone maintenance; serious concerns about adequacy with very limited information to support the theme. Overall assessment of confidence was very low due to concerns over methodological limitations, relevance, and adequacy.

Review finding 9: Cravings

Several codeine misusers or dependents described strong cravings, with some resorting to other illicit drugs such as cannabis (smoking weed) or engaging a hobby as a means for managing the cravings for codeine.

Relapse with codeine phosphate tapering appeared to be universal due to lack of effect on cravings and instances of 'topping up' with Nurofen Plus. On the other hand, Suboxone (a drug used to treat opioid dependence) in particular was viewed very positively in the removal of cravings and withdrawal effects, with one participant in particular reporting instantly stopping codeine and experiencing no withdrawal symptoms.

Explanation of quality assessment: minor concerns over methodological limitations due to the potential influence of the researcher not being discussed in both contributing studies and no further concerns to lower our confidence; no concerns about coherence; moderate concerns over applicability due to some participants in both contributing studies combining codeine with illicit drug use and participants of one study also currently being on methadone maintenance potentially for withdrawal of other medicines which could influence their experience of codeine withdrawal or whose experience may differ from that of people not on methadone maintenance; serious concerns about adequacy with very limited information to support the theme. Overall assessment of confidence was very low due to concerns over methodological limitations, relevance, and adequacy.

Review finding 10: Duration of withdrawal symptoms

Patients who tapered off opioids noted that withdrawal symptoms lasted weeks to months, with one patient still experiencing withdrawal symptoms 1 year after stopping oxycodone.

Explanation of quality assessment: minor concerns over methodological limitations due to the potential influence of the researcher not being discussed and minor possibility of selection bias in patients interviewed in the contributing study; no concerns about coherence; no concerns over relevance; serious concerns about adequacy with very limited information from one study to support the finding. Overall assessment of confidence was very low due to the concerns over methodological limitations, relevance, and adequacy.

Review finding 11: Little or no withdrawal symptoms

In contrast to those experiencing withdrawal symptoms, there were several disconfirming cases in patients who described little or no opioid withdrawal symptoms during tapering. One patient particularly reported 'I didn't stop under doctor's orders or discussion or anything, I just got up one day and I'm done. Instead of taking four, I took three and I did that for a couple of weeks and then I took two and I took one. I never felt any discomfort or anxiety or anything so... it worked for me'.

Similarly, while most codeine misusers or dependents described strong craving and withdrawal effects, one young male participant reported how he successfully managed to reduce his misuse of codeine. He reported tapering down gradually on his own using 'fewer and fewer' and that 'there were still a little bit of withdrawal symptoms, but it wasn't as bad as what it could have been if I stopped immediately'.

Explanation of quality assessment: very minor concerns over methodological limitations with nothing to lower our confidence in one study and minor limitations in the other contributing study due to the potential influence of the researcher on the findings not being discussed; minor concerns about coherence with information being in contrast with the experience of most participants in both studied but emerging from 2 separate studies; minor concerns over relevance with moderate concerns in one study due to some participants combining codeine with illicit drug use but no concerns in the other contributing study; moderate concerns about adequacy with relatively limited information from 2 studies to support the finding. Overall assessment of confidence was low due to concerns over coherence, relevance, and adequacy.

1.2.3.2 Narrative summary of review findings: Benzodiazepines

Review finding 1: Return of the original symptoms for which the medication was prescribed

Elderly people receiving benzodiazepines for hypnotic use reported they had tried to stop but resumed even the same night due to experiencing insomnia, with some being unable to sleep until early in the morning. Insomnia appeared to persist a month after stopping, with one participant particularly reporting being unable to sleep, 'getting up at night and wandering around'.

Several participants who had been taking hypnotic and/or anxiolytic benzodiazepines also reported they had attempted to withdraw or reduce their medication at some stage and soon found their original symptoms of anxiety or insomnia had returned and were only suppressed by restoring the initial dosage. The experience of anxiety and sleep problems made stopping undesirable in some cases.

People were prescribed benzodiazepines for a variety of reasons, including one or more mental health conditions (including: panic disorder, depression, anxiety and post-traumatic stress disorder, panic attacks, sleeping problems, anxiety, and obsessive compulsive behaviour), found they could not sleep, function or cope with ongoing mental health problems as benzodiazepines helped them keep emotions and thoughts under control, and helped them cope with distressing symptoms associated with their medical conditions.

Explanation of quality assessment: minor concerns about methodological limitations in three contributing studies due to limited information and quotes to support the study findings and the Interviewer qualification being unclear in one study, lack of details on the analysis in one other study, the role of the researcher not being discussed and findings supported by single quotes in one study and serious concerns in only one study due to the role of the researcher not being explored, the recruitment strategy with participants selected for a different project, the data analysis being unclear; no concerns about coherence; minor concerns over relevance with no concerns in 3 studies but moderate concerns in one study with at least some participants taking benzodiazepines that did not meet the protocol; minor concerns about adequacy, with 4 studies supporting the theme but information within each study being limited. Overall assessment of confidence was moderate due to the concerns over methodological limitations, relevance, and adequacy identified being minor.

Review finding 2: Worry as part of withdrawal

Some participants found the idea of stopping to be difficult. People reported benzodiazepines helped them keep emotions and thoughts under control, to feel less burdened and worried and cope with adverse life circumstances and distressing symptoms associated with their medical conditions. Some indicated a desire to stop but that at the same time they did not want to distance themselves from the drugs completely, reporting a desire to 'keep the pills that are leftover in case' as it would be 'a relief' to know that they had some in case something happened, or they experienced severe withdrawal symptoms.

Explanation of quality assessment: moderate concerns about methodological with minor concerns in 2 studies due to limited information and quotes to support the study findings and the Interviewer qualification being unclear in one study, the role of the researcher not being discussed and themes supported by single quotes in one study but serious limitations in one study contributing the majority of the information for this theme, due to the role of the researcher not being explored, the recruitment strategy with participants selected for a different project, the data analysis being unclear; no concerns about coherence; moderate concerns over relevance with no concerns in two studies but moderate concerns in one study with at least some participants taking benzodiazepines that did not meet the protocol and due to the feeling of worry potentially developed before and not necessarily as a result of withdrawal; moderate concerns about adequacy with three studies supporting the theme but with information in each study being very limited. Overall assessment of confidence was very low due to concerns over methodological limitations, relevance and adequacy.

Review finding 3: Intensity of withdrawal symptoms

For people prescribed benzodiazepines for a variety of reasons, including one or more mental health conditions, the intensity of withdrawal symptoms associated with previous attempts to cut down was identified as contributing to an inability to cease benzodiazepine use. Others found within a short period of time of commencing that they felt addicted because of the adverse symptoms experienced when they tried to stop them. They endured 'hangover' effects in the morning; or took other medication to cope with withdrawal symptoms.

A participant who had stopped using sleeping tablets for 5 days particularly reported 'it was awful, my chest, I was in pain' with another saying that 'When the drug was taken away it nearly killed me.'

In contrast to those slowly reducing their medication, those on rapid withdrawal described the experience as 'a journey to hell', or 'the most horrific time of my life'.

Explanation of quality assessment: Minor concerns about methodological limitations across three contributing studies due to limited information and quotes to support the study findings and the Interviewer qualification being unclear in one study, lack of details on the analysis in one study, the role of the researcher not being discussed and findings illustrated by single quotes in the other study; no concerns about coherence; no over relevance; minor concerns over adequacy with information from three studies being relatively limited. Overall assessment of confidence was moderate due to the minor concerns over methodological limitations and adequacy.

Review finding 4: Disturbed dreams

A number of elderly participants who had been prescribed hypnotic benzodiazepines experiencing withdrawal symptoms reported having 'disturbed dreams.' One participant who had stopped for 1 month particularly reported, 'if I don't take a tablet then, well it is just nasty dreams, very disturbed'. These could interfere with daily life to the extent that a participant

who had stopped for 1 month expressed being left 'a bit upset and shattered the next morning'.

Explanation of quality assessment: minor concerns over methodological limitations due to limited information and quotes to support the study findings and the Interviewer qualification being unclear; no concerns about coherence; minor concerns about relevance with the population contributing to the theme being limited to elderly people; serious concerns over adequacy with the theme supported by very limited information coming from one study. Overall assessment of confidence was very low due to the concerns over adequacy, methodological limitations, and relevance.

Review finding 5: Lack of withdrawal symptoms

Several participants who had been prescribed hypnotic and/or anxiolytic benzodiazepines reported had withdrawn from their medication with ease, experiencing no problems as they slowly reduced the medication over months. Similarly, some elderly participants prescribed benzodiazepines for hypnotic use reported no issues with stopping their medication. Three participants had stopped using sleeping tablets and receiving prescriptions for several months or periods at a time over the years. No reports of disturbed sleep or illness were mentioned upon discontinuation.

Explanation of quality assessment: minor concerns about methodological limitations due to limited information and quotes to support the study findings and the Interviewer qualification being unclear in one study, and lack of details on the analysis in the other study; no concerns about coherence; no concerns over relevance; no concerns about adequacy with sufficient information to support the finding overall. Overall assessment of confidence was moderate due to minor concerns over methodological limitations.

1.2.3.3 Narrative summary of review findings: Antidepressants (mixed/ unclear)

Review finding 1: Severity of withdrawal symptoms

Participants described previous experiences of severe withdrawal symptoms that led them to feel out of control. One participant talked about a 2–3-week period between prescriptions (Mirtazapine or Venlafaxine) that was 'just horrible' when she was 'feeling really like, almost aggro and really anxious and tearful'. Severe withdrawal symptoms often led women to recontinue antidepressants, with one woman on Fluoxetine reporting stopping was a 'big mistake'. A small number of people experiencing 'brain zaps' reported these resulted in significant disability, and one person taking venlafaxine also reported experiencing 'debilitating withdrawal'

Explanation of quality assessment: minor concerns about methodological limitations with no notable limitations identified for one study, serious limitations in one study making a minor contribution to the theme, due to potential selection bias as the method used to select website posts was not specified and lack of sufficient detail on the data analysis, but minor methodological limitations due to the potential influence of the researcher on the findings not being discussed in the study contributing the majority of the information to this theme; no concerns about coherence; minor concerns over relevance with moderate concerns over one study with the information emerging being specifically about 'brain zaps' and due to a lack of sufficient information on the characteristics of people from which the information emerged and the data being unverified due to the nature of the source (anonymous posts on mental health website), but the study contributing limited information to the theme, no concerns in one study and minor concerns in the study contributing the most information to the theme due to the all-female sample included; minor concerns about adequacy with information emerging from 3 studies but being very limited in 2 out of 3 contributing studies. Overall assessment of confidence was moderate due to the concerns identified over methodological limitations, relevance and adequacy being minor.

Review finding 2: Fear of discontinuation

People expressed fear of attempting to discontinue fuelled by experiences during prior discontinuation attempts, often resulting in losing their stability. Some expressed a fear that discontinuation could cause a crisis. One participant, in particular, described this as a 'really horrible, very frightening thought' and that despite being a very capable person who would like to think she could manage without antidepressants, she reported to 'lose sight of reality' and starting to 'get overwhelmed by fears and worries.'

Because of this difficulty tapering and discontinuation symptoms, attributions concerning lifelong need and anticipation fear were reconfirmed, with one participant characteristically reporting 'you have to put a bit of faith in the tablets', despite not wanting to rely on them and wishing to stop the medication. The confidence a participant had beforehand in the success of a discontinuation attempt was important. If the participant could be convinced the attempt would be successful, the fear to discontinue would diminish. The GP played an important role in this, both as a 'safety net' and as a 'partner or counsellor' during the discontinuation attempt.

Explanation of quality assessment: Moderate methodological limitations due to the potential influence of the researcher on the findings not being discussed in 2 studies and issues with data richness in two studies with themes mostly supported by limited information in one study and with a very small sample included in one study; no concerns about coherence; moderate concerns over applicability due to fear not necessarily experienced during withdrawal by all participants raising it and due to the all-female sample of one study; no concerns about adequacy as despite concerns over data richness in individual studies, collectively there was sufficient information across three studies to support the finding. Overall assessment of confidence was low due to concerns over methodological limitations and relevance.

Review finding 3: Dizziness, nausea, loss of appetite

Nausea and dizziness were among the physical side effects people experienced when discontinuing antidepressants. One person trying to reduce Venlafaxine reported having 'horrible dizzy spells and nausea' whenever trying to lower the dose of the drug, while another experienced nausea, ongoing irritable bowel syndrome and dizziness, after tapering down as per doctor's instructions and then stopping. Apart from nausea, one person reported no appetite, even for liquids, and pains in the abdomen.

Explanation of quality assessment: moderate concerns over methodological limitations with no notable limitations in one study but serious limitation in the other study due to the research design/methods, data collection method and analysis (postings on health website); minor concerns about coherence with loss of appetite reported in only one person in one study; minor concerns over relevance with moderate concerns in one study due to a lack of sufficient information on the characteristics of people from which the information emerged and the data being unverified due to the nature of the source (anonymous posts on health website) but no concerns in the other study; moderate concerns about adequacy with information only emerging from a small number of people in 2 studies. Overall assessment of confidence was very low due to the concerns identified across elements of quality assessment.

Review finding 4: Increase in negative emotions

People experienced difficulty coming off antidepressants, reporting feeling uncomfortable and getting 'really depressed'. One participant talked about a 2-3-week period between prescriptions (Mirtazapine or Venlafaxine) that was 'just horrible' when she was 'feeling really like, really anxious and tearful'. Severe withdrawal symptoms often led women to recontinue antidepressants with one woman on Fluoxetine reporting stopping was a 'big mistake' as 'you get depressed again and then you start taking it again and you get all the side

effects...so the trick is not to just stop taking it'. Unsuccessful attempts to withdraw diminished women's sense of agency in relation to managing their own well-being and increased feelings of dependency on the medication. This contributed to negative feelings about themselves and an inability to regulate emotions without them. One patient who had made a prior attempt to taper but did not discontinue reported that, during that time, he had more feelings of loneliness and abandonment, didn't feel well at all and didn't know what to do. He reported that he kept coming back and he started to question why he should stop the medication and eventually restarted the medication.

Explanation of quality assessment: minor concerns over methodological limitations with moderate concerns in one study due to the potential impact of the researcher on the findings not being explored and issues with data richness with themes mostly supported by limited information and single quotes but minor limitations in two studies again due to the potential influence of the researcher on the findings not being discussed in one study and due to concerns over data richness with a very small sample (n=12) included in one study; moderate concerns about coherence with negative feelings varying across participants; moderate concerns over applicability with minor concerns in one study due to the all-female sample but also due to concerns over some negative feelings described being related to recurrence of depression rather than being withdrawal symptoms; minor concerns about adequacy with relatively limited information from three studies supporting the theme. Overall assessment of confidence was very low due to concerns identified across elements of quality assessment.

Review finding 5: Strange sensation in the head

Some people, including people who had been taking SSRIs experienced strange withdrawal symptoms, with one reporting: 'when you make a gross movement, a gross muscle movement, you get this incredible...It's not a tingling, you get this incredible buzz in your head'. Others reported still feeling 'electric shocks' in the brain or 'electric shock-like sensations, also called brain shivers', and an inability to 'deal with rapid movements' that persisted after tapering down and stopping the medicine. Relying on antidepressants increased feelings of abnormality, with one patient reporting being on medication and when coming off them always feeling that there is 'something not quite right in my brain- that I just need to keep taking them'.

Some people experienced what they called a 'brain zap' that was most often linked to an electric shock felt inside the skull, lasting a few seconds, with several reporting experiences that seem like momentary dissociations. The zap experience was often accompanied by vertigo as well as hearing a sound, including people reporting 'hearing their eyes move'

Explanation of quality assessment: moderate concerns over methodological limitations with no notable limitation in one study, minor limitations in two studies due to the potential influence of the researchers on the findings not being discussed and very minor concerns over potential bias in recruitment with participants having already been selected for a different project but serious limitations in two studies in one study due to the research design/methods, data collection method and analysis (postings on health website), and due to potential selection bias as the method used to select posts was not specified, lack of sufficient detail on the data analysis in the other study; no concerns about coherence; moderate concerns over relevance with moderate concerns in two studies due to a lack of sufficient information on the characteristics of people from which the information emerged and the data being unverified due to the nature of the source (anonymous posts on health websites), minor concerns in one study due to the all-female sample included and no concerns in two studies; no concerns about adequacy with the theme supported by five studies. Overall assessment of confidence was low due to moderate concerns over methodological limitations and relevance.

1.2.3.4 Narrative summary of review findings: Antidepressants (SSRIs)

Review finding 6: Severity of withdrawal symptoms

People who had been taking SSRIs had experienced quite severe problems associated with discontinuation. Several of those who had tried stopping reported bad experiences, with one reporting a relapse experience so bad that he regretted ever trying. Experiences of withdrawal led one participant to restart their medication after 1 week. Another participant described how it was difficult to say which was worse, the experience of withdrawal effects or the initial depressive symptoms. Problems of withdrawal on previous occasions could become a conscious key driver for continuing to take medication and could forestall attempts to discontinue. One participant reported 'the major factor' driving sustained antidepressant use was the side effects of coming off them, saying: 'I don't think I take them to sustain my mood but purely to stop the side effects'. One participant who had been reducing paroxetine medication prescribed for mild sleeplessness reported experiencing prolonged and severely debilitating symptoms, particularly since reaching an amount of 5 mg after having to use the liquid version with a syringe, making reductions of 1 mg per month; this was described as the worst stage so far. Withdrawal symptoms were also described as horrendous, with one person describing having to quit his job because of feeling sick 'all the time'.

Explanation of quality assessment: moderate concerns over methodological limitations with no concerns in one study, minor concerns one contributing study where participants were only recruited from one group practice within one primary care trust and serious concerns in one study due to the research design/methods, data collection method and analysis (postings on health website); no concerns about coherence; minor concerns over relevance with moderate concerns in one study due to a lack of sufficient information on the characteristics of people from which the information emerged and the data being unverified due to the nature of the source (anonymous posts on health website) but no similar concerns in the other contributing studies; no concerns about adequacy. Overall assessment of confidence was low due to concerns over methodological limitations and relevance.

Review finding 7: Fear of discontinuation and relapse

People described uncertainty about the potential for bad consequences when stopping, as well as uncertainty about the process itself, which could invoke fear. In addition to anticipated problems, actual problems encountered during past attempts to stop. The suspected adverse reactions were not just perceived as unpleasant but also created a fear of stopping taking the antidepressant drug, instilling trepidation about future attempts to stop. A number of people expressed concerns that stopping the medication could precipitate a relapse of depression and fear that stopping may leave them back in the initial distressing phase of depression. Fear of discontinuation symptoms made some patients afraid of ending their treatment. These patients often continued to take antidepressants, despite the fact that they did not want to be dependent on them.

Explanation of quality assessment: moderate concerns about methodological limitations with minor concerns in one study where participants were only recruited from one group practice within one primary care trust, but serious concerns in the other contributing study due to the study design and data collection (retrospective analysis of independently submitted free text feedback from consumers), study design dictated by the data/consumer feedback process, results (themes) were reported interspersed with references and insights from other studies, making it unclear what conclusions were based on this study alone; no concerns about coherence; moderate concerns about relevance with fear potentially not emerging as a result of discontinuation but preceding it in some participants in both studies and due to participants in one study being limited to people experiencing adverse drug reactions; no concerns about adequacy. Overall assessment of confidence was low due to concerns over methodological limitations and relevance.

Review finding 8: Suicidal thoughts

One paroxetine user who had been reducing their medication reported experiencing 18 months of severely debilitating symptoms, the principal of which was persistent suicidal thoughts, while another paroxetine user reported having tried suicide on several attempts and even having attacked their father ‘for no reason’. Similarly, one citalopram user who was no longer on medication, reported that withdrawing from the drug caused them to feel suicidal and having made two suicide attempts during withdrawal. Recurrent suicidal thoughts were also experienced following a reduction in dose as reported by one citalopram user who had first increased his dose from 40 mg to 60mg and then reduced to 50mg.

Explanation of quality assessment: no concerns over methodological limitations with no notable limitations in the contributing study; no concerns about coherence; no concerns about relevance; serious concerns about adequacy with information from a very small number of participants in one study supporting the theme. Overall assessment of confidence was low due to serious concerns over the adequacy of information supporting the theme.

Review finding 9: Nausea and dizziness

Withdrawal symptoms experienced since beginning to reduce paroxetine included stomach upsets, nausea, dizziness. One person reported not being able to move their neck or eyes without feeling dizzy ‘like the room is spinning’ when coming off paroxetine.

Explanation of quality assessment: moderate concerns over methodological limitations with no notable limitations in one study but serious limitations in the other study due to the research design/methods, data collection method and analysis (postings on health website); no concerns about coherence; minor concerns over relevance with moderate concerns in one study due to a lack of sufficient information on the characteristics of people from which the information emerged and the data being unverified due to the nature of the source (anonymous posts on health website) but no concerns in the other study; serious concerns about adequacy with limited information emerging from a very small number of people in two studies. Overall assessment of confidence was very low due to the concerns identified across elements of quality assessment.

Review finding 10: Insomnia

Insomnia was also one of the withdrawal symptoms experienced, with one person reporting: ‘terrible withdrawal symptoms, which have included insomnia’ since beginning to reduce paroxetine.

Explanation of quality assessment: no concerns over methodological limitations; no concerns about coherence; no concerns about relevance; serious concerns about adequacy with very limited information from one participant in one study reporting insomnia. Overall assessment of confidence was very low due to serious concerns over the adequacy of information to support the theme.

Review finding 11: Psychiatric adverse reactions

People experienced adverse psychiatric reactions during the discontinuation of antidepressant drugs. One female patient (aged 35 years; SSRI: Sertraline) following doctor’s orders to discontinue antidepressants in four days, going ‘from normal dosage of 50mg to 25 mg in four days and then nothing’ reported experiencing ‘a fear of dying and extreme anxiety’ after 3 days and having ‘several panic attacks; ‘I woke up and found myself standing with a knife towards my stomach on one occasion and on another with the bathrobe belt in my hand. I no longer tolerate any stress at all, which makes me panic and experience dizziness. Since the psychiatric events reported may often also occur as a symptom of the illness for which the antidepressant had been prescribed, they sometimes caused conflict

between patients and doctors during discontinuation, with the former almost always interpreting negative experiences as belonging to the drug while the doctor interpreted them as evidence of the initial depression recurring and the patient having a relapse that needs continued treatment. As reported by one participant, the doctor 'ignores discontinuation symptoms from the drug and wants me to start medicating again after I have been through ten days of hell. She (the doctor) believes that my depression had returned...It is totally wrong'. Excessive and unbearable anxiety, and agitation were experienced since beginning to reduce the medicine (paroxetine and citalopram) that were reported to be 'five times' higher compared to before starting the antidepressant while panic attacks, inability to cope with stress, becoming increasingly confused, violent and abusive towards others were also reported after a dose drop of citalopram to 10mg.

Explanation of quality assessment: Serious concerns about methodological limitations with no concerns in one study but serious concerns in two studies, in one study due to the study design and data collection (retrospective analysis of independently submitted free text feedback from consumers), study design dictated by the data/consumer feedback process, results (themes) were reported interspersed with references and insights from other studies, making it unclear what conclusions were based on the study alone and in the other study also due to the research design/methods, data collection method and analysis (postings on health website); no concerns about coherence; moderate concerns about relevance with no concerns in one study but minor concerns in another contributing study due to participants in one study being limited to people experiencing adverse drug reactions and moderate concerns in the third contributing study due to a lack of sufficient information on the characteristics of people from which the information emerged and the data being unverified due to the nature of the source (anonymous posts on health website); no concerns about adequacy with sufficient information from three studies illustrating the theme. Overall assessment of confidence was low due to the concerns identified over methodological limitations and relevance but with a wealth of information to support the theme, slightly minimising those concerns.

Review finding 12: Changes in mood

Sudden changes in emotion, mood and crying were experienced since beginning to reduce the medicine but also after a significant reduction in dose, as reported by one participant: 'After the dose drop to 10 mg, I had mood swings'.

Explanation of quality assessment: no concerns over methodological limitations; no concerns about coherence; no concerns about relevance; serious concerns about adequacy with very limited information from two participants in one study. Overall assessment of confidence was very low due to serious concerns over the adequacy of information to support the theme.

Review finding 13: Other bodily symptoms

Since beginning to reduce their medicine, people described withdrawal symptoms including agitation, sweating and palpitations but also what was described as flu-like symptoms, including debilitating tiredness, headaches, aching joints and muscles, particularly 5 weeks after dropping the antidepressant dose. One participant reported only stopping their medicine for a week 'not because of the moods... this wasn't a moods situation. It was my body...was reacting, not how I expected it to react. It had the shakes...um...bit like a junkie'.

Explanation of quality assessment: minor concerns over methodological limitations with no notable limitation in one study and minor limitations in the other contributing study due to participants only recruited from one group practice within one primary care trust; no concerns about coherence; no concerns about relevance; serious concerns about adequacy with very limited information from two studies supporting the theme. Overall assessment of confidence was very low due to minor methodological limitations and serious concerns over the adequacy of information to support the theme.

Review finding 14: Onset of withdrawal symptoms

A male patient who had tried stopping and had relapsed reported: 'I didn't turn into a blubbering mess straight away, it was about 4-5 days afterwards'. Similarly, a female patient following doctor's orders to discontinue antidepressants in four days, going 'from normal dosage of 50mg to 25 mg in four days and then nothing' reported experiencing 'a fear of dying and extreme anxiety' after 3 days and having 'several panic attacks. She reported having been without antidepressant medication for nine days and experiencing 'hell on earth'.

Explanation of quality assessment: moderate concerns over methodological limitations with minor limitation in one study with participants only recruited from one group practice within one primary care trust but serious limitations in the other study due to the research aim, design and data collection (retrospective analysis of independently submitted free text feedback from consumers), the study design being dictated by the data/consumer feedback process and results being reported interspersed with references and insights from other studies, making it unclear what conclusions were based on this study alone; minor concerns about coherence with slightly different days of onset reported and it was not always clear if these were relevant to the start of reduction or complete discontinuation; minor concerns over relevance due to the sample of one study being limited to people who experienced adverse drug reactions from antidepressants; moderate concerns over adequacy with limited information from two studies supporting the theme. Overall assessment of confidence was very low due to the concerns identified across elements of quality assessment. ²⁷²

1.2.4 Economic evidence

The committee agreed that health economic studies would not be relevant to the qualitative section of this review, and so were not sought.

1.3 The committee's discussion and interpretation of the evidence

The committee's discussion of the quantitative and the qualitative evidence of the mixed methods review on withdrawal symptoms associated with prescribed medicines is included here. The committee discussed the evidence and how it informed recommendations after reviewing the findings from both the intervention and the qualitative review.

1.3.1 The outcomes that matter most

Quantitative evidence

This review aimed to identify the symptoms associated with withdrawal of prescribed opioids, benzodiazepines, Z-drugs, gabapentinoids or antidepressants.

The primary (critical) outcomes for this review were: specific withdrawal symptoms, including rebound symptoms as specified in the studies and the number of people with specific withdrawal symptoms, any withdrawal symptoms (i.e., all symptoms grouped together), the intensity of withdrawal symptoms and the duration of the withdrawal syndrome.

The committee acknowledged when developing the protocol that it may be difficult to determine whether symptoms reported in the studies are withdrawal symptoms (including rebound symptoms), or whether they are an increase in symptoms for which the medication was originally prescribed (i.e., a re-emergence of symptoms). They agreed to rely on how the studies define the symptoms and only report those determined to be withdrawal symptoms by the study authors so as not to introduce reviewer bias. There were no further core outcome measures considered relevant for this protocol.

Evidence was identified for specific withdrawal symptoms, any withdrawal symptoms and the intensity of withdrawal symptoms. Outcomes relevant to specific withdrawal symptoms included: moderate or severe aches and pains, mild or moderate problems sleeping, severe insomnia, anxiety, headache, insomnia, rebound symptoms such as insomnia (defined as a deterioration below individual mean pre-treatment scores), irritability, sudden worsening of mood, sudden outbursts of anger or panic or anxiety attacks, agitation, forgetfulness or problems with memory, muscle tension or stiffness, fatigue, dizziness, light-headedness or sensation of spinning, fever. Outcomes relevant to the intensity of withdrawal symptoms included mild or moderate opioid withdrawal on the clinical opiate withdrawal scale (COWS), short opiate withdrawal scale, increase in withdrawal symptoms of $\geq 100\%$ during discontinuation, the total number of discontinuation emergent signs and symptoms (DESS), mild or moderate adverse events after discontinuation, rebound: return to a Montgomery-Asberg Depression Rating Scale (MADRS) score equal to or higher than the original score.

No evidence was identified for the duration of the withdrawal syndrome.

Qualitative evidence

This review aimed to identify people's perceptions of the withdrawal symptoms experienced with prescribed opioids, benzodiazepines, Z-drugs, gabapentinoids or antidepressants. Information emerging from qualitative data regarding the experience of different withdrawal symptoms was summarised into different themes. Themes were derived from the evidence identified and were not pre-specified by the committee.

Only findings that were relevant to the review question were extracted; patient experiences with the prescribed medicine or side effects while taking the medicine rather than experiences of withdrawal symptoms were not extracted.

1.3.2 The quality of the evidence

Quantitative evidence

Evidence from 21 RCTs was identified for the following drug classes; opioids (n=3), benzodiazepines (n=7; 3 of which also reported data for opioids), Z-drugs (n=1), gabapentinoids (n=3) and antidepressants (n=10).

The majority of the evidence was of low and very low quality. The main reasons for downgrading were risk of bias (most commonly due to selection bias and occasionally incomplete outcome data) and imprecision in the effects estimate, reflected in the confidence intervals. There was some moderate quality evidence for opioids, downgraded for risk of bias, for 2 specific withdrawal symptoms outcomes and the intensity of withdrawal symptoms. There was also very limited high-quality evidence for the outcome of rebound insomnia relevant to Z-drugs.

The committee noted treatment durations and follow-up across the majority of studies were very short, with participants followed up for a few days up to 4 weeks after discontinuation but mostly only up to one week after tapering. They agreed this is likely to be very different of what takes place in everyday practice.

Qualitative evidence

Evidence from 19 qualitative studies was available for opioids (n=6), benzodiazepines (n=4) and antidepressants (n=9). No relevant qualitative evidence was identified for Z-drugs or gabapentinoids.

Populations varied across studies in that they included a mixed sample of people at different stages of prescribing, who were currently tapering, who had completed tapering or who had made past discontinuation attempts but were currently using medicines.

A variety of qualitative methodologies were used to inform the research across different studies, including mostly semi-structured interviews but also focus groups, the qualitative analysis of anonymous posts from health-related websites and qualitative analysis of extracts from yellow card reports. Across drug classes, confidence in the review findings was mainly rated as low to very low, with only a small number of findings relevant to opioids and benzodiazepines rated as moderate. The main reasons for downgrading were concerns regarding methodological limitations in the individual studies contributing to each review finding (such as potential selection bias, the potential influence of the researcher on the review findings not being discussed, issues with data richness due to limited information to support the study conclusions), relevance and adequacy. Concerns over relevance of review findings to the phenomenon of interest were often due to concerns over characteristics of the population included in the studies potentially limiting the applicability of the findings to the population of interest for example where studies included codeine users that were also on methadone maintenance and whose experiences may differ from codeine users not on methadone maintenance, or where the population experiencing a particular withdrawal symptoms was limited to elderly participants. The original aim of most studies differed to that of the current review. This often resulted in information emerging for the different withdrawal symptoms being very limited in each study, which resulted in concerns over the adequacy of information supporting the review findings and in turn, compromised the overall confidence rating given to the review findings.

The committee carefully considered the level of confidence in each review finding and were able to utilise their clinical experience to determine the weight placed in each review finding when making recommendations.

1.3.3 Benefits and harms

Quantitative evidence

Opioids

There was a clinically important benefit of withdrawing from placebo compared to withdrawing from opioids in terms of occurrence of insomnia (reported as a withdrawal symptom), suggesting that this may be one of the symptoms people experience when withdrawing from opioids. However, there was no clinically important difference in terms of other withdrawal symptoms reported in the evidence or when reported as 'any withdrawal symptom'. Evidence on the intensity of withdrawal symptoms showed a clinically important benefit of withdrawal from placebo in terms of mild opioid withdrawal 2-5 days after the last dose but no difference in any of the further four intensity of withdrawal symptoms outcomes. The committee considered this evidence to be very limited, and in isolation, was not particularly useful to inform decision making.

Benzodiazepines

There was no clinically important difference observed between withdrawing from benzodiazepines compared to continuing benzodiazepine use in terms of outcomes indicating the intensity of withdrawal symptoms. There was no evidence for any further outcomes compared to continued medicine use.

Evidence comparing withdrawal from benzodiazepines to withdrawal from placebo was mixed in terms of specific withdrawal symptoms experienced, showing a clinically important benefit of withdrawal from placebo in terms of anxiety (as a DESS) and in 3 outcomes indicating rebound during 5 weeks of discontinuation, but no clinically important difference in terms of insomnia (as a DESS) or rebound of the original symptoms during discontinuation. The committee noted that there was evidence of a clinically important benefit of withdrawal from placebo compared to withdrawal from benzodiazepines in terms 'any withdrawal symptoms', but this was limited to 2 outcomes. Evidence on the intensity of withdrawal

symptoms was also contradictory, showing a clinically important benefit of withdrawal from placebo in terms of the physician withdrawal checklist score but a clinically important benefit of withdrawal from benzodiazepines as there was an increase in withdrawal symptoms of $\geq 100\%$ during discontinuation. The committee agreed the conflicting evidence limited the extent to which they could draw conclusions about the withdrawal symptoms experienced when discontinuing benzodiazepines.

Z-drugs

The evidence demonstrated no clinically important difference between withdrawal from Z-drugs compared to withdrawal from placebo in terms of rebound insomnia assessed with a deterioration below individual mean pre-treatment values during the discontinuation period. The committee noted the evidence was of high quality but was limited to one outcome from a single study and therefore could not be considered representative of the withdrawal symptoms people discontinuing Z-drugs may experience.

Gabapentinoids

Evidence demonstrated a clinically important benefit of withdrawal from placebo compared to withdrawal from pregabalin in terms of any withdrawal symptom experienced and insomnia (as a DESS) but no clinically important difference in terms of anxiety or headache and no further evidence on specific withdrawal symptoms, providing limited evidence on the experience of withdrawal symptoms associated with discontinuation of pregabalin. Evidence for the intensity of withdrawal symptoms showed a clinically important benefit of withdrawing from placebo, but was also limited to one outcome (physician withdrawal checklist score). The committee agreed the evidence suggested an increased occurrence of symptoms when withdrawing from gabapentinoids, but noted again that the evidence base was very limited.

Antidepressants

Evidence demonstrated a clinically important benefit of continuing on 'other' antidepressants compared to withdrawing from antidepressants in terms of specific withdrawal symptoms of nervousness/anxiety, irritability, sudden worsening of mood, bouts of crying or tearfulness, confusion or trouble concentrating, forgetfulness/problems with memory, muscle tension/stiffness, muscle aches or pains, fatigue/tiredness, unsteady gait/incoordination, dizziness/light-headedness/sensation of spinning during study weeks 1-4. This indicated that withdrawing from antidepressants increased the likelihood of experiencing the aforementioned withdrawal symptoms. Contrarily, the evidence showed a clinically important benefit of withdrawing from other antidepressants on specific withdrawal symptoms of fever and unusual sensitivity to sound. The committee noted that those findings were counterintuitive when considered alongside the other increased symptoms. No clinically important difference was found in terms of the experience of specific withdrawal symptoms of rebound during weeks 1 and 2 of withdrawal, elevated mood, sudden outbursts of anger, sudden panic or anxiety attacks, agitation, feeling unreal/detached, mood swings, trouble sleeping/insomnia, increased dreaming/nightmares, sweating more than usual, shaking/trembling, restless feeling in legs, muscle cramps/spasms/twitching, blurred vision, sore eyes, uncontrolled mouth/tongue movements, problems with speech or speaking clearly, headache, increased saliva in the mouth, nose running, shortness of breath, chills, vomiting, nausea, diarrhoea, stomach cramps, stomach bloating, unusual visual sensations, burning/numbness, ringing or noises in the ears, unusual tastes/smells between people withdrawing from antidepressants and those continuing on the medicine, suggesting these symptoms were less likely to be experienced as a result of withdrawing from antidepressants. The evidence also demonstrated no clinical difference in the intensity of withdrawal symptoms (total number of emergent DESS symptoms) experienced by people withdrawing from antidepressants during the first 2 weeks of discontinuation compared to people continuing the medicine.

The committee noted that the majority of the evidence for this comparison came from a single study, and although it provided some potentially useful information about withdrawal symptoms that may be experienced with antidepressants, conclusions should be drawn with caution. The committee discussed that evidence suggesting no difference for particular symptoms should not be interpreted as evidence that these symptoms don't occur when withdrawing from antidepressants. In their experience, withdrawal symptoms vary within and between people, and so data from a limited number of studies would not reliably inform which symptoms would and would not be experienced.

Evidence showed a clinically important benefit of withdrawal from placebo for specific withdrawal symptoms of headache and nausea (as a DEAE) during the discontinuation period, suggesting these are potential symptoms people withdrawing from antidepressants are likely to experience. On the other hand, there was no clinical difference in terms of specific withdrawal symptoms of insomnia and dizziness (as a DEAE). There was a clinically important benefit of withdrawal from placebo compared to withdrawal from other antidepressants in terms of 'any withdrawal symptoms' during the discontinuation period and 3 days after discontinuation and in the intensity of withdrawal symptoms at 7 days. The committee agreed this provided some evidence for the experience of withdrawal symptoms when discontinuing antidepressants but did not capture the variability of withdrawal symptoms seen in clinical practice.

Evidence from people discontinuing SSRIs was mixed. There was a clinically important benefit of continuing compared to withdrawing from SSRIs in terms of one intensity of withdrawal symptoms outcome (DESS score ≥ 4) but no clinical difference in terms of another intensity of withdrawal symptoms outcome (total number of emergent DESS symptoms) at 2 weeks post-abrupt discontinuation. Evidence also showed no clinical difference between people withdrawing from SSRIs compared to people continuing on SSRIs in terms of specific withdrawal symptoms reported (rebound: return to a MADRS score equal or higher than the original score). The committee noted the evidence for withdrawing from SSRIs was very limited and inconclusive.

Overall

The committee discussed that the quantitative evidence across drug classes did not reflect the range or intensity of withdrawal symptoms they were aware of from their personal experience or clinical practice. The committee noted that the quantitative evidence of withdrawal symptoms was mostly informed by studies primarily designed to assess the efficacy of the medicines considered. Therefore, only limited information was available from the withdrawal phases of these studies.

Furthermore, the committee noted that the majority of studies looked at withdrawal after a relatively short period of use of the medicine (from 4 to 24 weeks), and therefore was not reflective of the typical population withdrawing from these medicines who have usually been taking the medicines for a long time. The committee also noted that although the treatment phase was most often followed by abrupt discontinuation, taper details were not always available. They agreed this limited the conclusions about the experience of withdrawal symptoms that could be drawn from the evidence.

Some of the included studies had either abrupt or very rapid withdrawal (over 1-2 weeks), which was not considered to be what would happen in current practice. The short follow up of the trials was noted as a further limitation. Follow up frequently only lasted for the duration of the withdrawal phase. After reviewing the qualitative evidence, and taking their experience into account, the committee noted that some people experience tardive withdrawal, where symptoms emerge weeks after tapering off the medicines. Thus, considering the duration of the quantitative studies, the current evidence may not have been able to adequately capture people's experience of withdrawal symptoms.

The committee agreed that due to these limitations, recommendations could only be made following consideration of the qualitative evidence, as was the intention of this mixed methods review.

Qualitative evidence

Opioids

People who had been tapering off opioids reported experiencing withdrawal symptoms that could last from weeks to months or even persist a year after stopping the medicine. They reported a worsening of symptoms for which the medication was prescribed (such as back pain), fluctuations in the symptoms experienced during withdrawal, fear of pain exacerbation and withdrawal, increased pain intensity, gastrointestinal problems including stomach sickness or pain and diarrhoea, sweating, cold shakes or fever, sleep problems, mood problems including psychological pain, irritability and anxiety. Codeine users also experienced cravings. There was also a smaller number of people experiencing little or no withdrawal symptoms.

Although most of the evidence was of low and very low confidence, the committee agreed it reflected their experience of some of the withdrawal symptoms people withdrawing from opioids endure. The committee discussed concerns over applicability of the evidence for some themes due to the characteristics of the study populations (such as codeine users, some of whom were taking other medication: suboxone, instead of stopping completely), but agreed such populations do still represent a subset of the population of interest for this review. They noted that apart from specific physical symptoms, including cold shakes or fever, people can also experience psychological symptoms and agreed that physical and psychological experiences influence the overall withdrawal experience. The committee emphasised that it can be difficult to distinguish between physical pain, often in the form of a return of previously well-controlled symptoms and psychological pain, which can also be caused by fear surrounding withdrawal. They considered that the experience of the latter may influence the subjective experience of the former with fear or pain exacerbation or psychological pain contributing to the experience of physical pain and vice versa.

Benzodiazepines

Evidence demonstrated that several people withdrawing from benzodiazepines, particularly those withdrawing rapidly, experienced severe withdrawal symptoms. Similar to opioid withdrawal, people experienced a return of original symptoms for which medication was prescribed; when withdrawing from benzodiazepines they experienced feelings of worry, about withdrawal and being without the medicine. The committee noted this resembled the feelings of fear reported by people tapering off opioids.

Evidence showed that some people reported experiencing disturbed dreams when withdrawing from benzodiazepines, while there was also a number of people who did not experience any problems when withdrawing from benzodiazepines. The committee agreed that as seen in opioids, there are people who experience little or no withdrawal symptoms when withdrawing from benzodiazepines and that this variability between individuals was in line with what they see in clinical practice and is true across drug classes.

Antidepressants

Findings emerging from the qualitative evidence on antidepressants was limited to the experience of people taking SSRIs or mixed antidepressants where a breakdown was not provided. However, the committee agreed that evidence from both was similar.

Patient experiences of severe withdrawal symptoms emerged from both people on SSRIs and people on other antidepressants. The experience of fear of discontinuation and dizziness and nausea were also common between different antidepressant strata. People on other antidepressants also reported an increase in negative emotions and a strange electroshock-

like sensation in the head described as a 'head buzz' or 'brain zap'. Since beginning to reduce their medicine, people on SSRIs reported experiencing insomnia, adverse psychiatric reactions including excessive anxiety, unmanageable stress, panic attacks, violent tendencies towards the self or others, sudden changes in mood, other bodily symptoms including sweating, palpitations and flu-like symptoms such as debilitating tiredness, headaches, aching joints or muscles. Suicidal thoughts and suicide attempts were also reported during withdrawal from SSRIs. Some people reducing or stopping SSRIs reported that the onset of withdrawal symptoms did not occur until 3-5 days after the discontinuation attempt. The committee agreed this was consistent with their experience that some people experience tardive withdrawal that may even occur weeks after withdrawal.

Similar to other drug classes, the committee noted that it is difficult to distinguish between withdrawal symptoms and symptoms indicating a re-emergence of the underlying condition for which medicines were originally prescribed. They raised that some antidepressants have a very long half-life which may delay the onset of withdrawal symptoms and lead to certain symptoms being overlooked or falsely interpreted as recurrence of the original symptoms. The committee also noted that "brain zaps" and aching muscles or joints differ from symptoms of depression, and it can thus be concluded with greater certainty that these are withdrawal symptoms.

Summary

The committee noted that although the evidence across drug classes did highlight that people experience a spectrum of symptoms, it did not adequately capture the range of withdrawal symptoms people can experience, which, based on the committee's experience, are not limited to the symptoms reported in the current evidence. It was acknowledged that symptoms do vary from person to person, and the individual variability was clearly evident from the data reviewed, but the committee would have expected there to have been more qualitative information on the impact that withdrawal can have on the person's life.

The committee noted that themes emerging from the qualitative evidence included people reporting that symptoms fluctuate from day to day, people reporting problematic symptoms, but there were also reports of people who had been on opioids and benzodiazepines who had experienced little or no problems withdrawing from the medicines. Based on their experience, the committee highlighted that withdrawal symptoms could range from severe and life-changing to less severe; they can stop and restart persist for a very long time after tapering and discontinuation or be delayed in onset not occurring until after discontinuation of the medicine. The committee agreed it was important to highlight the variability in the withdrawal experience in the guideline recommendations, both so that people may be prepared that this could occur, but also to highlight that some people have no or minimal problems. The variability was considered relevant to the occurrence of different symptoms such as physical and psychological symptoms, as well as their possible severity and duration.

It was noted that it isn't possible to predict who is likely to endure worse or more prolonged withdrawal symptoms, nor who will be likely to experience no symptoms. However, the committee did discuss that previous trauma from adverse childhood experiences or past withdrawal attempts, was an important factor to consider in terms of who was more likely to take these medicines and become dependent and could also impact withdrawal management. The committee considered that the individual variability was so great that further research would be unlikely to help inform who was likely to experience withdrawal symptoms, in the same way it is not possible to determine who is most likely to experience side effects of a medicine and therefore a research recommendation was not included on this topic. The committee also raised that the reason for withdrawal is also likely to influence the withdrawal experience but that this could not be determined from the current evidence.

The committee noted that there were some important themes emerging from the evidence reviewed that should be highlighted within the recommendations. This included fear of pain exacerbation when withdrawing from opioids, which affected both people's willingness to taper, and their experience of withdrawal. The committee agreed that the experience of fear, worry or anxiety surrounding discontinuation, often resulting from past unsuccessful discontinuation attempts, was true across drug classes, and patient accounts of how feelings of fear can ultimately prevent discontinuation highlighted the importance of supporting people to manage such feelings. They agreed it was important that recommendations reflect that people may be reluctant or anxious about talking about withdrawal, and agreed that this can in part be addressed by explaining that dependence is an expected effect of the medicine but that some people can experience problems associated with dependence. The committee also agreed it was important to acknowledge that withdrawal symptoms can be difficult, but reassure them that support would be available during the process of withdrawal and to explain to people the options available for managing withdrawal symptoms if they occur. The committee emphasised the importance of avoiding the use of language that may be perceived as ascribing blame to the person experiencing problems associated with dependence and acknowledging and discussing differences of opinion about withdrawal as well as queries about the reasons for past prescribing.

The committee discussed that one factor that did not emerge from the review but was consistent with their experience, was that the trajectory of the taper or withdrawal process was not always smooth. They highlighted that although people may feel well for a while, this can suddenly change. In these cases, the committee noted that it may even be necessary to pause the withdrawal for a period of time. Lay members on the committee agreed this was an important point to highlight and noted that this was a phenomenon recognised by patient groups as 'windows and waves' in antidepressant withdrawal. The committee agreed to include a consensus recommendation to highlight that symptoms can vary over time, and that the process can be difficult and may take several months or more. The committee considered that recommendations informed from the Withdrawal interventions evidence review, to base the taper schedule on what was most suitable for the person, and agreeing regular reviews, would also be relevant here as they agreed the withdrawal schedule should be reviewed as necessary during this process.

The qualitative data highlighted that people reported both a recurrence of the original symptoms and a worsening of the original symptoms. It was agreed that the difficulty in separating withdrawal symptoms from those caused by the original condition being treated should be highlighted within the recommendations, noting that healthcare professionals should listen to the patients' experience of the original condition and withdrawal to help determine what the cause of the symptom might be, and not to dismiss symptoms as recurrence of the original condition without first exploring this. The committee raised that there are many variables to consider when determining if a symptom indicates relapse of the original condition or is due to the withdrawal of medicines. Although they agreed it is difficult to determine with certainty whether the early onset of symptoms experienced at the beginning of tapering or after a dose reduction indicates withdrawal symptoms rather than symptoms of the underlying condition and whether the late onset of symptoms indicates relapse, it was agreed that the onset of symptoms could be a useful variable to consider. Furthermore, the committee highlighted that experiencing new symptoms or symptoms that are qualitatively different from the original symptoms for which the medicine was prescribed or symptoms that are more intense than previously are likely to indicate the experience of withdrawal symptoms rather than a re-emergence of the original underlying condition. To highlight the complexity of the issue, the committee noted that sometimes neither timing of onset, nor symptom severity, nor the nature of symptoms during dose reductions or cessation can reliably distinguish between symptoms of withdrawal or relapse, as the extent to which symptoms experienced will reflect relapse or withdrawal will vary from person to person as well as across different drugs, but that these are important factors to consider alongside one another. In the committee's view, the inherent difficulty in distinguishing

between symptoms of withdrawal and recurrence highlighted the importance of discussion with patients as well as the importance of continuity of care that can ensure that information relevant to patient history can help distinguish withdrawal symptoms from relapse are adequately considered.

Compared to the quantitative evidence, the committee agreed that although there were limitations in the available qualitative data, it was more reflective of what they would expect based on their clinical experience. However, considering the nature of qualitative evidence that highlights people's subjective experiences and the aim of the research studies, which was most often not to identify withdrawal symptoms and their prevalence, the committee agreed that it was not possible to objectively determine the frequency, severity or the duration of withdrawal symptoms. The committee discussed the evidence within the review on the specific withdrawal symptoms experienced and considered whether this was sufficient to inform a recommendation highlighting the most common withdrawal symptoms. It was agreed that the evidence identified in this review was too limited to reliably inform this. More evidence was available for antidepressants, and some symptoms emerged from both the qualitative and quantitative evidence. However, there were significant limitations in this evidence, discussed above, which limited its generalisability. Thus, they agreed that although informative, the current evidence did not support conclusions about a specific list of the most common withdrawal symptoms that people experience when withdrawing from medicines. It was discussed that although this was in part due to the limitations of the evidence, the individual variability that is seen in the experience of withdrawal also meant that a list of symptoms could have a negative effect. The difficulty in distinguishing between withdrawal symptoms with a return of the original symptoms for which the medicines were prescribed further confounded this. The committee considered that including a suggested list of common symptoms in the guideline could imply that symptoms that were not on the list were not withdrawal symptoms and would risk them being dismissed or overlooked. The committee agreed that there was reason to believe withdrawal symptoms can be overlooked or dismissed as re-emergence of the underlying condition already, and including a list may further confound this. The committee also discussed that it is also possible that a symptom experienced during withdrawal is due to a new condition, and further examinations should not be precluded where relevant. Again, if such a symptom was included within a list of likely withdrawal symptoms, this could lead to the missed diagnosis of a new condition. The committee agreed that in cases where people develop new symptoms, health professionals should use their clinical judgment to determine whether the symptoms experienced require further investigation to rule out the emergence of a new pathology that requires separate management.

1.3.4 Cost effectiveness and resource use

No economic evidence was found for this question.

The committee made recommendations to help clinicians distinguish between withdrawal symptoms and the re-emergence of underlying conditions. These recommendations should raise awareness on withdrawal symptoms, help clinicians make an informed decision, and offer adequate support and assistance to those experiencing severe symptoms. It is possible that a better understanding of withdrawal symptoms will lead to more people being referred to withdrawal management services, thus potentially increasing the cost for the NHS. Nevertheless, any additional cost should be balanced by benefits due to a reduction of adverse events and better management of withdrawal symptoms, thus ultimately increasing the efficiency of the NHS.

1.4 Recommendations supported by this evidence review

This evidence review supports recommendations 1.5.3, 1.5.9, 1.5.13, 1.5.14., 1.5.17, 1.5.18, 1.5.19, and 1.5.20. No research recommendations were made from this evidence review.

Other evidence supporting these recommendations can be found in the evidence reviews on
C Safe Withdrawal.

References

1. Abagiou AO, Cavar Z, Dannon P, George P, Habrat B, Mahomedy Z et al. Outcomes from the International Survey Informing Greater Insights in Opioid Dependence Treatment (INSIGHT) project. *Drugs: Education, Prevention & Policy*. 2014; 21(6):440-450
2. Abbasi-Ghahramanloo A, Khodadost M, Moradpour F, Karimirad MR, Kamali R, Ziarati F. Prevalence of nonmedical use of prescription-type opioids, methylphenidate, and sedative-hypnotics among university students in the south of Iran: a regression analysis. *Electronic Physician*. 2018; 10(6):6981-6987
3. Abdellaoui R, Foulquie P, Texier N, Faviez C, Burgun A, Schuck S. Detection of cases of noncompliance to drug treatment in patient forum posts: Topic model approach. *Journal of Medical Internet Research*. 2018; 20(3):e85
4. Abiodun O. Knowledge and views on drug abuse of primary health care workers in Nigeria. *Drug and Alcohol Dependence*. 1991; 28(2):177-182
5. Abood EA, Scott J, Wazaify M. User experiences of prescription and over-the-counter drug abuse in Aden City, Yemen. *Pharmacy*. 2018; 6(3):13
6. Abouyanni G, Stevens LJ, Harris MF, Wickes WA, Ramakrishna SS, Ta E et al. GP attitudes to managing drug- and alcohol-dependent patients: A reluctant role. *Drug and Alcohol Review*. 2000; 19(2):165-170
7. Adams EH, Kopstein AN. The nonmedical use of prescription drugs in the United States. *NIDA Research Monograph Series*. 1993; (131):109-119
8. Adams ET, Cohen EL, Bernard A, Darnell W, Helme DW. Trauma trainees' multiple competing goals in opioid prescription communication. *Qualitative Health Research*. 2018; 28(13):1983-1996
9. Addiction: research roundup. *DATA: The Brown University Digest of Addiction Theory & Application*. 2010; 29(7):2
10. Afilalo M, Etropolski MS, Kuperwasser B, Kelly K, Okamoto A, Van Hove I et al. Efficacy and safety of Tapentadol extended release compared with oxycodone controlled release for the management of moderate to severe chronic pain related to osteoarthritis of the knee: a randomized, double-blind, placebo- and active-controlled phase III study. *Clinical Drug Investigation*. 2010; 30(8):489-505
11. Agyapong VIO, Nwankwo V, Bangaru R, Kirrane R. Sources of patients' knowledge of the adverse effects of psychotropic medication and the perceived influence of adverse effects on compliance among service users attending community mental health services. *Journal of Clinical Psychopharmacology*. 2009; 29(6):565-570
12. Al-Amri HS, Al Huthail YR. Prescribing attitudes of antidepressants among psychiatrists in Riyadh City. *Arab Journal of Psychiatry*. 2002; 13(1):36-42
13. Al-Husseini A, Wazaify M, Van Hout MC. Pregabalin misuse and abuse in Jordan: A qualitative study of user experiences. *International Journal of Mental Health & Addiction*. 2018; 16(3):642-654
14. Albright J, Ciaverelli R, Essex A, Tkacz J, Ruetsch C. Psychiatrist characteristics that influence use of buprenorphine medication-assisted treatment. *Journal of Addiction Medicine*. 2010; 4(4):197-203
15. Alexopoulos GS, Meyers BS, Young RC, Kalayam B, Kakuma T, Gabrielle M et al. Executive dysfunction and long-term outcomes of geriatric depression. *Archives of General Psychiatry*. 2000; 57(3):285-290

16. Alghofaily M, Romberg E, Aldahmash S, Tordik PA. Opioid-prescribing habits of practitioner and educator members of the American Association of Endodontists: Report of a national survey. *Journal of Endodontics*. 2019; 45(10):1265-1271
17. Alishahi ML, Olson K, Brooks-Russell A, Hoppe J, Runyan C. Provider reactions to opioid-prescribing report cards. *Journal of Public Health Management and Practice*. 2021; DOI: 10.1097/PHH.0000000000001382
18. Alkhamis A, Matheson C, Bond C. General practitioners' management of psychostimulant drug misuse: implications for education and training. *Drugs: Education, Prevention & Policy*. 2009; 16(4):343-354
19. Allcock N, Toft C. Student nurses' attitudes to pain relieving drugs. *International Journal of Nursing Studies*. 2003; 40(2):125-131
20. Alley L, Novak K, Havlin T, Irwin AN, Carson J, Johnston K et al. Development and pilot of a prescription drug monitoring program and communication intervention for pharmacists. *Research in Social & Administrative Pharmacy*. 2020; 16(10):1422-1430
21. Allgulander C, Florea I, Huusom AK. Prevention of relapse in generalized anxiety disorder by escitalopram treatment. *International Journal of Neuropsychopharmacology*. 2006; 9(5):495-505
22. Allgulander C, Hackett D, Salinas E. Venlafaxine extended release (ER) in the treatment of generalised anxiety disorder: twenty-four-week placebo-controlled dose-ranging study. *British Journal of Psychiatry*. 2001; 179:15-22
23. Altshuler L, Kiriakos L, Calcagno J, Goodman R, Gitlin M, Frye M et al. The impact of antidepressant discontinuation versus antidepressant continuation on 1-year risk for relapse of bipolar depression: A retrospective chart review. *Journal of Clinical Psychiatry*. 2001; 62(8):612-616
24. Altshuler L, Suppes T, Black D, Nolen WA, Keck PE, Jr., Frye MA et al. Impact of antidepressant discontinuation after acute bipolar depression remission on rates of depressive relapse at 1-year follow-up. *American Journal of Psychiatry*. 2003; 160(7):1252-1262
25. Alvarez E, Perez V, Dragheim M, Loft H, Artigas F. A double-blind, randomized, placebo-controlled, active reference study of Lu AA21004 in patients with major depressive disorder. *International Journal of Neuropsychopharmacology*. 2012; 15(5):589-600
26. Alves P, Winstock A. Patients' knowledge about treatment for opiate dependence. *Psychiatrist*. 2011; 35(12):448-453
27. Alvidrez J, Kaiser D, Havassy BE. Severely mentally ill consumers' perspectives on drug use. *Journal of Psychoactive Drugs*. 2004; 36(3):347-355
28. Ancoli-Israel S, Richardson GS, Mangano RM, Jenkins L, Hall P, Jones WS. Long-term use of sedative hypnotics in older patients with insomnia. *Sleep Medicine*. 2005; 6(2):107-113
29. Andersch S, Rosenberg NK, Kullingsjo H, Ottosson JO, Bech P, Bruun-Hansen J et al. Efficacy and safety of alprazolam, imipramine and placebo in treating panic disorder. A Scandinavian multicenter study. *Acta Psychiatrica Scandinavica*. 1991; 83:18-27
30. Anderson C, Kirkpatrick S, Ridge D, Kokanovic R, Tanner C. Starting antidepressant use: a qualitative synthesis of UK and Australian data. *BMJ Open*. 2015; 5(12):e008636

31. Anderson C, Roy T. Patient experiences of taking antidepressants for depression: A secondary qualitative analysis. *Research in Social & Administrative Pharmacy*. 2013; 9(6):884-902
32. Anderson K, Stowasser D, Freeman C, Scott I. Prescriber barriers and enablers to minimising potentially inappropriate medications in adults: A systematic review and thematic synthesis. *BMJ Open*. 2014; 4(12):e006544
33. Andersson L, Johnson B. Patient choice as a means of empowerment in opioid substitution treatment: a case from Sweden. *Drugs: Education, Prevention & Policy*. 2020; 27(2):105-117
34. Andrade C. Antidepressant-withdrawal mania: a critical review and synthesis of the literature. *Journal of Clinical Psychiatry*. 2004; 65(7):987-993
35. Andrews-Cooper IN, Kozachik SL. How patient education influences utilization of nonpharmacological modalities for persistent pain management: An integrative review. *Pain Management Nursing*. 2020; 21(2):157-164
36. Andrews LK, Coviello J, Hurley E, Rose L, Redeker NS. "I'd eat a bucket of nails if you told me it would help me sleep:" perceptions of insomnia and its treatment in patients with stable heart failure. *Heart and Lung*. 2013; 42(5):339-345
37. Andrews S, Sorensen JL, Guydish J, Delucchi K, Greenberg B. Knowledge and attitudes about methadone maintenance among staff working in a therapeutic community. *Journal of Maintenance in the Addictions*. 2005; 3(1):47-59
38. Andrilla CHA, Coulthard C, Patterson DG. Prescribing practices of rural physicians waived to prescribe buprenorphine. *American Journal of Preventive Medicine*. 2018; 54(6 Suppl 3):S208-S214
39. Andrilla CHA, Jones KC, Patterson DG. Prescribing practices of nurse practitioners and physician assistants waived to prescribe buprenorphine and the barriers they experience prescribing buprenorphine. *Journal of Rural Health*. 2020; 36(2):187-195
40. Andrilla CHA, Moore TE, Patterson DG. Overcoming barriers to prescribing buprenorphine for the treatment of opioid use disorder: Recommendations from rural physicians. *Journal of Rural Health*. 2019; 35(1):113-121
41. Anonymous. Selective serotonin re-uptake inhibitors and withdrawal reactions. *WHO Drug Information*. 1998; 12(3):136-138
42. Anseau M, Papart P, Gérard MA, von Frenckell R, Franck G. Controlled comparison of buspirone and oxazepam in generalized anxiety. *Neuropsychobiology*. 1990; 24(2):74-78
43. Anthierens S, Habraken H, Petrovic M, Deveugele M, De Maeseneer J, Christiaens T. First benzodiazepine prescriptions: qualitative study of patients' perspectives. *Canadian Family Physician*. 2007; 53(7):1200-1201
44. Armstrong JB. Loneliness and perceived stigmatization among older adults enrolled in opiate substitution treatment programs and the utilization of mental health services. *Antioch Seattle*. Antioch University. 2016
45. Attiullah N, Baymiller S, Berlowitz S, Boland R, Friedman M, Posternak M et al. Which factors influence psychiatrists' selection of antidepressants? *American Journal of Psychiatry*. 2004; 161(7):1285-1289
46. Avery AJ, Anderson C, Bond CM, Fortnum H, Gifford A, Hannaford PC et al. Evaluation of patient reporting of adverse drug reactions to the UK 'Yellow Card Scheme':

- literature review, descriptive and qualitative analyses, and questionnaire surveys. *Health Technology Assessment*. 2011; 15(20):1-234, iii-iv
47. Ayakta N, Sceats LA, Merrell SB, Kin C. "It's like learning by the seat of your pants": Surgeons lack formal training in opioid prescribing. *Journal of Surgical Education*. 2021; 78(1):160-167
48. Ayres RM, Eveson L, Ingram J, Telfer M. Treatment experience and needs of older drug users in Bristol, UK. *Journal of Substance Use*. 2012; 17(1):19-31
49. Babul N, Noveck R, Chipman H, Roth SH, Gana T, Albert K. Efficacy and safety of extended-release, once-daily tramadol in chronic pain: a randomized 12-week clinical trial in osteoarthritis of the knee. *Journal of Pain and Symptom Management*. 2004; 28(1):59-71
50. Badger F, Kingscote-Davies T, Nolan P. The pharmacist's role in the medicinal management of depression. *Nursing Standard*. 2002; 16(47):33-40
51. Bainum TB, Fike DS, Mechelay D, Haase KK. Effect of abrupt discontinuation of antidepressants in critically ill hospitalized adults. *Pharmacotherapy: The Journal of Human Pharmacology & Drug Therapy*. 2017; 37(10):1231-1240
52. Baker JE, Luketic K, Niziolek GM, Freeman CM, Grannan KJ, Pritts TA et al. Attending and resident surgeon perspectives and prescribing practices of pain medication during the opioid epidemic. *Journal of Surgical Education*. 2021; 78(2):579-589
53. Baldacchino A, Gilchrist G, Fleming R, Bannister J. Guilty until proven innocent: a qualitative study of the management of chronic non-cancer pain among patients with a history of substance abuse. *Addictive Behaviors*. 2010; 35(3):270-272
54. Baldacchino A, Kidd B, Taikato M. What every psychiatrist should know about buprenorphine in substance misuse. *Psychiatric Bulletin*. 2005; 29(6):225-227
55. Baldwin DS, Allgulander C, Bandelow B, Ferre F, Pallanti S. An international survey of reported prescribing practice in the treatment of patients with generalised anxiety disorder. *World Journal of Biological Psychiatry*. 2012; 13(7):510-516
56. Baldwin DS, Chrones L, Florea I, Nielsen R, Nomikos GG, Palo W et al. The safety and tolerability of vortioxetine: Analysis of data from randomized placebo-controlled trials and open-label extension studies. *Journal of Psychopharmacology*. 2016; 30(3):242-252
57. Baldwin DS, Loft H, Dragheim M. A randomised, double-blind, placebo controlled, duloxetine-referenced, fixed-dose study of three dosages of Lu AA21004 in acute treatment of major depressive disorder (MDD). *European Neuropsychopharmacology*. 2012; 22(7):482-491
58. Baldwin DS, Montgomery SA, Nil R, Lader M. Discontinuation symptoms in depression and anxiety disorders. *International Journal of Neuropsychopharmacology*. 2007; 10(1):73-84
59. Balmer R, Battegay R, von Marschall R. Long-term treatment with diazepam. Investigation of consumption habits and the interaction between psychotherapy and psychopharmacotherapy: a prospective study. *International Pharmacopsychiatry*. 1981; 16(4):221-234
60. Balough MM, Nwankpa S, Unni EJ. Readiness of pharmacists based in Utah about pain management and opioid dispensing. *Pharmacy*. 2019; 7(1):11
61. Banta-Green CJ, Von Korff M, Sullivan MD, Merrill JO, Doyle SR, Saunders K. The prescribed opioids difficulties scale: a patient-centered assessment of problems and concerns. *Clinical Journal of Pain*. 2010; 26(6):489-497

62. Bargon CA, Zale EL, Magidson J, Chen N, Ring D, Vranceanu AM. Factors associated with patients' perceived importance of opioid prescribing policies in an orthopedic hand surgery practice. *Journal of Hand Surgery*. 2019; 44(4):340.e341-340.e348
63. Barker MJ, Greenwood KM, Jackson M, Crowe SF. Persistence of cognitive effects after withdrawal from long-term benzodiazepine use: a meta-analysis. *Archives of Clinical Neuropsychology*. 2004; 19(3):437-454
64. Baron R, Freynhagen R, Tolle TR, Cloutier C, Leon T, Murphy TK et al. The efficacy and safety of pregabalin in the treatment of neuropathic pain associated with chronic lumbosacral radiculopathy. *Pain*. 2010; 150(3):420-427
65. Barrett R, Costa D. An evaluation of community pharmacist perception of the misuse and abuse of over-the-counter co-codamol in Cornwall and Devon, UK: A cross-sectional survey. *Heroin Addiction and Related Clinical Problems*. 2018; 20(5):13-17
66. Barry DT, Irwin KS, Jones ES, Becker WC, Tetrault JM, Sullivan LE et al. Opioids, chronic pain, and addiction in primary care. *Journal of Pain*. 2010; 11(12):1442-1450
67. Barter G, Cormack M. The long-term use of benzodiazepines: patients' views, accounts and experiences. *Family Practice*. 1996; 13(6):491-497
68. Basu D, Singh J. Drug and alcohol abuse: General physician's perspective. *Journal of the Indian Medical Association*. 2005; 103(2):88-98
69. Bayliss P, Holtum S. Experiences of antidepressant medication and cognitive-behavioural therapy for depression: a grounded theory study. *Psychology & Psychotherapy: Theory, Research & Practice*. 2015; 88(3):317-334
70. Bech P, Demyttenaere K, Hansen HV, Kessing LV. Depressive and bipolar disorders: patients' attitudes and beliefs towards depression and antidepressants. *Psychological Medicine*. 2005; 35(8):1205-1213
71. Becker WC, Dorflinger L, Edmond SN, Islam L, Heapy AA, Fraenkel L. Barriers and facilitators to use of non-pharmacological treatments in chronic pain. *BMC Family Practice*. 2017; 18(1):41
72. Belaise C, Gatti A, Chouinard VA, Chouinard G. Patient online report of selective serotonin reuptake inhibitor-induced persistent postwithdrawal anxiety and mood disorders. *Psychotherapy and Psychosomatics*. 2012; 81(6):386-388
73. Bell G, Cohen J, Cremona A. How willing are general practitioners to manage narcotic misuse? *Health Trends*. 1990; 22(1990):56-57
74. Belleville G, Morin CM. Hypnotic discontinuation in chronic insomnia: impact of psychological distress, readiness to change, and self-efficacy. *Health Psychology*. 2008; 27(2):239-248
75. Bendtsen P, Hensing G, Ebeling C, Schedin A. What are the qualities of dilemmas experienced when prescribing opioids in general practice? *Pain*. 1999; 82(1):89-96
76. Bennett G, Taing MW, Hattigh HL, La Caze A. Pharmacists' perceived responsibility for patient care when there is a risk of misadventure: a qualitative study. *International Journal of Pharmacy Practice*. 2020; 28(6):599-607
77. Bergh S, Selbæk G, Engedal K. Discontinuation of antidepressants in people with dementia and neuropsychiatric symptoms (DESEP study): double blind, randomised, parallel group, placebo controlled trial. *BMJ*. 2012; 344:e1566

78. Bergman AA, Matthias MS, Coffing JM, Krebs EE. Contrasting tensions between patients and PCPs in chronic pain management: A qualitative study. *Pain Medicine*. 2013; 14(11):1689-1697
79. Bergstein RS, King K, Melendez-Torres GJ, Latimore AD. Refusal to accept emergency medical transport following opioid overdose, and conditions that may promote connections to care. *International Journal of Drug Policy*. 2021; 97:103296
80. Bessen S, Metcalf SA, Saunders EC, Moore SK, Meier A, McLeman B et al. Barriers to naloxone use and acceptance among opioid users, first responders, and emergency department providers in New Hampshire, USA. *International Journal of Drug Policy*. 2019; 74:144-151
81. Bhamb B, Brown D, Hariharan J, Anderson J, Balousek S, Fleming MF. Survey of select practice behaviors by primary care physicians on the use of opioids for chronic pain. *Current Medical Research and Opinion*. 2006; 22(9):1859-1865
82. Bialos D, Giller E, Jatlow P, Docherty J, Harkness L. Recurrence of depression after discontinuation of long-term amitriptyline treatment. *American Journal of Psychiatry*. 1982; 139(3):325-329
83. Bidzan L, Mahableshwarkar AR, Jacobsen P, Yan M, Sheehan DV. Vortioxetine (Lu AA21004) in generalized anxiety disorder: results of an 8-week, multinational, randomized, double-blind, placebo-controlled clinical trial. *European Neuropsychopharmacology*. 2012; 22(12):847-857
84. Bieling PJ, Hawley LL, Bloch RT, Corcoran KM, Levitan RD, Young LT et al. Treatment-specific changes in decentering following mindfulness-based cognitive therapy versus antidepressant medication or placebo for prevention of depressive relapse. *Journal of Consulting and Clinical Psychology*. 2012; 80(3):365-372
85. Biondi F, Casadei GL. Results of a multicenter trial with the hypnotic zolpidem in 1152 insomniac patients. *Current Therapeutic Research - Clinical and Experimental*. 1994; 55(3):262-274
86. Bixler EO, Kales JD, Kales A, Jacoby JA, Soldatos CR. Rebound insomnia and elimination half-life: assessment of individual subject response. *Journal of Clinical Pharmacology*. 1985; 25(2):115-124
87. Black JC, Margolin ZR, Olson RA, Dart RC. Online conversation monitoring to understand the opioid epidemic: Epidemiological surveillance study. *JMIR Public Health and Surveillance*. 2020; 6(2):e17073
88. Black K, Shea C, Dursun S, Kutcher S. Selective serotonin reuptake inhibitor discontinuation syndrome: proposed diagnostic criteria. *Journal of Psychiatry and Neuroscience*. 2000; 25(3):255-261
89. Blake S, Ruel B, Seamark C, Seamark D. Experiences of patients requiring strong opioid drugs for chronic non-cancer pain: a patient-initiated study. *British Journal of General Practice*. 2007; 57(535):101-108
90. Blanck S, Engstrom M. District nurses' prescribing practice and its link to structural conditions. *Journal of the American Association of Nurse Practitioners*. 2015; 27(10):568-575
91. Bornstein M, Berger A, Gipson JD. A mixed methods study exploring methadone treatment disclosure and perceptions of reproductive health care among women ages 18–44 years, Los Angeles, CA. *Journal of Substance Abuse Treatment*. 2020; 118:108119
92. Boulenger JP, Loft H, Olsen CK. Efficacy and safety of vortioxetine (Lu AA21004), 15 and 20 mg/day: a randomized, double-blind, placebo-controlled, duloxetine-referenced study

in the acute treatment of adult patients with major depressive disorder. *International Clinical Psychopharmacology*. 2014; 29(3):138-149

93. Bounthavong M, Suh K, Christopher MLD, Veenstra DL, Basu A, Devine EB. Providers' perceptions on barriers and facilitators to prescribing naloxone for patients at risk for opioid overdose after implementation of a national academic detailing program: a qualitative assessment. *Research in Social & Administrative Pharmacy*. 2020; 16(8):1033-1040

94. Bowden CL, Fisher JG. Safety and efficacy of long-term diazepam therapy. *Southern Medical Journal*. 1980; 73(12):1581-1584

95. Bowles JM, Smith LR, Mittal ML, Harding RW, Copulsky E, Hennessy G et al. "I wanted to close the chapter completely ... and I feel like that [carrying naloxone] would keep it open a little bit": Refusal to carry naloxone among newly-abstinent opioid users and 12-step identity. *International Journal of Drug Policy*. 2021; 94:103200

96. Boyer P, Montgomery S, Lepola U, Germain JM, Brisard C, Ganguly R et al. Efficacy, safety, and tolerability of fixed-dose desvenlafaxine 50 and 100 mg/day for major depressive disorder in a placebo-controlled trial. *International Clinical Psychopharmacology*. 2008; 23(5):243-253

97. Brinkley-Rubinstein L, Peterson M, Clarke J, Macmadu A, Truong A, Pognon K et al. The benefits and implementation challenges of the first state-wide comprehensive medication for addictions program in a unified jail and prison setting. *Drug and Alcohol Dependence*. 2019; 205:107514

98. British Medical Association. Prescribed drugs associated with dependence and withdrawal – building a consensus for action. Analysis report. London. 2015. Available from: <https://www.drugsandalcohol.ie/24620/>

[files/10/24620.html](https://www.drugsandalcohol.ie/24620/files/10/24620.html)

99. Broekmans S, Evers G, Kumar A, Morlion B, Vanderschueren S. Nurses' attitudes toward pain treatment with opioids: a survey in a Belgian university hospital. *International Journal of Nursing Studies*. 2004; 41(2):183-189

100. Brown JD, Delcher PC, Bae J, Roussos-Ross D, Goodin AJ. OB/GYN perceptions of prescription drug monitoring programs as a primary prevention tool for neonatal abstinence syndrome. *Research in Social & Administrative Pharmacy*. 2020; 16(12):1789-1791

101. Bunbury J, Cowling J. Drug use and drug users: attitude and behavior of a group of Western Australian Rotarians. *Biochemistry and Experimental Biology*. 1980; 16(1):355-366

102. Bunting AM, Frank D, Arshonsky J, Bragg MA, Friedman SR, Krawczyk N. Socially-supportive norms and mutual aid of people who use opioids: an analysis of Reddit during the initial COVID-19 pandemic. *Drug and Alcohol Dependence*. 2021; 222:108672

103. Busto U, Sellers EM, Naranjo CA, Cappell H, Sanchez-Craig M, Sykora K. Withdrawal reaction after long-term therapeutic use of benzodiazepines. *New England Journal of Medicine*. 1986; 315(14):854-859

104. Busto UE, Naranjo CA, Bremner KE, Peachey JE, Bologna M. Safety of ipsapirone treatment compared with lorazepam: discontinuation effects. *Journal of Psychiatry and Neuroscience*. 1998; 23(1):35-44

105. Busto UE, Pain T, Lanctot KL, Einarson TR, Naranjo CA. Assessment of the risk of therapeutic dose benzodiazepine withdrawal reactions with meta-analysis. *Canadian Journal of Clinical Pharmacology*. 1998; 5(3):161-168

106. Busto UE, Sproule BA, Knight K, Herrmann N. Use of prescription and nonprescription hypnotics in a Canadian elderly population. *Canadian Journal of Clinical Pharmacology*. 2001; 8(4):213-221
107. Busto UE, Sproule BA, Knight K, Romach MK, Sellers EM. Severe dependence on oral opioids. *Canadian Journal of Clinical Pharmacology*. 1998; 5(1):23-28
108. Busto UE, Sykora K, Sellers EM. A clinical scale to assess benzodiazepine withdrawal. *Journal of Clinical Psychopharmacology*. 1989; 9(6):412-416
109. Buttram ME, Kurtz SP, Ellis MS, Cicero TJ. Gabapentin prescribed during substance abuse treatment: The perspective of treatment providers. *Journal of Substance Abuse Treatment*. 2019; 105:1-4
110. Calcaterra SL, Drabkin AD, Leslie SE, Doyle R, Koester S, Frank JW et al. The hospitalist perspective on opioid prescribing: A qualitative analysis. *Journal of Hospital Medicine (Online)*. 2016; 11(8):536-542
111. Canfield MC, Keller CE, Frydrych LM, Ashrafioun L, Purdy CH, Blondell RD. Prescription opioid use among patients seeking treatment for opioid dependence. *Journal of Addiction Medicine*. 2010; 4(2):108-113
112. Canfield MC, Keller CE, Frydrych LM, Ashrafioun L, Purdy CH, Blondell RD. "Prescription opioid use among patients seeking treatment for opioid dependence": Erratum. *Journal of Addiction Medicine*. 2011; 5(1):86
113. Canham SL. What's loneliness got to do with it? Older women who use benzodiazepines. *Australasian Journal on Ageing*. 2015; 34(1):E7-E12
114. Cantopher T, Olivieri S, Cleave N, Edwards JG. Chronic benzodiazepine dependence. A comparative study of abrupt withdrawal under propranolol cover versus gradual withdrawal. *British Journal of Psychiatry*. 1990; 156:406-411
115. Caplehorn JR, Irwig L, Saunders JB. Physicians' attitudes and retention of patients in their methadone maintenance programs. *Substance Use and Misuse*. 1996; 31(6):663-677
116. Cappell H, Busto U, Kay G, Naranjo CA, Sellers EM, Sanchez-Craig M. Drug deprivation and reinforcement by diazepam in a dependent population. *Psychopharmacology*. 1987; 91(2):154-160
117. Cartwright C, Gibson K, Read J. Personal agency in women's recovery from depression: The impact of antidepressants and women's personal efforts. *Clinical Psychologist*. 2018; 22(1):72-82
118. Castañeda J. User perspectives on cannabis and SSRIs as treatment for depression. *Drugs and Alcohol Today*. 2020; 20(1):74-83
119. Chang Y, Zhu KL, Florez ID, Cho SM, Zamir N, Toma A et al. Attitudes toward the canadian guideline for safe and effective use of opioids for chronic non-cancer pain: A qualitative study. *Journal of Opioid Management*. 2016; 12(6):377-387
120. Chatterjee A, Lopez D, Ramkellawan S, Brown R, Smith K, Gaeta JM et al. "That's what we call the cocktail": non-opioid medication and supplement misuse among opioid users. *Substance Abuse*. 2021; 42(2):175-182
121. Chau LW, Erickson M, Vigo D, Lou H, Pakhomova T, Winston ML et al. The perspectives of people who use drugs regarding short term involuntary substance use care for severe substance use disorders. *International Journal of Drug Policy*. 2021; 97:103208

122. Chen L, Houghton M, Seefeld L, Malarick C, Mao J. Opioid therapy for chronic pain: physicians' attitude and current practice patterns. *Journal of Opioid Management*. 2011; 7(4):267-276
123. Choi J, Vordenberg SE. Older adults' perceptions of deprescribing chronic benzodiazepines. *Journal of the American Pharmacists Association*. 2021; 20:10.1016/j.japh.2021.1004.1003
124. Chouinard S, Prasad A, Brown R. Survey assessing medical student and physician knowledge and attitudes regarding the opioid crisis. *WMJ*. 2018; 117(1):34-37
125. Choy Y, Peselow ED, Case BG, Pressman MA, Luff JA, Laje G et al. Three-year medication prophylaxis in panic disorder: to continue or discontinue? A naturalistic study. *Comprehensive Psychiatry*. 2007; 48(5):419-425
126. Cleveland LM, McGlothen-Bell K, Scott LA, Recto P. A life-course theory exploration of opioid-related maternal mortality in the United States. *Addiction*. 2020; 115(11):2079-2088
127. Click IA, Basden JA, Bohannon JM, Anderson H, Tudiver F. Opioid prescribing in rural family practices: A qualitative study. *Substance Use and Misuse*. 2018; 53(4):533-540
128. Cochran G, Field C, Lawson K, Erickson C. Pharmacists' knowledge, attitudes and beliefs regarding screening and brief intervention for prescription opioid abuse: A survey of Utah and Texas pharmacists. *Journal of Pharmaceutical Health Services Research*. 2013; 4(2):71-79
129. Cohen-Mansfield J, Lipson S, Werner P, Billig N, Taylor L, Woosley R. Withdrawal of haloperidol, thioridazine, and lorazepam in the nursing home: a controlled, double-blind study. *Archives of Internal Medicine*. 1999; 159(15):1733-1740
130. Cohen AJ, Klett C, Ling W. Patient perspectives of opiate withdrawal. *Drug and Alcohol Dependence*. 1983; 12(2):167-172
131. Cohen D, Recalt A. Discontinuing psychotropic drugs from participants in randomized controlled trials: A systematic review. *Psychotherapy and Psychosomatics*. 2019; 88(2):96-104
132. Cohen LS, Soares CN, Lyster A, Cassano P, Brandes M, Leblanc GA. Efficacy and tolerability of premenstrual use of venlafaxine (flexible dose) in the treatment of premenstrual dysphoric disorder. *Journal of Clinical Psychopharmacology*. 2004; 24(5):540-543
133. Connor KM, Davidson JR, Potts NL, Tupler LA, Miner CM, Malik ML et al. Discontinuation of clonazepam in the treatment of social phobia. *Journal of Clinical Psychopharmacology*. 1998; 18(5):373-378
134. Conrardy M, Lank P, Cameron KA, McConnell R, Chevrier A, Sears J et al. Emergency department patient perspectives on the risk of addiction to prescription opioids. *Pain Medicine*. 2016; 17(1):114-121
135. Cook BL, Helms PM, Smith RE, Tsai M. Unipolar depression in the elderly. Reoccurrence on discontinuation of tricyclic antidepressants. *Journal of Affective Disorders*. 1986; 10(2):91-94
136. Cook JM, Biyanova T, Masci C, Coyne JC. Older patient perspectives on long-term anxiolytic benzodiazepine use and discontinuation: a qualitative study. *Journal of General Internal Medicine*. 2007; 22(8):1094-1100
137. Cooper C, Bebbington P, King M, Brugha T, Meltzer H, Bhugra D et al. Why people do not take their psychotropic drugs as prescribed: Results of the 2000 National Psychiatric Morbidity Survey. *Acta Psychiatrica Scandinavica*. 2007; 116(1):47-53

138. Cooper RJ. 'I can't be an addict. I am.' Over-the-counter medicine abuse: a qualitative study. *BMJ Open*. 2013; 3(6):20
139. Cooper S, Nielsen S. Stigma and social support in pharmaceutical opioid treatment populations: A scoping review. *International Journal of Mental Health and Addiction*. 2016; 15(2)
140. Coppen A, Ghose K, Montgomery S, Rama Rao VA, Bailey J, Jorgensen A. Continuation therapy with amitriptyline in depression. *British Journal of Psychiatry*. 1978; 133:28-33
141. Cossette B, Bruneau M-A, Couturier Y, Gilbert S, Boyer D, Ricard J et al. Optimizing Practices, Use, Care and Services—Antipsychotics (OPUS-AP) in long-term care centers in Québec, Canada: a strategy for best practices. *Journal of the American Medical Directors Association*. 2020; 21(2):212-219
142. Coupland H, Moensted ML, Reid S, White B, Eastwood J, Haber P et al. Developing a model of care for substance use in pregnancy and parenting services, Sydney, Australia: service provider perspectives. *Journal of Substance Abuse Treatment*. 2021; 131(108420)
143. Covi L, Lipman RS, Pattison JH, Derogatis LR, Uhlenhuth EH. Length of treatment with anxiolytic sedatives and response to their sudden withdrawal. *Acta Psychiatrica Scandinavica*. 1973; 49(1):51-64
144. Cowan DT, Wilson-Barnett J, Griffiths P, Vaughan DJ, Gondhia A, Allan LG. A randomized, double-blind, placebo-controlled, cross-over pilot study to assess the effects of long-term opioid drug consumption and subsequent abstinence in chronic noncancer pain patients receiving controlled-release morphine. *Pain Medicine*. 2005; 6(2):113-121
145. Coyne KS, Barsdorf AI, Brooks A, Maziere JY, Pierson RF, Butler SF et al. Establishing the content validity of the Prescription Opioid Misuse and Abuse Questionnaire (POMAQ) among chronic pain patients. *Current Medical Research and Opinion*. 2021; 37(3):505-514
146. Coyne KS, Barsdorf AI, Currie BM, Poon JL, Mazière J-Y, Pierson RF et al. Insight into chronic pain in the United States: descriptive results from the Prescription Opioid Misuse and Abuse Questionnaire (POMAQ) validation study. *Current Medical Research and Opinion*. 2021; 37(3):483-492
147. Crime UNOoDa. Preventive and treatment measures to reduce drug abuse: summary of responses to a survey of national programmes. United Nations Secretariat. *Bulletin on Narcotics*. 1983; 35(3):33-40
148. Crowe SF, Stranks EK. The residual medium and long-term cognitive effects of benzodiazepine use: An updated meta-analysis. *Archives of clinical neuropsychology : the official journal of the National Academy of Neuropsychologists*. 2018; 33(7):901-911
149. Curran HV, Collins R, Fletcher S, Kee SC, Woods B, Iliffe S. Older adults and withdrawal from benzodiazepine hypnotics in general practice: effects on cognitive function, sleep, mood and quality of life. *Psychological Medicine*. 2003; 33(7):1223-1237
150. Cutler AJ, Montgomery SA, Feifel D, Lazarus A, Astrom M, Brecher M. Extended release quetiapine fumarate monotherapy in major depressive disorder: a placebo- and duloxetine-controlled study. *Journal of Clinical Psychiatry*. 2009; 70(4):526-539
151. Cutler NR, Sramek JJ, Hesselink JMK, Krol A, Roeschen J, Rickels K et al. A double-blind, placebo-controlled study comparing the efficacy and safety of ipsapirone versus lorazepam in patients with generalized anxiety disorder: A prospective multicenter trial. *Journal of Clinical Psychopharmacology*. 1993; 13(6):429-437

152. da Costa BR, Nüesch E, Kasteler R, Husni E, Welch V, Rutjes AWS et al. Oral or transdermal opioids for osteoarthritis of the knee or hip. *Cochrane Database of Systematic Reviews* 2014, Issue 9. Art. No.: CD003115. DOI: 10.1002/14651858.CD003115.pub4.
153. Dallal A, Chouinard G. Withdrawal and rebound symptoms associated with abrupt discontinuation of venlafaxine. *Journal of Clinical Psychopharmacology*. 1998; 18(4):343-344
154. Dankert ME, Brensinger CM, Metzger KL, Li C, Koleva SG, Mesen A et al. Attitudes of patients and family members towards implantable psychiatric medication. *Schizophrenia Research*. 2008; 105(1-3):279-286
155. Dannon PN, Iancu I, Cohen A, Lowengrub K, Grunhaus L, Kotler M. Three year naturalistic outcome study of panic disorder patients treated with paroxetine. *BMC Psychiatry*. 2004; 4:16
156. Davidson J, Raft D. Use of phenelzine in continuation therapy. *Neuropsychobiology*. 1984; 11(3):191-194
157. Davies A, Huxley P. Survey of general practitioners' opinions on treatment of opiate users. *British Medical Journal*. 1997; 314(7088):1173-1174
158. Davies J, Pauli R, Montagu L. Antidepressant Withdrawal: a survey of patients' experience by the All-Party Parliamentary Group for Prescribed Drug Dependence. 2018.
159. Davies J, Read J. A systematic review into the incidence, severity and duration of antidepressant withdrawal effects: Are guidelines evidence-based? *Addictive Behaviors*. 2019; 97:111-121
160. Davis LL, Frazier EC, Williford RB, Newell JM. Long-term pharmacotherapy for post-traumatic stress disorder. *CNS Drugs*. 2006; 20(6):465-476
161. Davis RE. Salient beliefs and social influence on intentions to misuse prescription opioid pain relieving drugs for recreational purposes: an application of the theory of planned behavior. Mississippi. The University of Mississippi. 2018
162. Dawson R, Sellers DE, Spross JA, Jablonski ES, Hoyer DR, Solomon MZ. Do patients' beliefs act as barriers to effective pain management behaviors and outcomes in patients with cancer-related or noncancer-related pain? *Oncology Nursing Forum*. 2005; 32(2):363-374
163. Dawson R, Spross JA, Jablonski ES, Hoyer DR, Sellers DE, Solomon MZ. Probing the paradox of patients' satisfaction with inadequate pain management. *Journal of Pain and Symptom Management*. 2002; 23(3):211-220
164. De Sola H, Maquibar A, Failde I, Salazar A, Goicolea I. Living with opioids: a qualitative study with patients with chronic low back pain. *Health Expectations*. 2020; 23(5):1118-1128
165. Dell'Osso B, Hadley S, Allen A, Baker B, Chaplin WF, Hollander E. Escitalopram in the treatment of impulsive-compulsive internet usage disorder: an open-label trial followed by a double-blind discontinuation phase. *Journal of Clinical Psychiatry*. 2008; 69(3):452-456
166. Detke MJ, Lu Y, Goldstein DJ, Demitrack MA. Duloxetine, 60 mg once daily, for major depressive disorder: a randomized double-blind placebo-controlled trial. *The Journal of clinical psychiatry*. 2002; 63(4):308-315
167. Detke MJ, Lu Y, Goldstein DJ, McNamara RK, Demitrack MA. Duloxetine 60 mg once daily dosing versus placebo in the acute treatment of major depression. *Journal of Psychiatric Research*. 2002; 36(6):383-390

168. Dickinson R, Knapp P, House AO, Dimri V, Zermansky A, Petty D et al. Long-term prescribing of antidepressants in the older population: a qualitative study. *British Journal of General Practice*. 2010; 60(573):e144-155
169. Donald M, Partanen R, Sharman L, Lynch J, Dingle GA, Haslam C et al. Long-term antidepressant use in general practice: a qualitative study of GPs' views on discontinuation. *British Journal of General Practice*. 2021; 71(708):e508-e516
170. Donner B, Raber M, Zenz M, Strumpf M, Dertwinkel R. Experiences with the prescription of opioids: A patient questionnaire. *Journal of Pain and Symptom Management*. 1998; 15(4):231-235
171. Doogan DP, Caillard V. Sertraline in the prevention of depression. *British Journal of Psychiatry*. 1992; 160:217-222
172. Doucette WR, Mays-Holland T, Memmott H, Lipman AG. Cancer pain management: Pharmacist knowledge and practices. *Journal of Pharmaceutical Care in Pain and Symptom Control*. 1997; 5(3):17-31
173. Drazdowski TK. A systematic review of the motivations for the non-medical use of prescription drugs in young adults. *Drug and Alcohol Dependence*. 2016; 162:3-25
174. Droege M, Maniscalco M, Daniel KL, Baldwin HJ. Consumers' risk perceptions of prescription and over-the-counter medications. *Journal of Pharmacy Technology*. 2007; 23(3):142-147
175. Duffy L, Bacon F, Clarke CS, Donkor Y, Freemantle N, Gilbody S et al. A randomised controlled trial assessing the use of citalopram, sertraline, fluoxetine and mirtazapine in preventing relapse in primary care patients who are taking long-term maintenance antidepressants (ANTLER: ANTidepressants to prevent reLapse in dEpReSSion): study protocol for a randomised controlled trial. *Trials [Electronic Resource]*. 2019; 20(1):319
176. Dunn KE, Barrett FS, Fingerhood M, Bigelow GE. Opioid overdose history, risk behaviors, and knowledge in patients taking prescribed opioids for chronic pain. *Pain Medicine*. 2017; 18(8):1505-1515
177. Dunn KE, Barrett FS, Yopez-Laubach C, Meyer AC, Hruska BJ, Sigmon SC et al. Brief Opioid Overdose Knowledge (BOOK): A questionnaire to assess overdose knowledge in individuals who use illicit or prescribed opioids. *Journal of Addiction Medicine*. 2016; 10(5):314-323
178. Dyas JV, Apekey TA, Tilling M, Orner R, Middleton H, Siriwardena AN. Patients' and clinicians' experiences of consultations in primary care for sleep problems and insomnia: a focus group study. *British Journal of General Practice*. 2010; 60(574):e180-200
179. Dybwad TB, Kjolsrod L, Eskerud J, Laerum E. Why are some doctors high-prescribers of benzodiazepines and minor opiates? A qualitative study of GPs in Norway. *Family Practice*. 1997; 14(5):361-368
180. Ebbert JO, Philpot LM, Clements CM, Lovely JK, Nicholson WT, Jenkins SM et al. Attitudes, beliefs, practices, and concerns among clinicians prescribing opioids in a large academic institution. *Pain Medicine*. 2018; 19(9):1790-1798
181. Elie R, Frenay M, Le Morvan P, Bourgouin J. Efficacy and safety of zopiclone and triazolam in the treatment of geriatric insomniacs. *International Clinical Psychopharmacology*. 1990; 5 Suppl 2(Suppl 2):39-46
182. Elie R, Lavoie G, Bourgouin J, Le Morvan P. Zopiclone versus flurazepam in insomnia: prolonged administration and withdrawal. *International Clinical Psychopharmacology*. 1990; 5(4):279-286

183. Elie R, R  ther E, Farr I, Emilien G, Salinas E. Sleep latency is shortened during 4 weeks of treatment with zaleplon, a novel nonbenzodiazepine hypnotic. Zaleplon Clinical Study Group. *Journal of Clinical Psychiatry*. 1999; 60(8):536-544
184. Emergency nurse perceptions of naloxone distribution in the emergency department. *Journal of Emergency Nursing*. 2020; 46(5):675-681.e671
185. Esquibel AY, Borkan J. Doctors and patients in pain: Conflict and collaboration in opioid prescription in primary care. *Pain*. 2014; 155(12):2575-2582
186. Evaluating personality traits and suicidal ideation in substance-dependent patients on methadone maintenance therapy in addiction treatment centers in Rasht. *Annals of Tropical Medicine & Public Health*. 2017; 10(6):1631-1636
187. Eveleigh R, Muskens E, Lucassen P, Verhaak P, Spijker J, van Weel C et al. Withdrawal of unnecessary antidepressant medication: a randomised controlled trial in primary care. *BJGP open*. 2018; 1(4)
188. Eveleigh R, Speckens A, van Weel C, Oude Voshaar R, Lucassen P. Patients' attitudes to discontinuing not-indicated long-term antidepressant use: barriers and facilitators. *Therapeutic Advances in Psychopharmacology*. 2019; 9
189. Fagerlin A, Sepucha KR, Couper MP, Levin CA, Singer E, Zikmund-Fisher BJ. Patients' knowledge about 9 common health conditions: the DECISIONS survey. *Medical decision making : an international journal of the Society for Medical Decision Making*. 2010; 30(Suppl 5):35S-52S
190. Fahy TJ, O'Rourke D, Brophy J, Schazmann W, Sciascia S. The Galway Study of Panic Disorder. I: clomipramine and lofepramine in DSM III-R panic disorder: a placebo controlled trial. *Journal of Affective Disorders*. 1992; 25(1):63-75
191. Fallon BA, Petkova E, Skritskaya N, Sanchez-Lacay A, Schneier F, Vermes D et al. A double-masked, placebo-controlled study of fluoxetine for hypochondriasis. *Journal of Clinical Psychopharmacology*. 2008; 28(6):638-645
192. Farrugia A, Neale J, Dwyer R, Fomiatti R, Fraser S, Strang J et al. Conflict and communication: managing the multiple affordances of take-home naloxone administration events in Australia. *Addiction Research & Theory*. 2020; 28(1):29-37
193. Fatani S, Bakke D, D'Eon M, El-Aneed A. Qualitative assessment of patients' perspectives and needs from community pharmacists in substance use disorder management. *Substance abuse treatment, prevention, and policy*. 2021; 16(1):38
194. Fava GA, Benasi G, Lucente M, Offidani E, Cosci F, Guidi J. Withdrawal symptoms after serotonin-noradrenaline reuptake inhibitor discontinuation: Systematic review. *Psychotherapy and Psychosomatics*. 2018; 87(4):195-203
195. Fava GA, Gatti A, Belaise C, Guidi J, Offidani E. Withdrawal symptoms after selective serotonin reuptake inhibitor discontinuation: A systematic review. *Psychotherapy and Psychosomatics*. 2015; 84(2):72-81
196. Fava M. Prospective studies of adverse events related to antidepressant discontinuation. *Journal of Clinical Psychiatry*. 2006; 67 (Suppl 4):14-21
197. Fava M, Mulroy R, Alpert J, Nierenberg AA, Rosenbaum JF. Emergence of adverse events following discontinuation of treatment with extended-release venlafaxine. *American Journal of Psychiatry*. 1997; 154(12):1760-1762

198. Feet PO, Larsen S, Lillevold PE, Robak OH. Withdrawal reactions to diazepam in combined imipramine/diazepam treatment of primary nonagitated depressed outpatients. *Acta Psychiatrica Scandinavica*. 1988; 78(3):341-347
199. Feiger AD, Bielski RJ, Bremner J, Heiser JF, Trivedi M, Wilcox CS et al. Double-blind, placebo-substitution study of nefazodone in the prevention of relapse during continuation treatment of outpatients with major depression. *International Clinical Psychopharmacology*. 1999; 14(1):19-28
200. Feltner DE, Crockatt JG, Dubovsky SJ, Cohn CK, Shrivastava RK, Targum SD et al. A randomized, double-blind, placebo-controlled, fixed-dose, multicenter study of pregabalin in patients with generalized anxiety disorder. *Journal of Clinical Psychopharmacology*. 2003; 23(3):240-249
201. Fernandez AC, Lin LA, Bazzi AR, Boissoneault J, Borsari B, Blow F. Beliefs about perioperative opioid and alcohol use among elective surgical patients who report unhealthy drinking: a qualitative study. *Pain Medicine*. 2021:10.1093/pm/pnab1104
202. Fernandez J, Thornton JD, Rege S, Lewing B, Bapat S, Xu Q et al. Prescribers' perceptions on the impact of hydrocodone rescheduling on geriatric pain management: A qualitative study. *Journal of Opioid Management*. 2018; 14(5):317-326
203. Feroni I, Peretti-Watel P, Paraponaris A, Masut A, Ronfle E, Mabriez JC et al. French general practitioners' attitudes and prescription patterns toward buprenorphine maintenance treatment: does doctor shopping reflect buprenorphine misuse? *Journal of Addictive Diseases*. 2005; 24(3):7-22
204. Fingleton N, Duncan E, Watson M, Matheson C. Specialist clinicians' management of dependence on non-prescription medicines and barriers to treatment provision: An exploratory mixed methods study using behavioural theory. *Pharmacy*. 2019; 7(1):25
205. Fisher S, Kent TA, Bryant SG. Postmarketing surveillance by patient self-monitoring: Preliminary data for sertraline versus fluoxetine. *Journal of Clinical Psychiatry*. 1995; 56(7):288-296
206. Fixsen AM, Ridge D. Stories of hell and healing: Internet users' construction of benzodiazepine distress and withdrawal. *Qualitative Health Research*. 2017; 27(13):2030-2041
207. Fleming ML, Lewing B, Bapat SS, Rege SA, Xu Q, Fernandez J. Qualitative study regarding the impact of hydrocodone rescheduling on geriatric pain management: Prescribers' perspective. *Value in Health : The Journal of the International Society for Pharmacoeconomics and Outcomes Research*. 2017; 20(5)
208. Foley M, Carney T, Harris R, Fitzpatrick E, Rapca-Veillet A, Van Hout MC. Medicines containing codeine: perspectives of medical professionals in the Republic of Ireland. *Irish Journal of Medical Science*. 2017; 186(3):555-563
209. Foley M, Carney T, Rich E, Dada S, Mburu C, Parry C. A study of medical professionals' perspectives on medicines containing codeine in South Africa. *The South African Journal Of Psychiatry : SAJP*. 2018; 24:1162
210. Foley M, Carney T, Rich E, Parry C, Van Hout MC, Deluca P. Medical professionals' perspectives on prescribed and over-the-counter medicines containing codeine: a cross-sectional study. *BMJ Open*. 2016; 6(7):e011725
211. Fontaine R, Annable L, Beaudry P, Mercier P, Chouinard G. Efficacy and withdrawal of two potent benzodiazepines: bromazepam and lorazepam. *Psychopharmacology Bulletin*. 1985; 21(1):91-92

212. Fontaine R, Beaudry P, Beauclair L, Chouinard G. Comparison of withdrawal of buspirone and diazepam: a placebo controlled study. *Progress in Neuro-Psychopharmacology and Biological Psychiatry*. 1987; 11(2-3):189-197
213. Fontaine R, Chouinard G, Annable L. Bromazepam and diazepam in generalized anxiety: a placebo-controlled study of efficacy and withdrawal. *Psychopharmacology Bulletin*. 1984; 20(1):126-127
214. Fontaine R, Chouinard G, Annable L. Rebound anxiety in anxious patients after abrupt withdrawal of benzodiazepine treatment. *American Journal of Psychiatry*. 1984; 141(7):848-852
215. Frank E, Kupfer DJ, Perel JM, Cornes C, Jarrett DB, Mallinger AG et al. Three-year outcomes for maintenance therapies in recurrent depression. *Archives of General Psychiatry*. 1990; 47(12):1093-1099
216. Frank JW, Levy C, Matlock DD, Calcatterra SL, Mueller SR, Koester S et al. Patients' perspectives on tapering of chronic opioid therapy: A qualitative study. *Pain Medicine*. 2016; 17(10):1838-1847
217. Frost JD, Jr., DeLucchi MR. Insomnia in the elderly: treatment with flurazepam hydrochloride. *Journal of the American Geriatrics Society*. 1979; 27(12):541-546
218. Fry JM, Scharf M, Mangano R, Fujimori M, Berkowitz D, Bielksi R et al. Zaleplon improves sleep without producing rebound effects in outpatients with insomnia. *International Clinical Psychopharmacology*. 2000; 15(3):141-152
219. Fulton HG, Barrett SP, Stewart SH, Macisaac C. Prescription opioid misuse: characteristics of earliest and most recent memory of hydromorphone use. *Journal of Addiction Medicine*. 2012; 6(2):137-144
220. Gahr M, Schönfeldt-Lecuona C, Kölle MA, Freudenmann RW. Withdrawal and discontinuation phenomena associated with tranlycypromine: a systematic review. *Pharmacopsychiatry*. 2013; 46(4):123-129
221. Galland D, Taillefer B. Information given to a patient by the primary prescriber of an antidepressive treatment: Comparative study between General Practitioner and Psychiatrist in a psychiatric adult sector. *Annales Medico-Psychologiques*. 2017; 175(6):546-550
222. Gardos G. Dyskinesia after discontinuation of compound analgesic containing oxycodone. *Lancet*. 1977; 309(8014):759-760
223. Garfield SF, Smith FJ, Francis S. The paradoxical role of antidepressant medication - returning to normal functioning while losing the sense of being normal. *Journal of Mental Health*. 2003; 12(5):521-535
224. Garner EM, Kelly MW, Thompson DF. Tricyclic antidepressant withdrawal syndrome. *Annals of Pharmacotherapy*. 1993; 27(9):1068-1072
225. Gastpar M, Muller WE, Volz HP, Moller HJ, Schlafke S, Dienel A et al. Silexan does not cause withdrawal symptoms even when abruptly discontinued. *International Journal of Psychiatry in Clinical Practice*. 2017; 21(3):177-180
226. Geddes JR, Carney SM, Davies C, Furukawa TA, Kupfer DJ, Frank E et al. Relapse prevention with antidepressant drug treatment in depressive disorders: a systematic review. *Lancet*. 2003; 361(9358):653-661
227. Georgotas A, McCue RE, Cooper TB. A placebo-controlled comparison of nortriptyline and phenelzine in maintenance therapy of elderly depressed patients. *Archives of General Psychiatry*. 1989; 46(9):783-786

228. Ghaemi SN, Ostacher MM, El-Mallakh RS, Borrelli D, Baldassano CF, Kelley ME et al. Antidepressant discontinuation in bipolar depression: a Systematic Treatment Enhancement Program for Bipolar Disorder (STEP-BD) randomized clinical trial of long-term effectiveness and safety. *Journal of Clinical Psychiatry*. 2010; 71(4):372-380
229. Giannitrapani KF, Ahluwalia SC, McCaa M, Pisciotta M, Dobscha S, Lorenz KA. Barriers to using nonpharmacologic approaches and reducing opioid use in primary care. *Pain Medicine (United States)*. 2018; 19(7):1357-1364
230. Gibson K, Cartwright C, Read J. Patient-centered perspectives on antidepressant use. *International Journal of Mental Health*. 2014; 43(1):81-99
231. Giller E, Jr., Bialos D, Harkness L, Jatlow P, Waldo M. Long-term amitriptyline in chronic depression. *Hillside Journal of Clinical Psychiatry*. 1985; 7(1):16-33
232. Glanz A. Findings of a national survey of the role of general practitioners in the treatment of opiate misuse: dealing with the opiate misuser. *British Medical Journal Clinical Research Ed*. 1986; 293(6545):486-488
233. Glen AI, Johnson AL, Shepherd M. Continuation therapy with lithium and amitriptyline in unipolar depressive illness: a randomized, double-blind, controlled trial. *Psychological Medicine*. 1984; 14(1):37-50
234. Godbole K, Vehale M, Phadke S. A survey among psychiatrists regarding psychotropic drug use in reproductive age women. *Asian Journal of Psychiatry*. 2011; 4(4):272-276
235. Goesling J, DeJonckheere M, Pierce J, Williams DA, Brummett CM, Hassett AL et al. Opioid cessation and chronic pain: perspectives of former opioid users. *Pain*. 2019; 160(5):1131-1145
236. Goldstein DJ, Lu Y, Detke MJ, Wiltse C, Mallinckrodt C, Demitrack MA. Duloxetine in the treatment of depression: a double-blind placebo-controlled comparison with paroxetine. *Journal of Clinical Psychopharmacology*. 2004; 24(4):389-399
237. Goldstein DJ, Mallinckrodt C, Lu Y, Demitrack MA. Duloxetine in the treatment of major depressive disorder: a double-blind clinical trial. *Journal of Clinical Psychiatry*. 2002; 63(3):225-231
238. Goberman-Hill R, Heathcote C, Reid CM, Horwood J, Beswick AD, Williams S et al. Professional experience guides opioid prescribing for chronic joint pain in primary care. *Family Practice*. 2011; 28(1):102-109
239. Goodwin GM, Emsley R, Rembry S, Rouillon F. Agomelatine prevents relapse in patients with major depressive disorder without evidence of a discontinuation syndrome: a 24-week randomized, double-blind, placebo-controlled trial. *Journal of Clinical Psychiatry*. 2009; 70(8):1128-1137
240. Gottlieb RM, Nappi T, Strain JJ. The physician's knowledge of psychotropic drugs: Preliminary results. *The American Journal of Psychiatry*. 1978; 135(1):29-32
241. Grahmann PH, Jackson KC, II, Lipman AG. Clinician beliefs about opioid use and barriers in chronic nonmalignant pain. *Journal of Pain & Palliative Care Pharmacotherapy*. 2004; 18(2):7-28
242. Grant JE, Potenza MN. Escitalopram treatment of pathological gambling with co-occurring anxiety: an open-label pilot study with double-blind discontinuation. *International Clinical Psychopharmacology*. 2006; 21(4):203-209

243. Grazzi L, Andrasik F, Usai S, Bussone G. In-patient vs. day-hospital withdrawal treatment for chronic migraine with medication overuse and disability assessment: Results at one-year follow-up. *Neurological Sciences*. 2008; 29(Suppl 1):S161-S163
244. Greaves A, Spargo B, Macleod J, Main P. Managing patients who misuse opioids: could we improve training for general practice trainees? *Education for Primary Care*. 2015; 26(3):182-184
245. Green BL, Watson MR, Kaltman SI, Serrano A, Talisman N, Kirkpatrick L et al. Knowledge and preferences regarding antidepressant medication among depressed latino patients in primary care. *Journal of Nervous and Mental Disease*. 2017; 205(12):952-959
246. Greist J, McNamara RK, Mallinckrodt CH, Rayamajhi JN, Raskin J. Incidence and duration of antidepressant-induced nausea: duloxetine compared with paroxetine and fluoxetine. *Clinical Therapeutics*. 2004; 26(9):1446-1455
247. Griffioen C, Willems EG, Kouwenhoven SM, Caljouw MA, Achterberg WP. Physicians' knowledge of and attitudes toward use of opioids in long-term care facilities. *Pain Practice*. 2017; 17(5):625-632
248. Group AW, Kim YC, Ahn JS, Calimag MM, Chao TC, Ho KY et al. Current practices in cancer pain management in Asia: a survey of patients and physicians across 10 countries. *Cancer Medicine*. 2015; 4(8):1196-1204
249. Gruss I, Firemark A, Mayhew M, McMullen CK, DeBar LL. Taking opioids in times of crisis: Institutional oversight, chronic pain and suffering in an integrated healthcare delivery system in the U.S. *International Journal of Drug Policy*. 2019; 74:62-68
250. Guillaumie L, Moisan J, Gregoire JP, Villeneuve D, Beaucage C, Bujold M et al. Perspective of community pharmacists on their practice with patients who have an antidepressant drug treatment: findings from a focus group study. *Research in Social & Administrative Pharmacy*. 2015; 11(2):e43-56
251. Guy A, Brown M, Lewis S. *The Patient Voice: an analysis of personal accounts of prescribed drug dependence and withdrawal submitted to petitions in Scotland and Wales*. All-Party Parliamentary Group for Prescribed Drug Dependence, 2018.
252. Habraken H, Soenen K, Blondeel L, Van Elsen J, Bourda J, Coppens E et al. Gradual withdrawal from benzodiazepines in residents of homes for the elderly: experience and suggestions for future research. *European Journal of Clinical Pharmacology*. 1997; 51(5):355-358
253. Hadlandsmyth K, Stewart KR, Paez MB, Steffen M, Meth M, Reisinger HS et al. Patient perspectives on opioids: Views of inpatient veterans with chronic pain. *Pain Medicine*. 2019; 20(6):1141-1147
254. Hajak G, Clarenbach P, Fischer W, Rodenbeck A, Bandelow B, Broocks A et al. Rebound insomnia after hypnotic withdrawal in insomniac outpatients. *European Archives of Psychiatry and Clinical Neuroscience*. 1998; 248(3):148-156
255. Hajak G, Hedner J, Eglin M, Loft H, Stórustovu SI, Lütolf S et al. A 2-week efficacy and safety study of gaboxadol and zolpidem using electronic diaries in primary insomnia outpatients. *Sleep Medicine*. 2009; 10(7):705-712
256. Hamilton M, Mathieson S, Gnjjidic D, Jansen J, Weir K, Shaheed CA et al. Barriers, facilitators and resources to opioid deprescribing in primary care: experiences of general practitioners in Australia. *Pain*. 2021;10.1097/j.pain.0000000000002340

257. Harmark L, van Puijenbroek E, Straus S, van Grootheest K. Intensive monitoring of pregabalin: results from an observational, Web-based, prospective cohort study in the Netherlands using patients as a source of information. *Drug Safety*. 2011; 34(3):221-231
258. Harmark L, van Puijenbroek E, van Grootheest K. Intensive monitoring of duloxetine: results of a web-based intensive monitoring study. *European Journal of Clinical Pharmacology*. 2013; 69(2):209-215
259. Harrison W, Rabkin J, Stewart JW, McGrath PJ, Tricamo E, Quitkin F. Phenelzine for chronic depression: a study of continuation treatment. *Journal of Clinical Psychiatry*. 1986; 47(7):346-349
260. Hartelius H, Larsson AK, Lepp M, Malm U, Arvidsson A, Dahlstrom H. A controlled long-term study of flunitrazepam, nitrazepam and placebo, with special regard to withdrawal effects. *Acta Psychiatrica Scandinavica*. 1978; 58(1):1-15
261. Hartford J, Kornstein S, Liebowitz M, Pigott T, Russell J, Detke M et al. Duloxetine as an SNRI treatment for generalized anxiety disorder: results from a placebo and active-controlled trial. *International Clinical Psychopharmacology*. 2007; 22(3):167-174
262. Hartmann E, Lindsley JG, Spinweber C. Chronic insomnia: Effects of tryptophan, flurazepam, secobarbital, and placebo. *Psychopharmacology*. 1983; 80(2):138-142
263. Haskell D, Cole JO, Schniebolk S, Lieberman B. A survey of diazepam patients. *Psychopharmacology Bulletin*. 1986; 22(2):434-438
264. Haslam C, Brown S, Atkinson S, Haslam R. Patients' experiences of medication for anxiety and depression: Effects on working life. *Family Practice*. 2004; 21(2):204-212
265. Hassan S, Carlin L, Zhao J, Taenzer P, Furlan AD. Promoting an interprofessional approach to chronic pain management in primary care using Project ECHO. *Journal of Interprofessional Care*. 2021; 35(3):464-467
266. Hayward P, Wardle J, Higgitt A, Gray J. Changes in "withdrawal symptoms" following discontinuation of low-dose diazepam. *Psychopharmacology*. 1996; 125(4):392-397
267. Hedner J, Yaeche R, Emilien G, Farr I, Salinas E. Zaleplon shortens subjective sleep latency and improves subjective sleep quality in elderly patients with insomnia. *International Journal of Geriatric Psychiatry*. 2000; 15(8):704-712
268. Heinemann S, Himmel W. Searching for factors that may reduce the use of benzodiazepines in hospitals - a survey of hospital doctors and nurses. *International Journal of Clinical Pharmacology and Therapeutics*. 2017; 55(12):905-910
269. Hellewell JSE. Patients' subjective experiences of antipsychotics: Clinical relevance. *CNS Drugs*. 2002; 16(7):457-471
270. Hengartner MP. How effective are antidepressants for depression over the long term? A critical review of relapse prevention trials and the issue of withdrawal confounding. *Therapeutic Advances in Psychopharmacology*. 2020; 10:10.1177/2045125320921694
271. Henigsberg N, Mahableshwarkar AR, Jacobsen P, Chen Y, Thase ME. A randomized, double-blind, placebo-controlled 8-week trial of the efficacy and tolerability of multiple doses of Lu AA21004 in adults with major depressive disorder. *Journal of Clinical Psychiatry*. 2012; 73(7):953-959
272. Henry SG, Paterniti DA, Feng B, Iosif AM, Kravitz RL, Weinberg G et al. Patients' experience with opioid tapering: A conceptual model with recommendations for clinicians. *Journal of Pain*. 2019; 20(2):181-191

273. Henssler J, Heinz A, Brandt L, Bschor T. Antidepressant withdrawal and rebound phenomena. *Deutsches Arzteblatt International*. 2019; 116(20):355-361
274. Hindmarch I, Kimber S, Cockle SM. Abrupt and brief discontinuation of antidepressant treatment: effects on cognitive function and psychomotor performance. *International Clinical Psychopharmacology*. 2000; 15(6):305-318
275. Hitzeman N, Athale N. Opioids for osteoarthritis of the knee or Hip. *American Family Physician*. 2010; 81(9):1094-1096
276. Hochstrasser B, Isaksen PM, Koponen H, Lauritzen L, Mahnert FA, Rouillon F et al. Prophylactic effect of citalopram in unipolar, recurrent depression: placebo-controlled study of maintenance therapy. *British Journal of Psychiatry*. 2001; 178:304-310
277. Hollander E, Allen A, Steiner M, Wheadon DE, Oakes R, Burnham DB et al. Acute and long-term treatment and prevention of relapse of obsessive-compulsive disorder with paroxetine. *Journal of Clinical Psychiatry*. 2003; 64(9):1113-1121
278. Hooten WM, Bruce BK. Beliefs and attitudes about prescribing opioids among healthcare providers seeking continuing medical education. *Journal of Opioid Management*. 2011; 7(6):417-424
279. Howell D, Kaplan L. Statewide survey of healthcare professionals: Management of patients with chronic noncancer pain. *Journal of Addictions Nursing*. 2015; 26(2):86-92
280. Huijbers MJ, Spinhoven P, Spijker J, Ruhé HG, van Schaik DJ, van Oppen P et al. Discontinuation of antidepressant medication after mindfulness-based cognitive therapy for recurrent depression: randomised controlled non-inferiority trial. *British Journal of Psychiatry*. 2016; 208(4):366-373
281. Huijbers MJ, Wentink C, Simons E, Spijker J, Speckens A. Discontinuing antidepressant medication after mindfulness-based cognitive therapy: a mixed-methods study exploring predictors and outcomes of different discontinuation trajectories, and its facilitators and barriers. *BMJ Open*. 2020; 10(11):e039053
282. Hurstak EE, Kushel M, Chang J, Ceasar R, Zamora K, Miaskowski C et al. The risks of opioid treatment: Perspectives of primary care practitioners and patients from safety-net clinics. *Substance Abuse*. 2017; 38(2):213-221
283. Hwang CS, Turner LW, Kruszewski SP, Kolodny A, Alexander GC. Primary care physicians' knowledge and attitudes regarding prescription opioid abuse and diversion. *Clinical Journal of Pain*. 2016; 32(4):279-284
284. Ike B, Baldwin LM, Sutton S, Van Borkulo N, Packer C, Parchman ML. Staff and clinician work-life perceptions after implementing systems-based improvements to opioid management. *Journal of the American Board of Family Medicine: JABFM*. 2019; 32(5):715-723
285. Imtiaz S, Shield KD, Fischer B, Rehm J. Harms of prescription opioid use in the United States. *Substance Abuse Treatment, Prevention, & Policy*. 2014; 9:43
286. Inciardi JA, Surratt HL, Cicero TJ, Beard RA. Prescription opioid abuse and diversion in an urban community: the results of an ultrarapid assessment. *Pain Medicine*. 2009; 10(3):537-548
287. Iqbal N. Substance dependence. A hospital based survey. *Neurosciences*. 2000; 5(1):57-63

288. Isacson D, Binge-fors K, Wennberg M, Dahlstrom M. Factors associated with high-quantity prescriptions of benzodiazepines in Sweden. *Social Science and Medicine*. 1993; 36(3):343-351
289. Isacson D, Johansson L, Binge-fors K. Nationwide survey of subjectively reported adverse drug reactions in Sweden. *Annals of Pharmacotherapy*. 2008; 42(3):347-353
290. Isacson G, Wasserman D. Parasuicide and psychotropic medication: Clinical data and drugs used for overdose in 202 parasuicides. *Archives of Suicide Research*. 1999; 5(2):113-123
291. Isenberg SR, Maragh-Bass AC, Ridgeway K, Beach MC, Knowlton AR. A qualitative exploration of chronic pain and opioid treatment among HIV patients with drug use disorders. *Journal of Opioid Management*. 2017; 13(1):5-16
292. Jacobsen PL, Mahableshwarkar AR, Serenko M, Chan S, Trivedi MH. A randomized, double-blind, placebo-controlled study of the efficacy and safety of vortioxetine 10 mg and 20 mg in adults with major depressive disorder. *Journal of Clinical Psychiatry*. 2015; 76(5):575-582
293. Jacobson N, Johnson R, Deyo B, Alagoz E, Quanbeck A. Systems consultation for opioid prescribing in primary care: a qualitative study of adaptation. *BMJ Quality & Safety*. 2019; 28(5):397-404
294. Jacoby A, Smith M, Eccles M. A qualitative study to explore influences on general practitioners' decisions to prescribe new drugs. *British Journal of General Practice*. 2003; 53(487):120-125
295. Jacoby R, Lunn AD, Ardern M, Bergmann K, Conway J, Cooling N et al. How long should the elderly take antidepressants? A double-blind placebo-controlled study of continuation/prophylaxis therapy with dothiepin. *British Journal of Psychiatry*. 1993; 162(2):175-182
296. Jain R, Mahableshwarkar AR, Jacobsen PL, Chen Y, Thase ME. A randomized, double-blind, placebo-controlled 6-wk trial of the efficacy and tolerability of 5 mg vortioxetine in adults with major depressive disorder. *International Journal of Neuropsychopharmacology*. 2013; 16(2):313-321
297. Jaiteh CRNM, Steinauer RRRNM, Frei IARNP. Individuals with opioid dependence using polysubstances: How do they experience acute hospital care and what are their needs? A qualitative study. *Journal of Addictions Nursing*. 2019; 30(3):177
298. James L, Paton C, Lelliott P, Barnes TRE, Taylor D. Mood stabilizers and teratogenicity-prescribing practice and awareness amongst practising psychiatrists. *Journal of Mental Health*. 2009; 18(2):137-143
299. Jamison RN, Raymond SA, Slawsby EA, Nedeljkovic SS, Katz NP. Opioid therapy for chronic noncancer back pain. A randomized prospective study. *Spine*. 1998; 23(23):2591-2600
300. Jamison RN, Sheehan KA, Scanlan E, Matthews M, Ross EL. Beliefs and attitudes about opioid prescribing and chronic pain management: survey of primary care providers. *Journal of Opioid Management*. 2014; 10(6):375-382
301. Jarbrink K, Carlsten A, Frederiksen SO. Swedish physicians' inclination to prescribe benzodiazepines: differences between regions and characteristics of the prescriber. *Scandinavian Journal of Public Health*. 1999; 27(1):22-29

302. Jarernsiripornkul N, Krska J, Capps PA, Richards RM, Lee A. Patient reporting of potential adverse drug reactions: a methodological study. *British Journal of Clinical Pharmacology*. 2002; 53(3):318-325
303. Jarernsiripornkul N, Krska J, Richards RM, Capps PA. Patient reporting of adverse drug reactions: useful information for pain management? *European Journal of Pain*. 2003; 7(3):219-224
304. Jariangprasert CS, El-Ibiary SY, Tsourounis C, Assemi M. What women want to know: An assessment of online questions asked by women using an ask-the-pharmacist service. *Journal of Pharmacy Technology*. 2007; 23(4):214-220
305. Jauhar S. Trends in drug prescription of young psychiatrists and trainees: A survey of the European Federation of Psychiatric Trainees' Research group. *Die Psychiatrie: Grundlagen & Perspektiven*. 2009; 6(2):80-83
306. Jenkins SW, Robinson DS, Fabre LF, Jr., Andary JJ, Messina ME, Reich LA. Gepirone in the treatment of major depression. *Journal of Clinical Psychopharmacology*. 1990; 10(Suppl 3):77s-85s
307. Jeske CP, O'Byrne P. Perceptions and experiences of methadone maintenance treatment: A qualitative descriptive research study. *Journal of Addictions Nursing*. 2019; 30(4):248-253
308. Jiao S, Murimi IB, Stafford RS, Mojtabei R, Alexander GC. Quality of prescribing by physicians, nurse practitioners, and physician assistants in the United States. *Pharmacotherapy*. 2018; 38(4):417-427
309. Johnson CF, Williams B, MacGillivray SA, Dougall NJ, Maxwell M. 'Doing the right thing': factors influencing GP prescribing of antidepressants and prescribed doses. *BMC Family Practice*. 2017; 18(1):72
310. Johnson F, Setnik B. Morphine sulfate and naltrexone hydrochloride extended-release capsules: naltrexone release, pharmacodynamics, and tolerability. *Pain Physician*. 2011; 14(4):391-406
311. Joranson DE, Gilson AM. Pharmacists' knowledge of and attitudes toward opioid pain medications in relation to federal and state policies. *Journal of the American Pharmaceutical Association*. 2001; 41(2):213-220
312. Judge R, Parry MG, Quail D, Jacobson JG. Discontinuation symptoms: comparison of brief interruption in fluoxetine and paroxetine treatment. *International Clinical Psychopharmacology*. 2002; 17(5):217-225
313. Kahan M, Wilson L, Wenghofer EF, Srivastava A, Resnick A, Janecek E et al. Pharmacists' experiences with dispensing opioids: provincial survey. *Canadian Family Physician*. 2011; 57(11):e448-454
314. Kales A, Manfredi RL, Vgontzas AN, Bixler EO, Vela-Bueno A, Fee EC. Rebound insomnia after only brief and intermittent use of rapidly eliminated benzodiazepines. *Clinical Pharmacology and Therapeutics*. 1991; 49(4):468-476
315. Kales A, Soldatos CR, Bixler EO, Kales JD, Vela-Bueno A. Diazepam: effects on sleep and withdrawal phenomena. *Journal of Clinical Psychopharmacology*. 1988; 8(5):340-346
316. Kales J, Kales A, Bixler EO, Slye ES. Effects of placebo and flurazepam on sleep patterns in insomniac subjects. *Clinical Pharmacology and Therapeutics*. 1971; 12(4):691-697

317. Kane JM, Quitkin FM, Rifkin A, Ramos-Lorenzi JR, Nayak DD, Howard A. Lithium carbonate and imipramine in the prophylaxis of unipolar and bipolar II illness: a prospective, placebo-controlled comparison. *Archives of General Psychiatry*. 1982; 39(9):1065-1069
318. Kang I, Urick B, Vohra R, Ives TJ. Physician-pharmacist collaboration on chronic non-cancer pain management during the opioid crisis: A qualitative interview study. *Research in Social & Administrative Pharmacy*. 2019; 15(8):1027-1031
319. Kapadia N, Fox D, Rowlands G, Ashworth M. Developing primary care services for high-dose benzodiazepine-dependent patients: A consultation survey. *Drugs: Education, Prevention and Policy*. 2007; 14(5):429-442
320. Kasper S, Iglesias-García C, Schweizer E, Wilson J, DuBrava S, Prieto R et al. Pregabalin long-term treatment and assessment of discontinuation in patients with generalized anxiety disorder. *The international journal of neuropsychopharmacology*. 2014; 17(5):685-695
321. Katona C, Hansen T, Olsen CK. A randomized, double-blind, placebo-controlled, duloxetine-referenced, fixed-dose study comparing the efficacy and safety of Lu AA21004 in elderly patients with major depressive disorder. *International Clinical Psychopharmacology*. 2012; 27(4):215-223
322. Kattail D, Hsu A, Yaster M, Vozzo PT, Gao S, Thompson JM et al. Attitudes and self-reported practices of orthopedic providers regarding prescription opioid use. *Journal of Opioid Management*. 2019; 15(3):213-228
323. Katz N, Hale M, Morris D, Stauffer J. Morphine sulfate and naltrexone hydrochloride extended release capsules in patients with chronic osteoarthritis pain. *Postgraduate Medicine*. 2010; 122(4):112-128
324. Katz N, Rauck R, Ahdieh H, Ma T, Gerritsen van der Hoop R, Kerwin R et al. A 12-week, randomized, placebo-controlled trial assessing the safety and efficacy of oxymorphone extended release for opioid-naïve patients with chronic low back pain. *Current Medical Research and Opinion*. 2007; 23(1):117-128
325. Kaufman MJ, Henry ME, Frederick B, Hennen J, Villafuerte RA, Stoddard EP et al. Selective serotonin reuptake inhibitor discontinuation syndrome is associated with a rostral anterior cingulate choline metabolite decrease: a proton magnetic resonance spectroscopic imaging study. *Biological Psychiatry*. 2003; 54(5):534-539
326. Keller MB, Kocsis JH, Thase ME, Gelenberg AJ, Rush AJ, Koran L et al. Maintenance phase efficacy of sertraline for chronic depression: a randomized controlled trial. *JAMA*. 1998; 280(19):1665-1672
327. Keller MB, Ruwe FJ, Janssens CJ, Sitsen JM, Jokinen R, Janczewski J. Relapse prevention with gepirone ER in outpatients with major depression. *Journal of Clinical Psychopharmacology*. 2005; 25(1):79-84
328. Keller MS, Jusufagic A, Nuckols TK, Needleman J, Heilemann MV. How do clinicians of different specialties perceive and use opioid risk mitigation strategies? a qualitative study. *Substance Use and Misuse*. 2021; 56(9):1352-1362
329. Kelly D, Graffi J, Noonan M, Green P, McFarland J, Hayes P et al. Exploration of GP perspectives on deprescribing antidepressants: a qualitative study. *BMJ Open*. 2021; 11(4):e046054
330. Kennedy-Martin T, Brewer S. Patient-reported outcomes of opioid-induced constipation as identified through social media. *Value in Health*. 2017; 20(9):A638

331. Kennedy-Martin T, Krauter E, Cai B, Munro V, Conway P. A literature review of the quality of life burden of opioid-induced constipation. *Value in Health*. 2017; 20(5)
332. Kesselheim AS, McGraw SA, Dejene SZ, Rausch P, Dal Pan GJ, Lappin BM et al. Patient and physician perceptions of drug safety information for sleep aids: A qualitative study. *Drug Safety*. 2017; 40(6):531-542
333. Kesten JM, Thomas K, Scott LJ, Bache K, Hickman M, Campbell R et al. Acceptability of a primary care-based opioid and pain review service: a mixed-methods evaluation in England. *British Journal of General Practice*. 2020; 70(691):e120-e129
334. Khan A, Musgnung J, Ramey T, Messig M, Buckley G, Ninan PT. Abrupt discontinuation compared with a 1-week taper regimen in depressed outpatients treated for 24 weeks with desvenlafaxine 50 mg/d. *Journal of Clinical Psychopharmacology*. 2014; 34(3):365-368
335. Khetta M, Chambellan S, Rouille C, Meurice MK, Avenel G, Pouplin S. Impact of hospital withdrawal of strong opioids in patients with chronic non-malignant pain: Evaluation of pain and other parameters of daily life more than 6 months after withdrawal. *Douleurs*. 2017; 18(6):296-304
336. Kilaru AS, Gadsden SM, Perrone J, Paciotti B, Barg FK, Meisel ZF. How do physicians adopt and apply opioid prescription guidelines in the emergency department? A qualitative study. *Annals of Emergency Medicine*. 2014; 64(5):482-489 e481
337. Kim B, Nolan S, Beaulieu T, Shalansky S, Ti L. Inappropriate opioid prescribing practices: A narrative review. *American journal of health-system pharmacy : AJHP : official journal of the American Society of Health-System Pharmacists*. 2019; 76(16):1231-1237
338. Kim CL, Hong SJ, Lim YH, Jeong JH, Moon HS, Choi HR et al. Patients' perception about opioids and addiction in South Korea. *The Korean Journal of Pain*. 2020; 33(3):234-244
339. King JR, Hullin RP. Withdrawal symptoms from lithium. Four case reports and a questionnaire study. *British Journal of Psychiatry*. 1983; 143(1):30-35
340. Kinnaird E, Kimergard A, Jennings S, Drummond C, Deluca P. From pain treatment to opioid dependence: a qualitative study of the environmental influence on codeine use in UK adults. *BMJ Open*. 2019; 9(4):e025331
341. Kishimoto A, Mizukawa R, Matsuzaki F, Hazama H, Kamase H, Tanaka K et al. Prophylactic effect of mianserin on recurrent depression. *Acta Psychiatrica Scandinavica*. 1994; 89(1):46-51
342. Kissin W, McLeod C, Sonnefeld J, Stanton A. Experiences of a national sample of qualified addiction specialists who have and have not prescribed buprenorphine for opioid dependence. *Journal of Addictive Diseases*. 2006; 25(4):91-103
343. Klerman GL, Dimascio A, Weissman M, Prusoff B, Paykel ES. Treatment of depression by drugs and psychotherapy. *American Journal of Psychiatry*. 1974; 131(2):186-191
344. Klysner R, Bent-Hansen J, Hansen HL, Lunde M, Pleidrup E, Poulsen DL et al. Efficacy of citalopram in the prevention of recurrent depression in elderly patients: placebo-controlled study of maintenance therapy. *British Journal of Psychiatry*. 2002; 181:29-35
345. Knowlan MN, Arguello JC, Stewart FI. A survey of Navy physicians' attitudes toward the use of selective serotonin reuptake inhibitors in active duty military personnel. *Military Medicine*. 2001; 166(6):526-529

346. Kocsis JH, Friedman RA, Markowitz JC, Leon AC, Miller NL, Gniwesch L et al. Maintenance therapy for chronic depression. A controlled clinical trial of desipramine. *Archives of General Psychiatry*. 1996; 53(9):769-776
347. Kocsis JH, Schatzberg A, Rush AJ, Klein DN, Howland R, Gniwesch L et al. Psychosocial outcomes following long-term, double-blind treatment of chronic depression with sertraline vs placebo. *Archives of General Psychiatry*. 2002; 59(8):723-728
348. Kohlbeck S, Akert B, Pace C, Zosel A. A multistep approach to address clinician knowledge, attitudes, and behavior around opioid prescribing. *WMJ*. 2018; 117(1):38-41
349. Koponen H, Allgulander C, Erickson J, Dunayevich E, Pritchett Y, Detke MJ et al. Efficacy of duloxetine for the treatment of generalized anxiety disorder: implications for primary care physicians. *Primary Care Companion to the Journal of Clinical Psychiatry*. 2007; 9(2):100-107
350. Koran LM, Aboujaoude EN, Gamel NN. Escitalopram treatment of kleptomania: an open-label trial followed by double-blind discontinuation. *Journal of Clinical Psychiatry*. 2007; 68(3):422-427
351. Koran LM, Aboujaoude EN, Solvason B, Gamel NN, Smith EH. Escitalopram for compulsive buying disorder: a double-blind discontinuation study. *Journal of Clinical Psychopharmacology*. 2007; 27(2):225-227
352. Koran LM, Chuong HW, Bullock KD, Smith SC. Citalopram for compulsive shopping disorder: an open-label study followed by double-blind discontinuation. *Journal of Clinical Psychiatry*. 2003; 64(7):793-798
353. Koran LM, Gamel NN, Chuong HW, Smith EH, Aboujaoude EN. Mirtazapine for obsessive-compulsive disorder: an open trial followed by double-blind discontinuation. *Journal of Clinical Psychiatry*. 2005; 66(4):515-520
354. Kosteniuk BM, Dell CA. How companion animals support recovery from opioid use disorder: an exploratory study of patients in a methadone maintenance treatment program. *Aporia*. 2020; 12(1):91-108
355. Kraus CN, Baldwin AT, Curro FA, McAllister RG, Jr. Clinical implications of patient-provider agreements in opioid prescribing. *Current Drug Safety*. 2015; 10(2):159-164
356. Krawczyk N, Negron T, Nieto M, Agus D, Fingerhood MI. Overcoming medication stigma in peer recovery: A new paradigm. *Substance Abuse*. 2018; 39(4):404-409
357. Kring B. Review of Coming of age on Zoloft: How antidepressants cheered us up, let us down, and changed who we are. *Journal of College Student Psychotherapy*. 2014; 28(1):82-85
358. Krystal A, Fava M, Rubens R, Wessel T, Caron J, Wilson P et al. Evaluation of eszopiclone discontinuation after cotherapy with fluoxetine for insomnia with coexisting depression. *Journal of Clinical Sleep Medicine*. 2007; 3(1):48-55
359. Krystal AD, Lankford A, Durrence HH, Ludington E, Jochelson P, Rogowski R et al. Efficacy and safety of doxepin 3 and 6 mg in a 35-day sleep laboratory trial in adults with chronic primary insomnia. *Sleep*. 2011; 34(10):1433-1442
360. Kupfer DJ, Frank E, Perel JM, Cornes C, Mallinger AG, Thase ME et al. Five-year outcome for maintenance therapies in recurrent depression. *Archives of General Psychiatry*. 1992; 49(10):769-773

361. Kurita GP, Hojsted J, Sjogren P. Tapering off long-term opioid therapy in chronic non-cancer pain patients: A randomized clinical trial. *European Journal of Pain*. 2018; DOI: 10.1002/ejp.1241
362. Laakman G, Faltermaier-Temizel M, Bossert-Zaudig S, Baghai T, Lorkowski G. Treatment of depressive outpatients with lorazepam, alprazolam, amitriptyline and placebo. *Psychopharmacology*. 1995; 120(1):109-115
363. Laakmann G, Schule C, Baghai T, Kuhn K, Ehrentraut S. Buspirone vs. lorazepam in the treatment of generalized anxiety disorder - A placebo-controlled double-blind trial on efficacy in outpatients. *Munchener Medizinische Wochenschrift*. 1997; 139(43):28-32
364. Lader M. Benzodiazepine dependence. *Progress in Neuro-Psychopharmacology and Biological Psychiatry*. 1984; 8(1):85-95
365. Lader M, Stender K, Bürger V, Nil R. Efficacy and tolerability of escitalopram in 12- and 24-week treatment of social anxiety disorder: randomised, double-blind, placebo-controlled, fixed-dose study. *Depression and Anxiety*. 2004; 19(4):241-248
366. Lafferty L, Hunter TS, Marsh WA. Knowledge, attitudes and practices of pharmacists concerning prescription drug abuse. *Journal of Psychoactive Drugs*. 2006; 38(3):229-232
367. Lahteenmaki R, Neuvonen PJ, Puustinen J, Vahlberg T, Partinen M, Raiha I et al. Withdrawal from long-term use of zopiclone, zolpidem and temazepam may improve perceived sleep and quality of life in older adults with primary insomnia. *Basic & Clinical Pharmacology & Toxicology*. 2019; 124(3):330-340
368. Lai JT, Goldfine CE, Chapman BP, Taylor MM, Rosen RK, Carreiro SP et al. Nobody wants to be narcan'd: a pilot qualitative analysis of drug users' perspectives on naloxone. *Western Journal of Emergency Medicine*. 2021; 22(2):339-345
369. Lal A, Bai J, Basri D, Yeager KA. Pharmacists' perspectives on practice, availability, and barriers related to opioids in Georgia. *American Journal of Hospice & Palliative Medicine*. 2019; 36(6):472-477
370. Langford AV, Gnjjidic D, Christine Lin CW, Bero L, Blyth F, Penm J et al. "The lesser of two evils": a framework analysis of consumers' perspectives on opioid deprescribing and the development of opioid deprescribing guidelines. *Pain*. 2021:10.1097/j.pain.0000000000002270
371. Langford AV, Gnjjidic D, Chung-Wei Christine L, Bero L, Penm J, Blyth FM et al. Challenges of opioid deprescribing and factors to be considered in the development of opioid deprescribing guidelines: a qualitative analysis. *BMJ Quality & Safety*. 2021; 30(2):133-140
372. Langford R, McKenna F, Ratcliffe S, Vojtassák J, Richarz U. Transdermal fentanyl for improvement of pain and functioning in osteoarthritis: a randomized, placebo-controlled trial. *Arthritis and Rheumatism*. 2006; 54(6):1829-1837
373. Lapshin O, Skinner CJ, Finkelstein J. How do psychiatric patients perceive the side effects of their medications? *German Journal of Psychiatry*. 2006; 9(3):74-79
374. Larson MJ, Browne C, Nikitin RV, Wooten NR, Ball S, Adams RS et al. Physicians report adopting safer opioid prescribing behaviors after academic detailing intervention. *Substance Abuse*. 2018; 39(2):218-224
375. Lau DT, Briesacher BA, Mercaldo ND, Halpern L, Osterberg EC, Jarzebowski M et al. Older patients' perceptions of medication importance and worth: An exploratory pilot study. *Drugs and Aging*. 2008; 25(12):1061-1075

376. Lau SM, McGuire TM, van Driel ML. Consumer concerns about paracetamol: a retrospective analysis of a medicines call centre. *BMJ Open*. 2016; 6(6):e010860
377. Laughren TP, Battey Y, Greenblatt DJ, Harrop DS, 3rd. A controlled trial of diazepam withdrawal in chronically anxious outpatients. *Acta Psychiatrica Scandinavica*. 1982; 65(3):171-179
378. Leece P, Orkin A, Shahin R, Steele LS. Can naloxone prescription and overdose training for opioid users work in family practice? Perspectives of family physicians. *Canadian Family Physician*. 2015; 61(6):538-543
379. Lefebvre-Durel C, Bailly I, Hunault J, Jovic L, Novic M, Vorspan F et al. Benzodiazepine and Z drug cessation in elderly patients: a qualitative study on the perception of healthcare providers and the place of advanced practice nurses. *International Journal of Mental Health Nursing*. 2021; 30(3):653-666
380. Lemoine P, Ohayon MM. Is hypnotic withdrawal facilitated by the transitory use of a substitute drug? *Progress in Neuro-Psychopharmacology and Biological Psychiatry*. 1997; 21(1):111-124
381. Leonardi C, Mariani F, Salvadori S. Patients' quality of life (QoL) and medication misuse and diversion during suboxone maintenance in Italy. A National opinion leaders' interview-based survey. *Heroin Addiction and Related Clinical Problems*. 2016; 18(1):19-30
382. Leong C, Alessi-Severini S, Sareen J, Enns MW, Bolton J. Community pharmacists' perspectives on dispensing medications with the potential for misuse, diversion, and intentional overdose: Results of a province-wide survey of community pharmacists in Canada. *Substance Use and Misuse*. 2016; 51(13):1724-1730
383. Leppik IE, Roth-Schechter GB, Gray GW, Cohn MA, Owens D. Double-blind, placebo-controlled comparison of zolpidem, triazolam, and temazepam in elderly patients with insomnia. *Drug Development Research*. 1997; 40(3):230-238
384. Lewis G. Antidepressants to prevent relapse in depression. 2013. Available from: <http://www.nets.nihr.ac.uk/projects/hta/1311548> Last accessed: 28/05/2021.
385. Lewis SC, Bhattacharya S, Wu O, Vincent K, Jack SA, Critchley HO et al. Gabapentin for the management of chronic pelvic pain in women (gapp1): A pilot randomised controlled trial. *PLoS One*. 2016; 11(4):e0153037
386. Leydon GM, Rodgers L, Kendrick T. A qualitative study of patient views on discontinuing long-term selective serotonin reuptake inhibitors. *Family Practice*. 2007; 24(6):570-575
387. Liebowitz MR, Asnis G, Mangano R, Tzanis E. A double-blind, placebo-controlled, parallel-group, flexible-dose study of venlafaxine extended release capsules in adult outpatients with panic disorder. *Journal of Clinical Psychiatry*. 2009; 70(4):550-561
388. Liebowitz MR, Manley AL, Padmanabhan SK, Ganguly R, Tummala R, Tourian KA. Efficacy, safety, and tolerability of desvenlafaxine 50 mg/day and 100 mg/day in outpatients with major depressive disorder. *Current Medical Research and Opinion*. 2008; 24(7):1877-1890
389. Liebreinz M, Schneider M, Buadze A, Gehring MT, Dube A, Caflisch C. High-dose benzodiazepine dependence: A qualitative study of patients' perceptions on initiation, reasons for use, and obtainment. *PLoS One*. 2015; 10(11):e0142057
390. Lin JJ, Alfandre D, Moore C. Physician attitudes toward opioid prescribing for patients with persistent noncancer pain. *The Clinical Journal of Pain*. 2007; 23(9):799-803

391. Linn LS. Physician characteristics and attitudes toward legitimate use of psychotherapeutic drugs. *Journal of Health and Social Behavior*. 1971; 12(2):132-140
392. L o H, Malka R, Hantouche E, Lancrenon S, Guelfi JD. A controlled double-blind study of tetrabamate versus lorazepam and placebo in generalized anxiety. *Encephale*. 1991; 17(4):295-300
393. Lopez R, Camps Herrero C, Khosravi-Shahi P, Guillem Porta V, Carrato Mena A, Garcia-Foncillas J et al. Oncologist's knowledge and implementation of guidelines for breakthrough cancer pain in Spain: CONOCE study. *Clinical & Translational Oncology: Official Publication of the Federation of Spanish Oncology Societies & of the National Cancer Institute of Mexico*. 2018; 20(5):613-618
394. Ma A, Thompson W, Polemiti E, Hussain S, Magwood O, Welch V et al. Deprescribing of chronic benzodiazepine receptor agonists for insomnia in adults. *Cochrane Database of Systematic Reviews* 2019, Issue 7. Art. No.: CD013371. DOI: <http://dx.doi.org/10.1002/14651858.CD013371>.
395. Ma K, Jiang W, Zhou Q, Du DP. The efficacy of oxycodone for management of acute pain episodes in chronic neck pain patients. *International Journal of Clinical Practice*. 2008; 62(2):241-247
396. Magee MR, McNeilage AG, Avery N, Glare P, Ashton-James CE. mHealth interventions to support prescription opioid tapering in patients with chronic pain: qualitative study of patients' perspectives. *JMIR Formative Research*. 2021; 5(5):e25969
397. Mahableshwarkar AR, Jacobsen PL, Chen Y. A randomized, double-blind trial of 2.5 mg and 5 mg vortioxetine (Lu AA21004) versus placebo for 8 weeks in adults with major depressive disorder. *Current Medical Research and Opinion*. 2013; 29(3):217-226
398. Mahableshwarkar AR, Jacobsen PL, Chen Y, Serenko M, Trivedi MH. A randomized, double-blind, duloxetine-referenced study comparing efficacy and tolerability of 2 fixed doses of vortioxetine in the acute treatment of adults with MDD. *Psychopharmacology*. 2015; 232(12):2061-2070
399. Mahableshwarkar AR, Jacobsen PL, Chen Y, Simon JS. A randomised, double-blind, placebo-controlled, duloxetine-referenced study of the efficacy and tolerability of vortioxetine in the acute treatment of adults with generalised anxiety disorder. *International Journal of Clinical Practice*. 2014; 68(1):49-59
400. Mahableshwarkar AR, Jacobsen PL, Serenko M, Chen Y. A randomized, double-blind, fixed-dose study comparing the efficacy and tolerability of vortioxetine 2.5 and 10 mg in acute treatment of adults with generalized anxiety disorder. *Hum Psychopharmacol*. 2014; 29(1):64-72
401. Mahableshwarkar AR, Jacobsen PL, Serenko M, Chen Y, Trivedi MH. A randomized, double-blind, placebo-controlled study of the efficacy and safety of 2 doses of vortioxetine in adults with major depressive disorder. *Journal of Clinical Psychiatry*. 2015; 76(5):583-591
402. Mahtani-Chugani V, Sanz EJ. Users perception of risk and benefits of mood modifying drugs. *Current Clinical Pharmacology*. 2011; 6(2):108-114
403. Maidment ID. Zaleplon for insomnia. *Journal of Pharmacy Technology*. 2001; 17(2):39-43
404. Malewski DF. Attitude and intention to abuse controlled prescription drugs: A conditional indirect effects model. Michigan. University of Michigan. 2018

405. Manubay J, Davidson J, Vosburg S, Jones J, Comer S, Sullivan M. Sex differences among opioid-abusing patients with chronic pain in a clinical trial. *Journal of Addiction Medicine*. 2015; 9(1):46-52
406. Marazziti D, Akiskal HS, Udo M, Picchetti M, Baroni S, Massimetti G et al. Dimorphic changes of some features of loving relationships during long-term use of antidepressants in depressed outpatients. *Journal of Affective Disorders*. 2014; 166:151-155
407. Markocic S, Humphries M, Tarne K, Watts M, Collins L. What are the risks and knowledge deficits for prescribing and administering opioids in the ward environment? A quality project on assessing and improving knowledge. *Nurse Education in Practice*. 2016; 17:182-187
408. Markowitz JS, DeVane CL, Liston HL, Montgomery SA. An assessment of selective serotonin reuptake inhibitor discontinuation symptoms with citalopram. *International Clinical Psychopharmacology*. 2000; 15(6):329-333
409. Marquez JL, Loveluck J, Marshall JK, Power L. Assessing community needs to combat the opioid epidemic in Washtenaw County, Michigan. *Journal of Public Health Management and Practice*. 2021; 27(Suppl 3):S174-S178
410. Martin P, Tannenbaum C. A prototype for evidence-based pharmaceutical opinions to promote physician-pharmacist communication around deprescribing. *Canadian Pharmacists Journal*. 2018; 151(2):133-141
411. Martirosyan L, Markhorst J, Denig P, Haaijer-Ruskamp FM, Braspenning J. A pilot qualitative study to explore stakeholder opinions regarding prescribing quality indicators. *BMC Health Services Research*. 2012; 12:191
412. Mathis SM, Hagaman A, Hagemeyer N, Baker K, Pack RP. Provider-patient communication about prescription drug abuse: A qualitative analysis of the perspective of prescribers. *Substance Abuse*. 2020; 41(1):121-131
413. Mathis SM, Hagemeyer N, Foster KN, Baker K, Pack RP. "It's took over this region": Patient perspectives of prescription drug abuse in appalachia. *Substance Use and Misuse*. 2020; 55(5):37-47
414. Matthias MS, Krebs EE, Collins LA, Bergman AA, Coffing J, Bair MJ. 'I'm Not Abusing or Anything': Patient-physician communication about opioid treatment in chronic pain. *Patient Education and Counseling*. 2013; 93(2):197-202
415. Matthias MS, Talib TL, Huffman MA. Managing chronic pain in an opioid crisis: what is the role of shared decision-making? *Health Communication*. 2020; 35(10):1239-1247
416. Mavissakalian MR, Perel JM. 2nd year maintenance and discontinuation of imipramine in panic disorder with agoraphobia. *Annals of Clinical Psychiatry*. 2001; 13(2):63-67
417. Mavissakalian MR, Perel JM. Long-term maintenance and discontinuation of imipramine therapy in panic disorder with agoraphobia. *Archives of General Psychiatry*. 1999; 56(9):821-827
418. Mayock P, Butler S. Pathways to 'recovery' and social reintegration: The experiences of long-term clients of methadone maintenance treatment in an Irish drug treatment setting. *The International Journal on Drug Policy*. 2021:10.1016/j.drugpo.2020.103092
419. Mayur PM, Gangadhar BN, Subbakrishna DK, Janakiramaiah N. Discontinuation of antidepressant drugs during electroconvulsive therapy: a controlled study. *Journal of Affective Disorders*. 2000; 58(1):37-41

420. Mazurenko O, Andraka-Christou BT, Bair MJ, Kara AY, Harle CA. Clinical perspectives on hospitals' role in the opioid epidemic. *BMC Health Services Research*. 2020; 20(1):521
421. McCaffery M, Ferrell B, O'Neil-Page E, Lester M, Ferrell B. Nurses' knowledge of opioid analgesic drugs and psychological dependence. *Cancer Nursing*. 1990; 13(1):21-27
422. McCaffery M, Ferrell BR. Opioid analgesics: nurses' knowledge of doses and psychological dependence. *Journal of Nursing Staff Development*. 1992; 8(2):77-84
423. McCarthy DM, Cameron KA, King JP, Mullen RJ, Bailey SC, Jacobson KL et al. Patient recall of health care provider counseling for opioid-acetaminophen prescriptions. *Pain Medicine*. 2014; 15(10):1750-1756
424. McIntyre RS, Lophaven S, Olsen CK. A randomized, double-blind, placebo-controlled study of vortioxetine on cognitive function in depressed adults. *International Journal of Neuropsychopharmacology*. 2014; 17(10):1557-1567
425. McKeganey N, Morris Z, Neale J, Robertson M. What are drug users looking for when they contact drug services: abstinence or harm reduction? *Drugs: Education, Prevention and Policy*. 2004; 11(5):423-435
426. McMullen LM, Herman J. Women's accounts of their decision to quit taking antidepressants. *Qualitative Health Research*. 2009; 19(11):1569-1579
427. McNeil R, Kerr T, Pauly B, Wood E, Small W. Advancing patient-centered care for structurally vulnerable drug-using populations: a qualitative study of the perspectives of people who use drugs regarding the potential integration of harm reduction interventions into hospitals. *Addiction*. 2016; 111(4):685-694
428. Michelson D, Fava M, Amsterdam J, Apter J, Lønborg P, Tamura R et al. Interruption of selective serotonin reuptake inhibitor treatment. Double-blind, placebo-controlled trial. *British Journal of Psychiatry*. 2000; 176:363-368
429. Miller NS, Mahler JC. Addiction to and dependence on benzodiazepines: Diagnostic confusion in clinical practice and research studies. *Journal of Substance Abuse Treatment*. 1991; 8(1-2):61-67
430. Mindham RH, Howland C, Shepherd M. Continuation therapy with tricyclic antidepressants in depressive illness. *Lancet*. 1972; 300(7782):854-855
431. Mishriky J, Stupans I, Chan V. Pharmacists' views on the rescheduling of codeine-containing analgesics to 'prescription only' medicines in Australia. *International Journal of Clinical Pharmacy*. 2019; 41(2):538-545
432. Mitchell AJ. Adherence behaviour with psychotropic medication is a form of self-medication. *Medical Hypotheses*. 2006; 68(1):12-21
433. Mitler MM, Seidel WF, van den Hoed J, Greenblatt DJ, Dement WC. Comparative hypnotic effects of flurazepam, triazolam, and placebo: a long-term simultaneous nighttime and daytime study. *Journal of Clinical Psychopharmacology*. 1984; 4(1):2-13
434. Mol AJ, Gorgels WJ, Oude Voshaar RC, Breteler MH, van Balkom AJ, van de Lisdonk EH et al. Associations of benzodiazepine craving with other clinical variables in a population of general practice patients. *Comprehensive Psychiatry*. 2005; 46(5):353-360
435. Mol AJ, Oude Voshaar RC, Gorgels WJ, Breteler MH, van Balkom AJ, van de Lisdonk EH et al. The absence of benzodiazepine craving in a general practice benzodiazepine discontinuation trial. *Addictive Behaviors*. 2006; 31(2):211-222

436. Mol AJ, Oude Voshaar RC, Gorgels WJ, Breteler MH, van Balkom AJ, van de Lisdonk EH et al. The role of craving in relapse after discontinuation of long-term benzodiazepine use. *Journal of Clinical Psychiatry*. 2007; 68(12):1894-1900
437. Molenaar NM, Brouwer ME, Bockting CL, Bonsel GJ, van der Veere CN, Torij HW et al. Stop or go? Preventive cognitive therapy with guided tapering of antidepressants during pregnancy: study protocol of a pragmatic multicentre non-inferiority randomized controlled trial. *BMC Psychiatry*. 2016; 16:72
438. Montgomery SA. Pregabalin for the treatment of generalised anxiety disorder. *Expert Opinion on Pharmacotherapy*. 2006; 7(15):2139-2154
439. Montgomery SA, Dufour H, Brion S, Gailledreau J, Laqueille X, Ferrey G et al. The prophylactic efficacy of fluoxetine in unipolar depression. *British Journal of Psychiatry Supplement*. 1988; (3):69-76
440. Montgomery SA, Dunbar G. Paroxetine is better than placebo in relapse prevention and the prophylaxis of recurrent depression. *International Clinical Psychopharmacology*. 1993; 8(3):189-195
441. Montgomery SA, Fava M, Padmanabhan SK, Guico-Pabia CJ, Tourian KA. Discontinuation symptoms and taper/poststudy-emergent adverse events with desvenlafaxine treatment for major depressive disorder. *International Clinical Psychopharmacology*. 2009; 24(6):296-305
442. Montgomery SA, Kennedy SH, Burrows GD, Lejoyeux M, Hindmarch I. Absence of discontinuation symptoms with agomelatine and occurrence of discontinuation symptoms with paroxetine: a randomized, double-blind, placebo-controlled discontinuation study. *International Clinical Psychopharmacology*. 2004; 19(5):271-280
443. Montgomery SA, Nil R, Dürr-Pal N, Loft H, Boulenger JP. A 24-week randomized, double-blind, placebo-controlled study of escitalopram for the prevention of generalized social anxiety disorder. *Journal of Clinical Psychiatry*. 2005; 66(10):1270-1278
444. Montgomery SA, Rasmussen JG. Citalopram 20 mg, citalopram 40 mg and placebo in the prevention of relapse of major depression. *International Clinical Psychopharmacology*. 1992; 6(Suppl 5):71-73
445. Monti JM, Attali P, Monti D, Zipfel A, de la Giclais B, Morselli PL. Zolpidem and rebound insomnia-a double-blind, controlled polysomnographic study in chronic insomniac patients. *Pharmacopsychiatry*. 1994; 27(4):166-175
446. Monti JM, Monti D, Estevez F, Giusti M. Sleep in patients with chronic primary insomnia during long-term zolpidem administration and after its withdrawal. *International Clinical Psychopharmacology*. 1996; 11(4):255-263
447. Moore S, Jaime LK, Maharajh H, Ramtahal I, Reid S, Ramsewak FS et al. The prescribing of psychotropic drugs in mental health services in Trinidad. *Pan American Journal of Public Health*. 2002; 12(3):207-214
448. Moroz G, Rosenbaum JF. Efficacy, safety, and gradual discontinuation of clonazepam in panic disorder: a placebo-controlled, multicenter study using optimized dosages. *Journal of Clinical Psychiatry*. 1999; 60(9):604-612
449. Mueller SR, Koester S, Glanz JM, Gardner EM, Binswanger IA. Attitudes toward naloxone prescribing in clinical settings: A qualitative study of patients prescribed high dose opioids for chronic non-cancer pain. *Journal of General Internal Medicine*. 2017; 32(3):277-283

450. Muller-Schwefe GH, Wimmer AM, Dejonckheere J, Eggers A, Vellucci R. Patients' and physicians' perspectives on opioid therapy for chronic cancer and musculoskeletal pain in Germany, Italy, and Turkey: PAin RESEARCH (PARES) survey. *Current Medical Research and Opinion*. 2014; 30(3):339-347
451. Murphy SM, Owen RT, Tyrer PJ. Withdrawal symptoms after six weeks' treatment with diazepam. *Lancet*. 1984; 2(8416):1389
452. Nabovati E, Vakili-Arki H, Taherzadeh Z, Saberi MR, Abu-Hanna A, Eslami S. A survey of attitudes, practices, and knowledge regarding drug-drug interactions among medical residents in Iran. *International Journal of Clinical Pharmacy*. 2017; 39(3):560-568
453. Nagel FW, Kattan JA, Mantha S, Nelson LS, Kunins HV, Paone D. Promoting health department opioid-prescribing guidelines for new york city emergency departments: A qualitative evaluation. *Journal of Public Health Management and Practice*. 2018; 24(4):306-309
454. Nakao M, Takeuchi T, Nomura K, Teramoto T, Yano E. Clinical application of paroxetine for tapering benzodiazepine use in non-major-depressive outpatients visiting an internal medicine clinic. *Psychiatry and Clinical Neurosciences*. 2006; 60(5):605-610
455. Nardini KA, Landen J, Parshall M, Cox KJ. New mexico nurse-midwives' controlled substance prescribing and monitoring practices. *Journal of Midwifery & Women's Health*. 2019; 64(1):28-35
456. Nasrin N, Asaduzzaman M, Al-Hasan Imam KM, Mowla R, Rizwan F, Monjur F. Common geriatric disorders and their management in selected hospitals of Bangladesh. *International Journal of Pharmaceutical Sciences Review and Research*. 2012; 13(2):5-8
457. National Institute for Health and Care Excellence. Developing NICE guidelines: the manual [updated 2020]. London. National Institute for Health and Care Excellence, 2014. Available from:
<http://www.nice.org.uk/article/PMG20/chapter/1%20Introduction%20and%20overview>
458. Navis A, George MC, Scherer M, Weiss L, Chikamoto Y, Robinson-Papp J. What physicians need to implement safer opioid prescribing: a qualitative study. *Journal of Opioid Management*. 2019; 15(6):479-485
459. Neo SH, Loh EC, Koo WH. An audit of morphine prescribing in a hospice. *Singapore Medical Journal*. 2001; 42(9):417-419
460. Nerlekar S, Roy P, Karia S, Adhikari A, Shah N, Desousa A. A study of benzodiazepine prescription patterns in a tertiary general hospital. *National Journal of Physiology, Pharmacy and Pharmacology*. 2019; 9(5):379-382
461. Nielsen S, Bruno R, Degenhardt L, Stoope MA, Fischer JA, Carruthers SJ et al. The sources of pharmaceuticals for problematic users of benzodiazepines and prescription opioids. *Medical Journal of Australia*. 2013; 199(10):696-699
462. Nielsen S, Cameron J, Lee N. Characteristics of a nontreatment-seeking sample of over-the-counter codeine users: implications for intervention and prevention. *Journal of Opioid Management*. 2011; 7(5):363-370
463. Nielsen S, Cameron J, Pahoki S. Opportunities and challenges: Over-the-counter codeine supply from the codeine consumer's perspective. *International Journal of Pharmacy Practice*. 2013; 21(3):161-168
464. Nielsen S, Kowalski M, Wood P, Larney S, Bruno R, Shanahan M et al. Routine opioid outcome monitoring in community pharmacy: Pilot implementation study protocol. *Research in Social & Administrative Pharmacy*. 2019; 15(8):1047-1055

465. Nielsen S, Lintzeris N, Murnion B, Degenhardt L, Bruno R, Haber P et al. Understanding an emerging treatment population: Protocol for and baseline characteristics of a prospective cohort of people receiving treatment for pharmaceutical opioid dependence. *Drug & Alcohol Review*. 2018; 37(7):887-896
466. Nielsen S, Menon N, Larney S, Farrell M, Degenhardt L. Community pharmacist knowledge, attitudes and confidence regarding naloxone for overdose reversal. *Addiction*. 2016; 111(12):2177-2186
467. Nielsen S, Peacock A, Lintzeris N, Bruno R, Larance B, Degenhardt L. Knowledge of opioid overdose and attitudes to supply of take-home naloxone among people with chronic noncancer pain prescribed opioids. *Pain Medicine*. 2018; 19(3):533-540
468. Ninan PT, Musgnung J, Messig M, Buckley G, Guico-Pabia CJ, Ramey TS. Incidence and timing of taper/posttherapy-emergent adverse events following discontinuation of desvenlafaxine 50 mg/d in patients with major depressive disorder. *The Primary Care Companion to CNS Disorders*. 2015; 17(1)
469. Nishimura A, Aritomi Y, Sasai K, Kitagawa T, Mahableshwarkar AR. Randomized, double-blind, placebo-controlled 8-week trial of the efficacy, safety, and tolerability of 5, 10, and 20 mg/day vortioxetine in adults with major depressive disorder. *Psychiatry and Clinical Neurosciences*. 2018; 72(2):64-72
470. Nolan P, Badger F. Aspects of the relationship between doctors and depressed patients that enhance satisfaction with primary care. *Journal of Psychiatric and Mental Health Nursing*. 2005; 12(2):146-153
471. North D, Davis P, Powell A. Patient responses to benzodiazepine medication: a typology of adaptive repertoires developed by long-term users. *Sociology of Health and Illness*. 1995; 17(5):632-650
472. Noyes R, Jr., Garvey MJ, Cook B, Suelzer M. Controlled discontinuation of benzodiazepine treatment for patients with panic disorder. *American Journal of Psychiatry*. 1991; 148(4):517-523
473. Nunn A, Zaller N, Dickman S, Trimbur C, Nijhawan A, Rich JD. Erratum to "Methadone and buprenorphine prescribing and referral practices in US prison systems: Results from a nationwide survey". *Drug and Alcohol Dependence*. 2011; 113(2-3):252
474. Nwokeji ED, Rascati KL, Brown CM, Eisenberg A. Influences of attitudes on family physicians' willingness to prescribe long-acting opioid analgesics for patients with chronic nonmalignant pain. *Clinical Therapeutics*. 2007; 29 (Suppl):2589-2602
475. Nygaard HA, Ruths S, Straand J, Naik M. Not less but different: psychotropic drug utilization trends in Norwegian nursing homes during a 12-year period. *The Bergen District Nursing Home (BEDNURS) Study*. *Aging-Clinical & Experimental Research*. 2004; 16(4):277-282
476. Nystrom C. Effects of long-term benzodiazepine medication. A prospective cohort study: methodological and clinical aspects. *Nordic Journal of Psychiatry*. 2005; 59(6):492-497
477. O'Brien T, Breivik H. The impact of chronic pain-European patients' perspective over 12 months. *Scandinavian Journal of Pain*. 2012; 3(1):23-29
478. O'Byrne P, Jeske Pearson C. Methadone maintenance treatment as social control: Analyzing patient experiences. *Nursing Inquiry*. 2019; 26(2):e12275

479. O'Connor KP, Marchand A, Belanger L, Mainguy N, Landry P, Savard P et al. Psychological distress and adaptational problems associated with benzodiazepine withdrawal and outcome: a replication. *Addictive Behaviors*. 2004; 29(3):583-593
480. O'Mullan C, Doherty M, Coates R, Tilley PJ. Women's experiences of coping with the sexual side effects of antidepressant medication. *Psychology & Health*. 2014; 29(12):1388-1406
481. O'Mullan C, Doherty M, Coates R, Tilley PJM. 'Accepting what is': an approach for managing the long-term sexual side effects of selective serotonin reuptake inhibitors (SSRIs) in women. *Sexual and Relationship Therapy*. 2015; 30(3):325-337
482. O'Rourke T, Kirk J, Duff E, Golonka R. A survey of nurse practitioner controlled drugs and substances prescribing in three Canadian provinces. *Journal of Clinical Nursing*. 2019; 28(23-24):4342-4356
483. O'Shea B. Antidepressants: Uses and attitudes among consultant psychiatrists: A questionnaire study. *Irish Journal of Psychological Medicine*. 1991; 8(2):167-170
484. O'Sullivan EM, Sweeney B, Mitten E, Ryan C. Headache management in community pharmacies. *Irish Medical Journal*. 2016; 109(3):373
485. Oberleitner LM. Emotional risk factors for substance abuse in a chronic pain population: Developing a predictive model and testing methods for assessing stigmatized behaviors. USA. Wayne State University. 2011
486. Oehrberg S, Christiansen PE, Behnke K, Borup AL, Severin B, Soegaard J et al. Paroxetine in the treatment of panic disorder. A randomised, double-blind, placebo-controlled study. *British Journal of Psychiatry*. 1995; 167(3):374-379
487. Okoro ON, Bastianelli KM, Wen YF, Bilden EF, Konowalchuk BK, Schneiderhan ME. Awareness of state legislation on naloxone accessibility associated with willingness to prescribe naloxone. *Substance Abuse*. 2018; 39(1):14-20
488. Oldfield BJ, Tetrault JM, Wilkins KM, Edelman EJ, Capurso NA. Opioid overdose prevention education for medical students: Adopting harm reduction into mandatory clerkship curricula. *Substance Abuse*. 2019; 41(1):29-34
489. Olsen A, Lawton B, Dwyer R, Taing MW, Chun KLJ, Hollingworth S et al. Why aren't Australian pharmacists supplying naloxone? Findings from a qualitative study. *International Journal of Drug Policy*. 2019; 69:46-52
490. Olsen AK, Whalen MD. Public perceptions of the pharmaceutical industry and drug safety: implications for the pharmacovigilance professional and the culture of safety. *Drug Safety*. 2009; 32(10):805-810
491. Olsen KR, Hall DJ, Mira JC, Underwood PW, Antony AB, Vasilopoulos T et al. Postoperative surgical trainee opioid prescribing practices (POST OPP): an institutional study. *Journal of Surgical Research*. 2018; 229:58-65
492. Olsen SW, Draborg E, Lisby M. Physicians' and Nurses' Attitudes and Actions Regarding Perioperative Medication Management. *Journal of Perianesthesia Nursing*. 2019; 34(3):614-621
493. Opong S, Kretchy IA, Imbeah EP, Afrane BA. Managing mental illness in Ghana: the state of commonly prescribed psychotropic medicines. *International Journal of Mental Health Systems*. 2016; 10:28

494. Oros SM, Christon LM, Barth KS, Berini CR, Padgett BL, Diaz VA. Facilitators and barriers to utilization of medications for opioid use disorder in primary care in South Carolina. *International Journal of Psychiatry in Medicine*. 2021; 56(1):14-39
495. Ostrach B, Leiner C. "I didn't want to be on Suboxone at first..." - Ambivalence in Perinatal Substance Use Treatment. *Journal of Addiction Medicine*. 2019; 13(4):264-271
496. Ostrow L, Jessell L, Hurd M, Darrow SM, Cohen D. Discontinuing psychiatric medications: A survey of long-term users. *Psychiatric Services*. 2017; 68(12):1232-1238
497. Oswald I. Withdrawal symptoms and rebound anxiety after six week course of diazepam. *British Medical Journal*. 1985; 291(6490):280
498. Ott R, Lenk C, Miller N, Neuhaus Buhler R, Biller-Andorno N. Neuroenhancement - perspectives of Swiss psychiatrists and general practitioners. *Swiss Medical Weekly*. 2012; 142:13707
499. Oude Voshaar RC, Gorgels WJMJ, Mol AJJ, Van Balkom AJLM, Van de Lisdonk EH, Breteler MHM. Tapering off long-term benzodiazepine use with or without group cognitive-behavioural therapy: three-condition, randomised controlled trial. *British Journal of Psychiatry*. 2003; 182(JUNE):498-504
500. Overton HN, Hanna MN, Bruhn WE, Hutfless S, Bicket MC, Makary MA et al. Opioid-prescribing guidelines for common surgical procedures: An expert panel consensus. *Journal of the American College of Surgeons*. 2018; 227(4):411-418
501. Owen GT, Burton AW, Schade CM, Passik S. Urine drug testing: current recommendations and best practices. *Pain Physician*. 2012; 15(Suppl 3):ES119-133
502. Oxman TE, Korsen N, Hartley D, Sengupta A, Bartels S, Forester B. Improving the precision of primary care physician self-report of antidepressant prescribing. *Medical Care*. 2000; 38(7):771-776
503. Oyler DR, Deep KS, Chang PK. Opioid use in the acute setting: A survey of providers at an academic medical center. *Journal of Opioid Management*. 2018; 14(3):203-210
504. Padmanathan P, Singh M, Mannarath SC, Omar M, Raja S. A rapid appraisal of access to and utilisation of psychotropic medicines in Bihar, India. *International Journal of Mental Health Systems*. 2014; 8 (1):29
505. Palacios-Cena D, Neira-Martin B, Silva-Hernandez L, Mayo-Canalejo D, Florencio LL, Fernandez-De-Las-Penas C et al. Living with chronic migraine: A qualitative study on female patients' perspectives from a specialised headache clinic in Spain. *BMJ Open*. 2017; 7 (8):e017851
506. Pande AC, Crockatt JG, Feltner DE, Janney CA, Smith WT, Weisler R et al. Pregabalin in generalized anxiety disorder: a placebo-controlled trial. *American Journal of Psychiatry*. 2003; 160(3):533-540
507. Paparella SF. Alignment with the ISMP 2018-2019 targeted medication safety best practices for hospitals. *Journal of Emergency Nursing*. 2018; 44(2):191-194
508. Papp A, Onton JA. Brain zaps: An underappreciated symptom of antidepressant discontinuation. *The Primary Care Companion to CNS Disorders*. 2018; 20(6):20
509. Parchman ML, Von Korff M, Baldwin LM, Stephens M, Ike B, Crompton D et al. Primary care clinic re-design for prescription opioid management. *Journal of the American Board of Family Medicine: JABFM*. 2017; 30(1):44-51

510. Park J, Hirz CE, Manotas K, Hooyman N. Nonpharmacological pain management by ethnically diverse older adults with chronic pain: barriers and facilitators. *Journal Gerontological Social Work*. 2013; 56(6):487-508
511. Park J, Lavin R, Couturier B. Choice of nonpharmacological pain therapies by ethnically diverse older adults. *Pain Management*. 2014; 4(6):389-406
512. Park TW, Sikov J, dellaBitta V, Saitz R, Walley AY, Drainoni ML. "It could potentially be dangerous. but nothing else has seemed to help me.": patient and clinician perspectives on benzodiazepine use in opioid agonist treatment. *Journal of Substance Abuse Treatment*. 2021; 131:108455
513. Parks DL. What is the early recovery process for individuals with moderate to severe prescription opioid use disorder? USA. Capella University. 2018
514. Parr JM, Kavanagh DJ, Young RM, McCafferty K. Views of general practitioners and benzodiazepine users on benzodiazepines: a qualitative analysis. *Social Science and Medicine*. 2006; 62(5):1237-1249
515. Parran TV, Jr., Grey SF. The role of disabled physicians in the diversion of controlled drugs. *Journal of Addictive Diseases*. 2000; 19(3):35-41
516. Parry CDH, Rich E, Van Hout MC, Deluca P. Codeine misuse and dependence in South Africa: Perspectives of addiction treatment providers. *South African Medical Journal Suid-Afrikaanse Tydskrif Vir Geneeskunde*. 2017; 107(5):451-456
517. Paterson C, Ledgerwood K, Arnold C, Hogg M, Xue C, Zheng Z. Resisting prescribed opioids: a qualitative study of decision making in patients taking opioids for chronic noncancer pain. *Pain Medicine*. 2016; 17(4):717-727
518. Pato MT, Zohar-Kadouch R, Zohar J, Murphy DL. Return of symptoms after discontinuation of clomipramine in patients with obsessive-compulsive disorder. *American Journal of Psychiatry*. 1988; 145(12):1521-1525
519. Pauer L, Atkinson G, Murphy T, Petersel D, Zeiher B. Long-term maintenance of response across multiple fibromyalgia symptom domains in a randomized withdrawal study of pregabalin. *The Clinical Journal of Pain*. 2012; 28(7):609-614
520. Peacey J, Miller H, Huthwaite MA, Romans SE. Sleep medication in acute psychiatric illness: patient's knowledge and prescription patterns in New Zealand. *Journal of Nervous and Mental Disease*. 2012; 200(1):83-87
521. Peacock-Chambers E, Feinberg E, Senn-McNally M, Clark MC, Jurkowski B, Suchman NE et al. Engagement in early intervention services among mothers in recovery from opioid use disorders. *Pediatrics*. 2020; 145(2):02
522. Pearce LA, Mathany L, Rothon D, Kuo M, Buxton JA. An evaluation of Take Home Naloxone program implementation in British Columbian correctional facilities. *International journal of prison health*. 2019; 15(1):46-57
523. Pecknold JC, McClure DJ, Fleuri D, Chang H. Benzodiazepine withdrawal effects. *Progress in Neuro-Psychopharmacology and Biological Psychiatry*. 1982; 6(4-6):517-522
524. Pecknold JC, McClure DJ, Fleury D. A controlled comparative study of halazepam in anxiety. *Current Therapeutic Research - Clinical and Experimental*. 1982; 32(6 I):895-905
525. Penm J, MacKinnon NJ, Connelly C, Mashni R, Lyons MS, Hooker EA et al. Emergency physicians' perception of barriers and facilitators for adopting an opioid prescribing guideline in Ohio: a qualitative interview study. *Journal of Emergency Medicine*. 2019; 56(1):15-22

526. Perahia DG, Kajdasz DK, Desai D, Haddad PM. Symptoms following abrupt discontinuation of duloxetine treatment in patients with major depressive disorder. *Journal of Affective Disorders*. 2005; 89(1-3):207-212
527. Perahia DG, Maina G, Thase ME, Spann ME, Wang F, Walker DJ et al. Duloxetine in the prevention of depressive recurrences: a randomized, double-blind, placebo-controlled trial. *Journal of Clinical Psychiatry*. 2009; 70(5):706-716
528. Perahia DG, Quail D, Gandhi P, Walker DJ, Peveler RC. A randomized, controlled trial of duloxetine alone vs. duloxetine plus a telephone intervention in the treatment of depression. *Journal of Affective Disorders*. 2008; 108(1-2):33-41
529. Pereira M, Scott J. Harm reduction and the ethics of drug use: contemporary techniques of self-governance. *Health Sociology Review*. 2017; 26(1):69-83
530. Pérodeau G, Grenon É, Grenier S, O'Connor K. Systemic model of chronic benzodiazepine use among mature adults. *Aging & Mental Health*. 2016; 20(4):380-390
531. Perrone J, DeRoos FJ, Nelson LS. Prescribing practices, knowledge, and use of prescription drug monitoring programs (PDMP) by a national sample of medical toxicologists, 2012. *Journal of Medical Toxicology: Official Journal of the American College of Medical Toxicology*. 2012; 8(4):341-352
532. Pestello FG, Davis-Berman J. Taking anti-depressant medication: A qualitative examination of internet postings. *Journal of Mental Health*. 2008; 17(4):349-360
533. Petursson H, Gudjonsson GH, Lader MH. Psychometric performance during withdrawal from long-term benzodiazepine treatment. *Psychopharmacology*. 1983; 81(4):345-349
534. Petursson H, Lader MH. Withdrawal from long-term benzodiazepine treatment. *British Medical Journal Clinical Research Ed*. 1981; 283(6292):643-645
535. Pinsker H, Suljaga-Petchel K. Use of benzodiazepines in primary-care geriatric patients. *Journal of the American Geriatrics Society*. 1984; 32(8):595-597
536. Pohjanoksa-Mantyla M, Saari JK, Narhi U, Karjalainen A, Pylkkanen K, Airaksinen MS et al. How and why do people with depression access and utilize online drug information: a qualitative study. *Journal of Affective Disorders*. 2009; 114(1-3):333-339
537. Pomerleau AC, Nelson LS, Hoppe JA, Salzman M, Weiss PS, Perrone J. The impact of prescription drug monitoring programs and prescribing guidelines on emergency department opioid prescribing: A multi-center survey. *Pain Medicine*. 2017; 18(5):889-897
538. Poon SJ, Greenwood-Ericksen MB, Gish RE, Neri PM, Takhar SS, Weiner SG et al. Usability of the massachusetts prescription drug monitoring program in the emergency department: A mixed-methods study. *Academic Emergency Medicine*. 2016; 23(4):406-414
539. Porucznik CA, Johnson EM, Rolfs RT, Sauer BC. Opioid prescribing knowledge and practices: provider survey following promulgation of guidelines-Utah, 2011. *Journal of Opioid Management*. 2013; 9(3):217-224
540. Pottegard A, Knudsen TB, van Heesch K, Salmasi H, Schytte-Hansen S, Sondergaard J. Information on risk of constipation for Danish users of opioids, and their laxative use. *International Journal of Clinical Pharmacy*. 2014; 36(2):291-294
541. Potter M, Schafer S, Gonzalez-Mendez E, Gjeltema K, Lopez A, Wu J et al. Opioids for chronic nonmalignant pain. Attitudes and practices of primary care physicians in the UCSF/Stanford Collaborative Research Network. University of California, San Francisco. *Journal of Family Practice*. 2001; 50(2):145-151

542. Pourmotabbed T, McLeod DR, Hoehn-Saric R, Hipsley P, Greenblatt DJ. Treatment, discontinuation, and psychomotor effects of diazepam in women with generalized anxiety disorder. *Journal of Clinical Psychopharmacology*. 1996; 16(3):202-207
543. Power KG, Jerrom DW, Simpson RJ, Mitchell M. Controlled study of withdrawal symptoms and rebound anxiety after six week course of diazepam for generalised anxiety. *BMJ*. 1985; 290(6477):1246-1248
544. Power KG, Simpson RJ, Swanson V, Wallace LA, Feistner ATC, Sharp D. A controlled comparison of cognitive-behaviour therapy, diazepam, and placebo, alone and in combination, for the treatment of generalised anxiety disorder. *Journal of Anxiety Disorders*. 1990; 4(4):267-292
545. Prathivadi P, Barton C, Mazza D. The opioid-prescribing practices of Australian general practice registrars: an interview study. *Family Practice*. 2021; 38(4):473-478
546. Prathivadi P, Lockett T, Barton C, Holliday S, Mazza D. General practitioner attitudes towards systems-level opioid prescribing interventions: a pooled secondary qualitative analysis. *Australian Journal Of General Practice*. 2021; 50(5):309-316
547. Prescription drug abuse in young adults. *Primary Care Reports*. 2010:1-2
548. Prescription drug abuse linked to increased availability of pain meds. *Brown University Psychopharmacology Update*. 2009; 20(2):1-7
549. Price J, Cole V, Doll H, Goodwin GM. The Oxford Questionnaire on the Emotional Side-effects of Antidepressants (OQuESA): Development, validity, reliability and sensitivity to change. *Journal of Affective Disorders*. 2012; 140(1):66-74
550. Price J, Cole V, Goodwin GM. Emotional side-effects of selective serotonin reuptake inhibitors: qualitative study. *British Journal of Psychiatry*. 2009; 195(3):211-217
551. Prien RF, Balter MB, Caffey Jr EM. Hospital surveys of prescribing practices with psychotherapeutic drugs. A critical examination. *Archives of General Psychiatry*. 1978; 35(10):1271-1275
552. Prien RF, Kupfer DJ, Mansky PA, Small JG, Tuason VB, Voss CB et al. Drug therapy in the prevention of recurrences in unipolar and bipolar affective disorders. Report of the NIMH Collaborative Study Group comparing lithium carbonate, imipramine, and a lithium carbonate-imipramine combination. *Archives of General Psychiatry*. 1984; 41(11):1096-1104
553. Public Health England. Prescribed medicines review: report. 2019. Available from: <https://www.gov.uk/government/publications/prescribed-medicines-review-report> Last accessed: 25/06/2021.
554. Pujalte D, Bottai T, Hue B, Alric R, Pouget R, Blayac JP et al. A double-blind comparison of clonazepam and placebo in the treatment of neuroleptic-induced akathisia. *Clinical Neuropharmacology*. 1994; 17(3):236-242
555. Pundiak TM, Case BG, Peselow ED, Mulcare L. Discontinuation of maintenance selective serotonin reuptake inhibitor monotherapy after 5 years of stable response: a naturalistic study. *Journal of Clinical Psychiatry*. 2008; 69(11):1811-1817
556. Qureshi N, Wesolowicz LA, Liu CM, Tungol Lin A. Effectiveness of a retrospective drug utilization review on potentially unsafe opioid and central nervous system combination therapy. *Journal of Managed Care & Specialty Pharmacy*. 2015; 21(10):938-944
557. Raban MZ, Tariq A, Richardson L, Byrne M, Robinson M, Li L et al. Evaluation of web-based consumer medication information: Content and usability of 4 Australian websites. *Interactive Journal of Medical Research*. 2016; 5(3):e21

558. Radomski TR, Bixler FR, Zickmund SL, Roman KM, Thorpe CT, Hale JA et al. Physicians' perspectives regarding prescription drug monitoring program use within the department of veterans affairs: A multi-state qualitative study. *Journal of General Internal Medicine*. 2018; 33(8):1253-1259
559. Rapaport MH, Wolkow R, Rubin A, Hackett E, Pollack M, Ota KY. Sertraline treatment of panic disorder: results of a long-term study. *Acta Psychiatrica Scandinavica*. 2001; 104(4):289-298
560. Rash JA, Buckley N, Busse JW, Campbell TS, Corace K, Cooper L et al. Healthcare provider knowledge, attitudes, beliefs, and practices surrounding the prescription of opioids for chronic non-cancer pain in North America: protocol for a mixed-method systematic review. *Systematic Reviews*. 2018; 7(1):189
561. Raskin J, Pritchett YL, Wang F, D'Souza DN, Waninger AL, Iyengar S et al. A double-blind, randomized multicenter trial comparing duloxetine with placebo in the management of diabetic peripheral neuropathic pain. *Pain Medicine*. 2005; 6(5):346-356
562. Raskin J, Wiltse CG, Dinkel JJ, Walker DJ, Desai D, Katona C. Safety and tolerability of duloxetine at 60 mg once daily in elderly patients with major depressive disorder. *Journal of Clinical Psychopharmacology*. 2008; 28(1):32-38
563. Rath MM. Hospitalists' attitudes toward pain and the use of opioid analgesics. USA. Union Institute and University. 2012
564. Rauck RL, Hale ME, Bass A, Bramson C, Pixton G, Wilson JG et al. A randomized double-blind, placebo-controlled efficacy and safety study of ALO-02 (extended-release oxycodone surrounding sequestered naltrexone) for moderate-to-severe chronic low back pain treatment. *Pain*. 2015; 156(9):1660-1669
565. Rauck RL, Hong KJ, North J. Opioid-induced constipation survey in patients with chronic noncancer pain. *Pain Practice*. 2017; 17(3):329-335
566. Rausch T, Jansen T. Gastrointestinal side effects of opioid analgesics. *Pharmacist*. 2012; 37(12):36-39
567. Ravizza L, Barzega G, Bellino S, Bogetto F, Maina G. Drug treatment of obsessive-compulsive disorder (OCD): long-term trial with clomipramine and selective serotonin reuptake inhibitors (SSRIs). *Psychopharmacology Bulletin*. 1996; 32(1):167-173
568. Razouki Z, Khokhar BA, Philpot LM, Ebbert JO. Attributes, attitudes, and practices of clinicians concerned with opioid prescribing. *Pain Medicine*. 2018; 20(10):1934-1941
569. Read J, Cartwright C, Gibson K. Adverse emotional and interpersonal effects reported by 1829 New Zealanders while taking antidepressants. *Psychiatry Research*. 2014; 216(1):67-73
570. Read J, Cartwright C, Gibson K, Shiels C, Magliano L. Beliefs of people taking antidepressants about the causes of their own depression. *Journal of Affective Disorders*. 2015; 174:150-156
571. Read J, Gee A, Diggle J, Butler H. The interpersonal adverse effects reported by 1008 users of antidepressants; and the incremental impact of polypharmacy. *Psychiatry Research*. 2017; 256:423-427
572. Read J, Gee A, Diggle J, Butler H. Staying on, and coming off, antidepressants: The experiences of 752 UK adults. *Addictive Behaviors*. 2019; 88:82-85

573. Read J, Gibson KL, Cartwright C. Are older people prescribed antidepressants on the basis of fewer symptoms of depression, and for longer periods of time? A survey of 1825 New Zealanders. *Australasian Journal on Ageing*. 2016; 35(3):193-197
574. Read J, Grigoriu M, Gee A, Diggle J, Butler H. The positive and negative experiences of 342 antidepressant users. *Community Mental Health Journal*. 2020; 56(4):744-752
575. Read J, Williams J. Adverse effects of antidepressants reported by a large international cohort: Emotional blunting, suicidality, and withdrawal effects. *Current Drug Safety*. 2018; 13(3):176-186
576. Reeve E, To J, Hendrix I, Shakib S, Roberts MS, Wiese MD. Patient barriers to and enablers of deprescribing: A systematic review. *Drugs and Aging*. 2013; 30(10):793-807
577. Reimherr FW, Amsterdam JD, Quitkin FM, Rosenbaum JF, Fava M, Zajecka J et al. Optimal length of continuation therapy in depression: a prospective assessment during long-term fluoxetine treatment. *American Journal of Psychiatry*. 1998; 155(9):1247-1253
578. Reynolds CF, 3rd, Frank E, Perel JM, Imber SD, Cornes C, Miller MD et al. Nortriptyline and interpersonal psychotherapy as maintenance therapies for recurrent major depression: a randomized controlled trial in patients older than 59 years. *JAMA*. 1999; 281(1):39-45
579. Richards JC, Ryan P, McCabe MP, Groom G, Hickie IB. Barriers to the effective management of depression in general practice. *Australian and New Zealand Journal of Psychiatry*. 2004; 38(10):795-803
580. Rickels K, Case WG, Downing RW, Winokur A. Long-term diazepam therapy and clinical outcome. *JAMA*. 1983; 250(6):767-771
581. Rickels K, DeMartinis N, Aufdembrinke B. A double-blind, placebo-controlled trial of abecarnil and diazepam in the treatment of patients with generalized anxiety disorder. *Journal of Clinical Psychopharmacology*. 2000; 20(1):12-18
582. Rickels K, Etemad B, Khalid-Khan S, Lohoff FW, Rynn MA, Gallop RJ. Time to relapse after 6 and 12 months' treatment of generalized anxiety disorder with venlafaxine extended release. *Archives of General Psychiatry*. 2010; 67(12):1274-1281
583. Rickels K, Fox IL, Greenblatt DJ, Sandler KR, Schless A. Clorazepate and lorazepam: clinical improvement and rebound anxiety. *American Journal of Psychiatry*. 1988; 145(3):312-317
584. Rickels K, Montgomery SA, Tourian KA, Guelfi JD, Pitrosky B, Padmanabhan SK et al. Desvenlafaxine for the prevention of relapse in major depressive disorder: results of a randomized trial. *Journal of Clinical Psychopharmacology*. 2010; 30(1):18-24
585. Rickels K, Schweizer E, Case WG, Greenblatt DJ. Long-term therapeutic use of benzodiazepines. I. Effects of abrupt discontinuation. *Archives of General Psychiatry*. 1990; 47(10):899-907
586. Rickels K, Schweizer E, DeMartinis N, Mandos L, Mercer C. Gepirone and diazepam in generalized anxiety disorder: a placebo-controlled trial. *Journal of Clinical Psychopharmacology*. 1997; 17(4):272-277
587. Rifkin DE, Laws MB, Rao M, Balakrishnan VS, Sarnak MJ, Wilson IB. Medication adherence behavior and priorities among older adults with CKD: A semistructured interview study. *American Journal of Kidney Diseases*. 2010; 56(3):439-446
588. Riley TB. Pharmacist utilization of opioid misuse and abuse interventions: Acceptability among pharmacists and patients in Detox. USA. Kent State University. 2018

589. Riley TB, Alemagno S. Pharmacist utilization of prescription opioid misuse interventions: Acceptability among pharmacists and patients. *Research in Social & Administrative Pharmacy*. 2019; 15(8):986-991
590. Ristanovic RK, Liang H, Hornfeldt CS, Lai C. Exacerbation of cataplexy following gradual withdrawal of antidepressants: manifestation of probable protracted rebound cataplexy. *Sleep Medicine*. 2009; 10(4):416-421
591. Robert P, Montgomery SA. Citalopram in doses of 20-60 mg is effective in depression relapse prevention: a placebo-controlled 6 month study. *International Clinical Psychopharmacology*. 1995; 10(Suppl 1):29-35
592. Robinson DS, Lerafald SC, Bennett B, Laux D, Devereaux E, Kayser A et al. Continuation and maintenance treatment of major depression with the monoamine oxidase inhibitor phenelzine: a double-blind placebo-controlled discontinuation study. *Psychopharmacology Bulletin*. 1991; 27(1):31-39
593. Robinson JP, Dansie EJ, Wilson HD, Rapp S, Turk DC. Attitudes and beliefs of working and work-disabled people with chronic pain prescribed long-term opioids. *Pain Medicine*. 2015; 16(7):1311-1324
594. Roehrs TA, Randall S, Harris E, Maan R, Roth T. Twelve months of nightly zolpidem does not lead to rebound insomnia or withdrawal symptoms: a prospective placebo-controlled study. *Journal of Psychopharmacology*. 2012; 26(8):1088-1095
595. Rollman JE, Heyward J, Olson L, Lurie P, Sharfstein J, Alexander GC. Assessment of the fda risk evaluation and mitigation strategy for transmucosal immediate-release fentanyl products. *JAMA*. 2019; 321(7):676-685
596. Roman PM, Abraham AJ, Knudsen HK. Using medication-assisted treatment for substance use disorders: evidence of barriers and facilitators of implementation. *Addictive Behaviors*. 2011; 36(6):584-589
597. Rosen K, Gutierrez A, Haller D, Potter JS. Sublingual buprenorphine for chronic pain: a survey of clinician prescribing practices. *Clinical Journal of Pain*. 2014; 30(4):295-300
598. Rosenbaum JF, Fava M, Hoog SL, Ascroft RC, Krebs WB. Selective serotonin reuptake inhibitor discontinuation syndrome: a randomized clinical trial. *Biological Psychiatry*. 1998; 44(2):77-87
599. Rosenbaum JF, Moroz G, Bowden CL. Clonazepam in the treatment of panic disorder with or without agoraphobia: a dose-response study of efficacy, safety, and discontinuance. Clonazepam Panic Disorder Dose-Response Study Group. *Journal of Clinical Psychopharmacology*. 1997; 17(5):390-400
600. Rosenberg KP, Bleiberg KL, Koscis J, Gross C. A survey of sexual side effects among severely mentally ill patients taking psychotropic medications: impact on compliance. *Journal of Sex and Marital Therapy*. 2003; 29(4):289-296
601. Rosenblat JD, Simon GE, Sachs GS, Deetz I, Doederlein A, DePeralta D et al. Factors that impact treatment decisions: Results from an online survey of individuals with bipolar and unipolar depression. *The Primary Care Companion to CNS Disorders*. 2018; 20(6):01
602. Rosenthal JZ, Boyer P, Vialet C, Hwang E, Tourian KA. Efficacy and safety of desvenlafaxine 50 mg/d for prevention of relapse in major depressive disorder: a randomized controlled trial. *Journal of Clinical Psychiatry*. 2013; 74(2):158-166

603. Roth CS, Burgess DJ. Changing residents' beliefs and concerns about treating chronic noncancer pain with opioids: Evaluation of a pilot workshop. *Pain Medicine*. 2008; 9(7):890-902
604. Roth T, Soubrane C, Titeux L, Walsh JK, on behalf of the Zoladult Study G. Efficacy and safety of zolpidem-MR: A double-blind, placebo-controlled study in adults with primary insomnia. *Sleep Medicine*. 2006; 7(5):397-406
605. Rouillon F, Berdeaux G, Bisserbe JC, Warner B, Mesbah M, Smadja C et al. Prevention of recurrent depressive episodes with milnacipran: consequences on quality of life. *Journal of Affective Disorders*. 2000; 58(3):171-180
606. Roux P, Fugon L, Michel L, Lert F, Obadia Y, Spire B et al. Determinants of benzodiazepine use in a representative population of HIV-infected individuals: the role of HIV status disclosure (ANRS-EN12-VESPA study). *AIDS Care*. 2011; 23(9):1163-1170
607. Rubio M. A phenomenological view of opioid-addicted women entering methadone treatment. *Journal for Nurse Practitioners*. 2016; 12(9):622-628
608. Runci SJ, Eppingstall BJ, O'Connor DW. A comparison of verbal communication and psychiatric medication use by Greek and Italian residents with dementia in Australian ethno-specific and mainstream aged care facilities. *International Psychogeriatrics*. 2012; 24(5):733-741
609. Russell D, Luthra M, Plastow L, Airdrie R, Marshall M. Cost-effective prescribing in general practice: Patients' attitudes to financially motivated prescribing changes. *International Journal of Pharmacy Practice*. 2000; 8(1):27-32
610. Rutkow L, Turner L, Lucas E, Hwang C, Alexander GC. Most primary care physicians are aware of prescription drug monitoring programs, but many find the data difficult to access. *Health Affairs*. 2015; 34(3):484-492
611. Ryan G, Lyon P, Kumar K, Bell J, Barnet S, Shaw T. Online CME: an effective alternative to face-to-face delivery. *Medical Teacher*. 2007; 29(8):e251-257
612. Rynn M, Russell J, Erickson J, Detke MJ, Ball S, Dinkel J et al. Efficacy and safety of duloxetine in the treatment of generalized anxiety disorder: a flexible-dose, progressive-titration, placebo-controlled trial. *Depression and Anxiety*. 2008; 25(3):182-189
613. Saad CY, Fogel J, Rubinstein S. Awareness and knowledge among internal medicine resident trainees for dose adjustment of analgesics and neuropsychotropic medications in CKD. *Southern Medical Journal*. 2018; 111(3):155-162
614. Saeed ZI, Bancos I, Donegan D. Current knowledge and practices of health care professionals on opioid-induced adrenal insufficiency. *Endocrine Practice*. 2019; 25(10):1012-1021
615. Saigal AN, Jones HM. Interdisciplinary Mitigation of Opioid Misuse in Musculoskeletal Patients. *HSS Journal*. 2019; 15(1):72-75
616. Salazar-Fraile J, Sempere-Verdu E, Mossakowski K, Page JB. "Doctor, I just can't go on": Cultural constructions of depression and the prescription of antidepressants to users who are not clinically depressed. *International Journal of Mental Health*. 2010; 39(1):29-67
617. Salimi A, Safari F, Mohajerani SA, Hashemian M, Kolahi AA, Mottaghi K. Long-term relapse of ultra-rapid opioid detoxification. *Journal of Addictive Diseases*. 2014; 33(1):33-40
618. Salinas GD, Robinson CO, Abdolrasulnia M. Primary care physician attitudes and perceptions of the impact of FDA-proposed REMS policy on prescription of extended-release and long-acting opioids. *Journal of Pain Research*. 2012; 5:363-369

619. Salinas GD, Susalka D, Burton BS, Roepke N, Evanyo K, Biondi D et al. Risk assessment and counseling behaviors of healthcare professionals managing patients with chronic pain: a national multifaceted assessment of physicians, pharmacists, and their patients. *Journal of Opioid Management*. 2012; 8(5):273-284
620. Salvato C, Aretini G, Serraglia D, Terrazzani G, Debetto P, Giusti P et al. Opioid prescription for terminally ill outpatients in a district of northern Italy: a retrospective survey. *Pharmacological Research*. 2003; 48(1):75-82
621. Salzman C, Fisher J, Nobel K, Glassman R, Wolfson A, Kelley M. Cognitive improvement following benzodiazepine discontinuation in elderly nursing home residents. *International Journal of Geriatric Psychiatry*. 1992; 7(2):89-93
622. Sambunaris A, Bose A, Gommoll CP, Chen C, Greenberg WM, Sheehan DV. A phase III, double-blind, placebo-controlled, flexible-dose study of levomilnacipran extended-release in patients with major depressive disorder. *Journal of Clinical Psychopharmacology*. 2014; 34(1):47-56
623. Samples H, Mojtabai R. Antidepressant self-discontinuation: results from the collaborative psychiatric epidemiology surveys. *Psychiatric Services*. 2015; 66(5):455-462
624. Sanchez-Ramirez DC, Polimeni C. Knowledge and implementation of current opioids guideline among healthcare providers in Manitoba. *Journal of Opioid Management*. 2019; 15(1):27-34
625. Satterwhite S, Knight KR, Miaskowski C, Chang JS, Ceasar R, Zamora K et al. Sources and impact of time pressure on opioid management in the safety-net. *Journal of the American Board of Family Medicine: JABFM*. 2019; 32(3):375-382
626. Saxe PA, Arnold LM, Palmer RH, Gendreau RM, Chen W. Short-term (2-week) effects of discontinuing milnacipran in patients with fibromyalgia. *Current Medical Research and Opinion*. 2012; 28(5):815-821
627. Schadeck B, Chelly M, Amsellem D, Cohen A, Peraudeau P, Scheck F. Comparative efficacy of doxylamine (15 mg) and zolpidem (10 mg) for the treatment of common insomnia. A placebo-controlled study. *Semaine des Hôpitaux*. 1996; 72(13-14):428-439
628. Schagen van Leeuwen JH, Lange RR, Jonasson AF, Chen WJ, Viktrup L. Efficacy and safety of duloxetine in elderly women with stress urinary incontinence or stress-predominant mixed urinary incontinence. *Maturitas*. 2008; 60(2):138-147
629. Schieffer BM, Pham Q, Labus J, Baria A, Van Vort W, Davis P et al. Pain medication beliefs and medication misuse in chronic pain. *Journal of Pain*. 2005; 6(9):620-629
630. Schmalstieg-Bahr K, Muller CA, Hummers E. General practitioners' concepts on issuing out-of-pocket prescriptions for hypnotics and sedatives in Germany. *Family Practice*. 2019; 36(6):785-790
631. Schmidt NB, Wollaway-Bickel K, Trakowski JH, Santiago HT, Vasey M. Antidepressant discontinuation in the context of cognitive behavioral treatment for panic disorder. *Behaviour Research and Therapy*. 2002; 40(1):67-73
632. Schofield P, Crosland A, Waheed W, Waquas A, Aseem S, Gask L et al. Patients' views of antidepressants: from first experiences to becoming expert. *British Journal of General Practice*. 2011; 61(585):142-148
633. Scott LJ, Kesten JM, Bache K, Hickman M, Campbell R, Pickering AE et al. Evaluation of a primary care-based opioid and pain review service: a mixed-methods evaluation in two GP practices in England. *British Journal of General Practice*. 2020; 70(691):e111-e119

634. Seamark D, Seamark C, Greaves C, Blake S. GPs prescribing of strong opioid drugs for patients with chronic non-cancer pain: a qualitative study. *British Journal of General Practice*. 2013; 63(617):e821-828
635. Segal ZV, Bieling P, Young T, MacQueen G, Cooke R, Martin L et al. Antidepressant monotherapy vs sequential pharmacotherapy and mindfulness-based cognitive therapy, or placebo, for relapse prophylaxis in recurrent depression. *Archives of General Psychiatry*. 2010; 67(12):1256-1264
636. Shader RI, Binstock WA, Scott D. Subjective determinants of drug prescription: A study of therapists' attitudes. *Hospital and Community Psychiatry*. 1968; 19(12):384-387
637. Shaw SH, Curson H, Coquelin JP. A double-blind, comparative study of zolpidem and placebo in the treatment of insomnia in elderly psychiatric in-patients. *Journal of International Medical Research*. 1992; 20(2):150-161
638. Simmonds MJ, Finley EP, Vale S, Pugh MJ, Turner BJ. A qualitative study of veterans on long-term opioid analgesics: barriers and facilitators to multimodality pain management. *Pain Medicine*. 2015; 16(4):726-732
639. Sindrup SH, Gram LF, Brosen K, Eshoj O, Mogensen EF. The selective serotonin reuptake inhibitor paroxetine is effective in the treatment of diabetic neuropathy symptoms. *Pain*. 1990; 42(2):135-144
640. Sirdifield C, Anthierens S, Creupelandt H, Chipchase SY, Christiaens T, Siriwardena AN. General practitioners' experiences and perceptions of benzodiazepine prescribing: systematic review and meta-synthesis. *BMC Family Practice*. 2013; 14:191
641. Sirdifield C, Chipchase SY, Owen S, Siriwardena AN. A systematic review and meta-synthesis of patients' experiences and perceptions of seeking and using benzodiazepines and z-drugs: Towards safer prescribing. *The Patient: Patient-Centered Outcomes Research*. 2017; 10(1):1-15
642. Sirey JA, Bruce ML, Alexopoulos GS, Perlick DA, Friedman SJ, Meyers BS. Stigma as a barrier to recovery: Perceived stigma and patient-rated severity of illness as predictors of antidepressant drug adherence. *Psychiatric Services*. 2001; 52(12):1615-1620
643. Sirey JA, Meyers BS, Bruce ML, Alexopoulos GS, Perlick DA, Raue P. Predictors of antidepressant prescription and early use among depressed outpatients. *American Journal of Psychiatry*. 1999; 156(5):690-696
644. Slat S, Yaganti A, Thomas J, Helminski D, Heisler M, Bohnert A et al. Opioid policy and chronic pain treatment access experiences: a multi-stakeholder qualitative analysis and conceptual model. *Journal of Pain Research*. 2021; 14:1161-1169
645. Slevin KA, Ashburn MA. Primary care physician opinion survey on FDA opioid risk evaluation and mitigation strategies. *Journal of Opioid Management*. 2011; 7(2):109-115
646. Slingsby BT, Plotnikoff GA, Mizuno T, Akabayashi A. Physician strategies for addressing patient adherence to prescribed psychotropic medications in Japan: a qualitative study. *Journal of Clinical Pharmacy and Therapeutics*. 2007; 32(3):241-245
647. Stein DJ, Ahokas A, Albarran C, Olivier V, Allgulander C. Agomelatine prevents relapse in generalized anxiety disorder: a 6-month randomized, double-blind, placebo-controlled discontinuation study. *Journal of Clinical Psychiatry*. 2012; 73(7):1002-1008
648. Stein DJ, Ahokas AA, de Bodinat C. Efficacy of agomelatine in generalized anxiety disorder: a randomized, double-blind, placebo-controlled study. *Journal of Clinical Psychopharmacology*. 2008; 28(5):561-566

649. Stein MB, Chartier MJ, Hazen AL, Kroft CD, Chale RA, Cote D et al. Paroxetine in the treatment of generalized social phobia: open-label treatment and double-blind placebo-controlled discontinuation. *Journal of Clinical Psychopharmacology*. 1996; 16(3):218-222
650. Stein MK, Rickels K, Weise CC. Maintenance therapy with amitriptyline: a controlled trial. *American Journal of Psychiatry*. 1980; 137(3):370-371
651. Stip E, Furlan M, Lussier I, Bourgouin P, Elie R. Double-blind, placebo-controlled study comparing effects of zopiclone and temazepam on cognitive functioning of insomniacs. *Human Psychopharmacology*. 1999; 14(4):253-261
652. Stocchi F, Nordera G, Jokinen RH, Lepola UM, Hewett K, Bryson H et al. Efficacy and tolerability of paroxetine for the long-term treatment of generalized anxiety disorder. *Journal of Clinical Psychiatry*. 2003; 64(3):250-258
653. Stockmann T, Odegbaro D, Timimi S, Moncrieff J. SSRI and SNRI withdrawal symptoms reported on an internet forum. *International Journal of Risk & Safety in Medicine*. 2018; 29(3-4):175-180
654. Stumbo SP, Yarborough BJ, Janoff SL, Yarborough MT, McCarty D, Green CA. A qualitative analysis of family involvement in prescribed opioid medication monitoring among individuals who have experienced opioid overdoses. *Substance Abuse*. 2016; 37(1):96-103
655. Subelj M, Vidmar G, Svab V. Prescription of benzodiazepines in Slovenian family medicine: a qualitative study. *Wien Klin Wochenschr*. 2010; 122(15-16):474-478
656. Sunder KR, Wisner KL, Hanusa BH, Perel JM. Postpartum depression recurrence versus discontinuation syndrome: observations from a randomized controlled trial. *Journal of Clinical Psychiatry*. 2004; 65(9):1266-1268
657. Takaesu Y, Komada Y, Asaoka S, Kagimura T, Inoue Y. Factors associated with long-term use of hypnotics among patients with chronic insomnia. *PLoS One*. 2014; 9(11):e113753
658. Tan TK, Brown I, Seow CS, Lang I, Patrick JA. Pre-registration house officers: What do they know about pain management? *Acute Pain*. 1999; 2(3):115-124
659. Tanguay Bernard MM, Luc M, Carrier JD, Fournier L, Duhoux A, Cote E et al. Patterns of benzodiazepines use in primary care adults with anxiety disorders. *Heliyon*. 2018; 4(7):e00688
660. Tannoury C, Kleweno C, Kamath AF, Gary J. Comparison of opioid use and prescribing patterns in orthopedic surgery in Japan and the United States: A JOA-AOA Traveling Fellowship Investigation. *Journal of Orthopaedic Science*. 2020; 25(3):520-524
661. Taverner D, Dodding CJ, White JM. Comparison of methods for teaching clinical skills in assessing and managing drug-seeking patients. *Medical Education*. 2000; 34(4):285-291
662. Taylor DMD, Walsham N, Taylor SE, Wong L. Potential interactions between prescription drugs and complementary and alternative medicines among patients in the emergency department. *Pharmacotherapy*. 2006; 26(5 I):634-640
663. Taylor V, Middleton-Green L, Carding S, Perkins P. Hospice nurses' views on single nurse administration of controlled drugs. *International Journal of Palliative Nursing*. 2015; 21(7):319-327
664. Teal J. Nothing personal: An empirical phenomenological study of the experience of "being-on-an-SSRI.". *Journal of Phenomenological Psychology*. 2009; 40(1):19-50

665. Tepper SJ. Opioids. Headache: The Journal of Head & Face Pain. 2004; 44(10):1061-1063
666. Terra JL, Montgomery SA. Fluvoxamine prevents recurrence of depression: results of a long-term, double-blind, placebo-controlled study. *International Clinical Psychopharmacology*. 1998; 13(2):55-62
667. Thakur T, Chewning B. Using role theory to explore pharmacist role conflict in opioid risks communication. *Research in Social & Administrative Pharmacy*. 2020; 16(8):1121-1126
668. Tofighi B, Williams AR, Chami C, Suhail-Sindhu S, Dickson V, Lee JD. Patient barriers and facilitators to medications for opioid use disorder in primary care. *Substance Use and Misuse*. 2019:1-11
669. Tong ST, Hochheimer CJ, Brooks EM, Sabo RT, Jiang V, Day T et al. Chronic opioid prescribing in primary care: Factors and perspectives. *Annals of Family Medicine*. 2019; 17(3):200-206
670. Torabi R, Bourn L, Munding GS, Saeg F, Patterson C, Gimenez A et al. American society of plastic surgeons member post-operative opioid prescribing patterns. *Plastic and Reconstructive Surgery - Global Open*. 2019; 7(3):e2125
671. Tordoff J, Simonsen K, Thomson WM, Norris PT. "It's just routine." A qualitative study of medicine-taking amongst older people in New Zealand. *Pharmacy World and Science*. 2010; 32(2):154-161
672. Tormohlen KN, Tobin KE, Davey-Rothwell MA, Latkin C. Low overdose responding self-efficacy among adults who report lifetime opioid use. *Drug and Alcohol Dependence*. 2019; 201:142
673. Torrens I, Ortuno M, Guerra JI, Esteva M, Lorente P. Attitudes to insomnia by primary care physicians of Majorca (Spain). *Atencion Primaria*. 2016; 48(6):374-382
674. Tourian KA, Padmanabhan SK, Groark J, Brisard C, Farrington D. Desvenlafaxine 50 and 100 mg/d in the treatment of major depressive disorder: an 8-week, phase III, multicenter, randomized, double-blind, placebo-controlled, parallel-group trial and a post hoc pooled analysis of three studies. *Clinical Therapeutics*. 2009; 31(Pt 1):1405-1423
675. Townsend A, Hunt K, Wyke S. Managing multiple morbidity in mid-life: A qualitative study of attitudes to drug use. *British Medical Journal*. 2003; 327(7419):837-840
676. Towsley SK. Clinicians' attitudes toward harm reduction to treat substance use disorders. Massachusetts, USA. *Massachusetts School of Professional Psychology*. 2013
677. Toye F, Seers K, Tierney S, Barker KL. A qualitative evidence synthesis to explore healthcare professionals' experience of prescribing opioids to adults with chronic non-malignant pain. *BMC Family Practice*. 2017; 18(1):94
678. Trafton JA, Cucciare MA, Lewis E, Oser M. Somatization is associated with non-adherence to opioid prescriptions. *Journal of Pain*. 2011; 12(5):573-580
679. Tran BX, Nguyen LH, Phan HT, Latkin CA. Patient satisfaction with methadone maintenance treatment in vietnam: A comparison of different integrative-service delivery models. *PloS One*. 2015; 10(11):e0142644
680. Troberg K, Hakansson A, Dahlman D. Self-rated physical health and unmet healthcare needs among swedish patients in opioid substitution treatment. *Journal of Addiction Print*. 2019; 2019:7942145

681. Trujols J, Gonzalez-Saiz F, Manresa MJ, Alcaraz S, Batlle F, Duran-Sindreu S et al. Patient perception of methadone dose adequacy in methadone maintenance treatment: The role of perceived participation in dosage decisions. *Patient Education and Counseling*. 2017; 100(5):981-986
682. Tuminello S, Alpert N, Flores R, Taioli E. Physician prescribing practices and opioid misuse in the USA. *The Lancet Psychiatry*. 2019; 6(3):e7
683. Turk DC. Clinicians' attitudes about prolonged use of opioids and the issue of patient heterogeneity. *Journal of Pain and Symptom Management*. 1996; 11(4):218-230
684. Turk DC, Brody MC, Okifuji EA. Physicians' attitudes and practices regarding the long-term prescribing of opioids for non-cancer pain. *Pain*. 1994; 59(2):201-208
685. Turk DC, Brody MC, Okifuji EA, Long DM. Physicians' attitudes and practices regarding the long-term prescribing of opioids for non-cancer pain. *Neurosurgery Quarterly*. 1995; 5(2):142-145
686. Turk DC, Okifuji A. What factors affect physicians' decisions to prescribe opioids for chronic noncancer pain patients? *Clinical Journal of Pain*. 1997; 13(4):330-336
687. Turner BJ, Laine C, Lin YT, Lynch K. Barriers and facilitators to primary care or human immunodeficiency virus clinics providing methadone or buprenorphine for the management of opioid dependence. *Archives of Internal Medicine*. 2005; 165(15):1769-1776
688. Turner KM, Sharp D, Folkes L, Chew-Graham C. Women's views and experiences of antidepressants as a treatment for postnatal depression: a qualitative study. *Family Practice*. 2008; 25(6):450-455
689. Tylee A. The patient's perspective on antidepressant therapy: Patient preferences from the DEPRES II Survey and the Patient Preference Study. *Primary Care Psychiatry*. 1999; 5(Suppl 1):S25-S27
690. Tyrer P, Owen R, Dawling S. Gradual withdrawal of diazepam after long-term therapy. *Lancet*. 1983; 1(8339):1402-1406
691. Uebelacker LA, Marootian BA, Tigue P, Haggarty R, Primack JM, Miller IW. Telephone depression care management for Latino Medicaid health plan members: a pilot randomized controlled trial. *Journal of Nervous and Mental Disease*. 2011; 199(9):678-683
692. Ueberall MA, Eberhardt A, Mueller-Schwefe GH. Physicians experience with and expectations of the safety and tolerability of who-step iii opioids for chronic (low) back pain: Post hoc analysis of data from a german cross-sectional physician survey. *Pain Research and Treatment*. 2015; 2015:745048
693. Ulfvarson J, Adami J, Wredling R, Kjellman B, Reilly M, von Bahr C. Controlled withdrawal of selective serotonin reuptake inhibitor drugs in elderly patients in nursing homes with no indication of depression. *European Journal of Clinical Pharmacology*. 2003; 59(10):735-740
694. Ulmer A, Klein M, Meinhold C. How to improve a poorly running agonist opioid treatment (AOT). Part 4: Dosage splitting. *Heroin Addiction and Related Clinical Problems*. 2017; 19(6):57-64
695. Uosukainen H, Bell JS, Laitinen K, Tacke U, Ilomaki J, Turunen JH. First insights into community pharmacy based buprenorphine-naloxone dispensing in Finland. *International Journal of Drug Policy*. 2013; 24(5):492-497

696. Upshur CC, Luckmann RS, Savageau JA. Primary care provider concerns about management of chronic pain in community clinic populations. *Journal of General Internal Medicine*. 2006; 21(6):652-655
697. Urru SA, Pasina L, Minghetti P, Giua C. Role of community pharmacists in the detection of potentially inappropriate benzodiazepines prescriptions for insomnia. *International Journal of Clinical Pharmacy*. 2015; 37(6):1004-1008
698. Vader JP, Hammig R, Besson J, Eastus C, Eggenberger C, Burnand B. Appropriateness of methadone maintenance treatment for opiate addiction: evaluation by an expert panel. *Sozial- und Präventivmedizin*. 2003; 48(Suppl 1):S1-14
699. Vallerand A, Nowak L. Chronic opioid therapy for nonmalignant pain: The patient's perspective. Part I-life before and after opioid therapy. *Pain Management Nursing*. 2009; 10(3):165-172
700. Vallerand A, Nowak L. Chronic opioid therapy for nonmalignant pain: The patient's perspective. Part II-barriers to chronic opioid therapy. *Pain Management Nursing*. 2010; 11(2):126-131
701. van Eijk ME, Belitser SV, Porsius AJ, de Boer A. Evaluation of patient outcomes in an area where prescribing of anticholinergic antidepressants was influenced by academic detailing. *Pharmacy World and Science*. 2002; 24(4):144-148
702. van Geffen EC, Hugtenburg JG, Heerdink ER, van Hulten RP, Egberts AC. Discontinuation symptoms in users of selective serotonin reuptake inhibitors in clinical practice: tapering versus abrupt discontinuation. *European Journal of Clinical Pharmacology*. 2005; 61(4):303-307
703. Van Hout MC, Crowley D, McBride A, Delargy I. Optimising treatment in opioid dependency in primary care: results from a national key stakeholder and expert focus group in Ireland. *BMC Family Practice*. 2018; 19(1):103
704. Van Hout MC, Horan A, Santlal K, Rich E, Bergin M. 'Codeine is my companion': Misuse and dependence on codeine containing medicines in Ireland. *Irish Journal of Psychological Medicine*. 2018; 35(4):275-288
705. Van Hout MC, Rich E, Dada S, Bergin M. "Codeine Is My Helper": Misuse of and Dependence on Codeine-Containing Medicines in South Africa. *Qualitative Health Research*. 2017; 27(3):341-350
706. Van LE, van DM, Horowitz M, Kendrick T, Donald M, De SA et al. Approaches for discontinuation versus continuation of long-term antidepressant use for depressive and anxiety disorders in adults. *Cochrane Database of Systematic Reviews* 2021, Issue 4. Art. No.: CD013495. DOI: 10.1002/14651858.CD013495.pub2.
707. Vandel P, Sechter D, Weiller E, Pezous N, Cabanac F, Tournoux A et al. Post-treatment emergent adverse events in depressed patients following treatment with milnacipran and paroxetine. *Human Psychopharmacology*. 2004; 19(8):585-586
708. Vanderplasschen W, Naert J, Laenen FV, De Maeyer J. Treatment satisfaction and quality of support in outpatient substitution treatment: Opiate users' experiences and perspectives. *Drugs: Education, Prevention & Policy*. 2015; 22(3):272-280
709. Vargas SM, Cabassa LJ, Nicasio A, De La Cruz AA, Jackson E, Rosario M et al. Toward a cultural adaptation of pharmacotherapy: Latino views of depression and antidepressant therapy. *Transcultural Psychiatry*. 2015; 52(2):244-273
710. Varley A. Assessing barriers and facilitators to appropriate care for chronic pain and prescription opioid abuse. Birmingham, USA. The University of Alabama. 2019

711. Verbeek-Heida PM, Mathot EF. Better safe than sorry -- why patients prefer to stop using selective serotonin reuptake inhibitor (ssri) antidepressants but are afraid to do so: Results of a qualitative study. *Chronic Illness*. 2006; 2(2):133-142
712. Verdoux H, Cortaredona S, Dumesnil H, Sebbah R, Verger P. Psychotherapy for depression in primary care: a panel survey of general practitioners' opinion and prescribing practice. *Social Psychiatry and Psychiatric Epidemiology*. 2014; 49(1):59-68
713. Versiani M, Mehilane L, Gaszner P, Arnaud-Castiglioni R. Reboxetine, a unique selective NRI, prevents relapse and recurrence in long-term treatment of major depressive disorder. *Journal of Clinical Psychiatry*. 1999; 60(6):400-406
714. Vignau J, Duhamel A, Catteau J, Legal G, Pho AH, Grailles I et al. Practice-based buprenorphine maintenance treatment (BMT): how do French healthcare providers manage the opiate-addicted patients? *Journal of Substance Abuse Treatment*. 2001; 21(3):135-144
715. Vijayaraghavan M, Penko J, Guzman D, Miaskowski C, Kushel MB. Primary care providers' views on chronic pain management among high-risk patients in safety net settings. *Pain Medicine*. 2012; 13(9):1141-1148
716. Vilhelmsson A, Svensson T, Meeuwisse A, Carlsten A. Experiences from consumer reports on psychiatric adverse drug reactions with antidepressant medication: a qualitative study of reports to a consumer association. *BMC Pharmacology & Toxicology*. 2012; 13:19
717. Vilhelmsson A, Svensson T, Meeuwisse A, Carlsten A. What can we learn from consumer reports on psychiatric adverse drug reactions with antidepressant medication? Experiences from reports to a consumer association. *BMC Clinical Pharmacology*. 2011; 11:16
718. Vöhringer PA, Ostacher MJ, El-Mallakh RS, Holtzman NS, Thommi SB, Whitham EA et al. Antidepressants in type II versus type I bipolar depression: A randomized discontinuation trial. *Journal of Clinical Psychopharmacology*. 2015; 35(5):605-608
719. Von Korff M, Galer BS, Stang P. Chronic use of symptomatic headache medications. *Pain*. 1995; 62(2):179-186
720. Von Korff M, Turner JA, Shortreed SM, Saunders K, Rosenberg D, Thielke S et al. Timeliness of care planning upon initiation of chronic opioid therapy for chronic pain. *Pain Medicine (United States)*. 2016; 17(3):511-520
721. Voon P, Greer AM, Amlani A, Newman C, Burmeister C, Buxton JA. Pain as a risk factor for substance use: a qualitative study of people who use drugs in British Columbia, Canada. *Harm Reduction Journal*. 2018; 15(1):35
722. Voyer P, McCubbin M, Cohen D, Lauzon S, Collin J, Boivin C. Unconventional indicators of drug dependence among elderly long-term users of benzodiazepines. *Issues in Mental Health Nursing*. 2004; 25(6):603-628
723. Voyer P, Preville M. Insomnia and benzodiazepine dependency among older adults. *Geriatrics and Aging*. 2007; 10(6):369-375
724. Waddington F, Naunton M, Kyle G, Cooper G. Nutritional intake of opioid replacement therapy patients in community pharmacies: A pilot study. *Nutrition & Dietetics*. 2015; 72(3):276-283
725. Wagner KD, Bovet LJ, Haynes B, Joshua A, Davidson PJ. Training law enforcement to respond to opioid overdose with naloxone: Impact on knowledge, attitudes, and interactions with community members. *Drug and Alcohol Dependence*. 2016; 165:22-28

726. Wagner KD, Davidson PJ, Iverson E, Washburn R, Burke E, Kral AH et al. "I felt like a superhero": the experience of responding to drug overdose among individuals trained in overdose prevention. *International Journal of Drug Policy*. 2014; 25(1):157-165
727. Wallace LS, Wexler RK, McDougale L, Miser WF, Haddox JD. Voices that may not otherwise be heard: a qualitative exploration into the perspectives of primary care patients living with chronic pain. *Journal of Pain Research*. 2014; 7:291-299
728. Walsh JK, Schweitzer PK, Parwatikar S. Effects of lorazepam and its withdrawal on sleep, performance, and subjective state. *Clinical Pharmacology and Therapeutics*. 1983; 34(4):496-500
729. Walter AW, Morocho C, King L, Bartlett J, Kelsey D, DeSousa M et al. Preventing opioid use disorders among fishing industry workers. *International Journal of Environmental Research & Public Health [Electronic Resource]*. 2018; 15(4):31
730. Wardle J, Hayward P, Higgitt A, Stabl M, Blizard R, Gray J. Effects of concurrent diazepam treatment on the outcome of exposure therapy in agoraphobia. *Behaviour Research and Therapy*. 1994; 32(2):203-215
731. Ware JC, Walsh JK, Scharf MB, Roehrs T, Roth T, Vogel GW. Minimal rebound insomnia after treatment with 10-mg zolpidem. *Clinical Neuropharmacology*. 1997; 20(2):116-125
732. Webster F, Rice K, Katz J, Bhattacharyya O, Dale C, Upshur R. An ethnography of chronic pain management in primary care: The social organization of physicians' work in the midst of the opioid crisis. *PloS One*. 2019; 14(5):e0215148
733. Weiss RD, Potter JS, Fiellin DA, Byrne M, Connery HS, Dickinson W et al. Adjunctive counseling during brief and extended buprenorphine-naloxone treatment for prescription opioid dependence: a 2-phase randomized controlled trial. *Archives of General Psychiatry*. 2011; 68(12):1238-1246
734. Wells JSG, Bergin M, Van Hout MC, Mc Guinness P, De Pleissis J, Rich E et al. Purchasing over the counter (OTC) medicinal products containing codeine - easy access, advertising, misuse and perceptions of medicinal risk. *Journal of Pharmacy and Pharmaceutical Sciences*. 2019; 21(1):286-295
735. Wells N, Murphy B, Douglas S, Yelton N. Establishing the safety and efficacy of an opioid titration protocol. *Journal of Opioid Management*. 2005; 1(1):41-48
736. Wentink C, Huijbers MJ, Lucassen PL, van der Gouw A, Kramers C, Spijker J et al. Enhancing shared decision making about discontinuation of antidepressant medication: a concept-mapping study in primary and secondary mental health care. *British Journal of General Practice*. 2019; 69 (688):e777-e785
737. Wergeland Sorbye L, Steindal SA, Kalfoss MH, Vibe OE. Opioids, pain management, and palliative care in a norwegian nursing home from 2013 to 2018. *Health Services Insights*. 2019; DOI: 10.1177/1178632919834318
738. Wettermark B, Pehrsson A, Jinnerot D, Bergman U. Drug utilisation 90% profiles - A useful tool for quality assessment of prescribing in primary health care in Stockholm. *Pharmacoepidemiology and Drug Safety*. 2003; 12(6):499-510
739. Wettermark B, Pehrsson A, Juhasz-Haverinen M, Veg A, Edlert M, Tornwall-Bergendahl G et al. Financial incentives linked to self-assessment of prescribing patterns: A new approach for quality improvement of drug prescribing in primary care. *Quality in Primary Care*. 2009; 17(3):179-189

740. Wheatley D. Hair loss with antidepressants. *Human Psychopharmacology: Clinical and Experimental*. 1993; 8(6):439-441
741. White N, Flaherty I, Higgs P, Larance B, Nielsen S, Degenhardt L et al. Injecting buprenorphine-naloxone film: Findings from an explorative qualitative study. *Drug & Alcohol Review*. 2015; 34(6):623-629
742. Whiteside LK, Goldstick J, Dora-Laskey A, Thomas L, Walton M, Cunningham R et al. Patient preference for pain medication in the emergency department is associated with non-fatal overdose history. *The Western Journal of Emergency Medicine*. 2018; 19(4):722-730
743. Wilder CM, Miller SC, Tiffany E, Winhusen T, Winstanley EL, Stein MD. Risk factors for opioid overdose and awareness of overdose risk among veterans prescribed chronic opioids for addiction or pain. *Journal of Addictive Diseases*. 2016; 35(1):42-51
744. Wiles N, Taylor A, Turner N, Barnes M, Campbell J, Lewis G et al. Management of treatment-resistant depression in primary care: a mixed-methods study. *British Journal of General Practice*. 2018; 68(675):e673-e681
745. Wilkinson P, Behrman S. Pharmacological management of anxiety and depression in older people. *Mental health and older people: A guide for primary care practitioners*. Cham, Switzerland: Springer International Publishing; Switzerland. 2016. p. 93-113.
746. Willcox SM, Himmelstein DU, Woolhandler S. Inappropriate drug prescribing for the community-dwelling elderly. *JAMA*. 1994; 272(4):292-296
747. Williams JW, Jr., Rost K, Dietrich AJ, Ciotti MC, Zyzanski SJ, Cornell J. Primary care physicians' approach to depressive disorders. Effects of physician specialty and practice structure. *Archives of Family Medicine*. 1999; 8(1):58-67
748. Williams KS, Magalotti S, Schrouder K, Knox M, Feldman L, Ujwal D et al. Prescription drug monitoring programs: Relationships among program awareness, use, and state mandates. *Journal of Pain & Palliative Care Pharmacotherapy*. 2018; 32(2-3):129-133
749. Wilson AJ, Spark MJ. Understanding management of poorly controlled pain in community-dwelling analgesic users: a qualitative study. *International Journal of Clinical Pharmacy*. 2020; 43(4):928-937
750. Wilson JD, Berk J, Adger H, Feldman L. Identifying missed clinical opportunities in delivery of overdose prevention and naloxone prescription to adolescents using opioids. *Journal of Adolescent Health*. 2018; 63(2):245-248
751. Wilson JG, Bass A, Pixton GC, Wolfram G, Rauck RL. Safety and tolerability of ALO-02 (oxycodone hydrochloride and sequestered naltrexone hydrochloride) extended-release capsules in older patients: a pooled analysis of two clinical trials. *Current Medical Research and Opinion*. 2020; 36(1):91-99
752. Wilson M, Roll JM, Corbett C, Barbosa-Leiker C. Empowering patients with persistent pain using an internet-based self-management program. *Pain Management Nursing*. 2015; 16(4):503-514
753. Winstock AR, Lintzeris N, Lea T. Why do patients report transferring between methadone and buprenorphine? *Drug & Alcohol Review*. 2009; 28(6):686-687
754. Wolf MS, Curtis LM, Waite K, Bailey SC, Hedlund LA, Davis TC et al. Helping patients simplify and safely use complex prescription regimens. *Archives of Internal Medicine*. 2011; 171(4):300-305

755. Wolfe BE, Talley SL, Smith AT. Psychopharmacologic first-line strategies in the treatment of major depression and psychosis: A survey of advanced practice nurses. *Journal of the American Psychiatric Nurses Association*. 2008; 14(2):144-151
756. Wood P, Opie C, Tucci J, Franklin R, Anderson K. "A lot of people call it liquid handcuffs"-barriers and enablers to opioid replacement therapy in a rural area. *Journal of Substance Use*. 2019; 24(2):150-155
757. Wyse JJ, Ganzini L, Dobscha SK, Krebs EE, Morasco BJ. Setting expectations, following orders, safety, and standardization: Clinicians' strategies to guide difficult conversations about opioid prescribing. *Journal of General Internal Medicine*. 2019; 34(7):1200-1206
758. Wyse JJ, Ganzini L, Dobscha SK, Krebs EE, Zamudio J, Morasco BJ. Clinical strategies for the treatment and management of patients prescribed long-term opioid therapy. *Pain Medicine*. 2019; 20(9):1737-1744
759. Yadav R, Taylor D, Taylor G, Scott J. Community pharmacists' role in preventing opioid substitution therapy-related deaths: a qualitative investigation into current UK practice. *International Journal of Clinical Pharmacy*. 2019; 41(2):470-477
760. Yarborough BJ, Stumbo SP, McCarty D, Mertens J, Weisner C, Green CA. Methadone, buprenorphine and preferences for opioid agonist treatment: A qualitative analysis. *Drug and Alcohol Dependence*. 2016; 160:112-118
761. Yedinak JL, Kinnard EN, Hadland SE, Green TC, Clark MA, Marshall BD. Social context and perspectives of non-medical prescription opioid use among young adults in Rhode Island: A qualitative study. *The American Journal on Addictions*. 2016; 25(8):659-665
762. Yeo GT, de Burgh SP, Letton T, Shaw J, Donnelly N, Swinburn ME et al. Educational visiting and hypnotic prescribing in general practice. *Family Practice*. 1994; 11(1):57-61
763. Yildirim A, Guclu Gonullu O, Eradamlar N, Erkiran M. Factors affecting prescription of antidepressant medications by family physicians in Istanbul province. *Dusunen Adam: Journal of Psychiatry & Neurological Sciences*. 2014; 27(3):242-249
764. Yonkers KA, Kornstein SG, Gueorguieva R, Merry B, Van Steenburgh K, Altemus M. Symptom-onset dosing of sertraline for the treatment of premenstrual dysphoric disorder: A randomized clinical trial. *JAMA Psychiatry*. 2015; 72(10):1037-1044
765. Yorkgitis BK, Paffett C, Brat GA, Crandall M. Effect of surgery-specific opioid-prescribing education in a safety-net hospital. *Journal of Surgical Research*. 2019; 243:71-74
766. Yoshida N, Yamada A, Mimura Y, Kawakami J, Adachi I. Trends in new drug interactions for pharmaceutical products in Japan. *Pharmacoepidemiology and Drug Safety*. 2006; 15(6):421-427
767. Young A, Alfred KC, Davignon PP, Hughes LM, Robin LA, Chaudhry HJ. Physician survey examining the impact of an educational tool for responsible opioid prescribing. *Journal of Opioid Management*. 2012; 8(2):81-87
768. Young AH, Currie A. Physicians' knowledge of antidepressant withdrawal effects: a survey. *Journal of Clinical Psychiatry*. 1997; 58 (Suppl 7):28-30
769. Young EA, Kornstein SG, Marcus SM, Harvey AT, Warden D, Wisniewski SR et al. Sex differences in response to citalopram: a STAR D report. *Journal of Psychiatric Research*. 2009; 43(5):503-511

770. Young HN, Paterniti DA, Bell RA, Kravitz RL. Do prescription drug advertisements educate the public? The consumer answers. *Drug Information Journal*. 2005; 39(1):25-33
771. Young HW, 2nd, Tyndall JA, Cottler LB. The current utilization and perceptions of prescription drug monitoring programs among emergency medicine providers in Florida. *International Journal of Emergency Medicine*. 2017; 10(1):16
772. Young J, Amatya B, Galea MP, Khan F. Chronic pain in multiple sclerosis: A 10-year longitudinal study. *Scandinavian Journal of Pain*. 2017; 16:198-203
773. Young SD, Koussa M, Lee SJ, Perez H, Gill N, Gelberg L et al. Feasibility of a social media/online community support group intervention among chronic pain patients on opioid therapy. *Journal of Addictive Diseases*. 2018; 37(1-2):96-101
774. Young SD, Oppenheimer DM. Different methods of presenting risk information and their influence on medication compliance intentions: Results of three studies. *Clinical Therapeutics*. 2006; 28(1):129-139
775. Yovell Y, Bar G, Mashiah M, Baruch Y, Briskman I, Asherov J et al. Ultra-low-dose buprenorphine as a time-limited treatment for severe suicidal ideation: A randomized controlled trial. *American Journal of Psychiatry*. 2016; 173(5):491-498
776. Yuanhong Lai A, Smith KC, Vernick JS, Davis CS, Caleb Alexander G, Rutkow L. Perceived unintended consequences of prescription drug monitoring programs. *Substance Use and Misuse*. 2019; 54(2):345-349
777. Zajecka J, Fawcett J, Amsterdam J, Quitkin F, Reimherr F, Rosenbaum J et al. Safety of abrupt discontinuation of fluoxetine: a randomized, placebo-controlled study. *Journal of Clinical Psychopharmacology*. 1998; 18(3):193-197
778. Zerzan J, Lee CA, Haverhals LM, Nowels CT. Exploring physician decisions about end-of-life opiate prescribing: A qualitative study. *Journal of Palliative Medicine*. 2011; 14(5):567-572
779. Zgierska A, Miller M, Rabago D. Patient satisfaction, prescription drug abuse, and potential unintended consequences. *JAMA: Journal of the American Medical Association*. 2012; 307(13):1377-1378
780. Zgierska A, Rabago D, Miller MM. Impact of patient satisfaction ratings on physicians and clinical care. *Patient preference & adherence*. 2014; 8:437-446
781. Zhang G, Yang Y, Ye R, Zhang D, Shan D, Hu Y et al. Effect of community-based extension clinics of methadone maintenance therapy for opiate-dependent clients: A prospective cohort study in Dehong Prefecture, Yunnan Province of China. *Medicine*. 2018; 97(47):e13323
782. Zhou K, Li H, Wei X, Li X, Zhuang G. Relationships between perceived social support and retention among patients in methadone maintenance treatment in mainland China. *Psychology Health & Medicine*. 2017; 22(4):493-500
783. Zitman FG, Couvee JE. Chronic benzodiazepine use in general practice patients with depression: an evaluation of controlled treatment and taper-off: report on behalf of the Dutch Chronic Benzodiazepine Working Group. *British Journal of Psychiatry*. 2001; 178:317-324

Appendices

Appendix A Review protocols

A.1 Review protocol for Withdrawal Symptoms

Field	Content
PROSPERO registration number	CRD42020214163
Review title	Withdrawal symptoms associated with prescribed medicines
Review question	What are the withdrawal symptoms associated with prescribed medicines?
Objective	<p>To identify the symptoms associated with withdrawal of these prescribed medicines (opioids, benzodiazepines, Z-drugs, gabapentinoids, or antidepressants).</p> <p>Intervention: To identify any comparative studies looking at withdrawal of one of the prescribed medicines listed vs no withdrawal, OR withdrawal from one of the prescribed medicines vs withdrawal from placebo, and reporting the withdrawal effects.</p> <p>Qualitative: To identify perceptions of patients of the withdrawal symptoms associated with these prescribed medicines.</p>
Searches	<p>The following databases (from inception) will be searched:</p> <ul style="list-style-type: none"> • Cochrane Central Register of Controlled Trials (CENTRAL) • Cochrane Database of Systematic Reviews (CDSR) • Embase • MEDLINE • Epistemonikos • Health and Evidence

	<ul style="list-style-type: none"> • HTA • CINAHL, Cumulative Index to Nursing and Allied Health Literature • PsycINFO • ASSIA <p>Searches will be restricted by:</p> <ul style="list-style-type: none"> • English language studies • Human studies • Letters and comments are excluded <p>Other searches:</p> <p>Inclusion lists of relevant systematic reviews will be checked by the reviewer.</p> <p>The searches may be re-run 6 weeks before the final committee meeting and further studies retrieved for inclusion if relevant.</p> <p>For full search strategies see A.2.</p>
Condition or domain being studied	Withdrawal symptoms associated with prescribed opioids, benzodiazepines, Z-drugs, gabapentinoids, or antidepressants
Population	<p>Inclusion: adults (≥ 18 years) taking prescribed medicines* that are associated with dependence or withdrawal symptoms (opioids, benzodiazepines, Z-drugs, gabapentinoids, or antidepressants).</p> <p>NB. for this question, include prescription medicines which can also be bought over the counter (e.g., codeine, co-codamol)</p> <p>*Note: for a study to be included, the medicine should be listed on the guideline medicine list (see Appendix K). See also decision rule below.</p>

	<p>Stratification Drug class Opioids Benzodiazepines, Gabapentinoids (further stratified by gabapentin and pregabalin) Z-drugs Antidepressants (further stratified by SSRIs, MAOIs, tricyclics, others). Rationale: withdrawal symptoms expected to differ between drug classes, and within class for antidepressants. No other population strata</p> <p>Exclusions: Children and young people (<18 years) People taking opioids prescribed for end-of-life care, acute pain, cancer pain Use of gabapentinoids when prescribed for epilepsy People taking the above drugs that have not been prescribed for their own use (with the exception of prescription medicines which can also be bought over the counter (these will be included in this question))</p> <p>Decision rules for inclusion of primary studies If the study includes people <18 years old, the study will only be included if at least 80% of people were ≥18 years old. If the study includes mixed populations, some taking prescribed drugs and some taking illicit drugs, the study will only be included if at least 80% of people were taking prescribed drugs. If the study includes people on medicines NOT listed on the guideline medicine list, the study will be included if at least 80% of the population are on medicines listed on the guideline medicine list. If there is no breakdown reported, but some people were on medicines not listed on the guideline medicine list, the study will be included but the population will be downgraded for indirectness.</p>
<p>Intervention/Phenomena of interest</p>	<p><u>Intervention data:</u> Withdrawal from/stopping use of one of the prescribed medicines</p> <p><u>Qualitative data:</u></p>

	Perceptions and experiences of patients of the withdrawal symptoms experienced from stopping one of these prescribed medicines
Comparator	<p><u>Intervention data:</u></p> <ul style="list-style-type: none"> - withdrawal from one of the prescribed medicines listed vs no withdrawal, OR - withdrawal from one of the prescribed medicines vs withdrawal from placebo <p><u>Qualitative data:</u></p> <p>n/a</p>
Types of study to be included	<p><u>Intervention studies:</u></p> <p>Randomised controlled trials</p> <p>Systematic review of randomised controlled trials. (For a systematic review to be included it must be conducted to the same methodological standard as NICE guideline reviews. If sufficient details are not provided to include a relevant systematic review, the review will be used for citation searching).</p> <p>Published NMAs and IPDs will be considered for inclusion.</p> <p><u>Qualitative studies:</u></p> <p>Qualitative studies (e.g., transcript data collected from focus groups/semi structured interviews)</p> <p>Exclusions:</p> <p><u>For intervention studies:</u></p> <p>Non-randomised comparative studies</p> <p>Before and after studies</p> <p>Non-comparative studies</p> <p><u>For qualitative studies:</u></p> <p>Quantitative studies (i.e., closed questionnaire surveys; surveys will only be included if they contain open ended free text answers)</p>

<p>Other exclusion criteria</p>	<p>Non-NHS prescribed medicines (for the full list of medicines to be included in the guideline see Appendix K)</p> <p>Medicines prescribed for end-of-life care, cancer pain or acute pain</p> <p>Antipsychotic and stimulant medicines.</p> <p>Use of gabapentinoids when prescribed for epilepsy</p> <p>Medicines to treat drug misuse disorders (e.g., methadone and buprenorphine when prescribed for withdrawal from illicit drugs).</p> <p>Withdrawal from illicit drugs (e.g., heroin).</p> <p>Non-English language studies.</p> <p>Conference abstracts will be excluded as they will not provide enough information to inform analysis.</p>
<p>Context</p>	<p>The review will help inform on the different symptoms associated with withdrawal from each of the relevant drug classes. There has been a suggestion that withdrawal symptoms can be overlooked or considered to be re-emergence of the existing condition in some cases. The review therefore can be used to improve awareness of the symptoms associated, and recognise withdrawal symptoms when they are experienced.</p>
<p>Primary outcomes (critical outcomes)</p>	<p><u>Intervention data:</u></p> <p>Specific withdrawal symptoms including rebound symptoms (specify what the symptoms are reported in the study, and number of people having the symptom where available, dichotomous outcome)</p> <p>Any withdrawal symptom (i.e., all symptoms lumped together (dichotomous outcome)</p> <p>Intensity of withdrawal symptoms (validated scales only, continuous outcome)</p> <p>Duration of withdrawal syndrome (continuous outcome)</p> <p><i>Timepoint: post-intervention and longest follow-up.</i></p> <p><u>Qualitative data:</u></p> <p>Themes emerging from qualitative data (themes will be derived from the evidence identified for this review and not pre-specified)</p>

Secondary outcomes (important outcomes)	Not applicable
Data extraction (selection and coding)	<p>EndNote will be used for reference management, sifting, citations and bibliographies. All references identified by the searches and from other sources will be screened for inclusion. 10% of the abstracts will be reviewed by two reviewers, with any disagreements resolved by discussion or, if necessary, a third independent reviewer. The full text of potentially eligible studies will be retrieved and will be assessed in line with the criteria outlined above.</p> <p>A standardised form will be used to extract data from studies (see Developing NICE guidelines: the manual section 6.4) and for undertaking assessment of study quality.</p> <p>10% of all evidence reviews are quality assured by a senior research fellow. This includes checking:</p> <ul style="list-style-type: none"> • papers were included/excluded appropriately • a sample of the data extractions • correct methods are used to synthesise data • a sample of the risk of bias assessments <p>Disagreements between the review authors over the risk of bias in particular studies will be resolved by discussion, with involvement of a third review author where necessary.</p> <p><u>Qualitative:</u></p> <p>Once saturation is considered to have been reached (all the themes are already covered in the data extraction) data from other included papers will not be extracted or critically appraised, but the paper will still be read to check for any additional themes and will be noted in the included studies. The point at which data extraction is reached will be noted within the review.</p>
Risk of bias (quality) assessment	<p>Risk of bias will be assessed using the appropriate checklist as described in Developing NICE guidelines: the manual.</p> <p><u>Intervention:</u></p>

	<p>For Intervention reviews the following checklist will be used according to study design being assessed:</p> <ul style="list-style-type: none"> • Systematic reviews: Risk of Bias in Systematic Reviews (ROBIS) • Randomised Controlled Trial: Cochrane RoB (2.0) <p><u>Qualitative:</u></p> <p>For this review the Critical Appraisal Skills Programme (CASP) qualitative checklist will be used to assess risk of bias of individual studies.</p> <p>10% of all evidence reviews are quality assured by a senior research fellow. This includes checking:</p> <ul style="list-style-type: none"> • papers were included/excluded appropriately • a sample of the data extractions • correct methods are used to synthesise data • a sample of the risk of bias assessments <p>Disagreements between the review authors over the risk of bias in particular studies will be resolved by discussion, with involvement of a third review author where necessary.</p>
<p>Strategy for data synthesis</p>	<p>Drugs will be pooled within classes with the exception of antidepressants.</p> <p><u>Intervention:</u></p> <p>Where possible, data will be meta-analysed. Pairwise meta-analyses will be performed using Cochrane Review Manager (RevMan5) to combine the data given in all studies for each of the outcomes stated above. A fixed effect meta-analysis, with weighted mean differences for continuous outcomes and risk ratios for binary outcomes will be used, and 95% confidence intervals will be calculated for each outcome.</p>

	<p>Heterogeneity between the studies in effect measures will be assessed using the I^2 statistic and visually inspected. We will consider an I^2 value greater than 50% indicative of substantial heterogeneity. Sensitivity analyses will be conducted based on pre-specified subgroups using stratified meta-analysis to explore the heterogeneity in effect estimates. If this does not explain the heterogeneity, the results will be presented using random effects.</p> <p>GRADE pro will be used to assess the quality of each outcome, taking into account individual study quality and the meta-analysis results. The 4 main quality elements (risk of bias, indirectness, inconsistency and imprecision) will be appraised for each outcome.</p> <p>Publication bias is tested for when there are more than 5 studies for an outcome.</p> <p>Other bias will only be taken into consideration in the quality assessment if it is apparent.</p> <p>Where meta-analysis is not possible, data will be presented, and quality assessed individually per outcome.</p> <p>If sufficient data is available to make a network of treatments, WinBUGS will be used for network meta-analysis.</p> <p><u>Qualitative:</u></p> <p>The synthesis of qualitative data will follow a thematic analysis approach. Information will be synthesised into main review findings. Results will be presented in a detailed narrative and in table format with summary statements of main review findings.</p> <p>GRADE CERQual will be used to synthesise the qualitative data and assess the certainty of evidence for each review finding.</p>	
Analysis of sub-groups	<p>Subgroups that will be investigated if heterogeneity is present:</p> <p>Higher potency/shorter half-life and lower potency/longer half-life benzodiazepines will be pooled unless heterogeneity is observed.</p>	
Type and method of review	<input type="checkbox"/>	Intervention
	<input type="checkbox"/>	Diagnostic
	<input type="checkbox"/>	Prognostic

	<input type="checkbox"/>	Qualitative
	<input type="checkbox"/>	Epidemiologic
	<input type="checkbox"/>	Service Delivery
	<input checked="" type="checkbox"/>	Other: Mixed methods
Language	English	
Country	England	
Review team members	<p>From the National Guideline Centre:</p> <p>Serena Carville, Guideline lead</p> <p>Emily Terrazas-Cruz, Senior systematic reviewer</p> <p>Melina Vasileiou, Senior systematic reviewer</p> <p>Alfredo Mariani, Health economist</p> <p>Elizabeth Pearton, Information specialist</p> <p>Tamara Diaz, Project Manager</p>	
Funding sources/sponsor	This systematic review is being completed by the National Guideline Centre which receives funding from NICE.	
Conflicts of interest	<p>All guideline committee members and anyone who has direct input into NICE guidelines (including the evidence review team and expert witnesses) must declare any potential conflicts of interest in line with NICE's code of practice for declaring and dealing with conflicts of interest. Any relevant interests, or changes to interests, will also be declared publicly at the start of each guideline committee meeting. Before each meeting, any potential conflicts of interest will be considered by the guideline committee Chair and a senior member of the development team. Any decisions to exclude a person from all or part of a meeting will be documented. Any changes to a member's declaration of interests will be recorded in the minutes of the meeting. Declarations of interests will be published with the final guideline.</p>	
Collaborators	Development of this systematic review will be overseen by an advisory committee who will use the review to inform the development of evidence-based recommendations in line with section 3 of Developing NICE	

	guidelines: the manual . Members of the guideline committee are available on the NICE website: https://www.nice.org.uk/guidance/indevelopment/gid-ng10141
Other registration details	n/a
Reference/URL for published protocol	https://www.crd.york.ac.uk/prospero/display_record.php?ID=CRD42020214163
Dissemination plans	<p>NICE may use a range of different methods to raise awareness of the guideline. These include standard approaches such as:</p> <ul style="list-style-type: none"> • notifying registered stakeholders of publication • publicising the guideline through NICE's newsletter and alerts • issuing a press release or briefing as appropriate, posting news articles on the NICE website, using social media channels, and publicising the guideline within NICE.
Details of existing review of same topic by same authors	None
Additional information	None
Details of final publication	www.nice.org.uk

A.2 Review protocol health economic evidence

Review question	All questions – health economic evidence
Objectives	To identify health economic studies relevant to any of the review questions.
Search criteria	<ul style="list-style-type: none"> • Populations, interventions and comparators must be as specified in the clinical review protocol above. • Studies must be of a relevant health economic study design (cost–utility analysis, cost-effectiveness analysis, cost–benefit analysis, cost–consequences analysis, comparative cost analysis). • Studies must not be a letter, editorial or commentary, or a review of health economic evaluations. (Recent reviews will be ordered although not reviewed. The bibliographies will be checked for relevant studies, which will then be ordered.) • Unpublished reports will not be considered unless submitted as part of a call for evidence. • Studies must be in English.
Search strategy	A health economic study search will be undertaken using population-specific terms and a health economic study filter – see appendix D below.
Review strategy	<p>Studies not meeting any of the search criteria above will be excluded. Studies published before 2004, abstract-only studies and studies from non-OECD countries or the USA will also be excluded.</p> <p>Each remaining study will be assessed for applicability and methodological limitations using the NICE economic evaluation checklist which can be found in appendix H of Developing NICE guidelines: the manual (2014).⁴⁵⁷</p> <p>Inclusion and exclusion criteria</p> <ul style="list-style-type: none"> • If a study is rated as both ‘Directly applicable’ and with ‘Minor limitations’, then it will be included in the guideline. A health economic evidence table will be completed, and it will be included in the health economic evidence profile. • If a study is rated as either ‘Not applicable’ or with ‘Very serious limitations’, then it will usually be excluded from the guideline. If it is excluded, then a health economic evidence table will not be completed, and it will not be included in the health economic evidence profile. • If a study is rated as ‘Partially applicable’, with ‘Potentially serious limitations’ or both then there is discretion over whether it should be included. <p>Where there is discretion</p> <p>The health economist will make a decision based on the relative applicability and quality of the available evidence for that question, in discussion with the guideline committee if required. The ultimate aim is to include health economic studies that are helpful for decision-making in the context of the guideline and the current NHS setting. If several studies are considered of sufficiently high applicability and methodological quality that they could all be included, then the health economist, in discussion with the committee if required, may decide to include only the most applicable studies and to selectively exclude the remaining studies. All studies excluded on the basis of applicability or methodological limitations will be listed with explanation in the excluded health economic studies appendix below.</p> <p>The health economist will be guided by the following hierarchies.</p> <p><i>Setting:</i></p> <ul style="list-style-type: none"> • UK NHS (most applicable).

<ul style="list-style-type: none"> • OECD countries with predominantly public health insurance systems (for example, France, Germany, Sweden). • OECD countries with predominantly private health insurance systems (for example, Switzerland). • Studies set in non-OECD countries or in the USA will be excluded before being assessed for applicability and methodological limitations. <p><i>Health economic study type:</i></p> <ul style="list-style-type: none"> • Cost–utility analysis (most applicable). • Other type of full economic evaluation (cost–benefit analysis, cost-effectiveness analysis, cost–consequences analysis). • Comparative cost analysis. • Non-comparative cost analyses including cost-of-illness studies will be excluded before being assessed for applicability and methodological limitations. <p><i>Year of analysis:</i></p> <ul style="list-style-type: none"> • The more recent the study, the more applicable it will be. • Studies published in 2004 or later but that depend on unit costs and resource data entirely or predominantly from before 2004 will be rated as ‘Not applicable’. • Studies published before 2004 will be excluded before being assessed for applicability and methodological limitations. <p><i>Quality and relevance of effectiveness data used in the health economic analysis:</i></p> <ul style="list-style-type: none"> • The more closely the clinical effectiveness data used in the health economic analysis match with the outcomes of the studies included in the clinical review the more useful the analysis will be for decision-making in the guideline.

Appendix B Literature search strategies

This literature search strategy was used for the following review:

- Withdrawal symptoms associated with prescribed medicines

The literature searches for this review are detailed below and complied with the methodology outlined in Developing NICE guidelines: the manual.⁴⁵⁷ For more information, please see the Methodology review published as part of the accompanying documents for this guideline.

B.1 Clinical search literature search strategy

Searches were constructed using a PICO framework where population (P) terms were combined with Intervention (I) and in some cases Comparison (C) terms. Outcomes (O) are rarely used in search strategies for interventions as these concepts may not be well described in title, abstract or indexes and therefore difficult to retrieve. Search filters were applied to the search where appropriate.

Table 20: Database date parameters and filters used

Database	Dates searched	Search filter used
Medline (OVID)	1946 - 15 June 2021	Randomised controlled trials Systematic review studies Qualitative studies Exclusions (animal studies, letters, comments)
Embase (OVID)	1974 - 15 June 2021	Randomised controlled trials Systematic review studies Qualitative studies

Database	Dates searched	Search filter used
		Exclusions (animal studies, letters, comments)
The Cochrane Library (Wiley)	Cochrane Reviews to 2021 Issue 6 of 12 CENTRAL to 2021 Issue 6 of 12	None
Epistemonikos (The Epistemonikos Foundation)	Inception - 15 June 2021	English
Health and Evidence	Inception - 15 th June 2021	None
CINAHL, Current Nursing and Allied Health Literature (EBSCO)	Inception - 15 June 2021	Qualitative studies
PsycINFO (ProQuest)	Inception - 15 June 2021	Qualitative studies
ASSIA, Applied Social Sciences Index and Abstracts (ProQuest)	Inception - 15 June 2021	Qualitative studies

Medline (Ovid) search terms

1.	*substance-related disorders/ or *narcotic-related disorders/
2.	*Substance Withdrawal Syndrome/
3.	exp Inappropriate Prescribing/
4.	*Medical Overuse/
5.	exp Prescription Drug Misuse/
6.	exp Deprescriptions/
7.	Medication Therapy Management/
8.	((over* or inappropriate or misus* or abuse* or abusing or long* term or longterm or short* term or short term or abstinen* or abstain* or stop* or cessat* or reduc* or taper* or discontinu* or safe* or manag* or withdraw* or depend*) adj2 (drug* or medicine* or medicat* or medical* or pharm*)).ti,ab.
9.	((over* or inappropriate or misus* or abuse* or abusing or long* term or longterm or short* term or short term or abstinen* or abstain* or stop* or cessat* or reduc* or taper* or discontinu* or safe* or manag* or withdraw*) adj3 (prescription* or prescrib*)).ti,ab.
10.	(addict* adj3 (prescription* or prescrib* or medicat* or medicine* or medical* or pharm*)).ti,ab.
11.	(deprescription* or de-prescription* or deprescrib* or de-prescrib*).ti,ab.
12.	((therap* or treat*) adj2 (manag* or substit*)).ti,ab.
13.	((withdraw* or abstinen* or abstain* or stop* or cessat* or reduc* or taper* or discontinu*) adj2 symptom*).ti,ab.
14.	((drug* or medic*) adj2 (prescription* or prescrib*)).ti,ab.
15.	or/1-14
16.	((withdraw* or prescription* or prescrib*) adj2 opi*).ti,ab.
17.	Opiate Substitution Treatment/ or *Opioid-related disorders/
18.	or/16-17
19.	letter/
20.	editorial/
21.	news/

22.	exp historical article/
23.	Anecdotes as Topic/
24.	comment/
25.	case report/
26.	(letter or comment*).ti.
27.	or/19-26
28.	randomized controlled trial/ or random*.ti,ab.
29.	27 not 28
30.	animals/ not humans/
31.	exp Animals, Laboratory/
32.	exp Animal Experimentation/
33.	exp Models, Animal/
34.	exp Rodentia/
35.	(rat or rats or mouse or mice or rodent*).ti.
36.	or/29-35
37.	(exp child/ or exp pediatrics/ or exp infant/) not (exp adolescent/ or exp adult/ or exp middle age/ or exp aged/)
38.	15 not (36 or 37)
39.	limit 38 to English language
40.	18 not (36 or 37)
41.	limit 40 to English language
42.	exp Narcotics/
43.	((analgesic* adj3 narcotic) or (opioid* or opiate*)).ti,ab.
44.	(alfentanil* or alphaprodine* or buprenorphine* or butorphanol* or codeine* or co-codamol* or dextromoramide* or dextropropoxyphene* or diamorphine* or dihydrocodeine* or dihydromorphine* or dipipanone* or ethylmorphine* or fentanyl* or heroin* or hydrocodone* or hydromorphone* or levorphanol* or meperidine* or meptazinol* or methadone* or morphine* or oxycodone* or oxymorphone* or papaveretum* or pentazocine* or pethidine* or phenazocine* or promedol* or remifentanil* or sufentanil* or tapentadol* or tilidine* or tramadol*).ti,ab.
45.	(z drug* or z hypnotic* or non-benzodiazepin* or nonbenzodiazepin* or imidazopyridines or cyclopyrrolones or pyrazolopyrimidines or zolpidem or zopiclone or eszopiclone or zaleplon).ti,ab.
46.	Zolpidem/ or Eszopiclone/
47.	(generation adj3 hypnotic*).ti,ab.
48.	exp Benzodiazepines/
49.	(benzodiazepin* or bzd or Alprazolam or Chlordiazepoxide or Clobazam or Clonazepam or Diazepam or Flurazepam or Loprazolam or Lorazepam or Lormetazepam or Midazolam or Nitrazepam or Olanzapine or Oxazepam or Temazepam).ti,ab.
50.	exp Antidepressive Agents/
51.	(antidepress* or anti depress* or thymoanaleptic* or thymoleptic* or MAOI* or "monoamine oxidase inhibit*" or "Norepinephrine and dopamine reuptake inhibit*" or NDRI* or "Selective serotonin reuptake inhibit*" or SSRI* or "Serotonin and norepinephrine reuptake inhibit*" or SNRI* or SNORI* or "Serotonin antagonist and reuptake inhibit*" or SARI* or "Reversible Monoamine Oxidase Inhibit*" or RIMA* or tricyclic* or TCA* or tetracyclic* or TeCA*).ti,ab.
52.	exp Flupenthixol/
53.	(Agomelatine or Aripiprazole or Benactyzine or Clorgyline or Deanol or Desvenlafaxine* or Duloxetine* or Flupenthixol or Iproniazid or Isocarboxazid or

	Levomilnacipran or Lithium* or Mirtazapine or Moclobemide or Nialamide or Phenelzine or Pizotyline or Quetiapine* or Reboxetine or Rolipram or Selegiline or Sertraline or Tranylcypromine or Vilazodone* or Vortioxetine).ti,ab.
54.	(5-Hydroxytryptophan or Amisulpride or Bupropion or Citalopram or Escitalopram or Fluoxetine or Fluvoxamine or Maprotiline or Mianserin or Paroxetine or Quipazine or Ritanserin or Sulpiride or Trazodone or Tryptophan or Venlafaxine or Viloxazine).ti,ab.
55.	(Amitriptyline or Amoxapine or Clomipramine or Desipramine or Dothiepin or Dosulepin or Doxepin or Imipramine or Iprindole or Lofepamine or Nefazodone or Nortriptyline or Pipramol or Protriptyline or Trimipramine).ti,ab.
56.	gabapentin/ or pregabalin/
57.	(gabapentin* or pregabalin*).ti,ab.
58.	or/42-57
59.	39 and 58
60.	41 or 59
61.	randomized controlled trial.pt.
62.	controlled clinical trial.pt.
63.	randomi#ed.ab.
64.	placebo.ab.
65.	randomly.ab.
66.	clinical trials as topic.sh.
67.	trial.ti.
68.	or/61-67
69.	Meta-Analysis/
70.	Meta-Analysis as Topic/
71.	(meta analy* or metanaly* or metaanaly* or meta regression).ti,ab.
72.	((systematic* or evidence*) adj2 (review* or overview*)).ti,ab.
73.	(reference list* or bibliograph* or hand search* or manual search* or relevant journals).ab.
74.	(search strategy or search criteria or systematic search or study selection or data extraction).ab.
75.	(search* adj4 literature).ab.
76.	(medline or pubmed or cochrane or embase or psychlit or psyclit or psychinfo or psycinfo or cinahl or science citation index or bids or cancerlit).ab.
77.	cochrane.jw.
78.	((multiple treatment* or indirect or mixed) adj2 comparison*).ti,ab.
79.	or/69-78
80.	Qualitative research/ or Narration/ or exp Interviews as Topic/ or exp Questionnaires/ or Health care surveys/
81.	(qualitative or interview* or focus group* or theme* or questionnaire* or survey*).ti,ab.
82.	(metasynthes* or meta-synthes* or metasummar* or meta-summar* or metastud* or meta-stud* or metathem* or meta-them* or ethno* or emic or etic or phenomenolog* or grounded theory or constant compar* or (thematic* adj3 analys*) or theoretical sampl* or purposive sampl* or hermeneutic* or heidegger* or husserl* or colaizzi* or van kaam* or van manen* or giorgi* or glaser* or strauss* or ricoeur* or spiegelberg* or merleau*).ti,ab.
83.	or/80-82
84.	68 and (68 or 79 or 83)

Embase (Ovid) search terms

1.	*drug dependence/
----	-------------------

2.	*withdrawal syndrome/
3.	exp inappropriate prescribing/
4.	deprescription/
5.	exp prescription drug misuse/
6.	medication therapy management/
7.	((over* or inappropriate or misus* or abuse* or abusing or long* term or longterm or short* term or short term or abstinen* or abstain* or stop* or cessat* or reduc* or taper* or discontinu* or safe* or manag* or withdraw* or depend*) adj2 (drug* or medicine* or medicat* or medical* or pharm*)).ti,ab.
8.	((over* or inappropriate or misus* or abuse* or abusing or long* term or longterm or short* term or short term or abstinen* or abstain* or stop* or cessat* or reduc* or taper* or discontinu* or safe* or manag* or withdraw*) adj3 (prescription* or prescrib*)).ti,ab.
9.	(addict* adj3 (prescription* or prescrib* or medicat* or medicine* or medical* or pharm*)).ti,ab.
10.	(deprescription* or de-prescription* or deprescrib* or de-prescrib*).ti,ab.
11.	((therap* or treat*) adj2 (manag* or substit*)).ti,ab.
12.	((withdraw* or abstinen* or abstain* or stop* or cessat* or reduc* or taper* or discontinu*) adj2 symptom*).ti,ab.
13.	((drug* or medic*) adj2 (prescription* or prescrib*)).ti,ab.
14.	or/1-13
15.	((withdraw* or prescription* or prescrib*) adj2 (opioid* or opiate*)).ti,ab.
16.	*benzodiazepine dependence/
17.	Opiate Substitution Treatment/
18.	or/15-17
19.	letter.pt. or letter/
20.	note.pt.
21.	editorial.pt.
22.	case report/ or case study/
23.	(letter or comment*).ti.
24.	or/19-23
25.	randomized controlled trial/ or random*.ti,ab.
26.	24 not 25
27.	animal/ not human/
28.	nonhuman/
29.	exp Animal Experiment/
30.	exp Experimental Animal/
31.	animal model/
32.	exp Rodent/
33.	(rat or rats or mouse or mice or rodent*).ti.
34.	or/26-33
35.	(exp child/ or exp pediatrics/) not (exp adult/ or exp adolescent/)
36.	14 not (34 or 35)
37.	limit 36 to English language
38.	18 not (34 or 35)
39.	limit 38 to English language
40.	*narcotic agent/

41.	*alphaprodine/ or *buprenorphine/ or *codeine/ or *dextromoramide/ or *dextropropoxyphene/ or *diamorphine/ or *dihydrocodeine/ or *dihydromorphine/ or *dipipanone/ or *ethylmorphine/ or *hydrocodone/ or *hydromorphone/ or *levorphanol/ or *methadone/ or *morphine/ or *oxycodone/ or *pethidine/ or *tapentadol/ or *tilidine/
42.	*alfentanil/ or *butorphanol/ or *cocodamol/ or *fentanyl/ or *meptazinol/ or *oxymorphone/ or *opiate/ or *pentazocine/ or *phenazocine/ or *remifentanil/ or *sufentanil/ or *tramadol/ or *trimeperidine/
43.	((analgesic* adj3 narcotic) or (opioid* or opiate*)).ti,ab.
44.	(alfentanil* or alphaprodine* or buprenorphine* or butorphanol* or codeine* or cocodamol* or dextromoramide* or dextropropoxyphene* or diamorphine* or dihydrocodeine* or dihydromorphine* or dipipanone* or ethylmorphine* or fentanyl* or heroin* or hydrocodone* or hydromorphone* or levorphanol* or meperidine* or meptazinol* or methadone* or morphine* or oxycodone* or oxymorphone* or papaveretum* or pentazocine* or pethidine* or phenazocine* or promedol* or remifentanil* or sufentanil* or tapentadol* or tilidine* or tramadol*).ti,ab.
45.	(z drug* or z hypnotic* or non-benzodiazepin* or nonbenzodiazepin* or imidazopyridines or cyclopyrrolones or pyrazolopyrimidines or zolpidem or zopiclone or eszopiclone or zaleplon).ti,ab.
46.	*zolpidem/ or *zopiclone/ or *eszopiclone/ or *zaleplon/
47.	(generation adj3 hypnotic*).ti,ab.
48.	*benzodiazepine derivative/ or *alprazolam/ or *benzodiazepine/ or *chlordiazepoxide/ or *clobazam/ or *clonazepam/ or *diazepam/ or *flurazepam/ or *loprazolam/ or *lorazepam/ or *lormetazepam/ or *midazolam/ or *nitrazepam/ or *olanzapine/ or *oxazepam/ or *temazepam/
49.	(benzodiazepin* or bzd or Alprazolam or Chlordiazepoxide or Clobazam or Clonazepam or Diazepam or Flurazepam or Loprazolam or Lorazepam or Lormetazepam or Midazolam or Nitrazepam or Olanzapine or Oxazepam or Temazepam).ti,ab.
50.	exp *antidepressant agent/
51.	(antidepress* or anti depress* or thymoanaleptic* or thymoleptic* or MAOI* or "monoamine oxidase inhibit*" or "Norepinephrine and dopamine reuptake inhibit*" or NDRI* or "Selective serotonin reuptake inhibit*" or SSRI* or "Serotonin and norepinephrine reuptake inhibit*" or SNRI* or SNORI* or "Serotonin antagonist and reuptake inhibit*" or SARI* or "Reversible Monoamine Oxidase Inhibit*" or RIMA* or tricyclic* or TCA* or tetracyclic* or TeCA*).ti,ab.
52.	*flupentixol/
53.	(Agomelatine or Aripiprazole or Benactyzine or Clorgyline or Deanol or Desvenlafaxine* or Duloxetine* or Flupentixol or Iproniazid or Isocarboxazid or Levomilnacipran or Lithium* or Mirtazapine or Moclobemide or Nialamide or Phenelzine or Pizotyline or Quetiapine* or Reboxetine or Rolipram or Selegiline or Sertraline or Tranylcypromine or Vilazodone* or Vortioxetine).ti,ab.
54.	(5-Hydroxytryptophan or Amisulpride or Bupropion or Citalopram or Escitalopram or Fluoxetine or Fluvoxamine or Maprotiline or Mianserin or Paroxetine or Quipazine or Ritanserin or Sulpiride or Trazodone or Tryptophan or Venlafaxine or Viloxazine).ti,ab.
55.	(Amitriptyline or Amoxapine or Clomipramine or Desipramine or Dothiepin or Dosulepin or Doxepin or Imipramine or Iprindole or Lofepramine or Nefazodone or Nortriptyline or Opipramol or Protriptyline or Trimipramine).ti,ab.
56.	*pregabalin/ or *gabapentin/
57.	(gabapentin* or pregabalin*).ti,ab.
58.	or/40-57
59.	37 and 58
60.	39 or 59
61.	random*.ti,ab.
62.	factorial*.ti,ab.

63.	(crossover* or cross over*).ti,ab.
64.	((doubl* or singl*) adj blind*).ti,ab.
65.	(assign* or allocat* or volunteer* or placebo*).ti,ab.
66.	crossover procedure/
67.	single blind procedure/
68.	randomized controlled trial/
69.	double-blind procedure/
70.	or/61-69
71.	systematic review/
72.	Meta-Analysis/
73.	(meta analy* or metanaly* or metaanaly* or meta regression).ti,ab.
74.	((systematic* or evidence*) adj3 (review* or overview*)).ti,ab.
75.	(reference list* or bibliograph* or hand search* or manual search* or relevant journals).ab.
76.	(search strategy or search criteria or systematic search or study selection or data extraction).ab.
77.	(search* adj4 literature).ab.
78.	(medline or pubmed or cochrane or embase or psychlit or psyclit or psychinfo or psycinfo or cinahl or science citation index or bids or cancerlit).ab.
79.	cochrane.jw.
80.	((multiple treatment* or indirect or mixed) adj2 comparison*).ti,ab.
81.	or/71-80
82.	health survey/ or exp questionnaire/ or exp interview/ or qualitative research/ or narrative/
83.	(qualitative or interview* or focus group* or theme* or questionnaire* or survey*).ti,ab.
84.	(metasynthes* or meta-synthes* or metasummar* or meta-summar* or metastud* or meta-stud* or metathem* or meta-them* or ethno* or emic or etic or phenomenolog* or grounded theory or constant compar* or (thematic* adj3 analys*) or theoretical sampl* or purposive sampl* or hermeneutic* or heidegger* or husserl* or colaizzi* or van kaam* or van manen* or giorgi* or glaser* or strauss* or ricoeur* or spiegelberg* or merleau*).ti,ab.
85.	or/82-84
86.	60 and (70 or 81 or 85)

Cochrane Library (Wiley) search terms

#1.	MeSH descriptor: [Substance-Related Disorders] this term only
#2.	MeSH descriptor: [Narcotic-Related Disorders] this term only
#3.	MeSH descriptor: [Substance Withdrawal Syndrome] this term only
#4.	MeSH descriptor: [Inappropriate Prescribing] explode all trees
#5.	MeSH descriptor: [Medical Overuse] this term only
#6.	MeSH descriptor: [Deprescriptions] 1 tree(s) exploded
#7.	MeSH descriptor: [Prescription Drug Misuse] explode all trees
#8.	MeSH descriptor: [Medication Therapy Management] this term only
#9.	((over* or inappropriate or misus* or abuse* or abusing or long* term or longterm or short* term or short term or abstinen* or abstain* or stop* or cessat* or reduc* or taper* or discontinu* or safe* or manag* or withdraw* or depend*) NEAR/2 (drug* or medicine* or medicat* or medical* or pharm*)):ti,ab
#10.	((over* or inappropriate or misus* or abuse* or abusing or long* term or longterm or short* term or short term or abstinen* or abstain* or stop* or cessat* or reduc* or taper*

	or discontinu* or safe* or manag* or withdraw*) NEAR/3 (prescription* or prescrib*)):ti,ab
#11.	(addict* NEAR/3 (prescription* or prescrib* or medicat* or medicine* or medical* or pharm*)):ti,ab
#12.	(deprescription* or de-prescription* or deprescrib* or de-prescrib*)):ti,ab
#13.	((therap* or treat*) NEAR/2 (manag* or substit*)):ti,ab
#14.	((withdraw* or abstinen* or abstain* or stop* or cessat* or reduc* or taper* or discontinu*) NEAR/2 symptom*)):ti,ab
#15.	((drug* or medic*) NEAR/2 (prescription* or prescrib*)):ti,ab
#16.	(OR #1-#15)
#17.	((withdraw* or prescription* or prescrib*) near/2 (opioid* or opiate*)):ti,ab
#18.	MeSH descriptor: [Opiate Substitution Treatment] this term only
#19.	MeSH descriptor: [Opioid-Related Disorders] this term only
#20.	MeSH descriptor: [Narcotics] explode all trees
#21.	(OR #17-#20)
#22.	((analgesic* NEAR/3 narcotic NEAR/3 agent*) or (opioid* or opiate*)):ti,ab
#23.	(alfentanil* or alphaprodine* or buprenorphine* or butorphanol* or codeine* or co-codamol* or dextromoramide* or dextropropoxyphene* or diamorphine* or dihydrocodeine* or dihydromorphine* or dipipanone* or ethylmorphine* or fentanyl* or heroin* or hydrocodone* or hydromorphone* or levorphanol* or meperidine* or meptazinol* or methadone* or morphine* or oxycodone* or oxymorphone* or papaveretum* or pentazocine* or pethidine* or phenazocine* or promedol* or remifentanil* or sufentanil* or tapentadol* or tilidine* or tramadol*)):ti,ab
#24.	(z drug* or z hypnotic* or non-benzodiazepin* or nonbenzodiazepin* or imidazopyridines or cyclopyrrolones or pyrazolopyrimidines or zolpidem or zopiclone or eszopiclone or zaleplon):ti,ab
#25.	MeSH descriptor: [Zolpidem] this term only
#26.	MeSH descriptor: [Eszopiclone] this term only
#27.	(generation NEAR/3 hypnotic*)):ti,ab
#28.	MeSH descriptor: [Benzodiazepines] explode all trees
#29.	(benzodiazepin* or bzd or Alprazolam or Chlordiazepoxide or Clobazam or Clonazepam or Diazepam or Flurazepam or Loprazolam or Lorazepam or Lormetazepam or Midazolam or Nitrazepam or Olanzapine or Oxazepam or Temazepam):ti,ab
#30.	MeSH descriptor: [Antidepressive Agents] explode all trees
#31.	(antidepress* or anti depress* or thymoanaleptic* or thymoleptic* or MAOI* or "monoamine oxidase inhibit*" or "Norepinephrine and dopamine reuptake inhibit*" or NDRI* or "Selective serotonin reuptake inhibit*" or SSRI* or "Serotonin and norepinephrine reuptake inhibit*" or SNRI* or SNORI* or "Serotonin antagonist and reuptake inhibit*" or SARI* or "Reversible Monoamine Oxidase Inhibit*" or RIMA* or tricyclic* or TCA* or tetracyclic* or TeCA*)):ti,ab
#32.	MeSH descriptor: [Flupenthixol] explode all trees
#33.	(Agomelatine or Aripiprazole or Benactyzine or Clorgyline or Deanol or Desvenlafaxine* or Duloxetine* or Flupentixol or Iproniazid or Isocarboxazid or Levomilnacipran or Lithium* or Mirtazapine or Moclobemide or Nialamide or Phenelzine or Pizotyline or Quetiapine* or Reboxetine or Rolipram or Selegiline or Sertraline or Tranylcypromine or Vilazodone* or Vortioxetine):ti,ab
#34.	(5 Hydroxytryptophan or Amisulpride or Bupropion or Citalopram or Escitalopram or Fluoxetine or Fluvoxamine or Maprotiline or Mianserin or Paroxetine or Quipazine or Ritanserin or Sulpiride or Trazodone or Tryptophan or Venlafaxine or Viloxazine):ti,ab
#35.	(Amitriptyline or Amoxapine or Clomipramine or Desipramine or Dothiepin or Dosulepin or Doxepin or Imipramine or Iprindole or Lofepramine or Nefazodone or Nortriptyline or Opipramol or Protriptyline or Trimipramine):ti,ab

#36.	MeSH descriptor: [Gabapentin] this term only
#37.	MeSH descriptor: [Pregabalin] this term only
#38.	(gabapentin* or pregabalin*):ti,ab
#39.	(OR #22-#38)
#40.	#16 AND #39
#41.	#21 or #40

Epistemonikos search terms

1.	(advanced_title_en:(advanced_title_en:(("over prescribe" OR "over prescribes" OR "over prescribing" OR "appropriate prescribing" OR "inappropriate prescribing" OR "safe prescribing" OR withdraw* OR depend* OR "inappropriate medication" OR misuse OR misuses OR overuse OR overuses)) OR advanced_abstract_en:(("over prescribe" OR "over prescribes" OR "over prescribing" OR "appropriate prescribing" OR "inappropriate prescribing" OR "safe prescribing" OR withdraw* OR depend* OR "inappropriate medication" OR misuse OR misuses OR overuse OR overuses)))) OR advanced_abstract_en:(advanced_title_en:(("over prescribe" OR "over prescribes" OR "over prescribing" OR "appropriate prescribing" OR "inappropriate prescribing" OR "safe prescribing" OR withdraw* OR depend* OR "inappropriate medication" OR misuse OR misuses OR overuse OR overuses)) OR advanced_abstract_en:(("over prescribe" OR "over prescribes" OR "over prescribing" OR "appropriate prescribing" OR "inappropriate prescribing" OR "safe prescribing" OR withdraw* OR depend* OR "inappropriate medication" OR misuse OR misuses OR overuse OR overuses)))))) AND (advanced_title_en:(opioid* OR opiate* OR narcotic* OR alfentanil* OR alphaprodine* OR buprenorphine* OR butorphanol* OR codeine* OR co-codamol* OR dextromoramide* OR dextropropoxyphene* OR diamorphine* OR dihydrocodeine* OR dihydromorphine* OR dipipanone* OR ethylmorphine* OR fentanyl* OR heroin* OR hydrocodone* OR hydromorphone* OR levorphanol* OR meperidine* OR meptazinol* OR methadone* OR morphine* OR oxycodone* OR oxymorphone* OR papaveretum* OR pentazocine* OR pethidine* OR phenazocine* OR promedol* OR remifentanil* OR sufentanil* OR tapentadol* OR tilidine* OR tramadol* OR z drug* OR z hypnotic* OR non-benzodiazepin* OR nonbenzodiazepin* OR imidazopyridines OR cyclopyrrolones OR pyrazolopyrimidines OR zolpidem OR zopiclone OR eszopiclone OR zaleplon OR benzodiazepin* OR bzd OR Alprazolam OR Chlordiazepoxide OR Clobazam OR Clonazepam OR Diazepam OR Flurazepam OR Loprazolam OR Lorazepam OR Lormetazepam OR Midazolam OR Nitrazepam OR Olanzapine OR Oxazepam OR Temazepam OR antidepress* OR anti depress* OR thymoanaleptic* OR thymoleptic* OR MAOI* OR NDRI* OR SSRI* OR SNRI* OR SNORI* OR SARI* OR RIMA* OR tricyclic* OR TCA* OR tetracyclic* OR TeCA* OR Agomelatine OR Aripiprazole OR Benactyzine OR Clorgyline OR Deanol OR Desvenlafaxine* OR Duloxetine* OR Flupentixol OR Iproniazid OR Isocarboxazid OR Levomilnacipran OR Lithium* OR Mirtazapine OR Moclobemide OR Nialamide OR Phenelzine OR Pizotyline OR Quetiapine* OR Reboxetine OR Rolipram OR Selegiline OR Sertraline OR Tranylcypromine OR Vilazodone* OR Vortioxetine OR 5-Hydroxytryptophan OR Amisulpride OR Bupropion OR Citalopram OR Escitalopram OR Fluoxetine OR Fluvoxamine OR Maprotiline OR Mianserin OR Paroxetine OR Quipazine OR Ritanserin OR Sulpiride OR Trazodone OR Tryptophan OR Venlafaxine OR Viloxazine OR Amitriptyline OR Amoxapine OR Clomipramine OR Desipramine OR Dothiepin OR Dosulepin OR Doxepin OR Imipramine OR Iprindole OR Lofepramine OR Nefazodone OR Nortriptyline OR Opipramol OR Protriptyline OR Trimipramine OR gabapentin* OR pregabalin*)) OR advanced_abstract_en:(opioid* OR opiate* OR narcotic* OR alfentanil* OR alphaprodine* OR buprenorphine* OR butorphanol* OR codeine* OR co-codamol* OR dextromoramide* OR dextropropoxyphene* OR diamorphine* OR dihydrocodeine* OR dihydromorphine* OR dipipanone* OR ethylmorphine* OR fentanyl* OR heroin* OR hydrocodone* OR hydromorphone* OR levorphanol* OR meperidine* OR meptazinol* OR methadone* OR morphine* OR oxycodone* OR oxymorphone* OR papaveretum* OR pentazocine* OR pethidine* OR phenazocine* OR promedol* OR remifentanil* OR sufentanil* OR tapentadol* OR tilidine* OR tramadol* OR z drug* OR z hypnotic* OR non-benzodiazepin* OR nonbenzodiazepin* OR imidazopyridines OR cyclopyrrolones OR pyrazolopyrimidines OR zolpidem OR
----	---

	<p>zopiclone OR eszopiclone OR zaleplon OR benzodiazepin* OR bzd OR Alprazolam OR Chlordiazepoxide OR Clobazam OR Clonazepam OR Diazepam OR Flurazepam OR Loprazolam OR Lorazepam OR Lormetazepam OR Midazolam OR Nitrazepam OR Olanzapine OR Oxazepam OR Temazepam OR antidepress* OR anti depress* OR thymoanaleptic* OR thymoleptic* OR MAOI* OR NDRI* OR SSRI* OR SNRI* OR SNORI* OR SARI* OR RIMA* OR tricyclic* OR TCA* OR tetracyclic* OR TeCA* OR Agomelatine OR Aripiprazole OR Benactyzine OR Clorgyline OR Deanol OR Desvenlafaxine* OR Duloxetine* OR Flupentixol OR Iproniazid OR Isocarboxazid OR Levomilnacipran OR Lithium* OR Mirtazapine OR Moclobemide OR Nialamide OR Phenelzine OR Pizotyline OR Quetiapine* OR Reboxetine OR Rolipram OR Selegiline OR Sertraline OR Tranylcypramine OR Vilazodone* OR Vortioxetine OR 5-Hydroxytryptophan OR Amisulpride OR Bupropion OR Citalopram OR Escitalopram OR Fluoxetine OR Fluvoxamine OR Maprotiline OR Mianserin OR Paroxetine OR Quipazine OR Ritanserin OR Sulpiride OR Trazodone OR Tryptophan OR Venlafaxine OR Viloxazine OR Amitriptyline OR Amoxapine OR Clomipramine OR Desipramine OR Dothiepin OR Dosulepin OR Doxepin OR Imipramine OR Iprindole OR Lofepamine OR Nefazodone OR Nortriptyline OR Opipramol OR Protriptyline OR Trimipramine OR gabapentin* OR pregabalin*))</p>
--	---

Health and evidence

1.	<p>[("over prescribe" OR "over prescribes" OR "over prescribing" OR "appropriate prescribing" OR "inappropriate prescribing" OR "safe prescribing" OR withdraw* OR depend* OR "inappropriate medication" OR misuse OR misuses OR overuse OR overuses) OR abstract:(("over prescribe" OR "over prescribes" OR "over prescribing" OR "appropriate prescribing" OR "inappropriate prescribing" OR "safe prescribing" OR withdraw* OR depend* OR "inappropriate medication" OR misuse OR misuses OR overuse OR overuses)) AND ((opioid* OR opiate* OR narcotic* OR alfentanil* OR alphaprodine* OR buprenorphine* OR butorphanol* OR codeine* OR co-codamol* OR dextromoramide* OR dextropropoxyphene* OR diamorphine* OR dihydrocodeine* OR dihydromorphine* OR dipipanone* OR ethylmorphine* OR fentanyl* OR heroin* OR hydrocodone* OR hydromorphone* OR levorphanol* OR meperidine* OR meptazinol* OR methadone* OR morphine* OR oxycodone* OR oxymorphone* OR papaveretum* OR pentazocine* OR pethidine* OR phenazocine* OR promedol* OR remifentanyl* OR sufentanil* OR tapentadol* OR tilidine* OR tramadol* OR z drug* OR z hypnotic* OR non-benzodiazepin* OR nonbenzodiazepin* OR imidazopyridines OR cyclopyrrolones OR pyrazolopyrimidines OR zolpidem OR zopiclone OR eszopiclone OR zaleplon OR benzodiazepin* OR bzd OR Alprazolam OR Chlordiazepoxide OR Clobazam OR Clonazepam OR Diazepam OR Flurazepam OR Loprazolam OR Lorazepam OR Lormetazepam OR Midazolam OR Nitrazepam OR Olanzapine OR Oxazepam OR Temazepam OR antidepress* OR anti depress* OR thymoanaleptic* OR thymoleptic* OR MAOI* OR NDRI* OR SSRI* OR SNRI* OR SNORI* OR SARI* OR RIMA* OR tricyclic* OR TCA* OR tetracyclic* OR TeCA* OR Agomelatine OR Aripiprazole OR Benactyzine OR Clorgyline OR Deanol OR Desvenlafaxine* OR Duloxetine* OR Flupentixol OR Iproniazid OR Isocarboxazid OR Levomilnacipran OR Lithium* OR Mirtazapine OR Moclobemide OR Nialamide OR Phenelzine OR Pizotyline OR Quetiapine* OR Reboxetine OR Rolipram OR Selegiline OR Sertraline OR Tranylcypramine OR Vilazodone* OR Vortioxetine OR 5-Hydroxytryptophan OR Amisulpride OR Bupropion OR Citalopram OR Escitalopram OR Fluoxetine OR Fluvoxamine OR Maprotiline OR Mianserin OR Paroxetine OR Quipazine OR Ritanserin OR Sulpiride OR Trazodone OR Tryptophan OR Venlafaxine OR Viloxazine OR Amitriptyline OR Amoxapine OR Clomipramine OR Desipramine OR Dothiepin OR Dosulepin OR Doxepin OR Imipramine OR Iprindole OR Lofepamine OR Nefazodone OR Nortriptyline OR Opipramol OR Protriptyline OR Trimipramine OR gabapentin* OR pregabalin*))]</p>
----	---

CINAHL (EBSCO) search terms

S1.	(MH "Substance Use Disorders") OR (MH "Substance Withdrawal Syndrome") OR (MH "Inappropriate Prescribing") OR (MH "Drugs, Prescription")
-----	--

S2.	TI ((over* or inappropriate or misus* or abuse* or abusing or long* term or longterm or short* term or short term or abstinen* or abstain* or stop* or cessat* or reduc* or taper* or discontinu* or safe* or manag* or withdraw* or depend*) n2 (drug* or medicine* or medicat* or medical* or pharm*))
S3.	AB ((over* or inappropriate or misus* or abuse* or abusing or long* term or longterm or short* term or short term or abstinen* or abstain* or stop* or cessat* or reduc* or taper* or discontinu* or safe* or manag* or withdraw* or depend*) n2 (drug* or medicine* or medicat* or medical* or pharm*))
S4.	TI ((over* or inappropriate or misus* or abuse* or abusing or long* term or longterm or short* term or short term or abstinen* or abstain* or stop* or cessat* or reduc* or taper* or discontinu* or safe* or manag* or withdraw* or innapropriate) n3 (prescription* or prescrib*))
S5.	AB ((over* or inappropriate or misus* or abuse* or abusing or long* term or longterm or short* term or short term or abstinen* or abstain* or stop* or cessat* or reduc* or taper* or discontinu* or safe* or manag* or withdraw* or innapropriate) n3 (prescription* or prescrib*))
S6.	TI (addict* n3 (prescription* or prescrib* or medicat* or medicine* or medical* or pharm*))
S7.	AB (addict* n3 (prescription* or prescrib* or medicat* or medicine* or medical* or pharm*))
S8.	TI (deprescription* or de-prescription* or deprescrib* or de-prescrib*)
S9.	AB (deprescription* or de-prescription* or deprescrib* or de-prescrib*)
S10.	TI ((therap* or treat*) n2 (manag* or substit*))
S11.	AB ((therap* or treat*) n2 (manag* or substit*))
S12.	TI ((withdraw* or abstinen* or abstain* or stop* or cessat* or reduc* or taper* or discontinu*) n2 symptom*)
S13.	AB ((withdraw* or abstinen* or abstain* or stop* or cessat* or reduc* or taper* or discontinu*) n2 symptom*)
S14.	S1 OR S2 OR S3 OR S4 OR S5 OR S6 OR S7 OR S8 OR S9 OR S10 OR S11 OR S12 OR S13
S15.	PT anecdote or PT audiovisual or PT bibliography or PT biography or PT book or PT book review or PT brief item or PT cartoon or PT commentary or PT computer program or PT editorial or PT games or PT glossary or PT historical material or PT interview or PT letter or PT listservs or PT masters thesis or PT obituary or PT pamphlet or PT pamphlet chapter or PT pictorial or PT poetry or PT proceedings or PT "questions and answers" or PT response or PT software or PT teaching materials or PT website
S16.	S14 NOT S15
S17.	(MH "Narcotics+") OR (MH "Antianxiety Agents, Benzodiazepine+") OR (MH "Antidepressive Agents+") OR (MH "Antidepressive Agents, Second Generation+") OR (MH "Antidepressive Agents, Tricyclic+") OR (MH "Zolpidem") OR (MH "Eszopiclone") OR (MH "Analgesics, Opioid+")
S18.	TI ((analgesic* n3 narcotic n3 agent*) or (opioid* or opiate*))
S19.	AB ((analgesic* n3 narcotic n3 agent*) or (opioid* or opiate*))
S20.	TI (alfentanil* or alphaprodine* or buprenorphine* or butorphanol* or codeine* or co-codamol* or dextromoramide* or dextropropoxyphene* or diamorphine* or dihydrocodeine* or dihydromorphine* or dipipanone* or ethylmorphine* or fentanyl* or heroin* or hydrocodone* or hydromorphone* or levorphanol* or meperidine* or meptazinol* or methadone* or morphine* or oxycodone* or oxymorphone* or papaveretum* or pentazocine* or pethidine* or phenazocine* or promedol* or remifentanil* or sufentanil* or tapentadol* or tilidine* or tramadol*)
S21.	AB (alfentanil* or alphaprodine* or buprenorphine* or butorphanol* or codeine* or co-codamol* or dextromoramide* or dextropropoxyphene* or diamorphine* or dihydrocodeine* or dihydromorphine* or dipipanone* or ethylmorphine* or fentanyl* or heroin* or hydrocodone* or hydromorphone* or levorphanol* or meperidine* or meptazinol* or methadone* or morphine* or oxycodone* or oxymorphone* or

	papaveretum* or pentazocine* or pethidine* or phenazocine* or promedol* or remifentanil* or sufentanil* or tapentadol* or tilidine* or tramadol*)
S22.	TI (z drug* or z hypnotic* or non-benzodiazepin* or nonbenzodiazepin* or imidazopyridines or cyclopyrrolones or pyrazolopyrimidines or zolpidem or zopiclone or eszopiclone or zaleplon)
S23.	AB (z drug* or z hypnotic* or non-benzodiazepin* or nonbenzodiazepin* or imidazopyridines or cyclopyrrolones or pyrazolopyrimidines or zolpidem or zopiclone or eszopiclone or zaleplon)
S24.	TI (generation n3 hypnotic*)
S25.	AB (generation n3 hypnotic*)
S26.	TI (benzodiazepin* or bzd or Alprazolam or Chlordiazepoxide or Clobazam or Clonazepam or Diazepam or Flurazepam or Loprazolam or Lorazepam or Lormetazepam or Midazolam or Nitrazepam or Olanzapine or Oxazepam or Temazepam)
S27.	AB (benzodiazepin* or bzd or Alprazolam or Chlordiazepoxide or Clobazam or Clonazepam or Diazepam or Flurazepam or Loprazolam or Lorazepam or Lormetazepam or Midazolam or Nitrazepam or Olanzapine or Oxazepam or Temazepam)
S28.	TI (antidepress* or anti depress* or thymoanaleptic* or thymoleptic* or MAOI* or "monoamine oxidase inhibit*" or "Norepinephrine and dopamine reuptake inhibit*" or NDRI* or "Selective serotonin reuptake inhibit*" or SSRI* or "Serotonin and norepinephrine reuptake inhibit*" or SNRI* or SNORI* or "Serotonin antagonist and reuptake inhibit*" or SARI* or "Reversible Monoamine Oxidase Inhibit*" or RIMA* or tricyclic* or TCA* or tetracyclic* or TeCA*)
S29.	AB (antidepress* or anti depress* or thymoanaleptic* or thymoleptic* or MAOI* or "monoamine oxidase inhibit*" or "Norepinephrine and dopamine reuptake inhibit*" or NDRI* or "Selective serotonin reuptake inhibit*" or SSRI* or "Serotonin and norepinephrine reuptake inhibit*" or SNRI* or SNORI* or "Serotonin antagonist and reuptake inhibit*" or SARI* or "Reversible Monoamine Oxidase Inhibit*" or RIMA* or tricyclic* or TCA* or tetracyclic* or TeCA*)
S30.	TI (Agomelatine or Aripiprazole or Benactyzine or Clorgyline or Deanol or Desvenlafaxine* or Duloxetine* or Flupentixol or Iproniazid or Isocarboxazid or Levomilnacipran or Lithium* or Mirtazapine or Moclobemide or Nialamide or Phenelzine or Pizotyline or Quetiapine* or Reboxetine or Rolipram or Selegiline or Sertraline or Tranylcypromine or Vilazodone* or Vortioxetine)
S31.	AB (Agomelatine or Aripiprazole or Benactyzine or Clorgyline or Deanol or Desvenlafaxine* or Duloxetine* or Flupentixol or Iproniazid or Isocarboxazid or Levomilnacipran or Lithium* or Mirtazapine or Moclobemide or Nialamide or Phenelzine or Pizotyline or Quetiapine* or Reboxetine or Rolipram or Selegiline or Sertraline or Tranylcypromine or Vilazodone* or Vortioxetine)
S32.	TI (5-Hydroxytryptophan or Amisulpride or Bupropion or Citalopram or Escitalopram or Fluoxetine or Fluvoxamine or Maprotiline or Mianserin or Paroxetine or Quipazine or Ritanserin or Sulpiride or Trazodone or Tryptophan or Venlafaxine or Viloxazine)
S33.	AB (5-Hydroxytryptophan or Amisulpride or Bupropion or Citalopram or Escitalopram or Fluoxetine or Fluvoxamine or Maprotiline or Mianserin or Paroxetine or Quipazine or Ritanserin or Sulpiride or Trazodone or Tryptophan or Venlafaxine or Viloxazine)
S34.	TI (Amitriptyline or Amoxapine or Clomipramine or Desipramine or Dothiepin or Dosulepin or Doxepin or Imipramine or Iprindole or Lofepramine or Nefazodone or Nortriptyline or Opipramol or Protriptyline or Trimipramine)
S35.	AB (Amitriptyline or Amoxapine or Clomipramine or Desipramine or Dothiepin or Dosulepin or Doxepin or Imipramine or Iprindole or Lofepramine or Nefazodone or Nortriptyline or Opipramol or Protriptyline or Trimipramine)
S36.	(MH "Gabapentin") OR (MH "Pregabalin")
S37.	TI (gabapentin* or pregabalin*)
S38.	AB (gabapentin* or pregabalin*)

S39.	S17 OR S18 OR S19 OR S20 OR S21 OR S22 OR S23 OR S24 OR S25 OR S26 OR S27 OR S28 OR S29 OR S30 OR S31 OR S32 OR S33 OR S34 OR S35 OR S36 OR S37 OR S38
S40.	S16 AND S39
S41.	TI ((withdraw* or prescription* or prescrib*) n2 opi*) OR AB ((withdraw* or prescription* or prescrib*) n2 opi*)
S42.	S40 OR S41
S43.	(MH "Qualitative Studies+")
S44.	(MH "Qualitative Validity+")
S45.	(MH "Interviews+") OR (MH "Focus Groups") OR (MH "Surveys") OR (MH "Questionnaires+")
S46.	(qualitative or interview* or focus group* or theme* or questionnaire* or survey*)
S47.	(metasynthes* or meta-synthes* or metasummar* or meta-summar* or metastud* or meta-stud* or metathem* or meta-them* or ethno* or emic or etic or phenomenolog* or grounded theory or constant compar* or (thematic* adj3 analys*) or theoretical sampl* or purposive sampl* or hermeneutic* or heidegger* or husserl* or colaizzi* or van kaam* or van manen* or giorgi* or glaser* or strauss* or ricoeur* or spiegelberg* or merleau*)
S48.	S42 OR S43 OR S44 OR S45 OR S46
S49.	S42 and S48

PsycINFO (ProQuest) search terms

1.	"Substance Use Disorder"/ or "Substance Related and Addictive Disorders"/ or Prescription Drug Misuse/ or Drug Withdrawal/
2.	((over* or inappropriate or misus* or abuse* or abusing or long* term or longterm or short* term or short term or abstinen* or abstain* or stop* or cessat* or reduc* or taper* or discontinu* or safe* or manag* or withdraw* or depend*) adj2 (drug* or medicine* or medicat* or medical* or pharm*)).ti,ab.
3.	((over* or inappropriate or misus* or abuse* or abusing or long* term or longterm or short* term or short term or abstinen* or abstain* or stop* or cessat* or reduc* or taper* or discontinu* or safe* or manag* or withdraw* or innappropriate) adj3 (prescription* or prescrib*)).ti,ab.
4.	(addict* adj3 (prescription* or prescrib* or medicat* or medicine* or medical* or pharm*)).ti,ab.
5.	(deprescription* or de-prescription* or deprescrib* or de-prescrib*).ti,ab.
6.	((therap* or treat*) adj2 (manag* or substit*)).ti,ab.
7.	((drug* or medic*) adj2 (prescription* or prescrib*)).ti,ab.
8.	((withdraw* or abstinen* or abstain* or stop* or cessat* or reduc* or taper* or discontinu*) adj2 symptom*).ti,ab.
9.	or/1-8
10.	((withdraw* or prescription* or prescrib*) adj2 opi*).ti,ab.
11.	"opioid use disorder"/
12.	10 or 11
13.	exp narcotic drugs/
14.	((analgesic* adj3 narcotic) or (opioid* or opiate*)).ti,ab.
15.	(alfentanil* or alphaprodine* or buprenorphine* or butorphanol* or codeine* or co-codamol* or dextromoramide* or dextropropoxyphene* or diamorphine* or dihydrocodeine* or dihydromorphine* or dipipanone* or ethylmorphine* or fentanyl* or heroin* or hydrocodone* or hydromorphone* or levorphanol* or meperidine* or meptazinol* or methadone* or morphine* or oxycodone* or oxymorphone* or papaveretum* or pentazocine* or pethidine* or phenazocine* or promedol* or remifentanil* or sufentanil* or tapentadol* or tilidine* or tramadol*).ti,ab.

16.	(z drug* or z hypnotic* or non-benzodiazepin* or nonbenzodiazepin* or imidazopyridines or cyclopyrrolones or pyrazolopyrimidines or zolpidem or zopiclone or eszopiclone or zaleplon).ti,ab.
17.	(generation adj3 hypnotic*).ti,ab.
18.	exp Benzodiazepines/
19.	(benzodiazepin* or bzd or Alprazolam or Chlordiazepoxide or Clobazam or Clonazepam or Diazepam or Flurazepam or Loprazolam or Lorazepam or Lormetazepam or Midazolam or Nitrazepam or Olanzapine or Oxazepam or Temazepam).ti,ab.
20.	exp antidepressant drugs/
21.	(antidepress* or anti depress* or thymoanaleptic* or thymoleptic* or MAOI* or "monoamine oxidase inhibit*" or "Norepinephrine and dopamine reuptake inhibit*" or NDRI* or "Selective serotonin reuptake inhibit*" or SSRI* or "Serotonin and norepinephrine reuptake inhibit*" or SNRI*" or SNORI* or "Serotonin antagonist and reuptake inhibit*" or SARI* or "Reversible Monoamine Oxidase Inhibit*" or RIMA* or tricyclic* or TCA* or tetracyclic* or TeCA*).ti,ab.
22.	(Agomelatine or Aripiprazole or Benactyzine or Clorgyline or Deanol or Desvenlafaxine* or Duloxetine* or Flupentixol or Iproniazid or Isocarboxazid or Levomilnacipran or Lithium* or Mirtazapine or Moclobemide or Nialamide or Phenelzine or Pizotyline or Quetiapine* or Reboxetine or Rolipram or Selegiline or Sertraline or Tranylcypromine or Vilazodone* or Vortioxetine).ti,ab.
23.	(5-Hydroxytryptophan or Amisulpride or Bupropion or Citalopram or Escitalopram or Fluoxetine or Fluvoxamine or Maprotiline or Mianserin or Paroxetine or Quipazine or Ritanserin or Sulpiride or Trazodone or Tryptophan or Venlafaxine or Viloxazine).ti,ab.
24.	(Amitriptyline or Amoxapine or Clomipramine or Desipramine or Dothiepin or Dosulepin or Doxepin or Imipramine or Iprindole or Lofepramine or Nefazodone or Nortriptyline or Opipramol or Protriptyline or Trimipramine).ti,ab.
25.	Gabapentin/ or pregabalin/
26.	(gabapentin* or pregabalin*).ti,ab.
27.	or/13-26
28.	9 and 27
29.	12 or 28
30.	exp Qualitative Methods/ or Narratives/ or exp Questionnaires/ or exp Interviews/ or exp Health Care Services/
31.	(qualitative or interview* or focus group* or theme* or questionnaire* or survey*).ti,ab.
32.	(metasynthes* or meta-synthes* or metasummar* or meta-summar* or metastud* or meta-stud* or metathem* or meta-them* or ethno* or emic or etic or phenomenolog* or grounded theory or constant compar* or (thematic* adj3 analys*) or theoretical-sampl* or purposive-sampl* or hermeneutic* or heidegger* or husserl* or colaizzi* or van kaam* or van manen* or giorgi* or glaser* or strauss* or ricoeur* or spiegelberg* or merleau*).ti,ab.
33.	or/30-32
34.	29 and 33
35.	limit 34 to English language

ASSIA (ProQuest) search terms

1.	((TI,AB:withdraw* or abstinen* or abstain* or stop* or cessat* or reduc* or taper* or discontinu* N/2 symptom*) AND (MAINSUBJECT.EXACT("Gabapentin") OR MAINSUBJECT.EXACT.EXPLODE("Narcotics") OR MAINSUBJECT.EXACT.EXPLODE("Benzodiazepines") OR MAINSUBJECT.EXACT.EXPLODE("Antidepressant drugs") OR MAINSUBJECT.EXACT("Zolpidem") OR ti,ab(opioid* OR opiate*) OR ti,ab(alfentanil* OR alphaprodine* OR buprenorphine* OR butorphanol* OR codeine* OR co-codamol* OR dextromoramide* OR dextropropoxyphene* OR diamorphine* OR dihydrocodeine* OR dihydromorphine* OR dipipanone* OR ethylmorphine* OR fentanyl* OR heroin*
----	--

	<p>OR hydrocodone* OR hydromorphone* OR levorphanol* OR meperidine* OR meptazinol* OR methadone* OR morphine* OR oxycodone* OR oxymorphone* OR papaveretum* OR pentazocine* OR pethidine* OR phenazocine* OR promedol* OR remifentanil* OR sufentanil* OR tapentadol* OR tilidine* OR tramadol*) OR ti,ab(z drug* OR z hypnotic* OR non-benzodiazepin* OR nonbenzodiazepin* OR imidazopyridines OR cyclopyrrolones OR pyrazolopyrimidines OR zolpidem OR zopiclone OR eszopiclone OR zaleplon) OR ti,ab(generation NEAR/3 hypnotic*) OR ti,ab(benzodiazepin* OR bzd OR Alprazolam OR Chlordiazepoxide OR Clobazam OR Clonazepam OR Diazepam OR Flurazepam OR Loprazolam OR Lorazepam OR Lormetazepam OR Midazolam OR Nitrazepam OR Olanzapine OR Oxazepam OR Temazepam)) AND (MAINSUBJECT.EXACT.EXPLODE("Interviews") OR MAINSUBJECT.EXACT.EXPLODE("Qualitative research") OR MAINSUBJECT.EXACT.EXPLODE("Questionnaires") OR MAINSUBJECT.EXACT.EXPLODE("Narratives") OR ti,ab(qualitative or interview* or focus group* or theme* or questionnaire* or survey*) or ti,ab(metasynthes* or meta-synthes* or metasummar* or meta-summar* or metastud* or meta-stud* or metathem* or meta-them* or ethno* or emic or etic or phenomenolog* or grounded theory or constant compar* or (thematic* near/3 analys*) or theoretical-sampl* or purposive-sampl* or hermeneutic* or heidegger* or husserl* or colaizzi* or van kaam* or van manen* or giorgi* or glaser* or strauss* or ricoeur* or spiegelberg* or merleau*)) NOT (((MAINSUBJECT.EXACT("Substance dependency") OR MAINSUBJECT.EXACT("Substance abuse disorders") OR MAINSUBJECT.EXACT("Overprescribing") OR MAINSUBJECT.EXACT("Withdrawal symptoms") OR MAINSUBJECT.EXACT("Withdrawal")) OR ti,ab(over* or inappropriate or misus* or abuse* or abusing or long* term or longterm or short* term or short term or abstinen* or abstain* or stop* or cessat* or reduc* or taper* or discontinu* or safe* or manag* or withdraw* or addict* or depend*) OR ti,ab(prescription* OR prescrib*) OR ti,ab(deprescription* OR de-prescription* OR deprescrib* OR de-prescrib*)) AND (MAINSUBJECT.EXACT("Gabapentin") OR MAINSUBJECT.EXACT.EXPLODE("Narcotics") OR MAINSUBJECT.EXACT.EXPLODE("Benzodiazepines") OR MAINSUBJECT.EXACT.EXPLODE("Antidepressant drugs") OR MAINSUBJECT.EXACT("Zolpidem") OR ti,ab(opioid* OR opiate*) OR ti,ab(alfentanil* OR alphaprodine* OR buprenorphine* OR butorphanol* OR codeine* OR co-codamol* OR dextromoramide* OR dextropropoxyphene* OR diamorphine* OR dihydrocodeine* OR dihydromorphine* OR dipipanone* OR ethylmorphine* OR fentanyl* OR heroin* OR hydrocodone* OR hydromorphone* OR levorphanol* OR meperidine* OR meptazinol* OR methadone* OR morphine* OR oxycodone* OR oxymorphone* OR papaveretum* OR pentazocine* OR pethidine* OR phenazocine* OR promedol* OR remifentanil* OR sufentanil* OR tapentadol* OR tilidine* OR tramadol*) OR ti,ab(z drug* OR z hypnotic* OR non-benzodiazepin* OR nonbenzodiazepin* OR imidazopyridines OR cyclopyrrolones OR pyrazolopyrimidines OR zolpidem OR zopiclone OR eszopiclone OR zaleplon) OR ti,ab(generation NEAR/3 hypnotic*) OR ti,ab(benzodiazepin* OR bzd OR Alprazolam OR Chlordiazepoxide OR Clobazam OR Clonazepam OR Diazepam OR Flurazepam OR Loprazolam OR Lorazepam OR Lormetazepam OR Midazolam OR Nitrazepam OR Olanzapine OR Oxazepam OR Temazepam))) AND (MAINSUBJECT.EXACT.EXPLODE("Interviews") OR MAINSUBJECT.EXACT.EXPLODE("Qualitative research") OR MAINSUBJECT.EXACT.EXPLODE("Questionnaires") OR MAINSUBJECT.EXACT.EXPLODE("Narratives") OR ti,ab(qualitative or interview* or focus group* or theme* or questionnaire* or survey*) or ti,ab(metasynthes* or meta-synthes* or metasummar* or meta-summar* or metastud* or meta-stud* or metathem* or meta-them* or ethno* or emic or etic or phenomenolog* or grounded theory or constant compar* or (thematic* near/3 analys*) or theoretical-sampl* or purposive-sampl* or hermeneutic* or heidegger* or husserl* or colaizzi* or van kaam* or van manen* or giorgi* or glaser* or strauss* or ricoeur* or spiegelberg* or merleau*))</p>
--	---

B.2 Health Economics literature search strategy

Health economic evidence was identified by conducting searches with the terms used in the clinical search for prescription withdrawal and drug types. The NHS Economic Evaluation Database (NHS EED - this ceased to be updated after 31st March 2015) and the Health Technology Assessment database (HTA - this ceased to be updated from 31st March 2018) were searched via the Centre for Research and Dissemination (CRD). Searches for recent evidence were run on Medline and Embase from 2014 onwards for health economics, and all years for economic modelling and quality of life studies.

Table 21: Database date parameters and filters used

Database	Dates searched	Search filter used
Medline	Health Economics 1 January 2014 – 17 June 2021	Health economics studies Quality of life studies Modelling studies
	Quality of Life 1946 – 17 June 2021	Exclusions (animal studies, letters, comments)
	Modelling 1946 – 17 June 2021	
Embase	Health Economics 1 January 2014 – 17 June 2021	Health economics studies Quality of life studies Modelling studies
	Quality of Life 1974 – 17 June 2021	Exclusions (animal studies, letters, comments)
	Modelling 1974 – 17 June 2021	
Centre for Research and Dissemination (CRD)	NHSEED Inception – 31 March 2015	None
	HTA Inception – 31 March 2018	

Medline (Ovid) search terms

1.	*substance-related disorders/ or *narcotic-related disorders/
2.	*Substance Withdrawal Syndrome/
3.	exp Inappropriate Prescribing/
4.	*Medical Overuse/
5.	exp Prescription Drug Misuse/
6.	exp Deprescriptions/
7.	Medication Therapy Management/
8.	((over* or inappropriate or misus* or abuse* or abusing or long* term or longterm or short* term or short term or abstinen* or abstain* or stop* or cessat* or reduc* or taper* or discontinu* or safe* or manag* or withdraw* or depend*) adj2 (drug* or medicine* or medicat* or medical* or pharm*)).ti,ab.

9.	((over* or inappropriate or misus* or abuse* or abusing or long* term or longterm or short* term or short term or abstinen* or abstain* or stop* or cessat* or reduc* or taper* or discontinu* or safe* or manag* or withdraw*) adj3 (prescription* or prescrib*)).ti,ab.
10.	(addict* adj3 (prescription* or prescrib* or medicat* or medicine* or medical* or pharm*)).ti,ab.
11.	(deprescription* or de-prescription* or deprescrib* or de-prescrib*).ti,ab.
12.	((therap* or treat*) adj2 (manag* or substit*)).ti,ab.
13.	((withdraw* or abstinen* or abstain* or stop* or cessat* or reduc* or taper* or discontinu*) adj2 symptom*).ti,ab.
14.	((drug* or medic*) adj2 (prescription* or prescrib*)).ti,ab.
15.	or/1-14
16.	((withdraw* or prescription* or prescrib*) adj2 opi*).ti,ab.
17.	Opiate Substitution Treatment/ or *Opioid-related disorders/
18.	or/16-17
19.	letter/
20.	editorial/
21.	news/
22.	exp historical article/
23.	Anecdotes as Topic/
24.	comment/
25.	case report/
26.	(letter or comment*).ti.
27.	or/19-26
28.	randomized controlled trial/ or random*.ti,ab.
29.	27 not 28
30.	animals/ not humans/
31.	exp Animals, Laboratory/
32.	exp Animal Experimentation/
33.	exp Models, Animal/
34.	exp Rodentia/
35.	(rat or rats or mouse or mice or rodent*).ti.
36.	or/29-35
37.	(exp child/ or exp pediatrics/ or exp infant/) not (exp adolescent/ or exp adult/ or exp middle age/ or exp aged/)
38.	15 not (36 or 37)
39.	limit 38 to English language
40.	18 not (36 or 37)
41.	limit 40 to English language
42.	exp Narcotics/
43.	((analgesic* adj3 narcotic) or (opioid* or opiate*)).ti,ab.
44.	(alfentanil* or alphaprodine* or buprenorphine* or butorphanol* or codeine* or co-codamol* or dextromoramide* or dextropropoxyphene* or diamorphine* or dihydrocodeine* or dihydromorphine* or dipipanone* or ethylmorphine* or fentanyl* or heroin* or hydrocodone* or hydromorphone* or levorphanol* or meperidine* or meptazinol* or methadone* or morphine* or oxycodone* or oxymorphone* or papaveretum* or pentazocine* or pethidine* or phenazocine* or promedol* or remifentanil* or sufentanil* or tapentadol* or tilidine* or tramadol*).ti,ab.

45.	(z drug* or z hypnotic* or non-benzodiazepin* or nonbenzodiazepin* or imidazopyridines or cyclopyrrolones or pyrazolopyrimidines or zolpidem or zopiclone or eszopiclone or zaleplon).ti,ab.
46.	Zolpidem/ or Eszopiclone/
47.	(generation adj3 hypnotic*).ti,ab.
48.	exp Benzodiazepines/
49.	(benzodiazepin* or bzd or Alprazolam or Chlordiazepoxide or Clobazam or Clonazepam or Diazepam or Flurazepam or Loprazolam or Lorazepam or Lormetazepam or Midazolam or Nitrazepam or Olanzapine or Oxazepam or Temazepam).ti,ab.
50.	exp Antidepressive Agents/
51.	(antidepress* or anti depress* or thymoanaleptic* or thymoleptic* or MAOI* or "monoamine oxidase inhibit*" or "Norepinephrine and dopamine reuptake inhibit*" or NDRI* or "Selective serotonin reuptake inhibit*" or SSRI* or "Serotonin and norepinephrine reuptake inhibit*" or SNRI* or SNORI* or "Serotonin antagonist and reuptake inhibit*" or SARI* or "Reversible Monoamine Oxidase Inhibit*" or RIMA* or tricyclic* or TCA* or tetracyclic* or TeCA*).ti,ab.
52.	exp Flupenthixol/
53.	(Agomelatine or Aripiprazole or Benactyzine or Clorgyline or Deanol or Desvenlafaxine* or Duloxetine* or Flupentixol or Iproniazid or Isocarboxazid or Levomilnacipran or Lithium* or Mirtazapine or Moclobemide or Nialamide or Phenelzine or Pizotiline or Quetiapine* or Reboxetine or Rolipram or Selegiline or Sertraline or Tranylcypromine or Vilazodone* or Vortioxetine).ti,ab.
54.	(5-Hydroxytryptophan or Amisulpride or Bupropion or Citalopram or Escitalopram or Fluoxetine or Fluvoxamine or Maprotiline or Mianserin or Paroxetine or Quipazine or Ritanserin or Sulpiride or Trazodone or Tryptophan or Venlafaxine or Viloxazine).ti,ab.
55.	(Amitriptyline or Amoxapine or Clomipramine or Desipramine or Dothiepin or Dosulepin or Doxepin or Imipramine or Iprindole or Lofepramine or Nefazodone or Nortriptyline or Pipramol or Protriptyline or Trimipramine).ti,ab.
56.	gabapentin/ or pregabalin/
57.	(gabapentin* or pregabalin*).ti,ab.
58.	or/42-57
59.	39 and 58
60.	41 or 59
61.	quality-adjusted life years/
62.	sickness impact profile/
63.	(quality adj2 (wellbeing or well being)).ti,ab.
64.	sickness impact profile.ti,ab.
65.	disability adjusted life.ti,ab.
66.	(qal* or qtime* or qwb* or daly*).ti,ab.
67.	(euroqol* or eq5d* or eq 5*).ti,ab.
68.	(qol* or hq1* or hqol* or h qol* or hrqol* or hr qol*).ti,ab.
69.	(health utility* or utility score* or disutilit* or utility value*).ti,ab.
70.	(hui or hui1 or hui2 or hui3).ti,ab.
71.	(health* year* equivalent* or hye or hyes).ti,ab.
72.	discrete choice*.ti,ab.
73.	rosser.ti,ab.
74.	(willingness to pay or time tradeoff or time trade off or tto or standard gamble*).ti,ab.
75.	(sf36* or sf 36* or short form 36* or shortform 36* or shortform36*).ti,ab.
76.	(sf20 or sf 20 or short form 20 or shortform 20 or shortform20).ti,ab.

77.	(sf12* or sf 12* or short form 12* or shortform 12* or shortform12*).ti,ab.
78.	(sf8* or sf 8* or short form 8* or shortform 8* or shortform8*).ti,ab.
79.	(sf6* or sf 6* or short form 6* or shortform 6* or shortform6*).ti,ab.
80.	or/61-79
81.	exp models, economic/
82.	*Models, Theoretical/
83.	*Models, Organizational/
84.	markov chains/
85.	monte carlo method/
86.	exp Decision Theory/
87.	(markov* or monte carlo).ti,ab.
88.	econom* model*.ti,ab.
89.	(decision* adj2 (tree* or analy* or model*)).ti,ab.
90.	or/81-89
91.	economics/
92.	value of life/
93.	exp "costs and cost analysis"/
94.	exp Economics, Hospital/
95.	exp Economics, medical/
96.	Economics, nursing/
97.	economics, pharmaceutical/
98.	exp "Fees and Charges"/
99.	exp budgets/
100.	budget*.ti,ab.
101.	cost*.ti.
102.	(economic* or pharmaco?economic*).ti.
103.	(price* or pricing*).ti,ab.
104.	(cost* adj2 (effectiv* or utilit* or benefit* or minimi* or unit* or estimat* or variable*)).ab.
105.	(financ* or fee or fees).ti,ab.
106.	(value adj2 (money or monetary)).ti,ab.
107.	or/91-106
108.	60 and (80 or 90 or 107)

Embase (Ovid) search terms

1.	*drug dependence/
2.	*withdrawal syndrome/
3.	exp inappropriate prescribing/
4.	deprescription/
5.	exp prescription drug misuse/
6.	medication therapy management/
7.	((over* or inappropriate or misus* or abuse* or abusing or long* term or longterm or short* term or short term or abstinen* or abstain* or stop* or cessat* or reduc* or taper* or discontinu* or safe* or manag* or withdraw* or depend*) adj2 (drug* or medicine* or medicat* or medical* or pharm*)).ti,ab.

8.	((over* or inappropriate or misus* or abuse* or abusing or long* term or longterm or short* term or short term or abstinen* or abstain* or stop* or cessat* or reduc* or taper* or discontinu* or safe* or manag* or withdraw*) adj3 (prescription* or prescrib*)).ti,ab.
9.	(addict* adj3 (prescription* or prescrib* or medicat* or medicine* or medical* or pharm*)).ti,ab.
10.	(deprescription* or de-prescription* or deprescrib* or de-prescrib*).ti,ab.
11.	((therap* or treat*) adj2 (manag* or substit*)).ti,ab.
12.	((withdraw* or abstinen* or abstain* or stop* or cessat* or reduc* or taper* or discontinu*) adj2 symptom*).ti,ab.
13.	((drug* or medic*) adj2 (prescription* or prescrib*)).ti,ab.
14.	or/1-13
15.	((withdraw* or prescription* or prescrib*) adj2 (opioid* or opiate*)).ti,ab.
16.	*benzodiazepine dependence/
17.	Opiate Substitution Treatment/
18.	or/15-17
19.	letter.pt. or letter/
20.	note.pt.
21.	editorial.pt.
22.	case report/ or case study/
23.	(letter or comment*).ti.
24.	or/19-23
25.	randomized controlled trial/ or random*.ti,ab.
26.	24 not 25
27.	animal/ not human/
28.	nonhuman/
29.	exp Animal Experiment/
30.	exp Experimental Animal/
31.	animal model/
32.	exp Rodent/
33.	(rat or rats or mouse or mice or rodent*).ti.
34.	or/26-33
35.	(exp child/ or exp pediatrics/) not (exp adult/ or exp adolescent/)
36.	14 not (34 or 35)
37.	limit 36 to English language
38.	18 not (34 or 35)
39.	limit 38 to English language
40.	*narcotic agent/
41.	*alphaprodine/ or *buprenorphine/ or *codeine/ or *dextromoramide/ or *dextropropoxyphene/ or *diamorphine/ or *dihydrocodeine/ or *dihydromorphine/ or *dipipanone/ or *ethylmorphine/ or *hydrocodone/ or *hydromorphone/ or *levorphanol/ or *methadone/ or *morphine/ or *oxycodone/ or *pethidine/ or *tapentadol/ or *tilidine/
42.	*alfentanil/ or *butorphanol/ or *cocodamol/ or *fentanyl/ or *meptazinol/ or *oxymorphone/ or *opiate/ or *pentazocine/ or *phenazocine/ or *remifentanil/ or *sufentanil/ or *tramadol/ or *trimeperidine/
43.	((analgesic* adj3 narcotic) or (opioid* or opiate*)).ti,ab.
44.	(alfentanil* or alphaprodine* or buprenorphine* or butorphanol* or codeine* or cocodamol* or dextromoramide* or dextropropoxyphene* or diamorphine* or dihydrocodeine* or dihydromorphine* or dipipanone* or ethylmorphine* or fentanyl* or

	heroin* or hydrocodone* or hydromorphone* or levorphanol* or meperidine* or meptazinol* or methadone* or morphine* or oxycodone* or oxymorphone* or papaveretum* or pentazocine* or pethidine* or phenazocine* or promedol* or remifentanyl* or sufentanyl* or tapentadol* or tilidine* or tramadol*).ti,ab.
45.	(z drug* or z hypnotic* or non-benzodiazepin* or nonbenzodiazepin* or imidazopyridines or cyclopyrrolones or pyrazolopyrimidines or zolpidem or zopiclone or eszopiclone or zaleplon).ti,ab.
46.	*zolpidem/ or *zopiclone/ or *eszopiclone/ or *zaleplon/
47.	(generation adj3 hypnotic*).ti,ab.
48.	*benzodiazepine derivative/ or *alprazolam/ or *benzodiazepine/ or *chlordiazepoxide/ or *clobazam/ or *clonazepam/ or *diazepam/ or *flurazepam/ or *loprazolam/ or *lorazepam/ or *lormetazepam/ or *midazolam/ or *nitrazepam/ or *olanzapine/ or *oxazepam/ or *temazepam/
49.	(benzodiazepin* or bzd or Alprazolam or Chlordiazepoxide or Clobazam or Clonazepam or Diazepam or Flurazepam or Loprazolam or Lorazepam or Lormetazepam or Midazolam or Nitrazepam or Olanzapine or Oxazepam or Temazepam).ti,ab.
50.	exp *antidepressant agent/
51.	(antidepress* or anti depress* or thymoanaleptic* or thymoleptic* or MAOI* or "monoamine oxidase inhibit*" or "Norepinephrine and dopamine reuptake inhibit*" or NDRI* or "Selective serotonin reuptake inhibit*" or SSRI* or "Serotonin and norepinephrine reuptake inhibit*" or SNRI* or SNORI* or "Serotonin antagonist and reuptake inhibit*" or SARI* or "Reversible Monoamine Oxidase Inhibit*" or RIMA* or tricyclic* or TCA* or tetracyclic* or TeCA*).ti,ab.
52.	*flupentixol/
53.	(Agomelatine or Aripiprazole or Benactyzine or Clorgyline or Deanol or Desvenlafaxine* or Duloxetine* or Flupentixol or Iproniazid or Isocarboxazid or Levomilnacipran or Lithium* or Mirtazapine or Moclobemide or Nialamide or Phenelzine or Pizotyline or Quetiapine* or Reboxetine or Rolipram or Selegiline or Sertraline or Tranylcypromine or Vilazodone* or Vortioxetine).ti,ab.
54.	(5-Hydroxytryptophan or Amisulpride or Bupropion or Citalopram or Escitalopram or Fluoxetine or Fluvoxamine or Maprotiline or Mianserin or Paroxetine or Quipazine or Ritanserin or Sulpiride or Trazodone or Tryptophan or Venlafaxine or Viloxazine).ti,ab.
55.	(Amitriptyline or Amoxapine or Clomipramine or Desipramine or Dothiepin or Dosulepin or Doxepin or Imipramine or Iprindole or Lofepramine or Nefazodone or Nortriptyline or Opipramol or Protriptyline or Trimipramine).ti,ab.
56.	*pregabalin/ or *gabapentin/
57.	(gabapentin* or pregabalin*).ti,ab.
58.	or/40-57
59.	37 and 58
60.	39 or 59
61.	quality-adjusted life years/
62.	"quality of life index"/
63.	short form 12/ or short form 20/ or short form 36/ or short form 8/
64.	sickness impact profile/
65.	(quality adj2 (wellbeing or well being)).ti,ab.
66.	sickness impact profile.ti,ab.
67.	disability adjusted life.ti,ab.
68.	(qal* or qtime* or qwb* or daly*).ti,ab.
69.	(euroqol* or eq5d* or eq 5*).ti,ab.
70.	(qol* or hql* or hqol* or h qol* or hrqol* or hr qol*).ti,ab.
71.	(health utility* or utility score* or disutilit* or utility value*).ti,ab.

72.	(hui or hui1 or hui2 or hui3).ti,ab.
73.	(health* year* equivalent* or hye or hyes).ti,ab.
74.	discrete choice*.ti,ab.
75.	rosser.ti,ab.
76.	(willingness to pay or time tradeoff or time trade off or tto or standard gamble*).ti,ab.
77.	(sf36* or sf 36* or short form 36* or shortform 36* or shortform36*).ti,ab.
78.	(sf20 or sf 20 or short form 20 or shortform 20 or shortform20).ti,ab.
79.	(sf12* or sf 12* or short form 12* or shortform 12* or shortform12*).ti,ab.
80.	(sf8* or sf 8* or short form 8* or shortform 8* or shortform8*).ti,ab.
81.	(sf6* or sf 6* or short form 6* or shortform 6* or shortform6*).ti,ab.
82.	or/61-81
83.	statistical model/
84.	exp economic aspect/
85.	83 and 84
86.	*theoretical model/
87.	*nonbiological model/
88.	stochastic model/
89.	decision theory/
90.	decision tree/
91.	monte carlo method/
92.	(markov* or monte carlo).ti,ab.
93.	econom* model*.ti,ab.
94.	(decision* adj2 (tree* or analy* or model*)).ti,ab.
95.	or/85-94
96.	health economics/
97.	exp economic evaluation/
98.	exp health care cost/
99.	exp fee/
100.	budget/
101.	funding/
102.	budget*.ti,ab.
103.	cost*.ti.
104.	(economic* or pharmaco?economic*).ti.
105.	(price* or pricing*).ti,ab.
106.	(cost* adj2 (effectiv* or utilit* or benefit* or minimi* or unit* or estimat* or variable*)).ab.
107.	(financ* or fee or fees).ti,ab.
108.	(value adj2 (money or monetary)).ti,ab.
109.	or/96-108
110.	60 and (82 or 95 or 109)

NHS EED and HTA (CRD) search terms

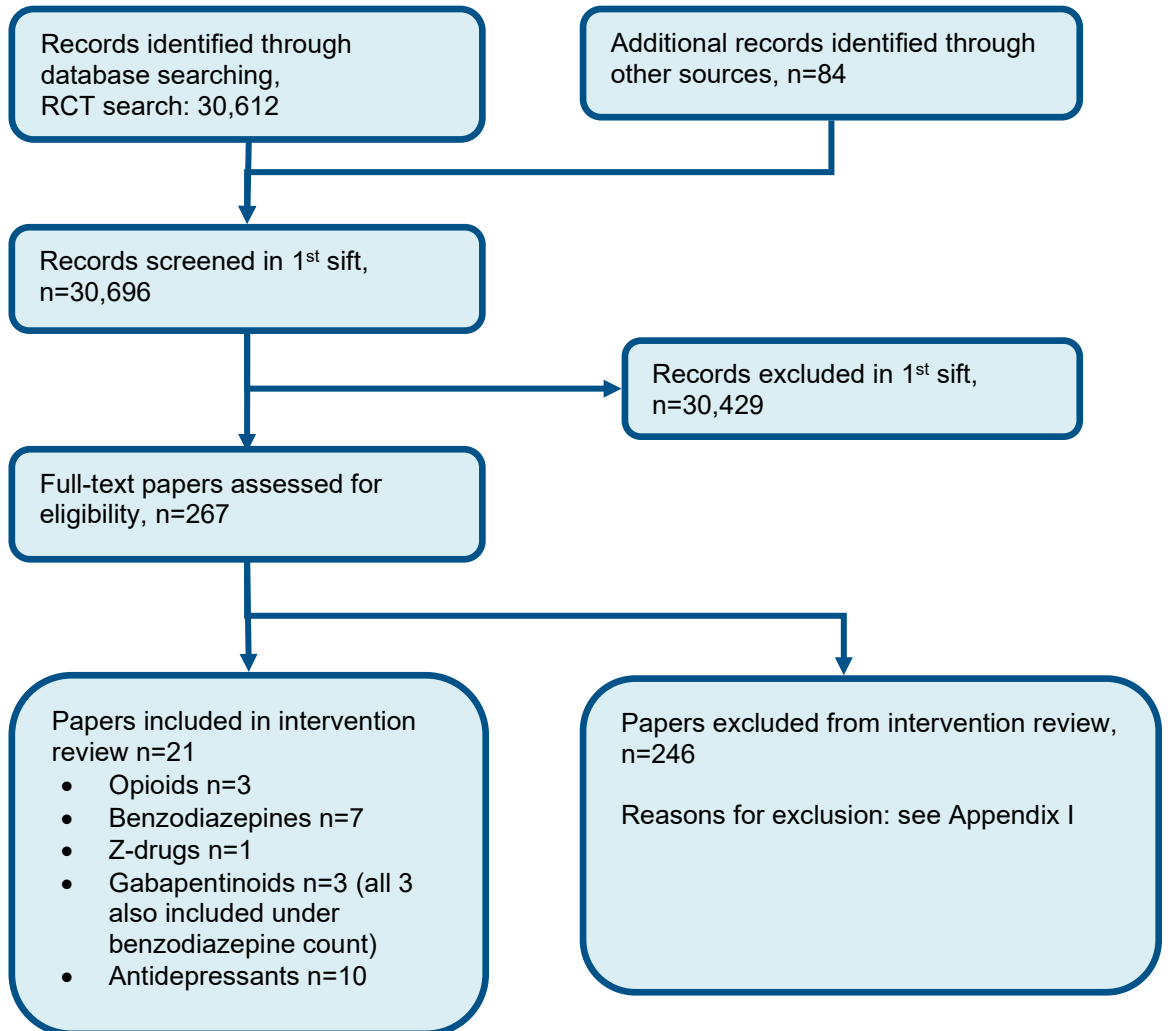
#1.	(MeSH DESCRIPTOR Substance-Related Disorders)
#2.	(MeSH DESCRIPTOR Substance Withdrawal Syndrome)
#3.	(MeSH DESCRIPTOR Inappropriate Prescribing EXPLODE ALL TREES)

#4.	(MeSH DESCRIPTOR Medical Overuse)
#5.	(MeSH DESCRIPTOR Deprescriptions EXPLODE ALL TREES)
#6.	(MeSH DESCRIPTOR Prescription Drug Misuse EXPLODE ALL TREES)
#7.	(MeSH DESCRIPTOR Medication Therapy Management)
#8.	((over* or inappropriate or misus* or abuse* or abusing or long* term or longterm or short* term or short term or abstinen* or abstain* or stop* or cessat* or reduc* or taper* or discontinu* or safe* or manag* or withdraw* or depend*) adj2 (drug* or medicine* or medicat* or medical* or pharm*))
#9.	((over* or inappropriate or misus* or abuse* or abusing or long* term or longterm or short* term or short term or abstinen* or abstain* or stop* or cessat* or reduc* or taper* or discontinu* or safe* or manag* or withdraw*) adj3 (prescription* or prescrib*))
#10.	((addict* adj3 (prescription* or prescrib* or medicat* or medicine* or medical* or pharm*))
#11.	((deprescription* or de-prescription* or deprescrib* or de-prescrib*))
#12.	((therap* or treat*) adj2 (manag* or substit*))
#13.	((withdraw* or abstinen* or abstain* or stop* or cessat* or reduc* or taper* or discontinu*) adj2 symptom*)
#14.	MeSH DESCRIPTOR Narcotic-Related Disorders
#15.	((drug* or medic*) adj2 (prescription* or prescrib*))
#16.	(#1 OR #2 OR #3 OR #4 OR #5 OR #6 OR #7 OR #8 OR #9 OR #10 OR #11 OR #12 OR #13 OR #14 OR #15)
#17.	(MeSH DESCRIPTOR narcotics EXPLODE ALL TREES)
#18.	((analgesic* adj3 narcotic adj3 agent*) or (opioid* or opiate*))
#19.	((alfentanil* or alphaprodine* or buprenorphine* or butorphanol* or codeine* or co-codamol* or dextromoramide* or dextropropoxyphene* or diamorphine* or dihydrocodeine* or dihydromorphine* or dipipanone* or ethylmorphine* or fentanyl* or heroin* or hydrocodone* or hydromorphone* or levorphanol* or meperidine* or meptazinol* or methadone* or morphine* or oxycodone* or oxymorphone* or papaveretum* or pentazocine* or pethidine* or phenazocine* or promedol* or remifentanil* or sufentanil* or tapentadol* or tilidine* or tramadol*))
#20.	((z drug* or z hypnotic* or non-benzodiazepin* or nonbenzodiazepin* or imidazopyridines or cyclopyrrolones or pyrazolopyrimidines or zolpidem or zopiclone or eszopiclone or zaleplon))
#21.	(MeSH DESCRIPTOR Eszopiclone)
#22.	((generation adj3 hypnotic*))
#23.	(MeSH DESCRIPTOR Benzodiazepines EXPLODE ALL TREES)
#24.	((benzodiazepin* or bzd or Alprazolam or Chlordiazepoxide or Clobazam or Clonazepam or Diazepam or Flurazepam or Loprazolam or Lorazepam or Lormetazepam or Midazolam or Nitrazepam or Olanzapine or Oxazepam or Temazepam))
#25.	(MeSH DESCRIPTOR Antidepressive Agents EXPLODE ALL TREES)
#26.	((antidepress* or anti depress* or thymoanaleptic* or thymoleptic* or MAOI* or NDRI* or SSRI* or SNRI* or SNORI* SARI* or RIMA* or tricyclic* or TCA* or tetracyclic* or TeCA*))
#27.	(("monoamine oxidase inhibit"))
#28.	((Norepinephrine adj2 dopamine))
#29.	(("Selective serotonin reuptake inhibit"))
#30.	((Serotonin adj2 norepinephrine))
#31.	((Serotonin antagonist))
#32.	(("Reversible Monoamine Oxidase Inhibit"))
#33.	(MeSH DESCRIPTOR Flupenthixol EXPLODE ALL TREES)

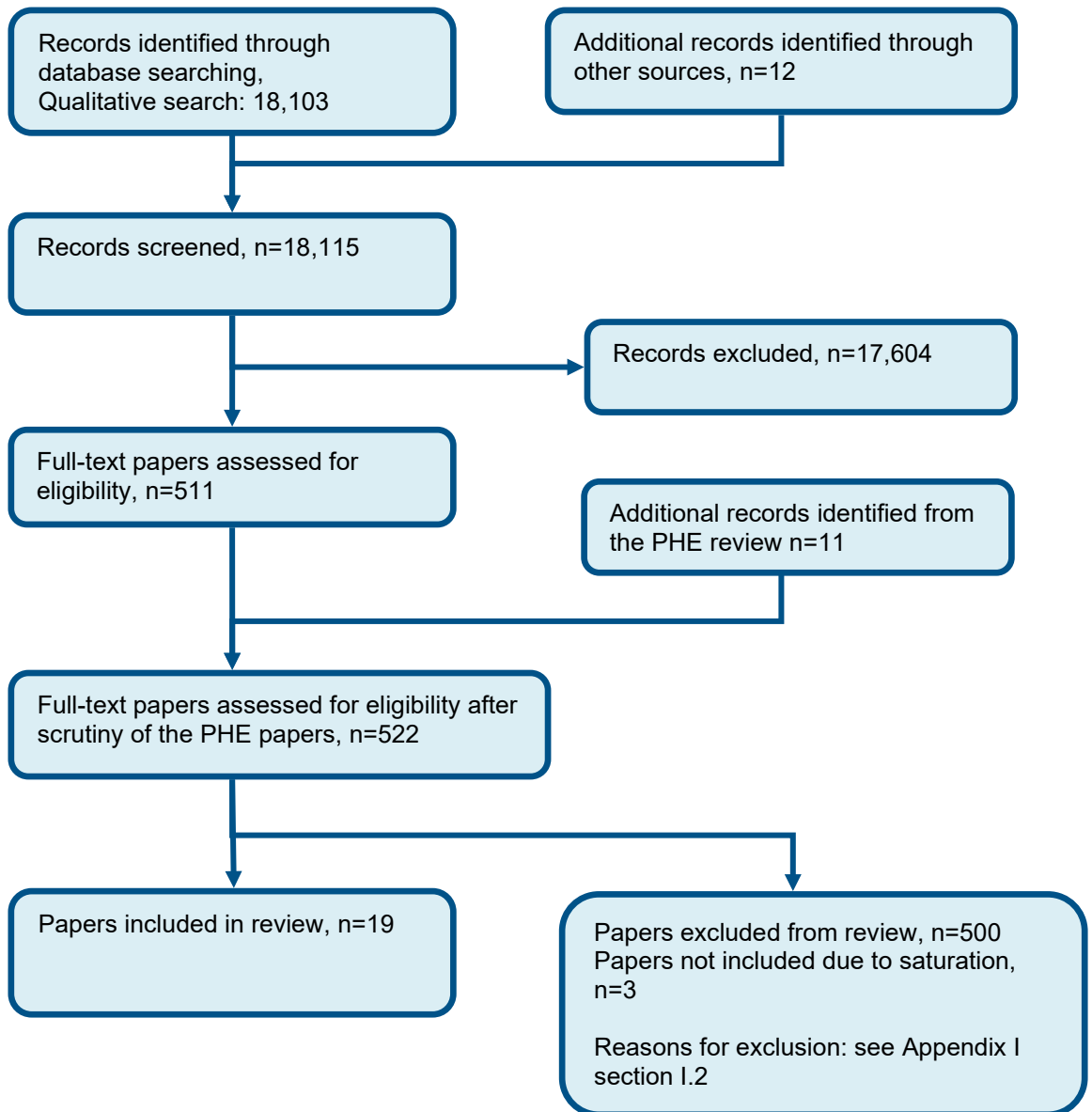
#34.	((Agomelatine or Aripiprazole or Benactyzine or Clorgyline or Deanol or Desvenlafaxine* or Duloxetine* or Flupentixol or Iproniazid or Isocarboxazid or Levomilnacipran or Lithium* or Mirtazapine or Moclobemide or Nialamide or Phenelzine or Pizotyline or Quetiapine* or Reboxetine or Rolipram or Selegiline or Sertraline or Tranylcypromine or Vilazodone* or Vortioxetine))
#35.	((5-Hydroxytryptophan or Amisulpride or Bupropion or Citalopram or Escitalopram or Fluoxetine or Fluvoxamine or Maprotiline or Mianserin or Paroxetine or Quipazine or Ritanserin or Sulpiride or Trazodone or Tryptophan or Venlafaxine or Viloxazine))
#36.	((Amitriptyline or Amoxapine or Clomipramine or Desipramine or Dothiepin or Dosulepin or Doxepin or Imipramine or Iprindole or Lofepramine or Nefazodone or Nortriptyline or Opipramol or Protriptyline or Trimipramine))
#37.	(MeSH DESCRIPTOR pregabalin)
#38.	((gabapentin* or pregabalin*))
#39.	(#17 OR #18 OR #19 OR #20 OR #21 OR #22 OR #23 OR #24 OR #25 OR #26 OR #27 OR #28 OR #29 OR #30 OR #31 OR #32 OR #33 OR #34 OR #35 OR #36 OR #37 OR #38)
#40.	#16 AND #39
#41.	((withdraw* or prescription* or prescrib*) adj2 (opioid* or opiate*))
#42.	MeSH DESCRIPTOR Opiate Substitution Treatment
#43.	MeSH DESCRIPTOR Opioid-Related Disorders
#44.	#41 OR #42 OR #43
#45.	#40 OR #44

Appendix C Study selection

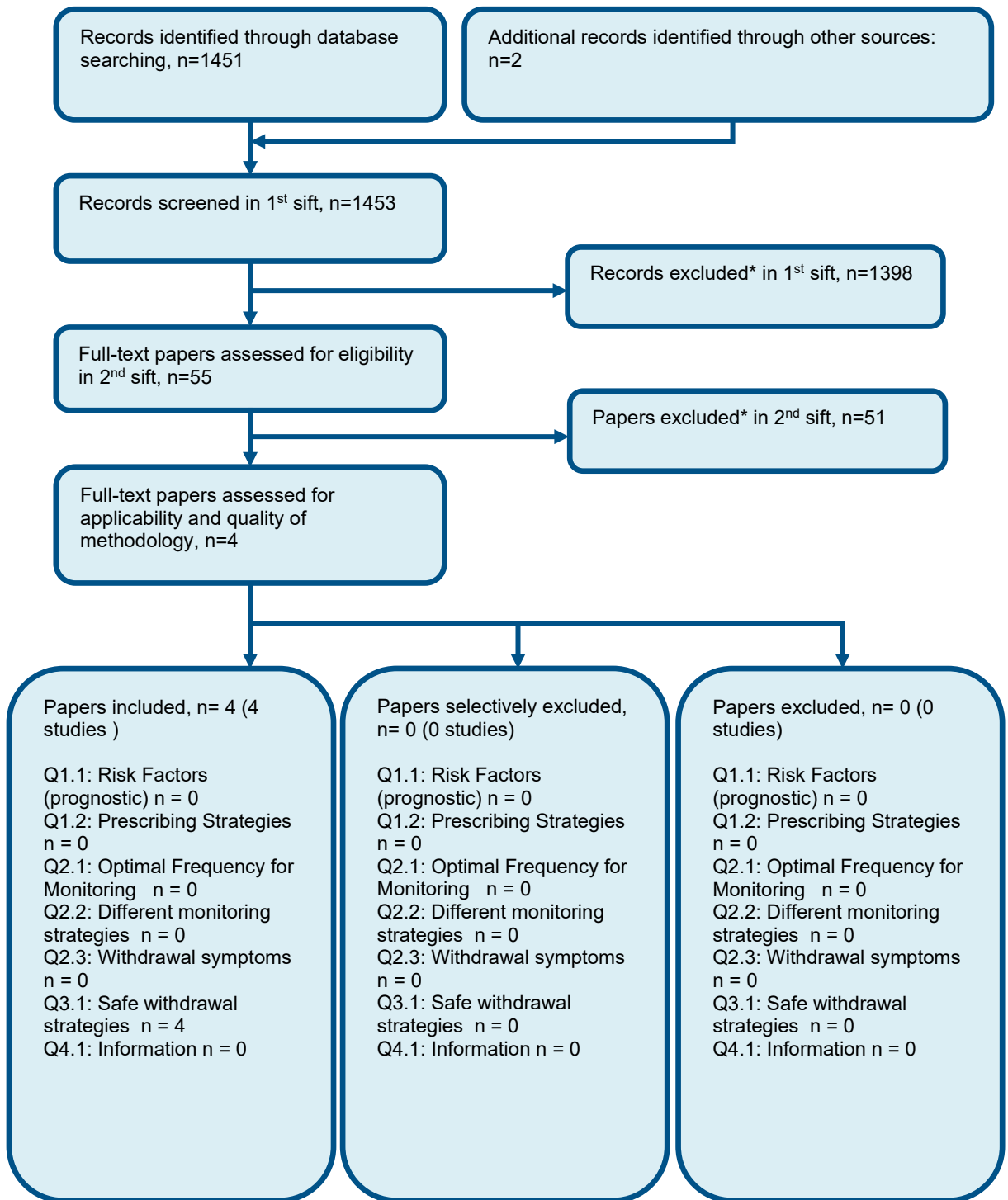
C.1 Quantitative evidence: Flow chart of quantitative evidence study selection for the review of withdrawal symptoms



C.2 Flow chart of qualitative evidence study selection for the review of withdrawal symptoms



C.3 Economic evidence study selection



* Non-relevant population, intervention, comparison, design or setting; non-English language

Appendix D Quantitative evidence: Forest plots

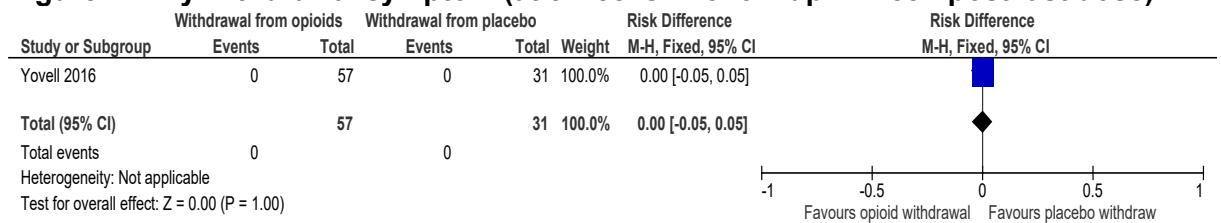
D.1 Opioids

D.1.1 Withdrawal from opioids vs continuation on opioids

No evidence identified for comparison

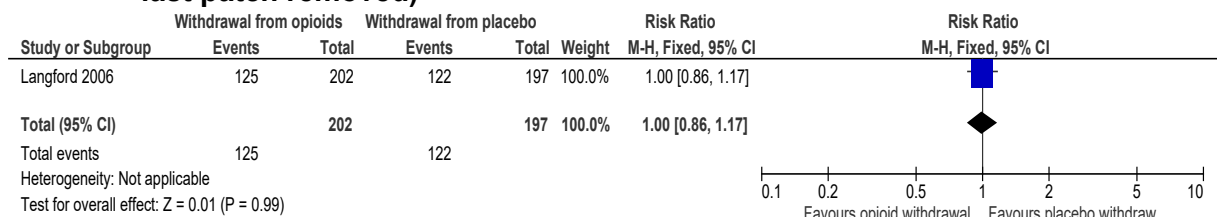
D.1.2 Withdrawal from opioids vs withdrawal from placebo

Figure 1: Any withdrawal symptom (at 5 weeks = follow-up: 1 week-post last dose)



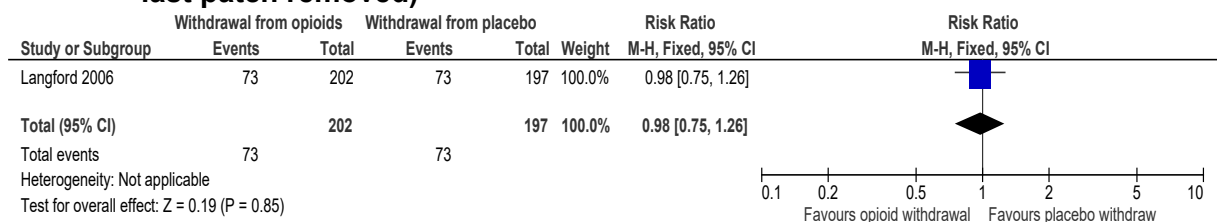
Note: assessed at appointment with psychiatrist to screen for possible withdrawal symptoms

Figure 2: Moderate or severe aches and pains (on short opiate withdrawal scale; protocol outcome: specific withdrawal symptom; at follow-up 3-days after last patch removed)



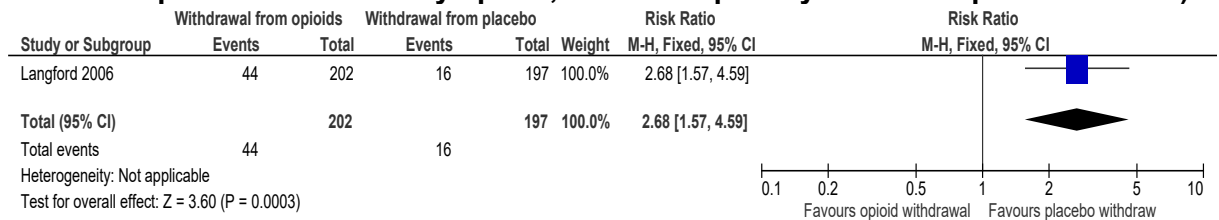
Note: short opiate withdrawal scale consisted of 10 items rated on a 4-point Likert scale (0-3, none to severe).

Figure 3: Mild or moderate problems sleeping (on short opiate withdrawal scale; protocol outcome: specific withdrawal symptom; at follow-up 3-days after last patch removed)



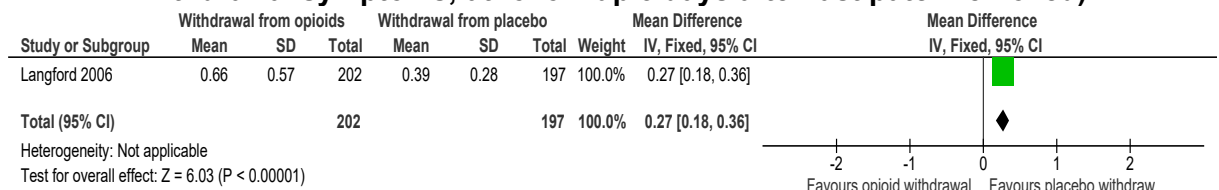
Note: short opiate withdrawal scale consisted of 10 items rated on a 4-point Likert scale (0-3, none to severe).

Figure 4: Severe insomnia (on short opiate withdrawal scale; protocol outcome: specific withdrawal symptom; at follow-up 3-days after last patch removed)



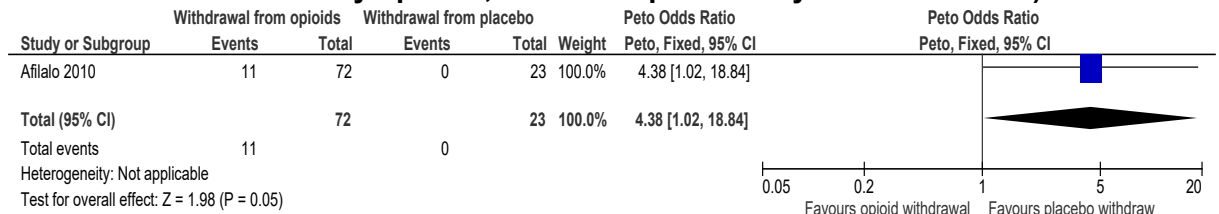
Note: short opiate withdrawal scale consisted of 10 items rated on a 4-point Likert scale (0-3, none to severe).

Figure 5: Short opiate withdrawal scale score (protocol outcome: intensity of withdrawal symptoms; at follow-up 3 days after last patch removed)



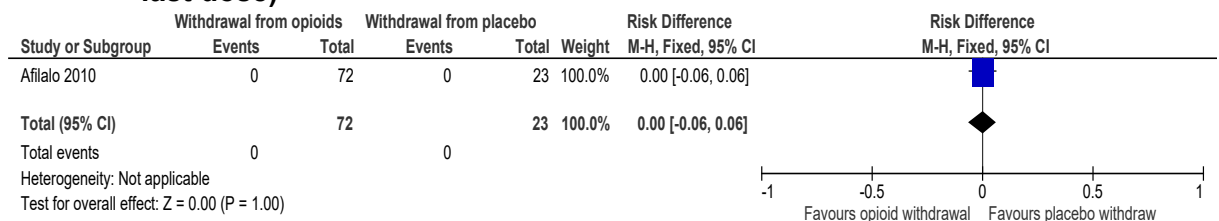
Note: short opiate withdrawal scale consisted of 10 items rated on a 4-point Likert scale (0-3, none to severe). Total score range of possible scores 0-3 (top=poor outcome)

Figure 6: Mild opioid withdrawal as assessed on COWS (protocol outcome: intensity of withdrawal symptoms; at follow-up 2 - <5 days after last dose)



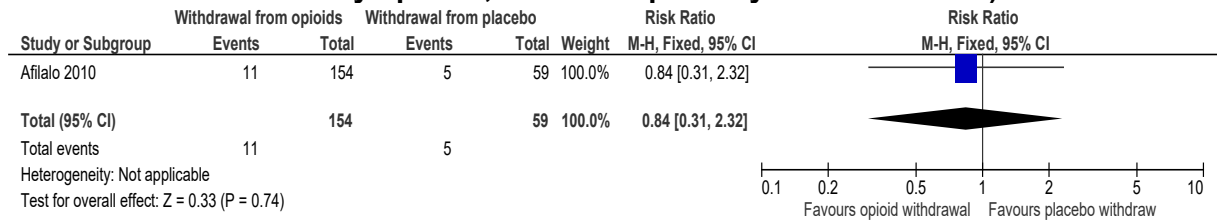
Note: COWS based on 11 items of opioid withdrawal symptoms, each rated 0-5, higher values being worse. 5-12 is mild, 13-24 is moderate, 25-36 is moderately severe, > or equal to 36 is severe. Study also reported the number of people with 'no withdrawal' (61/72 and 23/23) as assessed on COWS. This was not analysed as it is the 'opposite' outcome and would be double counting. Presumably no-one had moderately severe or severe withdrawal, as the numbers in the other 3 categories add up to the total number of people in the study.

Figure 7: Moderate opioid withdrawal as assessed on COWS (REVIEWER DETERMINED FROM NO.S OF 'NO' AND 'MILD' WITHDRAWAL protocol outcome: intensity of withdrawal symptoms; at follow-up 2 - <5 days after last dose)



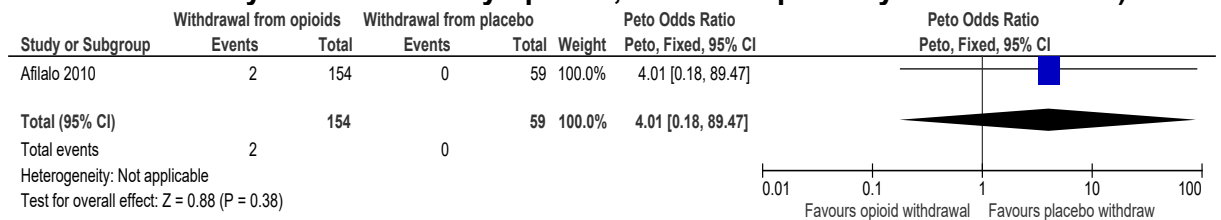
Note: COWS based on 11 items of opioid withdrawal symptoms, each rated 0-5, higher values being worse. 5-12 is mild, 13-24 is moderate, 25-36 is moderately severe, > or equal to 36 is severe. Study also reported the number of people with 'no withdrawal' (61/72 and 23/23) as assessed on COWS. This was not analysed as it is the 'opposite' outcome and would be double counting. Presumably no-one had moderately severe or severe withdrawal, as the numbers in the other 3 categories add up to the total number of people in the study. **Reviewer determined that no one had 'moderate withdrawal' at this timepoint due to number of people with 'no withdrawal' or 'mild withdrawal' adding up to the total number of participants**

Figure 8: Mild opioid withdrawal as assessed on COWS (protocol outcome: intensity of withdrawal symptoms; at follow-up ≥5 days after last dose)



Note: COWS based on 11 items of opioid withdrawal symptoms, each rated 0-5, higher values being worse. 5-12 is mild, 13-24 is moderate, 25-36 is moderately severe, > or equal to 36 is severe. Study also reported the number of people with 'no withdrawal' (141/154 and 54/59) as assessed on COWS. This was not analysed as it is the 'opposite' outcome and would be double counting. Presumably no-one had moderately severe or severe withdrawal, as the numbers in the other 3 categories add up to the total number of people in the study.

Figure 9: Moderate opioid withdrawal as assessed on COWS (protocol outcome: intensity of withdrawal symptoms; at follow-up ≥5 days after last dose)

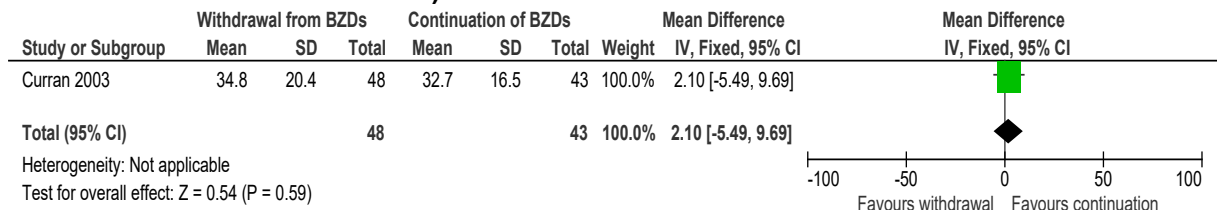


Note: COWS based on 11 items of opioid withdrawal symptoms, each rated 0-5, higher values being worse. 5-12 is mild, 13-24 is moderate, 25-36 is moderately severe, > or equal to 36 is severe. Study also reported the number of people with 'no withdrawal' (141/154 and 54/59) as assessed on COWS. This was not analysed as it is the 'opposite' outcome and would be double counting. Presumably no-one had moderately severe or severe withdrawal, as the numbers in the other 3 categories add up to the total number of people in the study.

D.2 Benzodiazepines

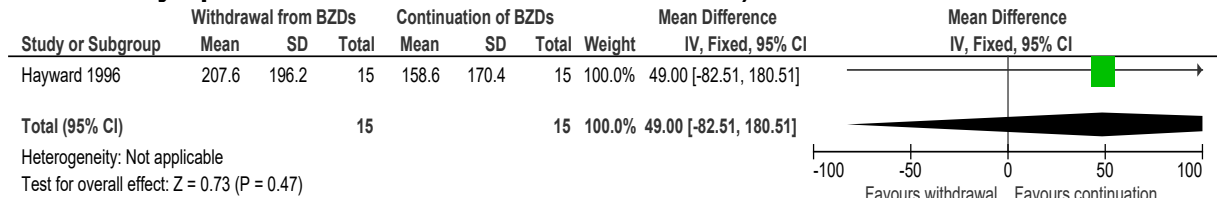
D.2.1 Withdrawal from benzodiazepines vs continuation on benzodiazepines

Figure 10: BWSQ (protocol outcome: intensity of withdrawal symptoms at 3 weeks after discontinuation)



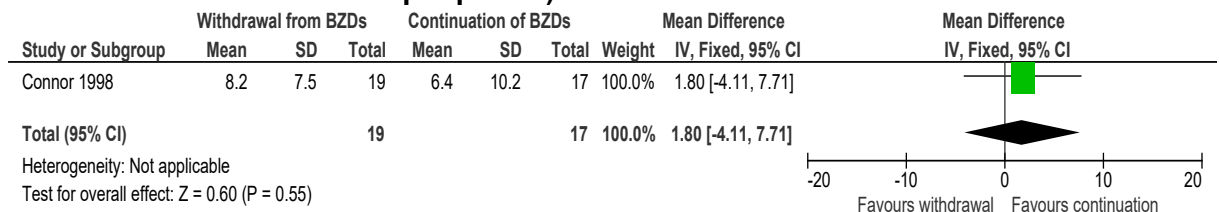
Benzodiazepine Withdrawal Symptom Questionnaire is a self-report questionnaire measuring 20 symptoms with a maximum score of 40, higher values are worse.

Figure 11: Withdrawal Symptom Scale (protocol outcome: intensity of withdrawal symptoms at 4 weeks after discontinuation)



The Withdrawal Symptom scale (Hayward) total was unclear.

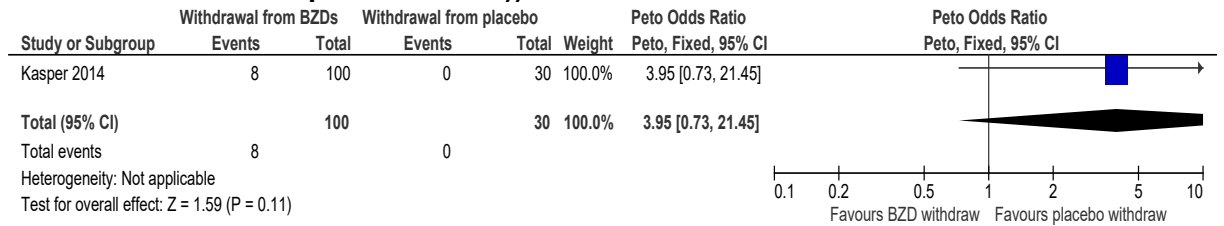
Figure 12: Total BWC score (protocol outcome: intensity of withdrawal symptoms at the end of the taper period)



Based on 33 symptom scale (Benzodiazepine Withdrawal Checklist), with each item rated on a scale of 0-4, with higher value being worse. Scale 0-132.

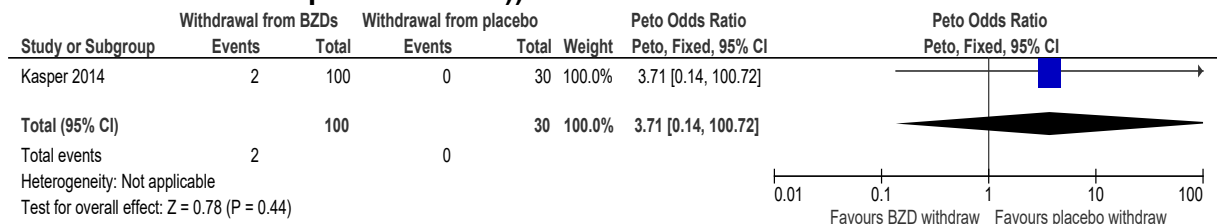
D.2.2 Withdrawal from benzodiazepines vs withdrawal from placebo

Figure 13: Anxiety as a discontinuation emergent sign and symptom* (protocol outcome: specific withdrawal symptom; at 25-26 weeks (1 week during taper and 1 week-post last dose))



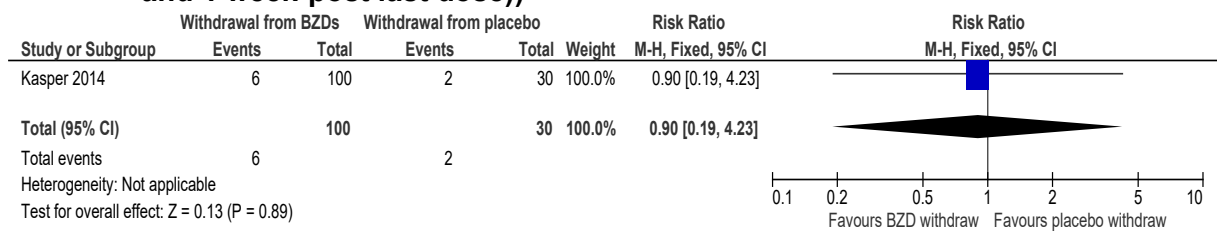
*defined as a spontaneously reported adverse event (newly developed or worsening of existing adverse event) occurring during the discontinuation weeks.

Figure 14: Headache as a discontinuation emergent sign and symptom* (protocol outcome: specific withdrawal symptom; at 25-26 weeks (1 week during taper and 1 week-post last dose))



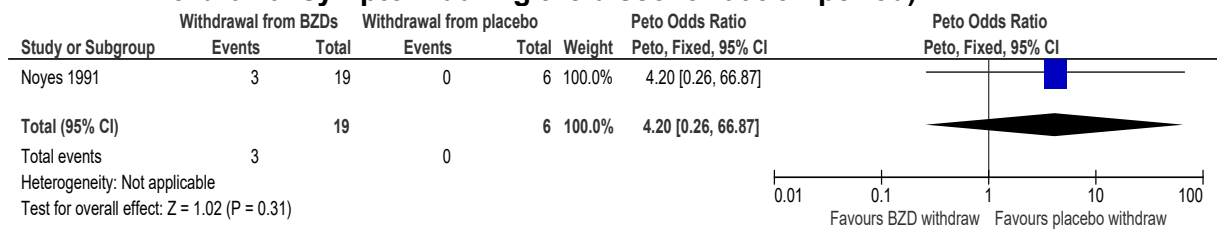
*defined as a spontaneously reported adverse event (newly developed or worsening of existing adverse event) occurring during the discontinuation weeks.

Figure 15: Insomnia as a discontinuation emergent sign and symptom* (protocol outcome: specific withdrawal symptom; at 25-26 weeks (1 week during taper and 1 week-post last dose))



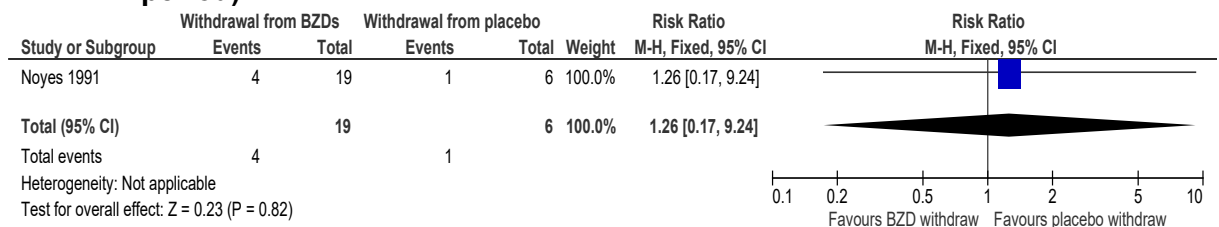
* defined as a spontaneously reported adverse event (newly developed or worsening of existing adverse event) occurring during the discontinuation weeks.

Figure 16: Rebound- increase in anxiety of $\geq 50\%$ as measured with Hamilton anxiety scale compared with baseline (protocol outcome; specific withdrawal symptom during the discontinuation period)



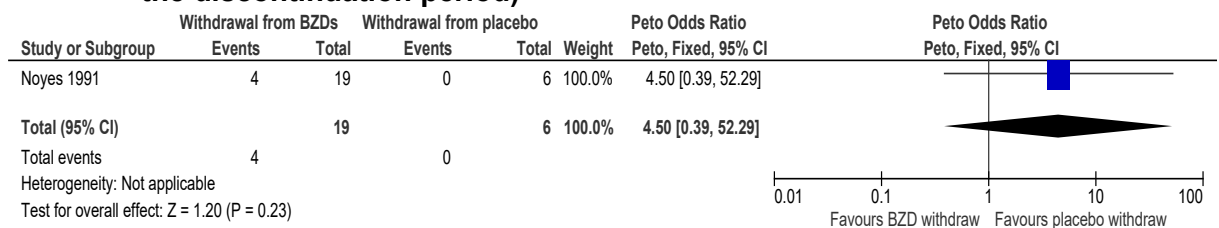
Rebound was judged to have occurred if the criteria were met at any visit

Figure 17: Rebound- increase in panic attacks of $\geq 100\%$ compared with baseline (protocol outcome; specific withdrawal symptom during the discontinuation period)



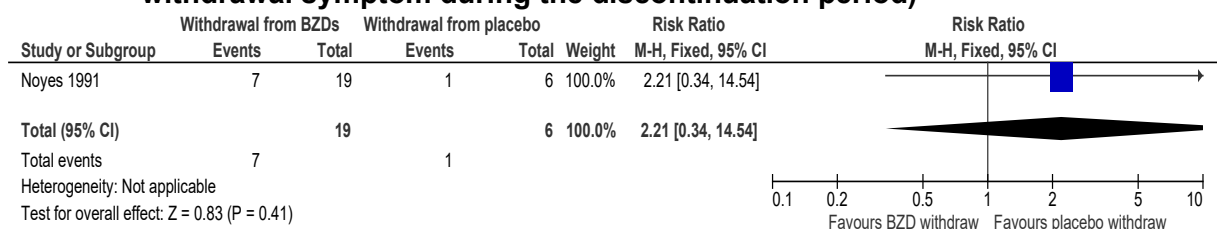
Rebound was judged to have occurred if the criteria were met at any visit

Figure 18: Rebound- Global Improvement Score ≤ 3 (indicating symptoms worse than at baseline) (protocol outcome; specific withdrawal symptom during the discontinuation period)



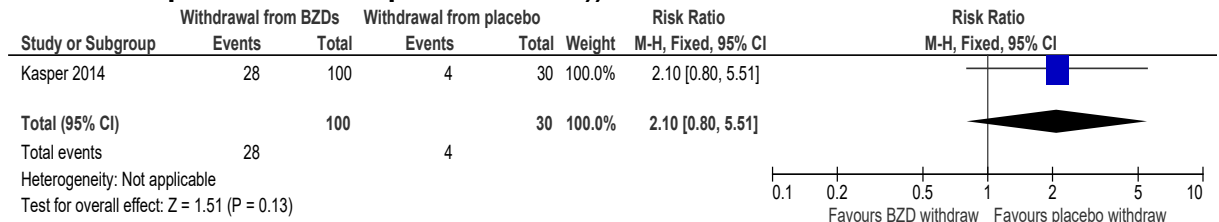
Range 0-10. Rebound was judged to have occurred if the criteria were met at any visit

Figure 19: Rebound- increase in anxiety of $\geq 10\%$ as measured with Hamilton anxiety scale compared with baseline (protocol outcome; specific withdrawal symptom during the discontinuation period)



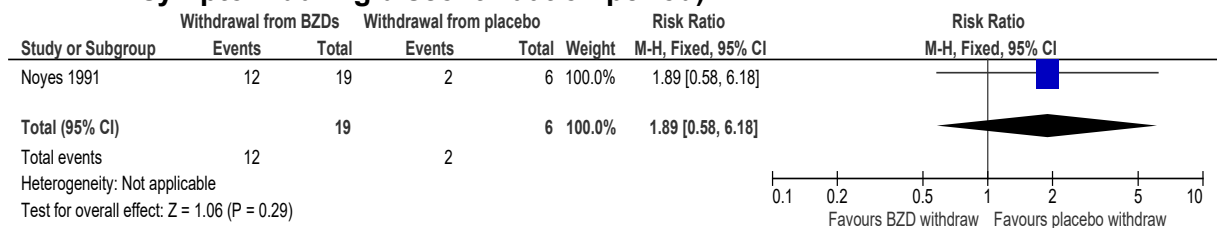
Rebound was judged to have occurred if the criteria were met at any visit

Figure 20: Patients with any discontinuation emergent sign and symptom* defined as a spontaneously reported adverse event (newly developed or worsening of existing adverse event) occurring during the discontinuation weeks (protocol outcome: any withdrawal symptom; at 25-26 weeks (1 week during taper and 1 week-post last dose))



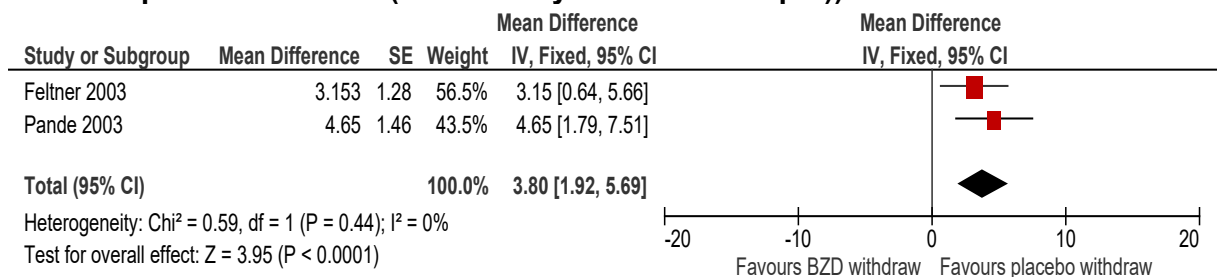
* defined as a spontaneously reported adverse event (newly developed or worsening of existing adverse event) occurring during the discontinuation weeks.

Figure 21: Development of new symptoms (protocol outcome: any withdrawal symptom during discontinuation period)



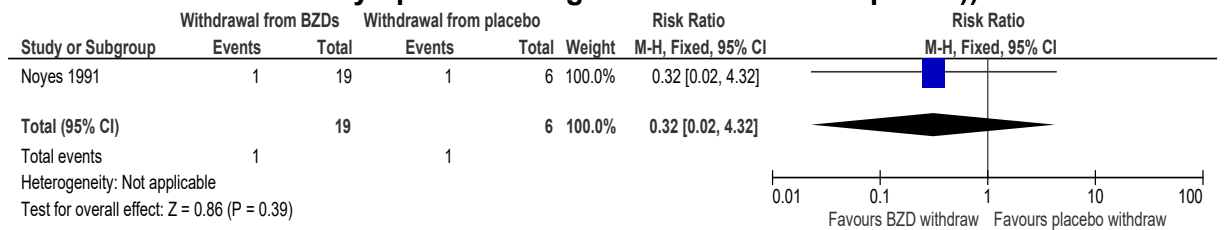
Source: <Insert Source text here>

Figure 22: PWC score (protocol outcome: intensity of withdrawal symptoms; at post-intervention (immediately after 1 week taper))



Physician Withdrawal Checklist is a clinician-rated instrument that measures 20 common symptoms of withdrawal (score range 0-60).

Figure 23: Increase in withdrawal symptoms of $\geq 100\%$ (protocol outcome: intensity of withdrawal symptoms during the discontinuation period)



Using the 53 item Withdrawal Symptoms Checklist, symptoms that became worse during taper compared with baseline were identified. To do this, for each patient, the baseline value for each item was subtracted, rated on a 4-point scale from the highest value recorded during dose reduction or after discontinuation. The group's mean change from baseline was calculated and in this way 18 symptoms were identified that became worse than they had been at baseline. The sum of the ratings for these 18 symptoms yielded a total withdrawal symptom score for each patient at each observation period.

D.3 Gabapentinoids

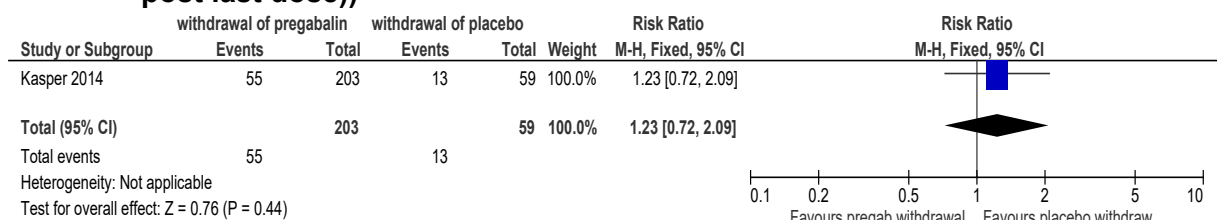
D.3.1 Withdrawal from gabapentinoids vs continuation on gabapentinoids

No evidence identified for comparison

D.3.2 Withdrawal from gabapentinoids vs withdrawal from placebo

Evidence identified for pregabalin for comparison. No evidence identified for gabapentin.

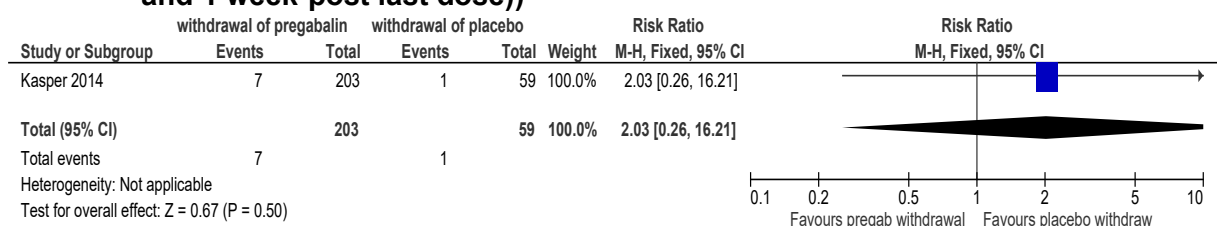
Figure 24: Any discontinuation emergent sign and symptom* (protocol outcome: any withdrawal symptom; at 25-26 weeks (1 week during taper and 1 week-post last dose))



* defined as a spontaneously reported adverse event (newly developed or worsening of existing adverse event) occurring during the discontinuation weeks.

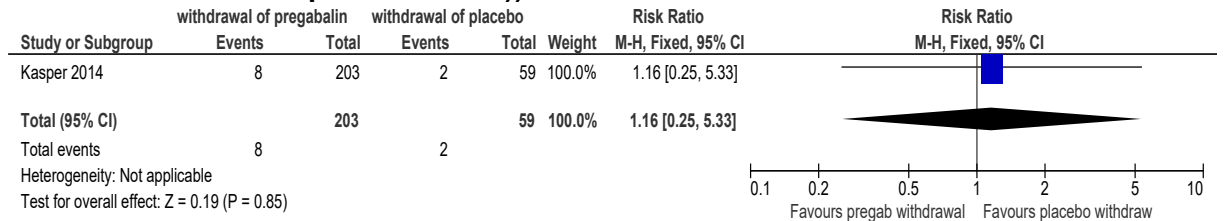
Withdrawal from low (150-300mg/day) and withdrawal from high (450-600mg/day) dose pregabalin arms combined for analysis as per protocol (no stratification by dose). Study also had 2 separate withdrawal from placebo arms, these were also combined for analysis.

Figure 25: Anxiety as a discontinuation emergent sign and symptom* (protocol outcome: specific withdrawal symptom; at 25-26 weeks (1 week during taper and 1 week-post last dose))



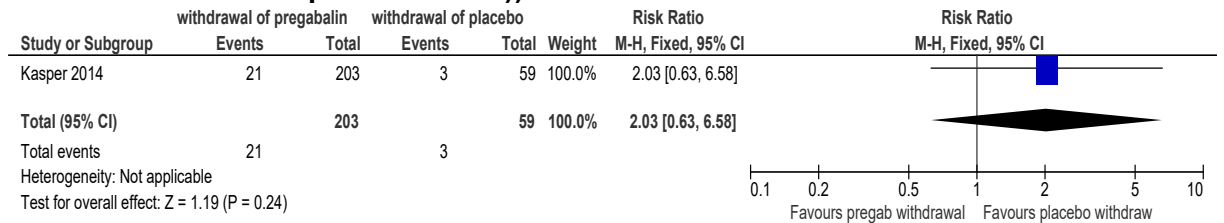
* defined as a spontaneously reported adverse event (newly developed or worsening of existing adverse event) occurring during the discontinuation weeks.
Withdrawal from low (150-300mg/day) and withdrawal from high (450-600mg/day) dose pregabalin arms combined for analysis as per protocol (no stratification by dose). Study also had 2 separate withdrawal from placebo arms, these were also combined for analysis.

Figure 26: Headache as a discontinuation emergent sign and symptom* (protocol outcome: specific withdrawal symptom; at 25-26 weeks (1 week during taper and 1 week-post last dose))



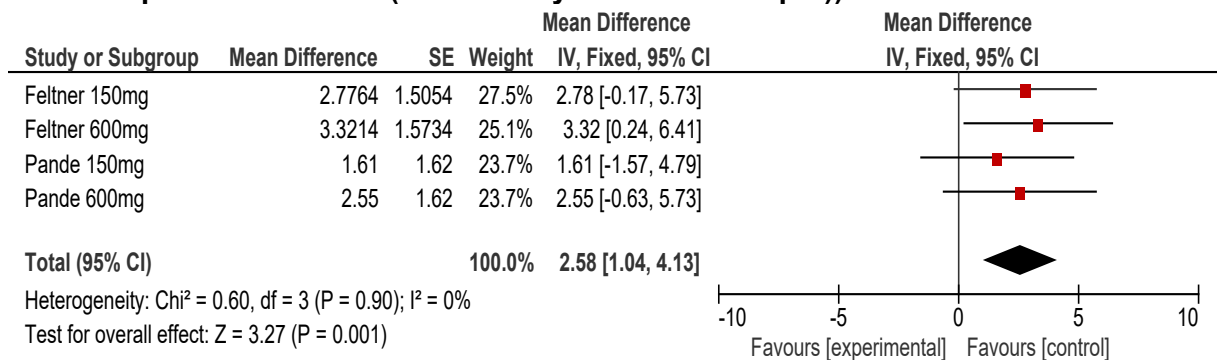
* defined as a spontaneously reported adverse event (newly developed or worsening of existing adverse event) occurring during the discontinuation weeks.
Withdrawal from low (150-300mg/day) and withdrawal from high (450-600mg/day) dose pregabalin arms combined for analysis as per protocol (no stratification by dose). Study also had 2 separate withdrawal from placebo arms, these were also combined for analysis.

Figure 27: Insomnia as a discontinuation emergent sign and symptom* (protocol outcome: specific withdrawal symptom; at 25-26 weeks (1 week during taper and 1 week-post last dose))



* defined as a spontaneously reported adverse event (newly developed or worsening of existing adverse event) occurring during the discontinuation weeks.
Withdrawal from low (150-300mg/day) and withdrawal from high (450-600mg/day) dose pregabalin arms combined for analysis as per protocol (no stratification by dose). Study also had 2 separate withdrawal from placebo arms, these were also combined for analysis.

Figure 28: PWC score (protocol outcome: intensity of withdrawal symptoms; at post-intervention (immediately after 1 week taper))



2 studies, each with 2 comparisons (high dose vs placebo and low dose vs placebo). Results from high and low dose not combined, as studies reported mean differences. Therefore, each study appears as 2 comparisons: problem with the placebo arm being repeated twice addressed by halving the n in each of the repeated placebo arms to counteract the gain in statistical power from effectively double counting the placebo arm (this calculates

a greater SE for the MD, conferring an appropriate reduction in precision to compensate for the placebo arm being used twice)

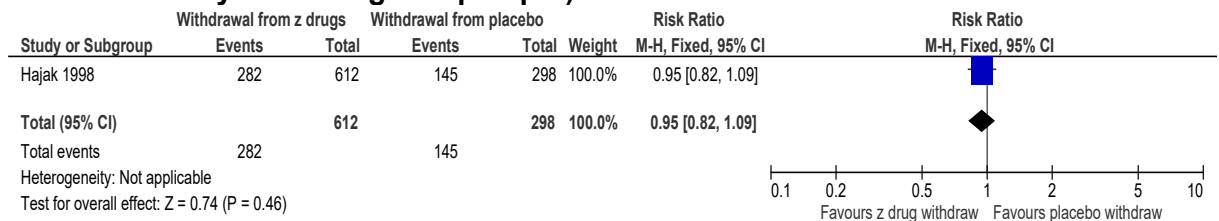
D.4 Z-drugs

D.4.1 Withdrawal from Z-drugs vs continuation on Z-drugs

No evidence identified for comparison

D.4.2 Withdrawal from Z-drugs vs withdrawal from placebo

Figure 29: Rebound insomnia (protocol outcome: specific withdrawal symptom at 14 days following abrupt taper)



Overall rebound-was a deterioration below individual mean pre-treatment values of the scores given on the visual analogue scales during the discontinuation period. A patient was counted as having rebound according to the following: deterioration in at least one of the three sleep quality parameters (a) sleep latency, (b) total sleep time, or (c) number of nocturnal awakenings; or deterioration in at least one parameter of daytime well-being defined as (d) a feeling of being refreshed on awakening in the morning, or as an impairment in daytime well-being as a result of (e) tiredness or (f) anxiety

D.5 Antidepressants

D.5.1 Withdrawal from antidepressants vs continuation on antidepressants

D.5.1.1 Other antidepressants

Figure 30: Total no. of emergent DESS symptoms (protocol outcome: intensity of withdrawal symptoms) during first 2 weeks of discontinuation

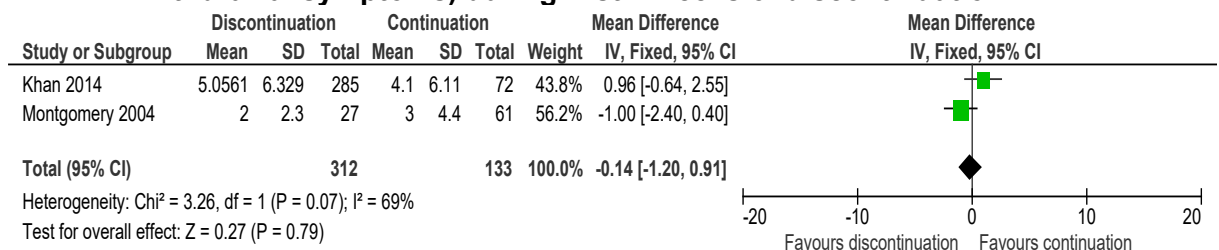


Figure 31: Rebound: return to a MADRS score equal to or higher than the original score at the entry of the acute treatment study (protocol outcome: specific withdrawal symptom during week 1 of discontinuation)

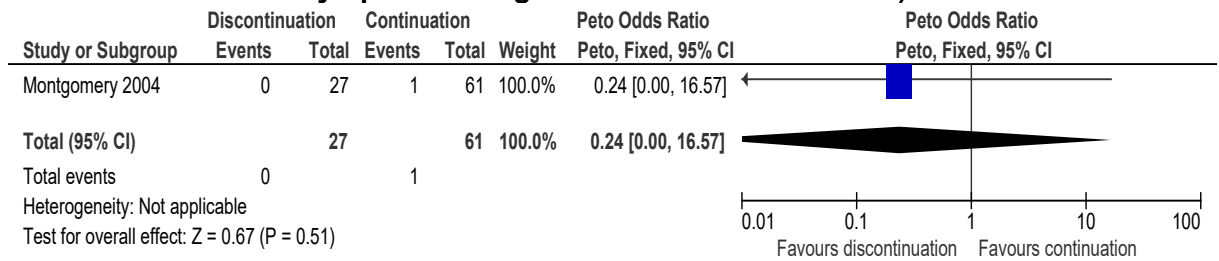


Figure 32: Rebound: return to a MADRS score equal to or higher than the original score at the entry of the acute treatment study (protocol outcome: specific withdrawal symptom during week 2 of discontinuation)

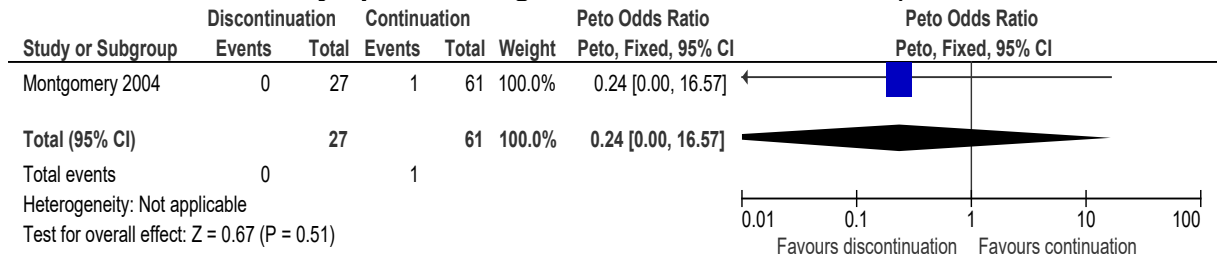


Figure 33: Nervousness/ anxiety (protocol outcome: specific withdrawal symptoms) during study weeks 1-4

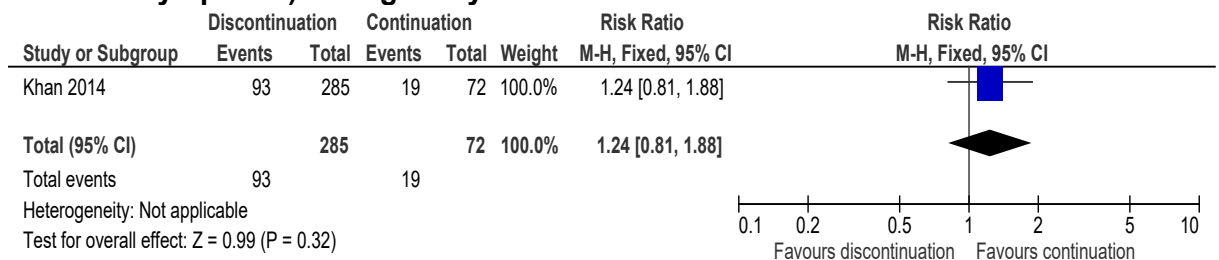


Figure 34: Elevated mood, feeling high (protocol outcome: specific withdrawal symptoms) during study weeks 1-4

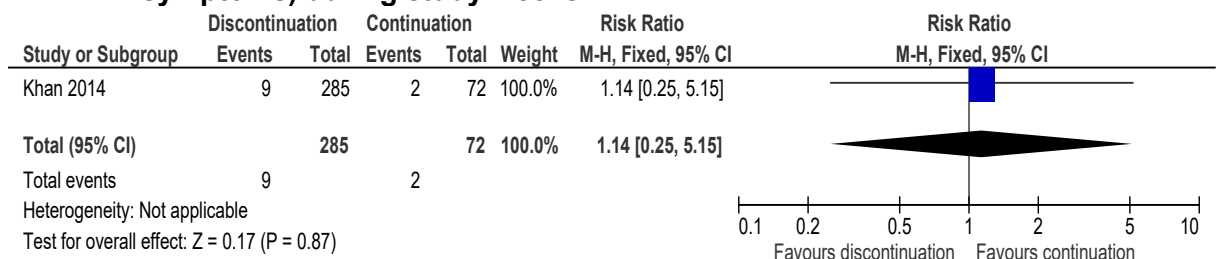


Figure 35: Irritability (protocol outcome: specific withdrawal symptoms) during study weeks 1-4

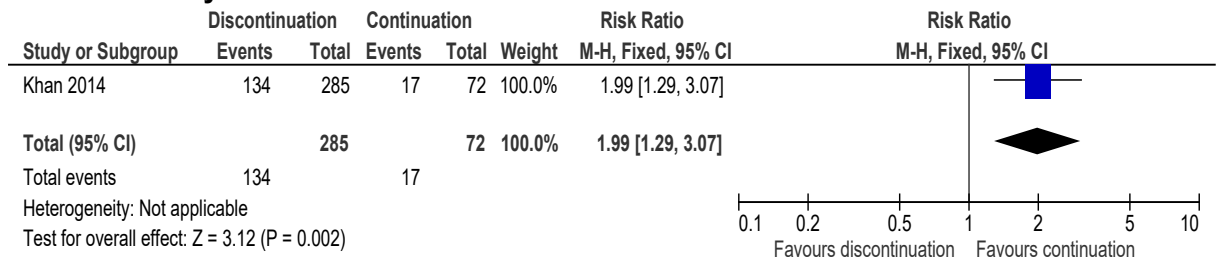


Figure 36: Sudden worsening of mood (protocol outcome: specific withdrawal symptoms) during study weeks 1-4

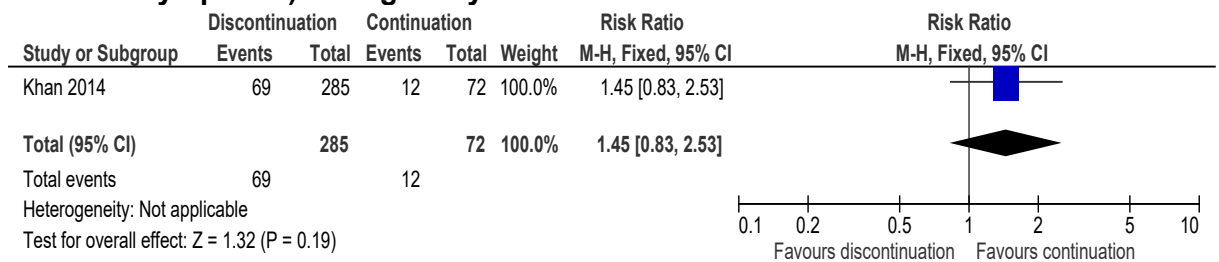


Figure 37: Sudden outbursts of anger (protocol outcome: specific withdrawal symptoms) during study weeks 1-4

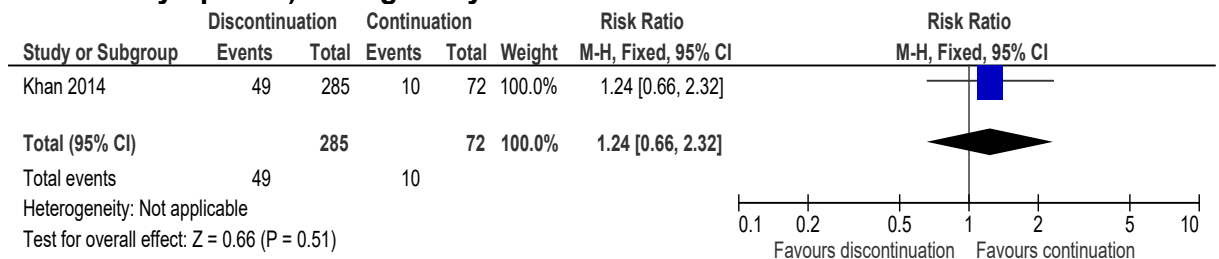


Figure 38: Sudden panic or anxiety attacks (protocol outcome: specific withdrawal symptoms) during study weeks 1-4

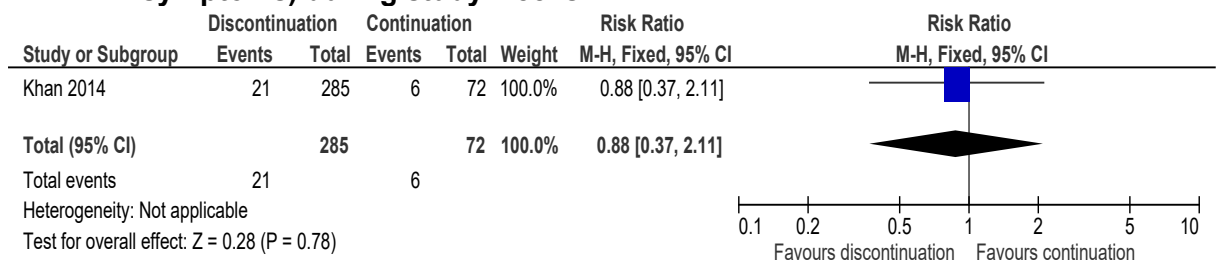


Figure 39: Bouts of crying or tearfulness (protocol outcome: specific withdrawal symptoms) during study weeks 1-4

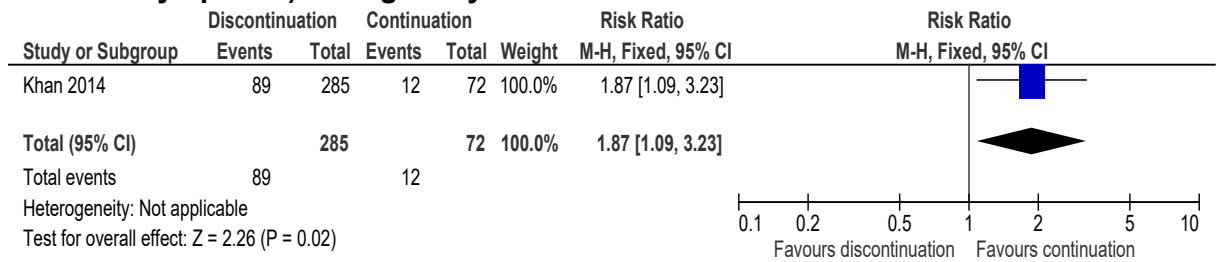


Figure 40: Agitation (protocol outcome: specific withdrawal symptoms) during study weeks 1-4

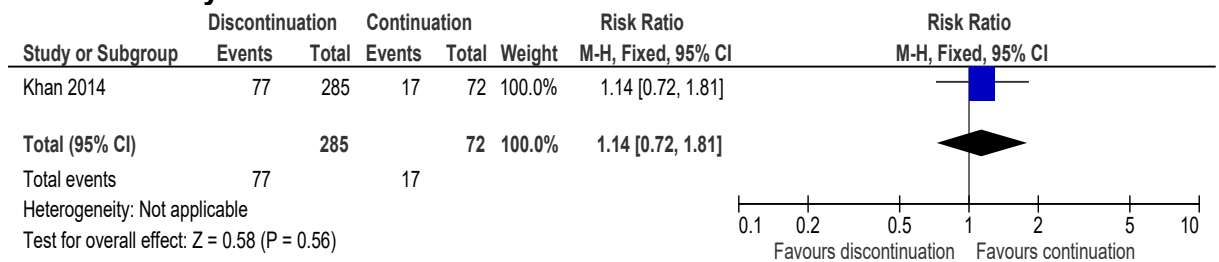


Figure 41: Feeling unreal or detached (protocol outcome: specific withdrawal symptoms) during study weeks 1-4

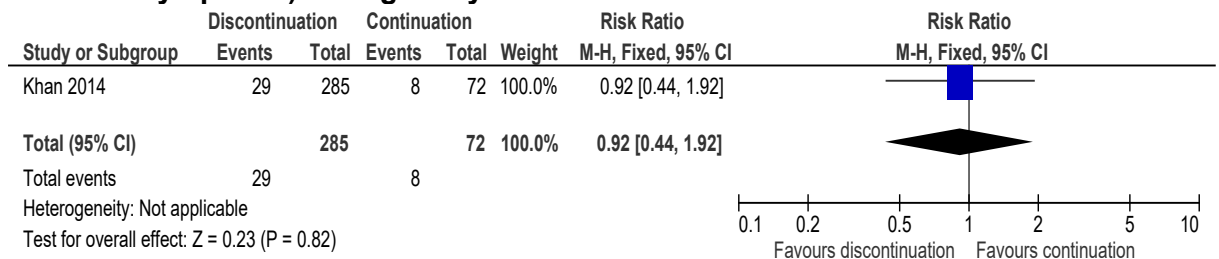


Figure 42: Confusion or trouble concentrating (protocol outcome: specific withdrawal symptoms) during study weeks 1-4

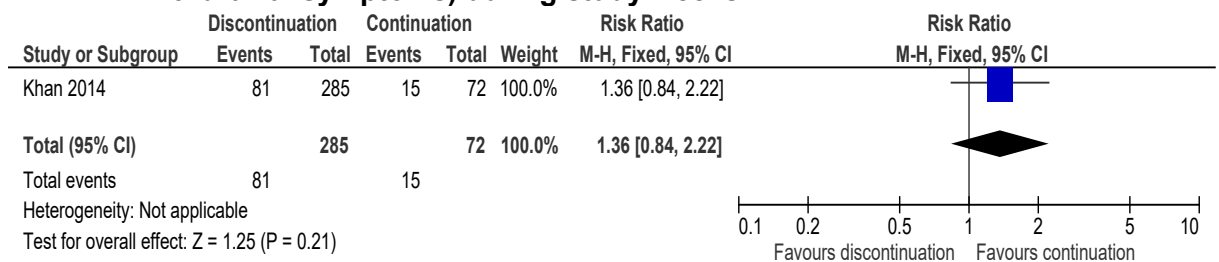


Figure 43: Forgetfulness or problems with memory (protocol outcome: specific withdrawal symptoms) during study weeks 1-4

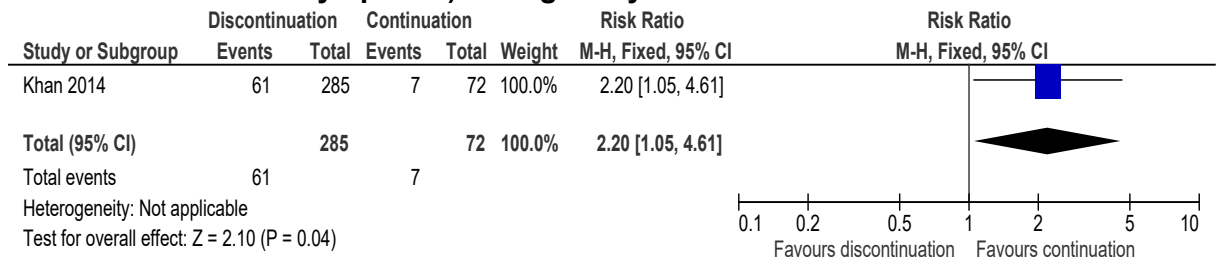


Figure 44: Mood swings (protocol outcome: specific withdrawal symptoms) during study weeks 1-4

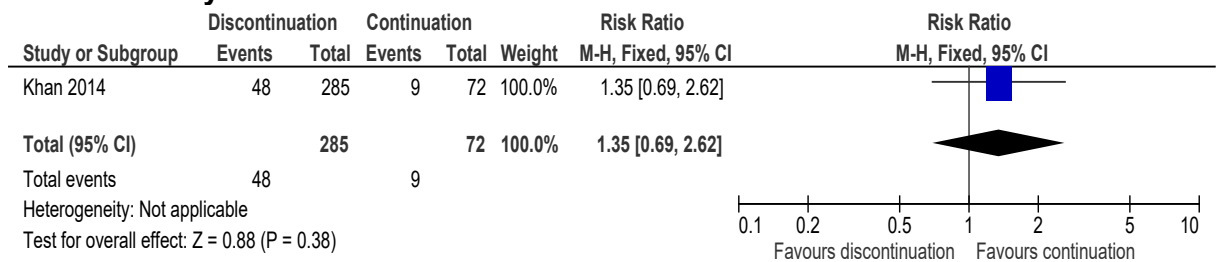


Figure 45: Trouble sleeping, insomnia (protocol outcome: specific withdrawal symptoms) during study weeks 1-4

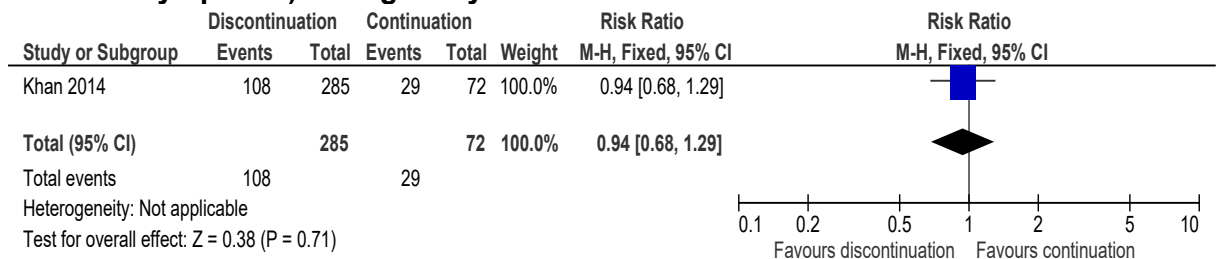


Figure 46: Increased dreaming, nightmares (protocol outcome: specific withdrawal symptoms) during study weeks 1-4

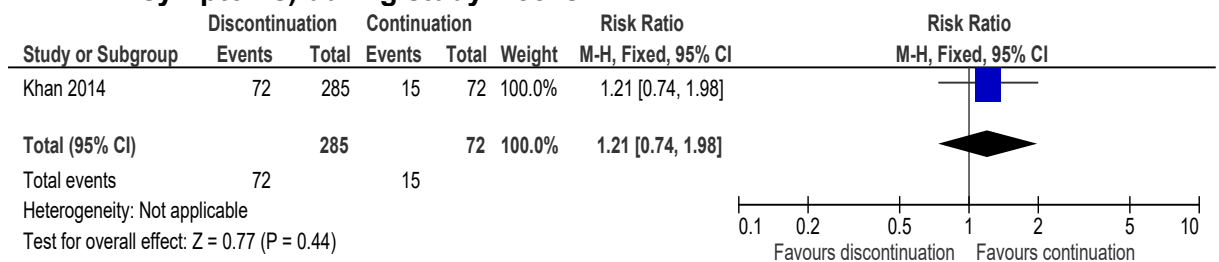


Figure 47: Sweating more than usual (protocol outcome : specific withdrawal symptoms) during study weeks 1-4

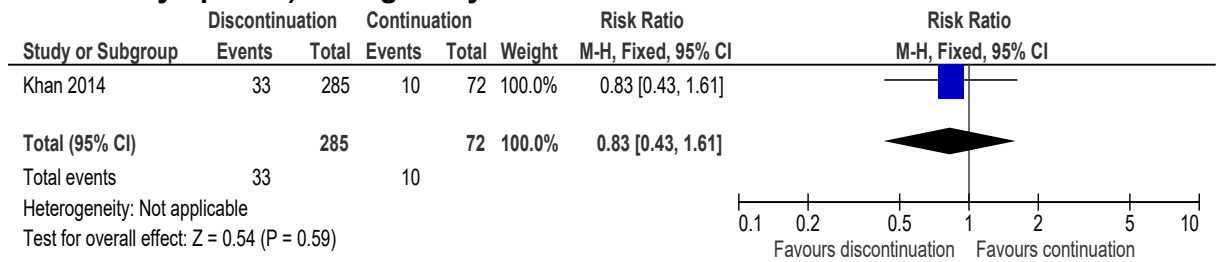


Figure 48: Shaking, trembling (protocol outcome: specific withdrawal symptoms) during study weeks 1-4

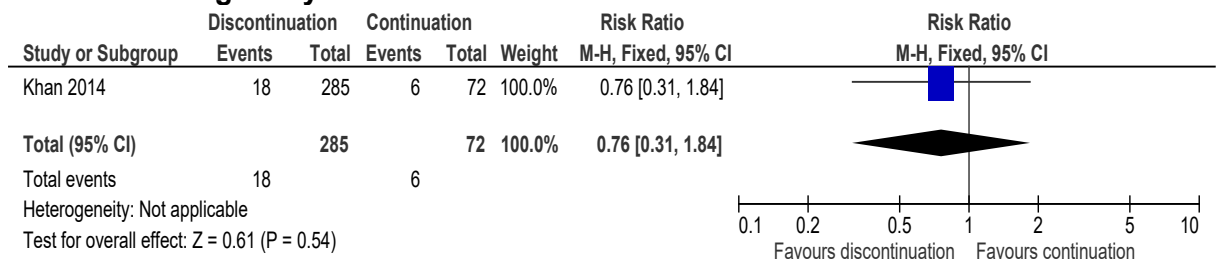


Figure 49: Muscle tension or stiffness (protocol outcome: specific withdrawal symptoms) during study weeks 1-4

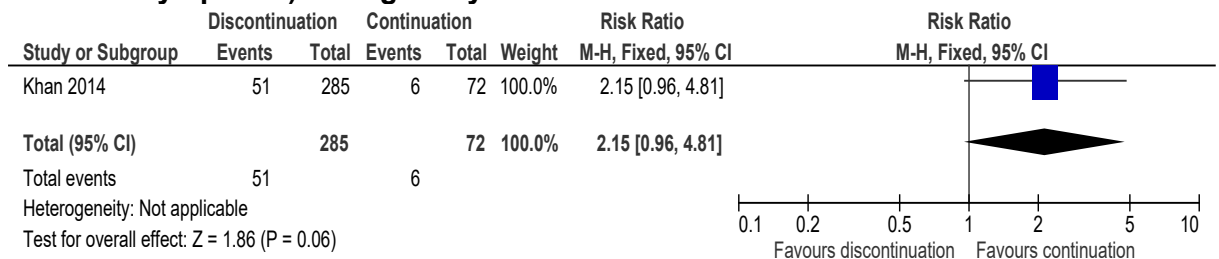


Figure 50: Muscle aches or pains (protocol outcome: specific withdrawal symptoms) during study weeks 1-4

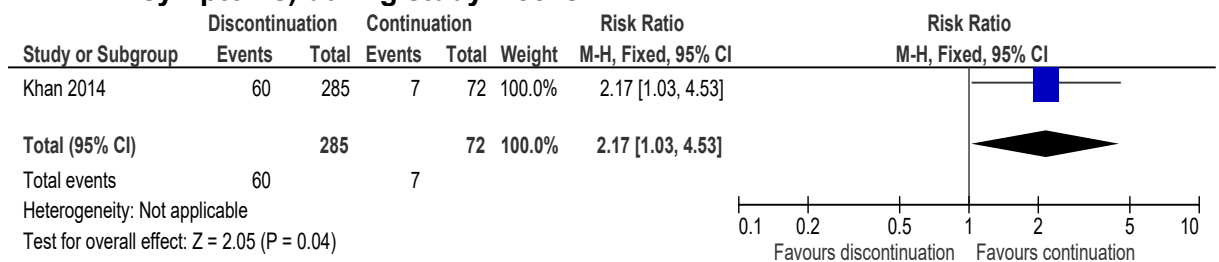


Figure 51: Restless feeling in legs (protocol outcome: specific withdrawal symptoms) during study weeks 1-4

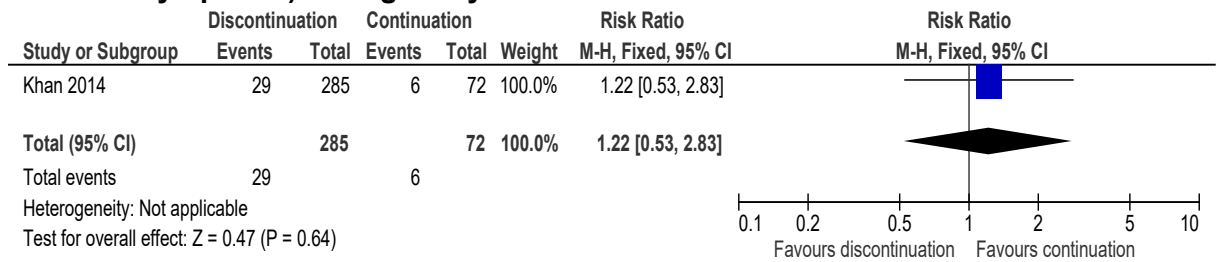


Figure 52: Muscle cramps, spasms, twitching (protocol outcome: specific withdrawal symptoms) during study weeks 1-4

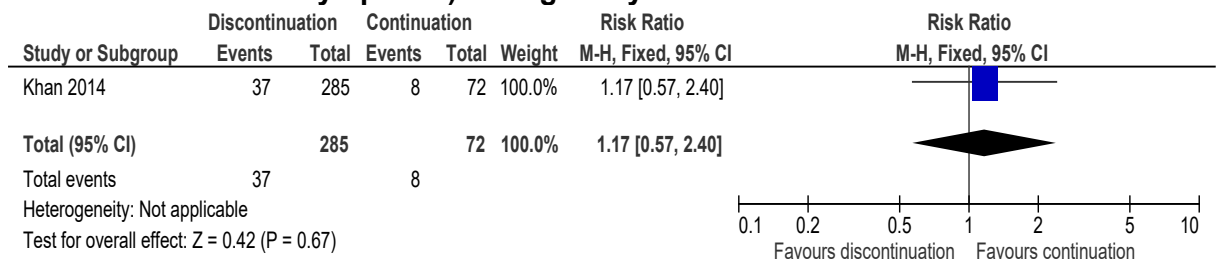


Figure 53: Fatigue, tiredness (protocol outcome: specific withdrawal symptoms) during study weeks 1-4

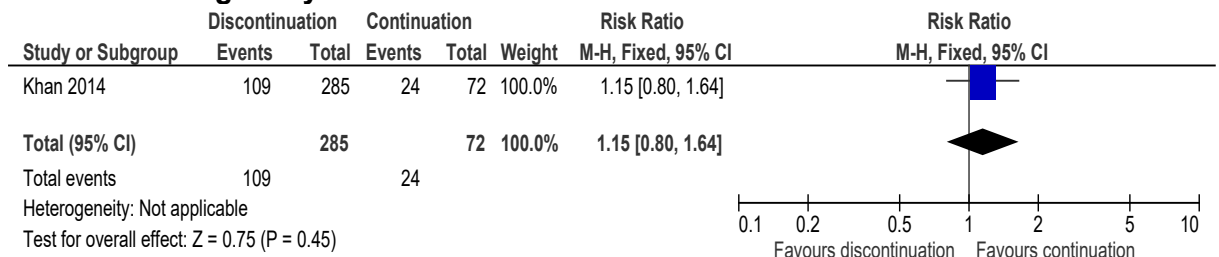


Figure 54: Unsteady gait or incoordination (protocol outcome: specific withdrawal symptoms) during study weeks 1-4

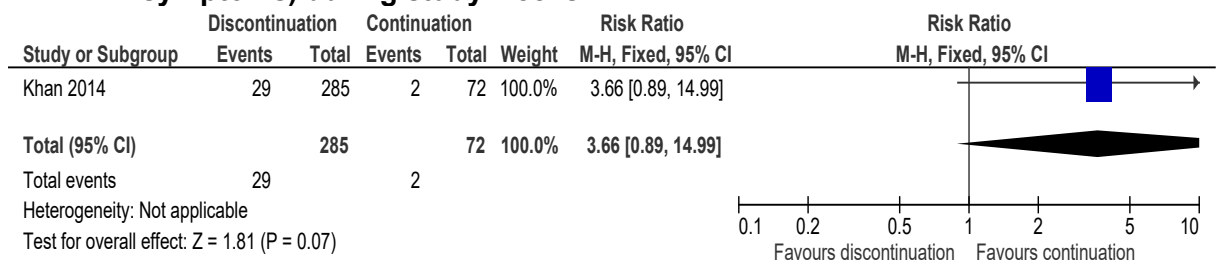


Figure 55: Blurred vision (protocol outcome: specific withdrawal symptoms) during study weeks 1-4

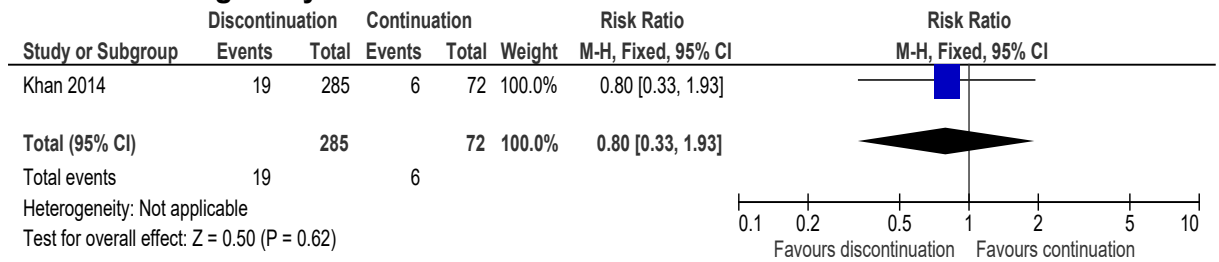


Figure 56: Sore eyes (protocol outcome: specific withdrawal symptoms) during study weeks 1-4

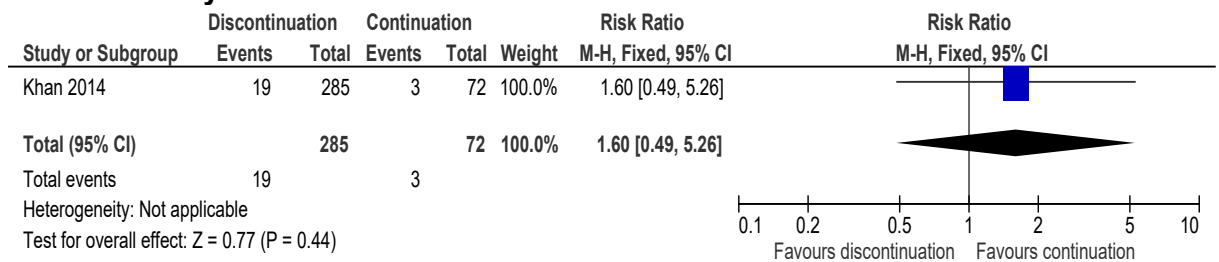


Figure 57: Uncontrolled mouth/ tongue movements (protocol outcome: specific withdrawal symptoms) during study weeks 1-4

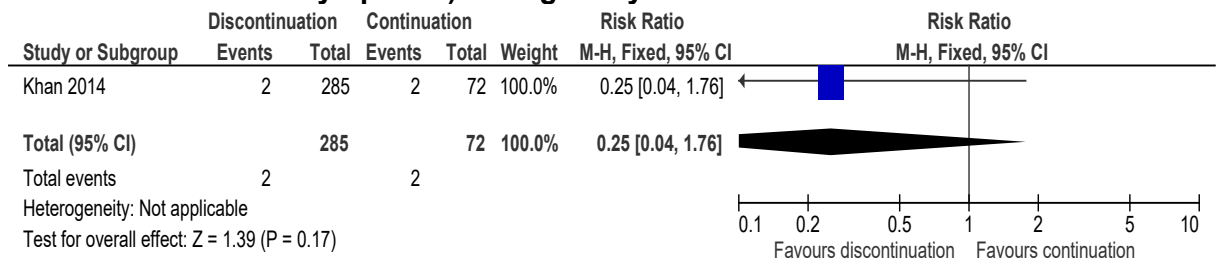


Figure 58: Problems with speech or speaking clearly (protocol outcome: specific withdrawal symptoms) during study weeks 1-4

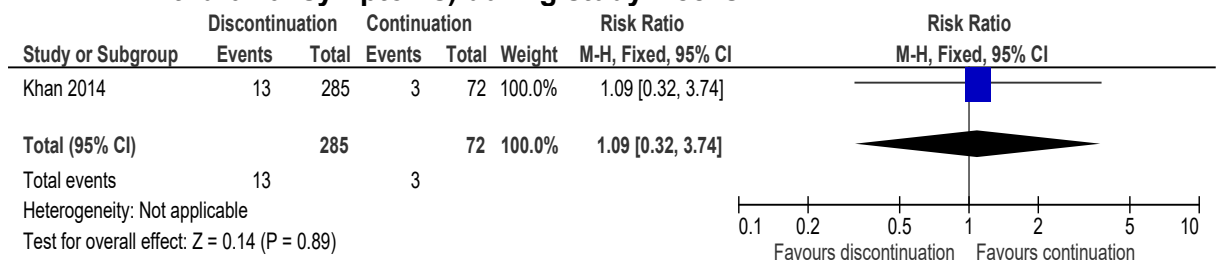


Figure 59: Headache (protocol outcome: specific withdrawal symptoms) during study weeks 1-4

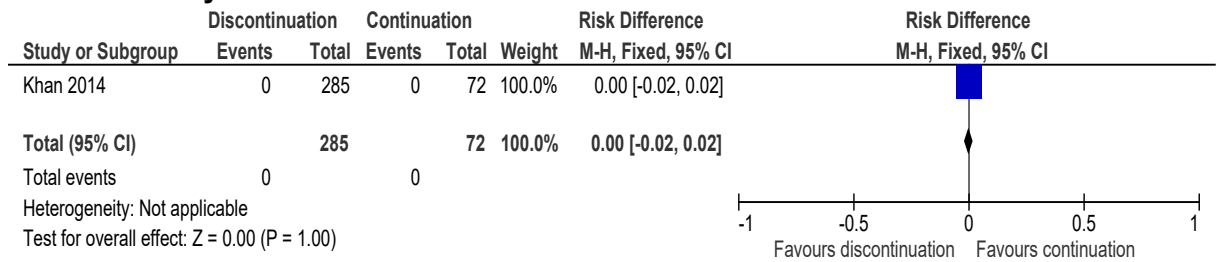


Figure 60: Increased saliva in mouth (protocol outcome: specific withdrawal symptoms) during study weeks 1-4

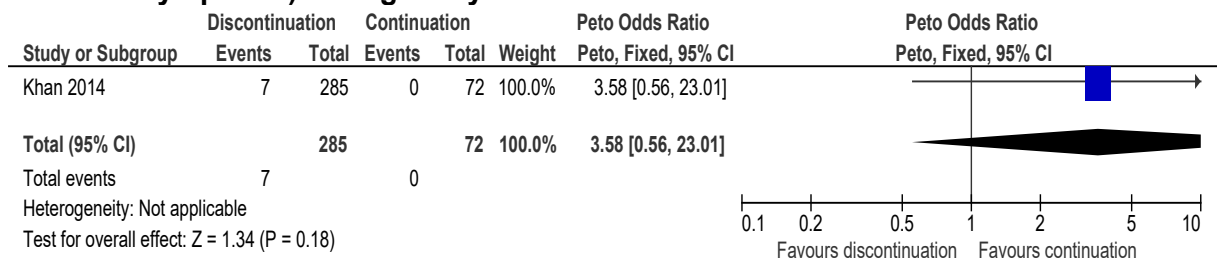


Figure 61: Dizziness, light-headedness or sensation of spinning (protocol outcome: specific withdrawal symptoms) during study weeks 1-4

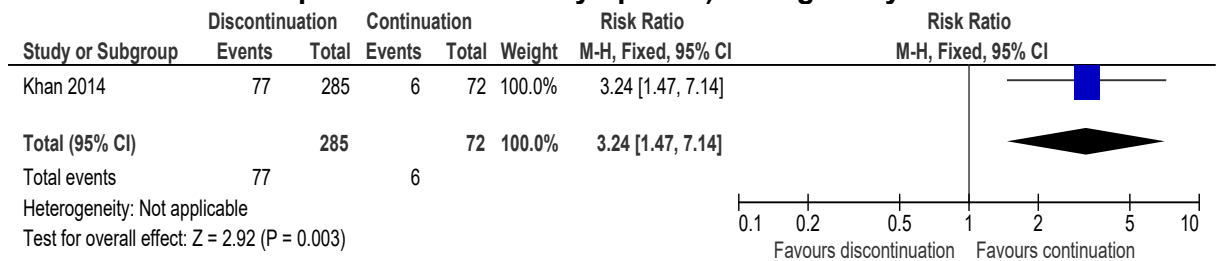


Figure 62: Nose running (protocol outcome: specific withdrawal symptoms) during study weeks 1-4

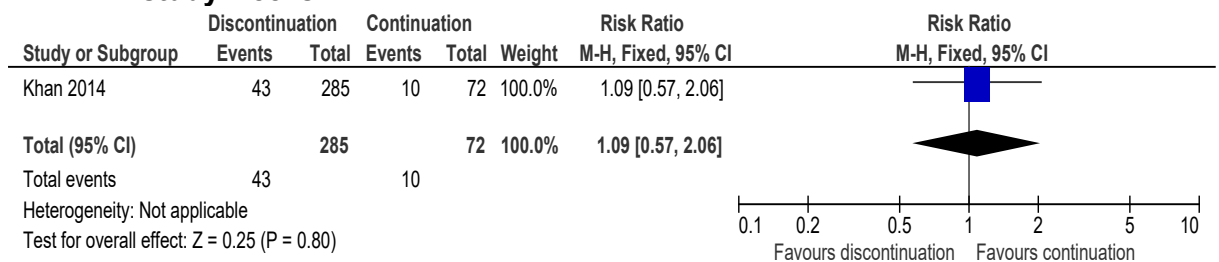


Figure 63: Shortness of breath (protocol outcome: specific withdrawal symptoms) during study weeks 1-4

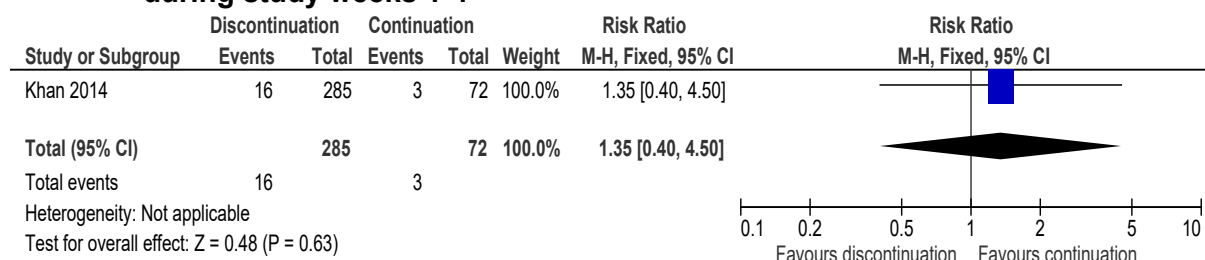


Figure 64: Chills (protocol outcome: specific withdrawal symptoms) during study weeks 1-4

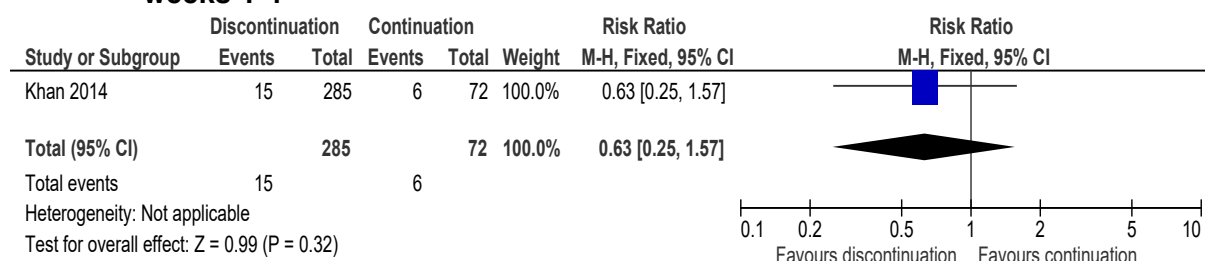


Figure 65: Fever (protocol outcome: specific withdrawal symptoms) during study weeks 1-4

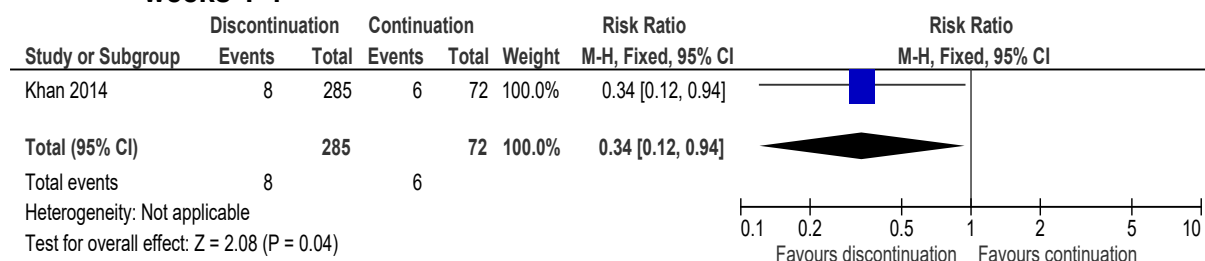


Figure 66: Vomiting (protocol outcome: specific withdrawal symptoms) during study weeks 1-4

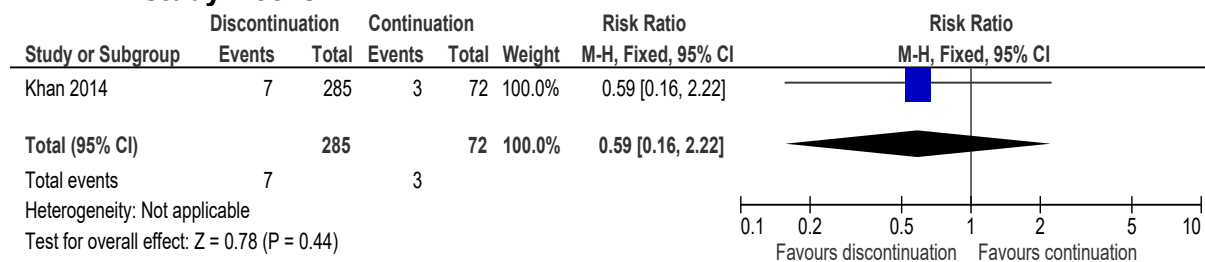


Figure 67: Nausea (protocol outcome: specific withdrawal symptoms) during study weeks 1-4

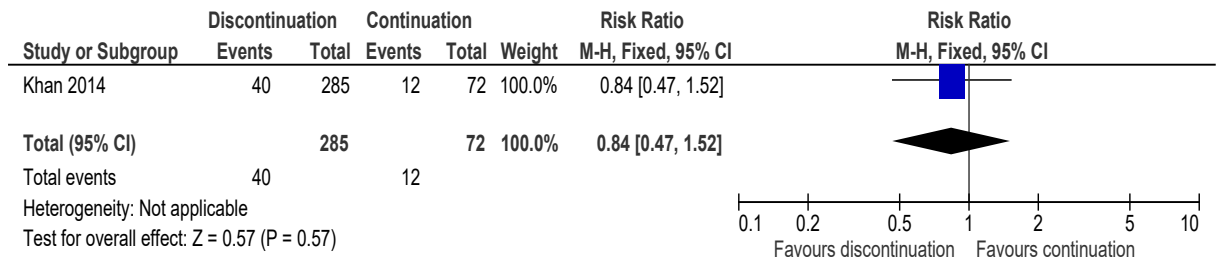


Figure 68: Diarrhoea (protocol outcome: specific withdrawal symptoms) during study weeks 1-4

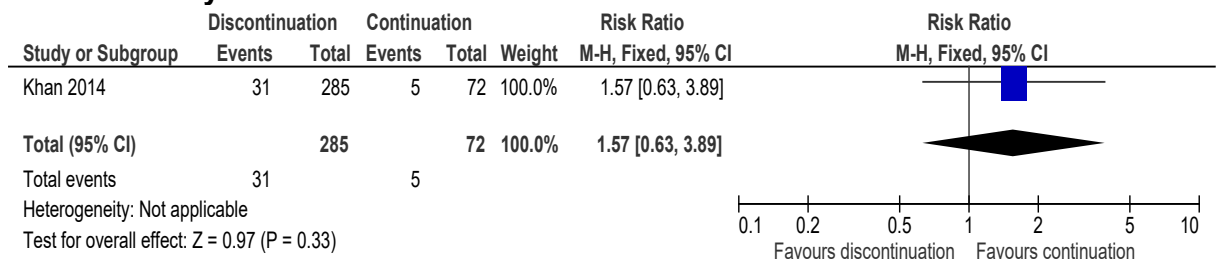


Figure 69: Stomach cramps (protocol outcome: specific withdrawal symptoms) during study weeks 1-4

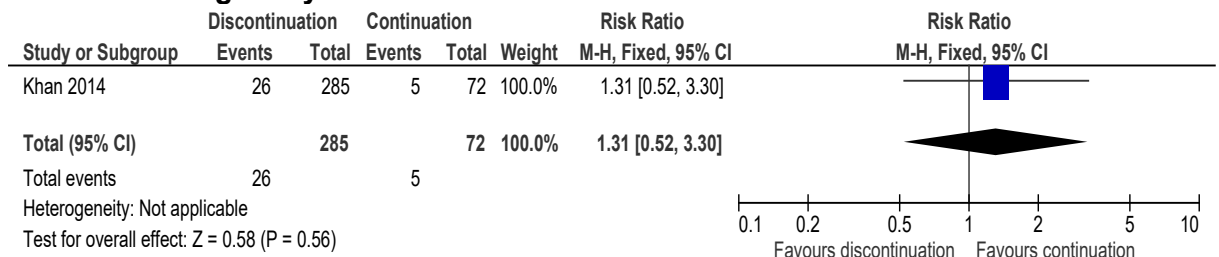


Figure 70: Stomach bloating (protocol outcome: specific withdrawal symptoms) during study weeks 1-4

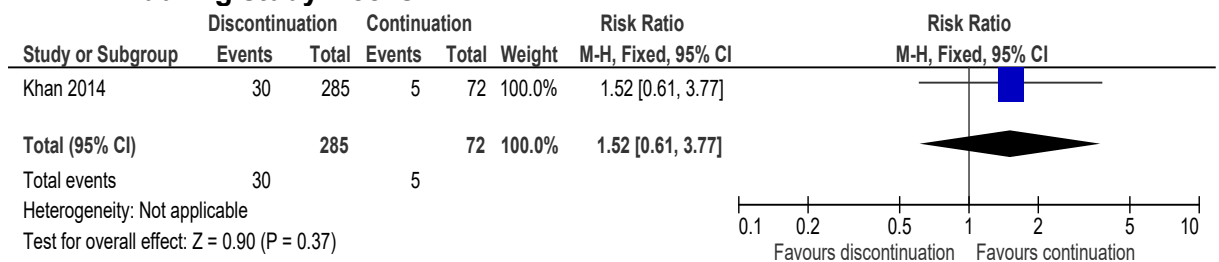


Figure 71: Unusual visual sensations (protocol outcome: specific withdrawal symptoms) during study weeks 1-4

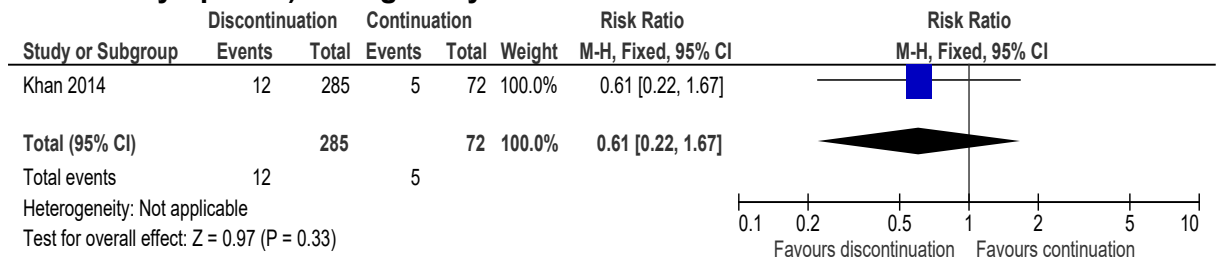


Figure 72: Burning, numbness (protocol outcome: specific withdrawal symptoms) during study weeks 1-4

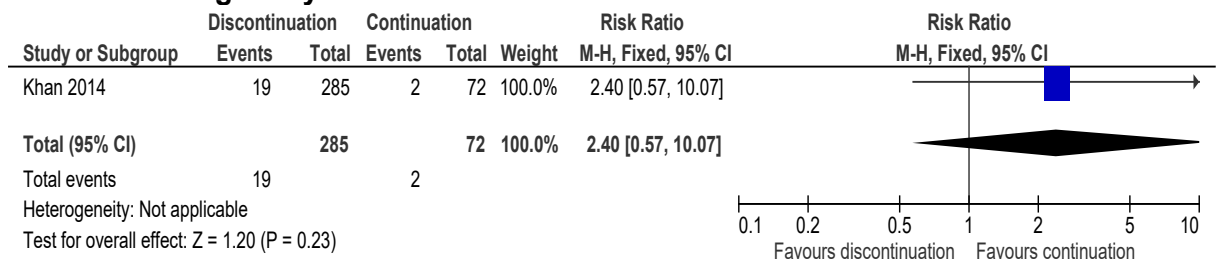


Figure 73: Unusual sensitivity to sound (protocol outcome: specific withdrawal symptoms) during study weeks 1-4

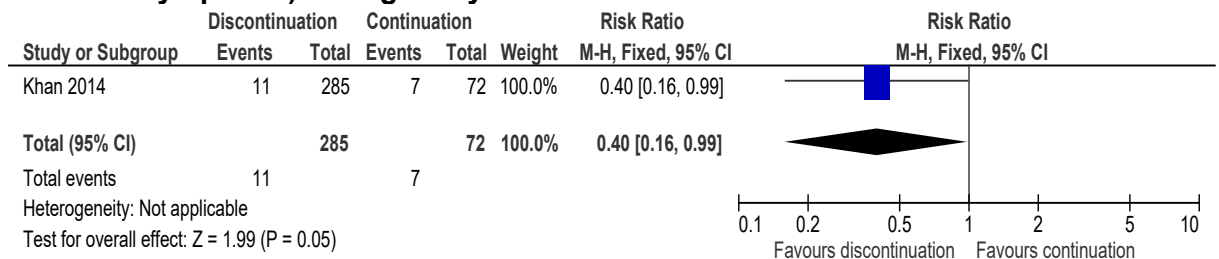


Figure 74: Ringing or noises in the ears (protocol outcome: specific withdrawal symptoms) during study weeks 1-4

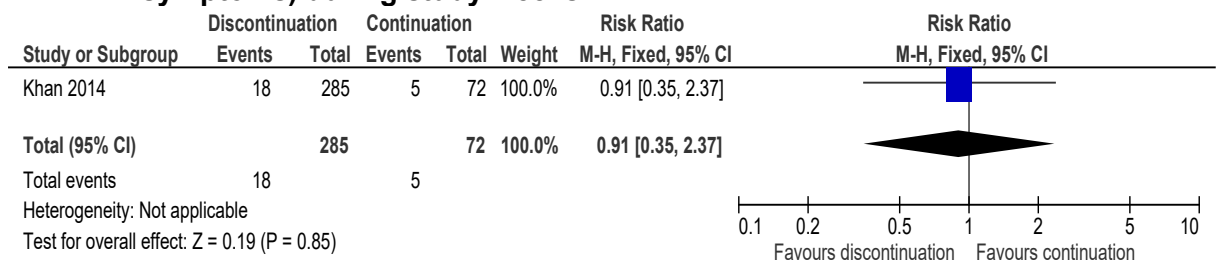
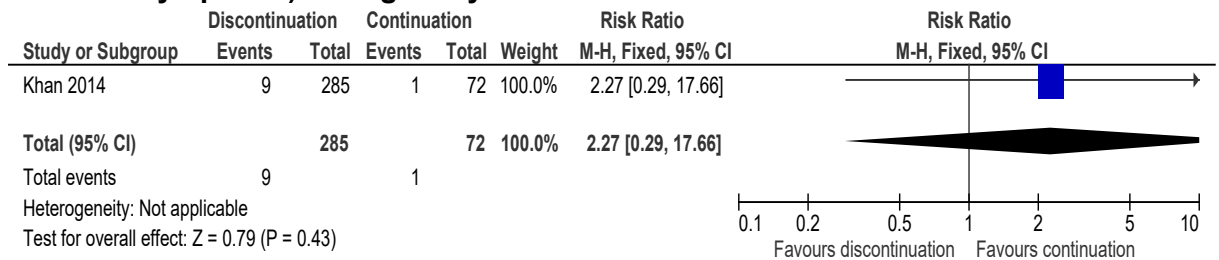


Figure 75: Unusual tastes or smells (protocol outcome: specific withdrawal symptoms) during study weeks 1-4



D.5.1.2 SSRIs

Figure 76: Rebound: return to a MADRS score equal to or higher than the original score at the entry of the acute treatment study (protocol outcome: specific withdrawal symptom 2 weeks post-abrupt discontinuation)

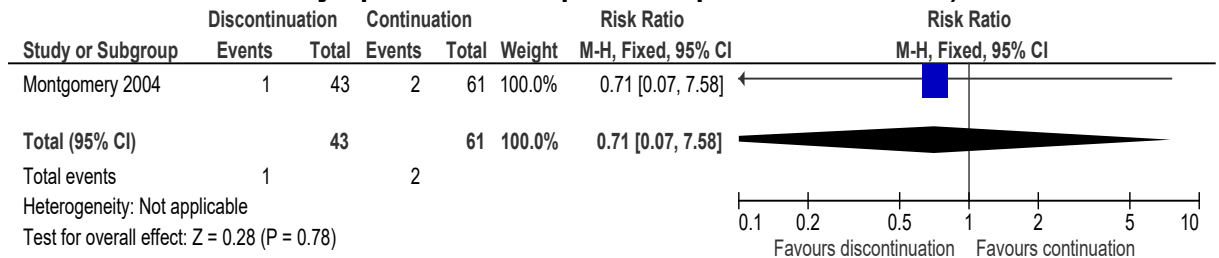


Figure 77: Total no. of emergent DESS symptoms (protocol outcome: intensity of withdrawal symptoms at 2 weeks post-abrupt discontinuation)

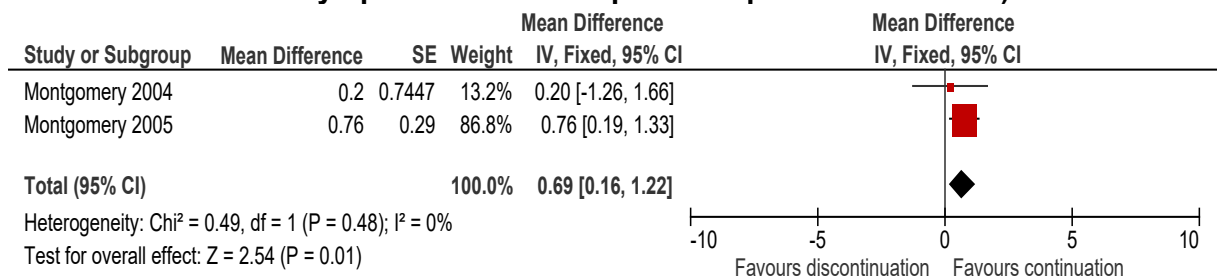
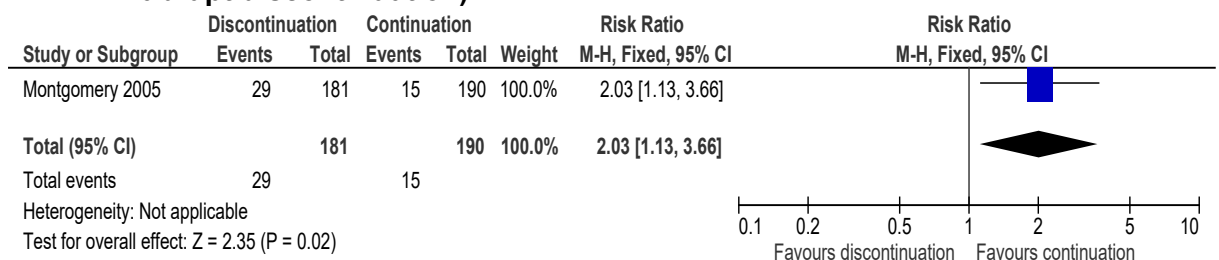


Figure 78: Discontinuation Emergent Signs and Symptoms (DESS) score of ≥4 (protocol outcome: intensity of withdrawal symptoms at 2 weeks post-abrupt discontinuation)



D.5.2 Withdrawal from antidepressants vs withdrawal from placebo

D.5.2.1 Other antidepressants

Figure 79: Withdrawal symptoms during discontinuation (protocol outcome: any withdrawal symptom during the discontinuation period)

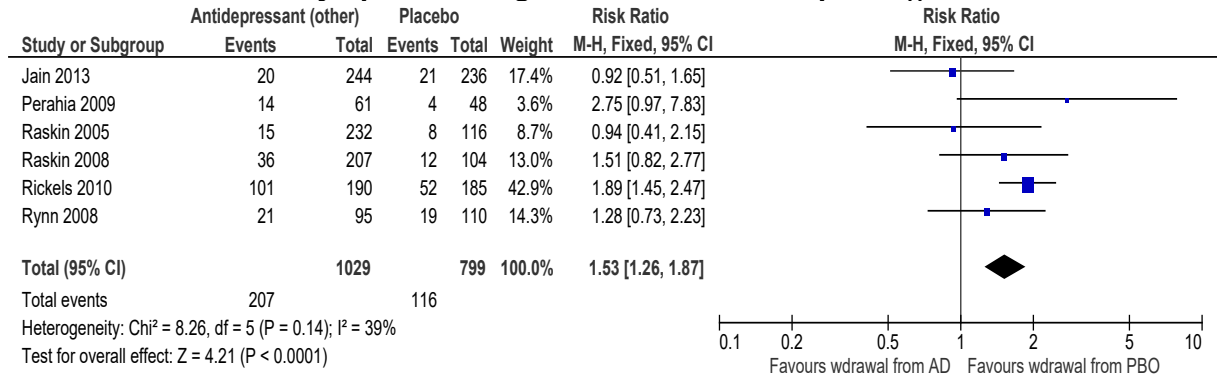


Figure 80: Withdrawal symptoms (protocol outcome: any withdrawal symptom at 3 days after discontinuation of treatment)

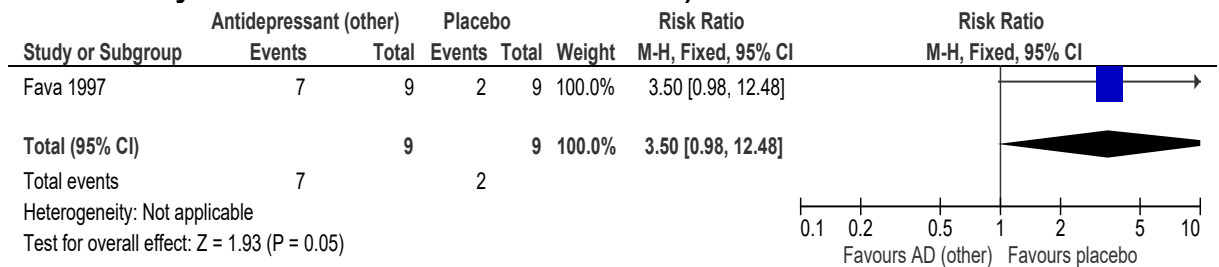


Figure 81: Headache as a DEAE (protocol outcome: specific withdrawal symptom during the discontinuation period)

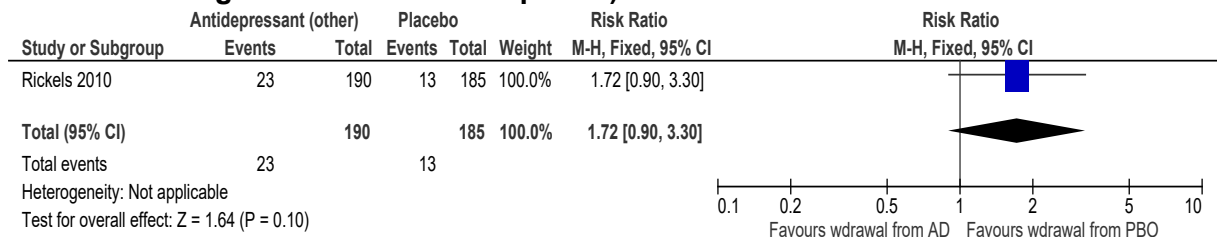


Figure 82: Insomnia as a DEAE (protocol outcome: specific withdrawal symptom during the discontinuation period)

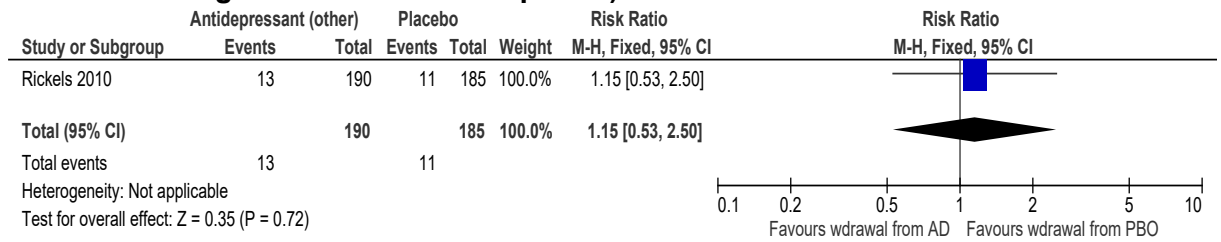


Figure 83: Nausea as a DEAE (protocol outcome: specific withdrawal symptom during the discontinuation period)

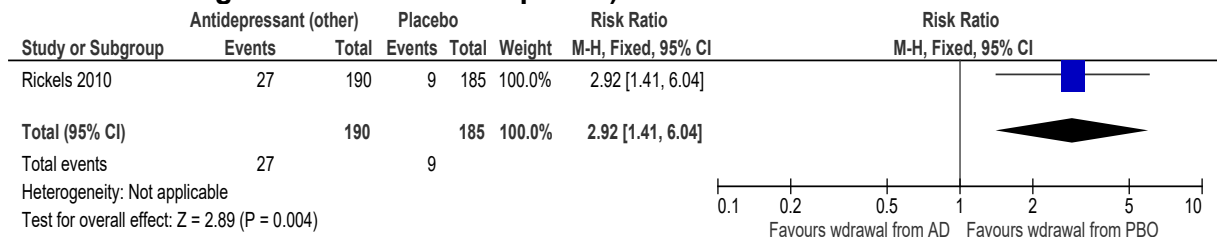


Figure 84: Dizziness as a DEAE (protocol outcome: specific withdrawal symptom during the discontinuation period)

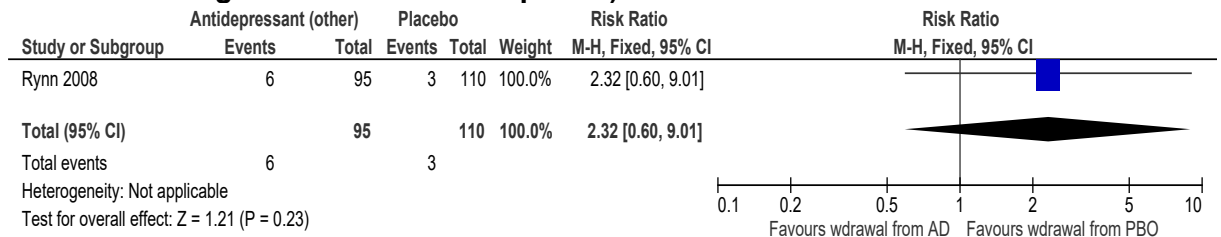


Figure 85: Mild adverse events (protocol outcome: intensity of withdrawal symptoms at mean 5 days after discontinuation of treatment)

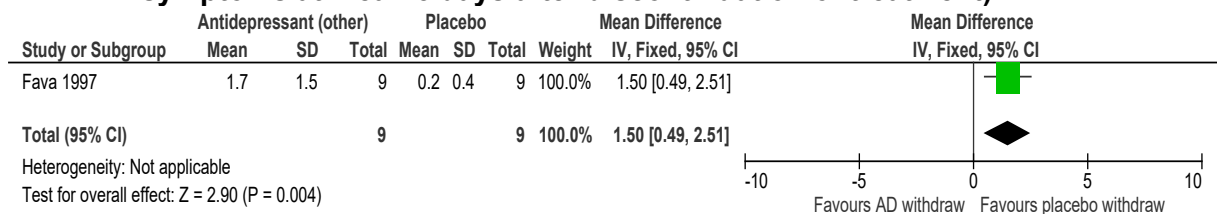
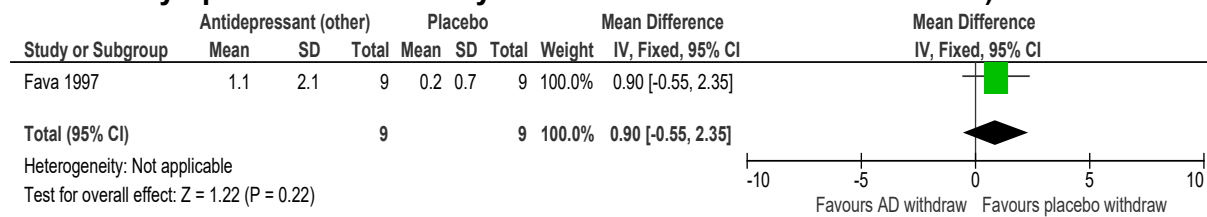


Figure 86: Moderate adverse events (protocol outcome: intensity of withdrawal symptoms at mean 5 days after discontinuation of treatment)



Appendix E Effectiveness evidence

E.1 Quantitative evidence

Study	Afilalo 2010 ¹⁰
Study type	RCT (Patient randomised; Parallel)
Number of studies (number of participants)	1 (n=1030 randomised).
Countries and setting	87 sites in the US and 15 sites in Canada, 6 sites in New Zealand and 4 sites in Australia.
Duration of study	Titration 3 weeks, maintenance 12 weeks and follow-up 2 weeks after last intake of medication. Conducted from 7 February 2007 to 4 June 2008.
Inclusion criteria	Men and women ≥ 40 years of age with a diagnosis of osteoarthritis for the knee, functional capacity class I–III, and apian at the reference joint requiring the use of analgesics (non-opioids or opioids at doses equivalent to ≤ 160 mg oral morphine/day) for ≥ 3 months prior to screening. A patient rated 11-point numerical rating scale (0=no pain, 10=pain as bad as you can imagine) was used to assess pain intensity twice daily. Patients were dissatisfied with their current analgesic therapy and had average pain intensity numerical rating scale score of ≥ 5 during the 3 days preceding randomization.
Exclusion criteria	Presence of clinically significant or unstable medical or psychiatric disease, requirement for painful procedures during the study that could influence efficacy or safety assessments, and history of substance abuse, epilepsy/seizure disorder, stroke; transient ischemic attack, malignancy, HIV, chronic hepatitis B or C, uncontrolled hypertension, severe renal impairment, moderate or severe hepatic impairment, ALT or AST concentrations over 3 times the upper limit of normal, and hypersensitivity to study medications or their excipients. Patients with conditions potentially influencing the assessment of osteoarthritis pain were excluded. The use of concomitant analgesics was prohibited. Neuroleptics, tricyclic antidepressants, anticonvulsants, antiparkinsonian drugs and serotonin norepinephrine reuptake inhibitors were prohibited within 14 days prior to screening and during the study because their use could confound efficacy or safety assessment. Medications other than those listed above such as SSRI were allowed for patients with diagnosed controlled psychiatric or neurological conditions if taken at a stable dose

Study	Afilalo 2010 ¹⁰
	for 3 or more months prior to randomization. Monoamine oxidase inhibitors were prohibited within 14 days prior to screening and during the std. Corticosteroids were prohibited during the trial and within 4 weeks to 6 months prior to screening, depending on route of administration.
Recruitment/selection of patients	Recruited patients with moderate to severe chronic pain due to osteoarthritis related to the knee.
Age, gender and ethnicity	<p>Age, y, Mean (SD): Group 1: 58.4 (10.09), Group 2: 58.2 (10.29), Group 3: 58.2 (9.15)</p> <p>Male %: Group 1: 37.2%, Group 2: 40.9%, Group 3: 40.7%</p> <p>Race</p> <p>White: Group 1: 75.6%, Group 2: 71.6%, Group 3: 79.2%</p> <p>Black: Group 1: 14.2%, Group 2: 13.2%, Group 3: 11.3%</p> <p>Hispanic: Group 1: 6.1%, Group 2: 10.8%, Group 3: 5.9%</p> <p>Other: Group 1: 4.1%, Group 2: 4.4%, Group 3: 3.6%</p> <p>Authors reported that demographic and baseline characteristics were balanced across groups.</p>
Extra comments	Efficacy, quality of life and treatment emergent adverse events were reported.
Indirectness of population	No indirectness.
Interventions & comparators	<p>Period 1: Screening (\leq 14 days)</p> <p>Period 2: Washout (3-7 days, during which patients were to discontinue all analgesic medication)</p> <p>Period 3: Titration (3 weeks)</p> <p>Period 4: Maintenance (12 weeks)</p> <p>Period 5: Follow-up (14 days after last intake of study medication).</p>

Study	Afilalo 2010 ¹⁰
	<p>(n=346) Group 1: Withdrawal from/stopping use of one of the prescribed medicines - Withdrawal from tapentadol, twice daily controlled, adjustable, oral doses of tapentadol ER 100-250 mg.</p> <p>Started with twice daily dose of tapentadol ER 50 mg. After the first 3 days, doses were increased to 100 mg twice daily; these were the minimum doses for the remainder of the study. At 3-day intervals, patients could increase their doses in consultation with a study investigator in twice –daily increments of tapentadol ER 50 mg (maximum twice daily doses of tapentadol ER 250 mg); downward titration was possible in twice daily decrements of tapentadol ER 50 mg without a time restriction. All doses taken in the morning and evening. Paracetamol could be taken up to 3 days before the conclusion of the titration period.</p> <p>During the maintenance period patients were encouraged to remain on a steady dose of study medication but could request additional dose adjustment to maintain their optimal balance.</p> <p>After 12 weeks, the study medication was abruptly withdrawn.</p> <p>(n=345) Group 2: Withdrawal from/stopping use of one of the prescribed medicines - Withdrawal from oxycodone HCl CR 20-50 mg</p> <p>Started with twice daily dose of oxycodone HCl CR 10mg. After the first 3 days, doses were increased to 20 mg twice daily; these were the minimum doses for the remainder of the study. At 3-day intervals, patients could increase their doses in consultation with a study investigator in twice –daily increments of oxycodone HCl CR 10 mg (maximum twice daily doses of oxycodone HCl CR 50 mg); downward titration was possible in twice daily decrements of oxycodone HCl CR 10mg without a time restriction. All doses taken in the morning and evening. Paracetamol could be taken up to 3 days before the conclusion of the titration period.</p> <p>During the maintenance period patients were encouraged to remain on a steady dose of study medication but could request additional dose adjustment to maintain their optimal balance.</p> <p>After 12 weeks, the study medication was abruptly withdrawn.</p> <p>(n=339) Group 3: Withdrawal from placebo</p> <p>After 12 weeks, the study medication was abruptly withdrawn.</p>

Study	Afilalo 2010 ¹⁰
Funding	Johnson & Johnson Pharmaceutical Research and Development, L.L.C. Afilalo received funding for study support from Johnson and Johnson Pharmaceutical Research and Development, L.L.C. Most other authors are employees of Grunenthal GmbH.
<p>RESULTS (NUMBER ANALYSED) AND RISK OF BIAS FOR COMPARISON: tapentadol versus oxycodone versus placebo</p> <p>Protocol outcome 1: Intensity of withdrawal symptoms at post-intervention and longest follow-up Actual outcome: COWS scores for all treatment group for all time periods (in patients who did not use opioids following discontinuation of study medication)</p> <p>COWS assessments completed ≥ 2 days to <5 days after last intake of medication:</p> <p>No opioid withdrawal: Group 1: 29/35, Group 2: 32/37, Group 3: 23/23.</p> <p>Mild opioid withdrawal: Group 1: 6/35, Group 2: 5/37, Group 3: 0/23.</p> <p>COWS assessments completed ≥ 5 days after last intake of study medication:</p> <p>No opioid withdrawal: Group 1: 69/70, Group 2: 72/84, Group 3: 54/59</p> <p>Mild opioid withdrawal: Group 1: 1/70, Group 2: 10/84, Group 3: 5/59</p> <p>Moderate opioid withdrawal: Group 1: 0/70, Group 2: 2/84, Group 0/59</p> <p>Risk of bias:</p> <p>All domain – High, Selection - Low, Blinding - Low, Incomplete outcome data - High, Outcome reporting - Low, Measurement – Low, Crossover - Low; Indirectness of outcome: No indirectness; At end of study - Group 1 Number missing: 163; Group 2 Number missing: 224, Group 3 Number missing: 134, Reason*: patient choice (141), lost to follow-up (8), adverse event (223), lack of efficacy (57), study drug noncompliance (17), other (74), no drug received (7).</p> <p>NB. No. missing includes dropouts during treatment phase of study.</p> <p>The subjective opiate withdrawal scale was also used to assess subjectively reported symptoms consistent with opioid withdrawal throughout the 4 days after treatment discontinuation. Reported at 24, 48 and 72 hours after last dose of study medication. This was not extracted as only reported as no statistically significant differences between tapentadol and placebo groups.</p>	

Study	Connor 1998 ¹³³
Study type	RCT (Patient randomised; Parallel)
Number of studies (number of participants)	(n=56 began open-label treatment; 36 analysed)
Countries and setting	Conducted in Unknown; Setting: NR
Line of therapy	Unclear
Duration of study	Intervention + follow up: 11 months
Method of assessment of guideline condition	Adequate method of assessment/diagnosis: Fulfilled DSM-III-R criteria for a principal diagnosis of social phobia
Stratum	Benzodiazepines
Subgroup analysis within study	Not applicable
Inclusion criteria	Fulfilled DSM-III-R criteria for a principal diagnosis of social phobia, granted informed consent, between the ages of 18 and 55.
Exclusion criteria	History of schizophrenia, bipolar disorder, organic brain syndrome, antisocial personality disorder, mental retardation, major depression in the past 12 months, panic disorder, alcohol or substance abuse, the concomitant need for other psychotropic drugs or any ongoing psychotherapy.
Recruitment/selection of patients	NR
Age, gender and ethnicity	Age - Mean (SD): continuation group: 40.6 (8.2), discontinuation group: 39.5 (7.0). Gender (M:F): continuation group: 11/6, discontinuation group: 12/7, discontinuation group: 12/7. Ethnicity: continuation group: white: 16 African American: 1; discontinuation group: white: 17 African American: 2

Study	Connor 1998 ¹³³
Further population details	1. Half-life of benzodiazepine the population are taking: Long half-life benzodiazepine
Extra comments	No differences existed between the groups with respect to pre-randomisation clonazepam dose (1.64±0.57mg for continuation group and 1.94±0.59mg for discontinuation group).
Indirectness of population	No indirectness
Interventions	<p>(n=19) Intervention 1: Withdrawal from/stopping use of one of the prescribed medicines - Withdrawal from clonazepam. Following 6 months of open-label clonazepam, individually determined doses were administered as required and gradually raised until the CGI scale was established at 1.0, 1.5, 2.0 or 2.5mg/day. At week 24 participants were randomised to discontinue medication. A fixed dose taper of 0.25mg every 2 weeks was established. 6 weeks of tapered dose was required for the group receiving 1.0mg/day to reach 0.0mg, 10 weeks for the 1.5mg group, 14 weeks for the 2.0mg group and 18 weeks for the 2.5mg group. discontinuation participants received the same number of pills per visit with diminishing doses supplemented with matching placebo. Dose tapering began at week 26 and participants continued to receive double-blind placebo after completion of their clonazepam taper until week 44, at which time they underwent a rapid 3-week taper (details not described, but no matching placebo substitution occurred at this point in the study). Duration 11 months. Concurrent medication/care: NR. Indirectness: Serious indirectness.</p> <p>(n=17) Intervention 2: No withdrawal/continuation on medicine - No withdrawal. Continuation of treatment. Following 6 months of open-label clonazepam, individually determined doses were administered as required and gradually raised until the CGI scale was established at 1.0, 1.5, 2.0 or 2.5mg/day. At week 24 participants were randomised to continue medication for a further 5 months. Between weeks 44 and 47 the groups taking 2.0 and 2.5mg had their dosages reduced each week to 1.5, 1.0, 0.5 and 0.0mg. The 1.5mg group dose was reduced each week to 1.0, 0.5, 0.25 and 0.0mg. The 1.0mg group dose was reduced each week to 0.75, 0.5, 0.25 and 0.0mg. . Duration 11 months. Concurrent medication/care: NR. Indirectness: Serious indirectness.</p>
Funding	Other author(s) funded by industry (work was supported by a grant from Hoffmann-La Roche to Dr Jonathan Davidson)
RESULTS (NUMBERS ANALYSED) AND RISK OF BIAS FOR COMPARISON: WITHDRAWAL FROM CLONAZEPAM versus CONTINUATION OF CLONAZEPAM	
Protocol outcome 1: Intensity of withdrawal symptoms at post-intervention and longest follow-up	

Study	Connor 1998 ¹³³
	<p>- Actual outcome for Benzodiazepines: Total BWC score at the end of taper; Group 1: mean 8.2 (SD 7.5); n=19, Group 2: mean 6.4 (SD 10.2); n=17; Benzodiazepine Withdrawal Checklist 0-132 Top=High is poor outcome; Comments: BWC consists of a checklist of 33 withdrawal symptoms rated 0-4 where 0= not at all, 1= mild, 2= moderate, 3= severe and 4= very severe.</p> <p>Risk of bias: All domain - Very high, Selection - High, Blinding - Low, Incomplete outcome data - Unclear, Outcome reporting - Low, Measurement - High, Crossover - Low, Subgroups - Low; Indirectness of outcome: No indirectness ; Group 1 Number missing: ; Group 2 Number missing: Unclear how many dropped out from either group during the discontinuation phase.</p>
Protocol outcomes not reported by the study	Any withdrawal symptom at post-intervention and longest follow-up; Specific withdrawal symptom at post-intervention and longest follow-up; Duration of withdrawal syndrome at n/a; Quality of life at n/a

Study	Curran 2003 ¹⁴⁹
Study type	RCT (Patient randomised; Parallel)
Number of studies (number of participants)	(n=138 (including non-randomised group which is not included))
Countries and setting	Conducted in United Kingdom; Setting: General practices in inner city and suburban London and in rural areas from the teaching and research network of the Royal Free and UCL Medical School.
Line of therapy	Unclear
Duration of study	Intervention + follow up: 52 weeks
Method of assessment of guideline condition	Method of assessment/diagnosis not stated: Included people taking BZDs on a repeated, daily basis.
Stratum	Benzodiazepines

Study	Curran 2003 ¹⁴⁹
Subgroup analysis within study	Not applicable
Inclusion criteria	Age ≥65 years, taking BZDs on a repeated, daily basis for at least 6 months; wishing to discontinue their sleeping tablets.
Exclusion criteria	Patients with dementia, or other organic states associated with cognitive dysfunction; severe deafness or severe visual impairment; current major psychiatric disorders; histories of seizures; those receiving terminal care. GPs could also exclude any patient for whom they felt discontinuation of BZD hypnotics was clinically inappropriate.
Recruitment/selection of patients	Identified through an audit of practice computer records.
Age, gender and ethnicity	Age - Other: Mean 77 (6.9), range 65-93. Gender (M:F): 71%F, 29%M. Ethnicity: NR
Further population details	1. Half-life of benzodiazepine the population are taking: Short half-life benzodiazepine (Temazepam (majority), nitrazepam (one third), loprazolam (remainder)).
Indirectness of population	No indirectness
Interventions	<p>(n=55) Intervention 1: Withdrawal from/stopping use of one of the prescribed medicines - Withdrawal from benzodiazepines. Following baseline assessment, patients had their dose of BZD gradually tapered over the first 8 or 9 weeks and then remained on placebo through to week 24. All drugs were formulated in identical opaque capsules and packed with lactose placebo to appear the same throughout the trial. A dose titration regime was devised to minimise the risk of withdrawal symptoms, and this was done according to each patient's original dose and particular BZD. For example, 10 mg of temazepam was reduced by 2.5 mg every 2 weeks according to the following schedule: week 1 (10 mg); weeks 2 and 3 (7.5 mg); weeks 4 and 5 (5 mg); weeks 6 and 7 (2.5 mg); week 8 onwards (0 mg i.e., placebo only).</p> <p>Tablet bottles were numbered consecutively from 1 to 24 and were given in monthly supplies to the patient or left at the GP surgery for the patient to collect. Tablet bottles were returned after use and pill counts made as an adherence check. As an additional check to confirm BZD withdrawal, urine samples were collected from patients at 52 weeks (as well as at baseline) for analysis of BZDs. Duration 24 weeks. Concurrent medication/care: Researchers trained in giving psychological support saw each patient at initial recruitment and at the four assessment times. Researchers were blind to group allocation. A pamphlet on sleep</p>

Study	Curran 2003 ¹⁴⁹
	<p>and sleep hygiene was given to each patient and telephone support was also available to patients when needed. These measures aimed to both maximize the success rates of BZD withdrawal and to minimize any demands on GPs' time. Indirectness: No indirectness.</p> <p>(n=49) Intervention 2: No withdrawal/continuation on medicine - No withdrawal from benzodiazepines. Following baseline assessment, patients continued taking their normal BZD for the next 3 months and then received the same intervention as the abrupt taper group. All drugs were formulated in identical opaque capsules and packed with lactose placebo to appear the same throughout the trial. A dose titration regime was devised to minimise the risk of withdrawal symptoms, and this was done according to each patient's original dose and particular BZD. For patients in this group, the schedule was parallel with dose reduction beginning at week 13. The schedule for 5 mg nitrazepam was: week 1 (5 mg), weeks 2 to 5 (2.5 mg), weeks 6 to 12 (0 mg). The schedule was adjusted for larger doses. For example, the schedule for 20 mg temazepam was: week 1 (20 mg); week 2 and 3 (15 mg); week 4 and 5 (10 mg); week 6 and 7 (5 mg); week 8 and 9 (2.5 mg); week 10 onwards (0 mg). Tablet bottles were numbered consecutively from 1 to 24 and were given in monthly supplies to the patient or left at the GP surgery for the patient to collect. Tablet bottles were returned after use and pill counts made as an adherence check. As an additional check to confirm BZD withdrawal, urine samples were collected from patients at 52 weeks (as well as at baseline) for analysis of BZDs. Duration 24 weeks. Concurrent medication/care: Researchers trained in giving psychological support saw each patient at initial recruitment and at the four assessment times. Researchers were blind to group allocation. A pamphlet on sleep and sleep hygiene was given to each patient and telephone support was also available to patients when needed. These measures aimed to both maximize the success rates of BZD withdrawal and to minimize any demands on GPs' time. Indirectness: No indirectness.</p>
Funding	Academic or government funding (NHS Executive, London (NHSE-LRO), Research and Development, Responsive Funding Programme).
RESULTS (NUMBERS ANALYSED) AND RISK OF BIAS FOR COMPARISON: DISCONTINUATION OF BZD versus CONTINUATION OF BZD	
<p>Protocol outcome 1: Intensity of withdrawal symptoms at post-intervention and longest follow-up</p> <p>- Actual outcome for Benzodiazepines: BWSQ at 12 weeks; Group 1: mean 34.8 (SD 20.4); n=48, Group 2: mean 32.7 (SD 16.5); n=43; Benzodiazepine Withdrawal Symptom Questionnaire 0-40 Top=High is poor outcome; Comments: Baseline BWSQ: Group A: 34.4 (18.7) Group B: 34.5 (13.7)</p>	

Study	Curran 2003 ¹⁴⁹
Risk of bias: All domain - High, Selection - High, Blinding - Low, Incomplete outcome data - Low, Outcome reporting - Low, Measurement - Low, Crossover - Low, Subgroups - Low, Other 1 - Low; Indirectness of outcome: No indirectness ; Group 1 Number missing: 7, Reason: Major illness (1), spouse died (1), problems taking medication (2), no reason given (3); Group 2 Number missing: 6, Reason: Major illness (1), died (1), unhappy with assessments (2), no reason given (2)	
Protocol outcomes not reported by the study	Any withdrawal symptom at post-intervention and longest follow-up; Specific withdrawal symptom at post-intervention and longest follow-up; Duration of withdrawal syndrome at n/a; Quality of life at n/a

Study	Fava 1997 ¹⁹⁷
Study type	RCT (Patient randomised; Parallel)
Number of studies (number of participants)	(n=20)
Countries and setting	Conducted in USA; Setting: Outpatients at the Depression Clinical and Research Program of the Massachusetts General Hospital
Line of therapy	Unclear
Duration of study	Intervention + follow up: 10 weeks
Method of assessment of guideline condition	Adequate method of assessment/diagnosis
Stratum	Antidepressants (others)
Subgroup analysis within study	Not applicable

Study	Fava 1997 ¹⁹⁷
Inclusion criteria	The study participants had met the DSM-IV criteria for major depressive disorder as determined by the Structured Clinical Interview for DSM-III-R—Patient Version and had been required to have a score of 20 or higher on the 21-item Hamilton Depression Rating Scale at screening and to have had no greater than a 20% decrease in Hamilton depression score at the baseline visit.
Exclusion criteria	The exclusion criteria included pregnancy or breast feeding; serious suicidal risk; serious or unstable medical illness; history of seizure disorder; psychotic disorders not elsewhere classified; bipolar disorder; history of drug or alcohol dependence within the previous year; previous treatment with venlafaxine; myocardial infarction within 6 months; major abnormalities in laboratory test results; use of investigational drugs, antipsychotic drugs, or ECT within 30 days; use of fluoxetine within 21 days; use of monoamine oxidase inhibitors within 14 days; and use of other psychotropic drugs within 7 days of the start of the double-blind treatment.
Recruitment/selection of patients	NR
Age, gender and ethnicity	Age - Mean (SD): 36.5 (10.7). Gender (M:F): 11M/9F. Ethnicity: NR
Further population details	1. Half-life of benzodiazepine the population are taking: Not stated/Unclear
Indirectness of population	No indirectness
Interventions	<p>(n=10) Intervention 1: Withdrawal from/stopping use of one of the prescribed medicines - Withdrawal from extended-release venlafaxine.</p> <p>During the first 2 weeks of double-blind treatment, the patients received 75 mg/day of extended-release venlafaxine. After 2 weeks of treatment, if clinically indicated to improve response, the dose of extended-release venlafaxine was increased to 150 mg/day. After 4 weeks of treatment, a further increase in dose to 225 mg/day was allowed, if clinically indicated. All of the study completers taking two or three capsules per day were required to taper their study medication by reducing the dose by one capsule per week, while those taking one capsule of study medication per day (75 mg of extended-release venlafaxine) were allowed to stop taking the medication without further tapering. Duration 10 weeks. Concurrent medication/care: NR.</p> <p>Indirectness: No indirectness</p>

Study	Fava 1997 ¹⁹⁷
	<p>(n=10) Intervention 2: Withdrawal from placebo. During the first 2 weeks of double-blind treatment, the patients received 75 mg/day of placebo. After 2 weeks of treatment, if clinically indicated to improve response, the dose of extended-release venlafaxine was increased to 150 mg/day. After 4 weeks of treatment, a further increase in dose to 225 mg/day was allowed, if clinically indicated. All of the study completers taking two or three capsules per day were required to taper their study medication by reducing the dose by one capsule per week, while those taking one capsule of study medication per day (75 mg of placebo) were allowed to stop taking the medication without further tapering. Duration 10 weeks. Concurrent medication/care: NR. Indirectness: No indirectness</p>
Funding	Study funded by industry (Supported in part by a grant from Wyeth-Ayerst Laboratories.)
<p>RESULTS (NUMBERS ANALYSED) AND RISK OF BIAS FOR COMPARISON: WITHDRAWAL FROM VENLAFAXINE versus WITHDRAWAL FROM PLACEBO</p>	
<p>Protocol outcome 1: Any withdrawal symptom at post-intervention and longest follow-up</p>	
<p>- Actual outcome for Antidepressants (others): Emergence of adverse events at During the 3 days after discontinuation ; Group 1: 7/9, Group 2: 2/9</p>	
<p>Risk of bias: All domain - High, Selection - High, Blinding - Low, Incomplete outcome data - Low, Outcome reporting - Low, Measurement - Low, Crossover - Low, Subgroups - Low, Other 1 - Low; Indirectness of outcome: No indirectness ; Group 1 Number missing: 1, Reason: not stated; Group 2 Number missing: 1, Reason: not stated</p>	
<p>- Actual outcome for Antidepressants (others): Number of adverse events at During the post taper period (mean 5 days after discontinuation of treatment.); Group 1: mean 2.8 (SD 2.3); n=9, Group 2: mean 0.2 (SD 1); n=9</p>	
<p>Risk of bias: All domain - High, Selection - High, Blinding - Low, Incomplete outcome data - Low, Outcome reporting - Low, Measurement - Low, Crossover - Low, Subgroups - Low, Other 1 - Low; Indirectness of outcome: No indirectness ; Group 1 Number missing: 1, Reason: not stated; Group 2 Number missing: 1, Reason: not stated.</p>	
<p>Protocol outcome 2: Intensity of withdrawal symptoms at post-intervention and longest follow-up.</p>	
<p>- Actual outcome for Antidepressants (others): Moderate adverse events at During the post taper period (mean 5 days after discontinuation of treatment.); Group 1: mean 1.1 (SD 2.1); n=9, Group 2: mean 0.2 (SD 0.7); n=9.</p>	

Study	Fava 1997 ¹⁹⁷
	<p>Risk of bias: All domain - High, Selection - High, Blinding - Low, Incomplete outcome data - Low, Outcome reporting - Low, Measurement - Low, Crossover - Low, Subgroups - Low, Other 1 - Low; Indirectness of outcome: No indirectness ; Group 1 Number missing: 1, Reason: not stated; Group 2 Number missing: 1, Reason: not stated.</p> <p>- Actual outcome for Antidepressants (others): Mild adverse events at During the post taper period (mean 5 days after discontinuation of treatment.); Group 1: mean 1.7 (SD 1.5); n=9, Group 2: mean 0.2 (SD 0.4); n=9</p> <p>Risk of bias: All domain - High, Selection - High, Blinding - Low, Incomplete outcome data - Low, Outcome reporting - Low, Measurement - Low, Crossover - Low, Subgroups - Low, Other 1 - Low; Indirectness of outcome: No indirectness ; Group 1 Number missing: 1, Reason: not stated; Group 2 Number missing: 1, Reason: not stated.</p>
Protocol outcomes not reported by the study	Specific withdrawal symptom at post-intervention and longest follow-up; Duration of withdrawal syndrome at n/a; Quality of life at n/a

Study	Feltner 2003 ²⁰⁰
Study type	RCT (Patient randomised; Parallel)
Number of studies (number of participants)	n= 271
Countries and setting	Conducted in Unknown multicentre; Setting: Outpatient
Line of therapy	Unclear
Duration of study	Intervention time: 4 weeks, plus 1 week taper
Method of assessment of guideline condition	Adequate method of assessment/diagnosis: DSM-IV criteria used to diagnose GAD. In patients with comorbid psychiatric diagnoses, GAD was required to be the primary disorder, as judged by the psychiatrist/ investigator, considering relative severity and time of onset.
Stratum	Gabapentinoids/ Benzodiazepines

Study	Feltner 2003 ²⁰⁰
Subgroup analysis within study	Not applicable
Inclusion criteria	Outpatients aged 18 years or older meeting DSM-IV criteria for diagnosis of GAD.
Exclusion criteria	Patients were excluded if they suffered from another axis I disorder except dysthymia, simple phobia, social phobia, somatization disorder, or a history of major depressive disorder (current major depressive disorder was excluded). In addition, patients with severe personality disorders (antisocial or borderline); drug or alcohol abuse/ dependence (active within preceding 6 months); and suicide risk, as judged by the clinician (on the basis of history and examination) or according to current severity of suicidal ideation (a HAM-D item 3 score ≥ 2) were excluded.
Recruitment/selection of patients	Clinic referrals or advertisements.
Age, gender and ethnicity	<p>Age - Mean (SD): Pregabalin 50mg group: 37.9 (10.9); Pregabalin 200mg group: 36.3 (10.9), Lorazepam group: 39.2 (11.7). Placebo group: 37.8 (10.8). Gender (M:F): Pregabalin 50mg group: 34M/36F; Pregabalin 200mg group: 33M/33F, Lorazepam group: 28M/ 40F, Placebo group: 33M/34F. Ethnicity: Pregabalin 50mg group: White 71.4%, Black 14.3%, Hispanic 8.6%, Other 5.7%</p> <p>Pregabalin 200mg group: White 74.2%, Black 13.6%, Hispanic 6.1%, Other 6.1%</p> <p>Lorazepam group: White 73.5%, Black 17.6%, Hispanic 5.9%, Other 2.9%</p> <p>Placebo group: White 71.6%, Black 16.4%, Hispanic 10.4%, Other 1.5%</p>
Further population details	1. Gabapentinoids: People on pregabalin
Extra comments	Patients were required to be free of psychotropic medications for 2 weeks (5 weeks for fluoxetine) prior to enrolment. No psychotropic medications were allowed during the study, with the exception of zolpidem (5mg, <2 nights per week and not the night before a clinic visit).
Indirectness of population	No indirectness
Interventions	(n=70) Intervention 1: Withdrawal from pregabalin 50mg tid (150mg/day). Lead-in phase (1 week) was intended to establish the stability of GAD symptoms and to eliminate the effects of prior treatments.

Study	Feltner 2003 ²⁰⁰
	<p>No drug was given. Treatment phase: study medication was titrated during the first 6 days of double-blind treatment, maintaining a constant number of capsules to preserve the blind, until the targeted dose was reached. Following these 4 weeks of treatment, the final efficacy assessments were made. Study medication dose was then tapered over 1 week, and the follow-up visit was conducted. Duration 4 weeks. Concurrent medication/care: No psychotropic medications were allowed during the study, with the exception of zolpidem (5mg, <2 nights per week and not the night before a clinic visit). Indirectness: No indirectness.</p> <p>(n=66) Intervention 2: Withdrawal from pregabalin 200mg tid (600mg/day). Lead-in phase (1 week) was intended to establish the stability of GAD symptoms and to eliminate the effects of prior treatments. No drug was given. Treatment phase: study medication was titrated during the first 6 days of double-blind treatment, maintaining a constant number of capsules to preserve the blind, until the targeted dose was reached. Following these 4 weeks of treatment, the final efficacy assessments were made. Study medication dose was then tapered over 1 week, and the follow-up visit was conducted. Duration 4 weeks. Concurrent medication/care: No psychotropic medications were allowed during the study, with the exception of zolpidem (5mg, <2 nights per week and not the night before a clinic visit). Indirectness: No indirectness.</p> <p>(n=68) Intervention 3: Withdrawal from lorazepam 2mg tid (6mg/day). Lead-in phase (1 week) was intended to establish the stability of GAD symptoms and to eliminate the effects of prior treatments. No drug was given. Treatment phase: study medication was titrated during the first 6 days of double-blind treatment, maintaining a constant number of capsules to preserve the blind, until the targeted dose was reached. Following these 4 weeks of treatment, the final efficacy assessments were made. Study medication dose was then tapered over 1 week, and the follow-up visit was conducted. Duration 4 weeks. Concurrent medication/care: No psychotropic medications were allowed during the study, with the exception of zolpidem (5mg, <2 nights per week and not the night before a clinic visit). Indirectness: No indirectness.</p> <p>(n=67) Intervention 4: Withdrawal from placebo</p> <p>Lead-in phase (1 week) was intended to establish the stability of GAD symptoms and to eliminate the effects of prior treatments. No drug was given. Treatment phase: study medication was titrated during the first 6 days of double-blind treatment, maintaining a constant number of capsules to preserve the blind, until the targeted dose was reached. Following these 4 weeks of treatment, the final efficacy assessments were made. Study medication dose was then tapered over 1 week, and the follow-up visit was conducted. Duration 4 weeks. Concurrent medication/care: No psychotropic medications were allowed during the study, with the exception of zolpidem (5mg, <2 nights per week and not the night before a clinic visit). Indirectness: No indirectness.</p>

Study	Feltner 2003 ²⁰⁰
Funding	Study funded by industry (Parke-Davis Pharmaceutical Research, a Division of the Warner-Lambert Company (now Pfizer, Inc.))
RESULTS (NUMBERS ANALYSED) AND RISK OF BIAS FOR COMPARISON: Pregabalin 50mg vs Pregabalin 200mg vs Lorazepam 2mg vs placebo	
Protocol outcome 1: Intensity of withdrawal symptoms at 5 weeks	
- Actual outcome for Gabapentinoids/ Benzodiazepines: Physician's Withdrawal Checklist at Week 5; Group 1: difference from placebo: 2.776, 95% CI 0.42, 5.14 ; n=53, Group 2: difference from placebo: 3.322, 95% CI 0.78, 5.86 ; n=42, Group 3: difference from placebo: 3.153, 95% CI 0.63, 5.67 ; n=41. PWC 0-60 Top=High is poor outcome; Comments: The difference in adjusted means was based on ANCOVA model with treatment and centre in the model and PWC baseline score as a covariate.	
Risk of bias: All domain - High, Selection - High, Blinding - Low, Incomplete outcome data - High, Outcome reporting - Low, Measurement - Low, Crossover - Low, Subgroups - Low, Other 1 - Low; Indirectness of outcome: No indirectness, Comments: Numbers reported are those completing double-blind phase. Unclear how many dropped out during 1-week taper phase. Checklist is for BZD withdrawal; Group 1 Number missing: 20, Reason: adverse event: 13, lack of compliance: 1, other/administrative reason: 6; Group 2 Number missing: 17, Reason: adverse event: 5, lack of compliance: 6, other/administrative reason: 6; Group 3 Number missing: 32, Reason: adverse event: 24, lack of efficacy: 1, lack of compliance: 3 other/administrative reason: 4; Group 4: Number missing: 19, Reason: adverse event: 4, lack of efficacy: 3, lack of compliance: 4, other/administrative reason: NB – this is from start of treatment.	
Protocol outcomes not reported by the study	Specific withdrawal symptoms, Any withdrawal symptom, duration of withdrawal syndrome

Study	Hajak 1998 ²⁵⁴
Study type	RCT (Patient randomised; Parallel)
Number of studies (number of participants)	(n=1507 (including the flunitrazepam and triazolam arms which are not included))
Countries and setting	Conducted in Unknown multicentre; Setting: Outpatients in private practice who were treated by 158 general practitioners, internists, psychiatrists, and neurologists.

Study	Hajak 1998 ²⁵⁴
Line of therapy	Unclear
Duration of study	Intervention + follow up: 6 weeks
Method of assessment of guideline condition	Unclear method of assessment/diagnosis
Stratum	Z-drugs
Subgroup analysis within study	Not applicable
Inclusion criteria	Insomnia of at least 4-week duration and the presence of at least two of the following as a mean of 3 days before starting treatment (no- pill baseline): (a) sleep latency \geq 45 min, (b) total sleep time \leq 6 h, and (c) nocturnal awakening \geq 3 times.
Exclusion criteria	Any patients who had taken a single daily dose of a benzodiazepine or any other hypnotic more than three times per week during the 14 days prior to admission, or any patients with psychiatric disorders (e.g., depression, schizophrenia, severe neuroses), or any patients who had contraindications for zopiclone, flunitrazepam, or triazolam were excluded.
Recruitment/selection of patients	NR
Age, gender and ethnicity	Age - Mean (SD): 51 (11). Gender (M:F): Zopiclone group: 223M/388F; Placebo group 112M/185F. Ethnicity: 99.3% Caucasian, 0.9% other
Further population details	1. Half-life of benzodiazepine the population are taking: Not applicable
Extra comments	216 (14.3%) of the included patients suffered from difficulties falling and staying asleep but did not meet the criteria of severity given in the study design. The only concurrent therapies permitted consisted mainly of cardiovascular agents, drugs for metabolic disorders, and analgesics. Previous treatment with benzodiazepines had been undertaken in 30.9% of the subjects, whereas 12.5% had been treated with other centrally active drugs.

Study	Hajak 1998 ²⁵⁴
Indirectness of population	No indirectness
Interventions	<p>(n=612) Intervention 1: Withdrawal from/stopping use of one of the prescribed medicines - Withdrawal from zopiclone. Following a 3-day washout phase, patients took their capsules containing the original preparations of zopiclone (7.5 mg) every evening before going to bed for a period of 28 days. On day 29 the active drug was abruptly withdrawn, and the patients were observed for a further period of 14 days without medication. Duration 6 weeks plus 3 days. Concurrent medication/care: The only concurrent therapies permitted consisted mainly of cardiovascular agents, drugs for metabolic disorders, and analgesics. Indirectness: No indirectness.</p> <p>(n=298) Intervention 2: Withdrawal from placebo. Following a 3-day washout phase, patients took their capsules containing the original preparations of placebo (1 capsule) every evening before going to bed for a period of 28 days. On day 29 the placebo was abruptly withdrawn, and the patients were observed for a further period of 14 days without medication. Duration 6 weeks plus 3 days. Concurrent medication/care: The only concurrent therapies permitted consisted mainly of cardiovascular agents, drugs for metabolic disorders, and analgesics. Indirectness: No indirectness.</p>
Funding	Study funded by industry (The study was supported by a grant from Rhone Poulenc Rorer GmbH, Cologne, Germany.)

RESULTS (NUMBERS ANALYSED) AND RISK OF BIAS FOR COMPARISON: WITHDRAWAL FROM ZOLPIDEM versus WITHDRAWAL FROM PLACEBO

Protocol outcome 1: Specific withdrawal symptom at post-intervention and longest follow-up

- Actual outcome for Z-drugs: Overall rebound rate at during 2-week discontinuation period; Group 1: 282/612, Group 2: 145/298; Comments: Overall rebound-was a deterioration below individual mean pre-treatment values of the scores given on the visual analogue scales during the discontinuation period. A patient was counted as having rebound according to the following: deterioration in at least one of the three sleep quality parameters (a) sleep latency, (b) total sleep time, or (c) number of nocturnal awakenings; or deterioration in at least one parameter of daytime well-being defined as (d) a feeling of being refreshed on awakening in the morning, or as an impairment in daytime well-being as a result of (e) tiredness or (f) anxiety. Numbers calculated by NGC from % given.

Risk of bias: All domain - Low, Selection - Low, Blinding - Low, Incomplete outcome data - Unclear, Outcome reporting - Low, Measurement - Low, Crossover - Low; Indirectness of outcome: No indirectness ; Baseline details: Study states that the patients' characteristics were comparable in all treatment groups regarding gender, age, height, weight, probable origin and duration of insomnia, and drug pre-treatment.; Blinding details: Outcome assessor was the patient.; Group 1 Number missing: ; Group 2 Number missing: Unclear how many dropped out from withdrawal phase.

Study	Hajak 1998²⁵⁴
Protocol outcomes not reported by the study	Any withdrawal symptom at post-intervention and longest follow-up; Duration of withdrawal syndrome at n/a; Quality of life at n/a; Intensity of withdrawal symptoms at post-intervention and longest follow-up

Study	Hayward 1996²⁶⁶
Study type	RCT (Patient randomised; Parallel)
Number of studies (number of participants)	(n=97 (n=40 without non-BZD users' group which are not analysed))
Countries and setting	Conducted in Unknown; Setting: NR
Line of therapy	Unclear
Duration of study	Intervention + follow up: 4 weeks
Method of assessment of guideline condition	Adequate method of assessment/diagnosis: agoraphobia meeting DSM-III-R and ICD 9 criteria.
Stratum	Benzodiazepines
Subgroup analysis within study	Not applicable
Inclusion criteria	Diagnosis of agoraphobia meeting both DSM III-R and ICD 9 criteria who were participating in a treatment trial comparing diazepam and exposure treatment.
Exclusion criteria	NR

Study	Hayward 1996 ²⁶⁶
Recruitment/selection of patients	Referred by psychiatrists and recruited through advertisements and contacts with self-help groups.
Age, gender and ethnicity	Age - Mean (SD): 43.6 (13.4). Gender (M:F): 80%F. Ethnicity: NR
Further population details	1. Half-life of benzodiazepine the population are taking: Long half-life benzodiazepine (Diazepam).
Extra comments	Participants were characterised as diazepam users if they had used BZDs regularly over the past year, and non-users if they had not used a BZD in the past year. Randomisation was carried out independently for users and non-users. Only the users' group has been included.
Indirectness of population	No indirectness
Interventions	<p>(n=19) Intervention 1: Withdrawal from/stopping use of one of the prescribed medicines - Withdrawal benzodiazepines. At the initial assessment (assessment 1) participants completed a battery of questionnaires including the 8-item withdrawal symptom form.</p> <p>Placebo. All participants were started on the so-called 'study medication'; numbered sets of 15 blister packs containing 21 placebo tablets in 3 lines of 7, so that each participant could take from one to three tablets daily. Participants were then reassessed following a 3-week drug transition period. Duration 4 weeks. Concurrent medication/care: NR. Indirectness: No indirectness</p> <p>Comments: randomised numbers not reported. Number reported is number from first assessment obtained from Wardle 1994 (original paper).</p> <p>This is the placebo arm from the BZD users' group.</p> <p>(n=21) Intervention 2: No withdrawal/continuation on medicine - No withdrawal. 5mg diazepam (Roche Pharmaceuticals)</p> <p>At the initial assessment (assessment 1) patients completed a battery of questionnaires</p> <p>All participants were started on the so-called 'study medication'; numbered sets of 15 blister packs containing 21 tablets in 3 lines of 7, so that each participant could take from one to three tablets daily. Each participant on active drug might be taking between 5 and 15mg per day. Duration 4 weeks. Concurrent medication/care: NR. Indirectness: No indirectness</p> <p>Comments: randomised numbers not reported. Number reported is number from first assessment obtained from Wardle 1994 (original paper).</p>

Study	Hayward 1996 ²⁶⁶
Funding	Study funded by industry (Received support from Hoffmann LaRoche)
RESULTS (NUMBERS ANALYSED) AND RISK OF BIAS FOR COMPARISON: WITHDRAWAL FROM DIAZEPAM versus NO WITHDRAWAL FROM DIAZEPAM	
Protocol outcome 1: Intensity of withdrawal symptoms at post-intervention and longest follow-up	
- Actual outcome for Benzodiazepines: Total score on Withdrawal Symptom Questionnaire (sum of 8 bipolar VAS score parts) at 4 weeks; Group 1: mean 207.6 (SD 196.2); n=15, Group 2: mean 158.6 (SD 170.4); n=15; Comments: Baseline values: discontinuation group: 163.5 (106.5), continuation group: 185.6 (166.7)	
Risk of bias: All domain - Very high, Selection - High, Blinding - Low, Incomplete outcome data - Low, Outcome reporting - Low, Measurement - High, Crossover - Low, Subgroups - Low, Comments - Drop out numbers were calculated using the number of participants completing assessment 1 as baseline as the number randomised was not reported. The total drop out number will therefore be higher than that reported, but the exact numbers are unclear.; Indirectness of outcome: No indirectness ; Baseline details: Baseline values: discontinuation group: 163.5 (106.5), continuation group: 185.6 (166.7); Group 1 Number missing: 4, Reason: Objected to new medication, other reasons; Group 2 Number missing: 6, Reason: Objected to new medication, other reasons.	
Protocol outcomes not reported by the study	Any withdrawal symptom at post-intervention and longest follow-up; Specific withdrawal symptom at post-intervention and longest follow-up; Duration of withdrawal syndrome at n/a; Quality of life at n/a

Study	Jain 2013 ²⁹⁶
Study type	RCT (Patient randomised; Parallel)
Number of studies (number of participants)	(n=600)
Countries and setting	Conducted in USA; Setting: 47 sites in USA
Line of therapy	Unclear
Duration of study	Intervention + follow up: 8 weeks (6-week intervention plus 2-week follow-up)

Study	Jain 2013 ²⁹⁶
Method of assessment of guideline condition	Adequate method of assessment/diagnosis: Diagnosis of MDD of at least 3 months' duration, based on DSM 4th edition.
Stratum	Antidepressants (others)
Subgroup analysis within study	Not applicable
Inclusion criteria	Adults aged 18-75 years with a diagnosis of major depressive disorder of at least 3 months' duration, based on the DSM 4th Edition, Text Revised were eligible to the study. All participants were required to have a baseline MADRS total score ≥ 30 with no co-morbid psychiatric disorder, as assessed by the MINI.
Exclusion criteria	Participants were excluded if they had failed two previous antidepressant treatments (of at least 6 weeks in duration) or if they were considered by the investigator to pose a significant risk of suicide, had a score \geq on item 10 (suicidal thoughts) of the MADRS or had made a suicide attempt in the previous 6 months. Participants were also excluded if they had a history of a neurological or substance abuse disorder, current clinically significant medical illness or clinically significant abnormalities in vital signs or laboratory values.
Recruitment/selection of patients	Recruited by psychiatrists or primary care physicians working in private practice, at research centres or at academic sites.
Age, gender and ethnicity	Age - Mean (SD): Vortioxetine group: 42.5 (13), Placebo group: 42.4 (12.7). Gender (M:F): Vortioxetine group: 38% male, 62% female. Placebo group: 45.3% male, 54.7% female. Ethnicity: Vortioxetine group: White: 69.7%, Black: 27%, Asian: 2.7% American Indian/ Alaskan: 0.3%, Pacific Islander: 0.3% Vortioxetine group: White: 72%, Black: 26%, Asian: 1.3% American Indian/ Alaskan: 0.7%, Pacific Islander: 0.0%
Further population details	1. Half-life of benzodiazepine the population are taking: Not applicable
Indirectness of population	No indirectness

Study	Jain 2013²⁹⁶
Interventions	<p>(n=300) Intervention 1: Withdrawal from/stopping use of one of the prescribed medicines - Withdrawal from vortioxetine. 5mg vortioxetine once daily on an outpatient basis. Duration 6 weeks. Concurrent medication/care: Concomitant use of any neuroactive medication was prohibited 2-5 weeks (depending on drug half-life) prior to the start of the study and throughout the treatment period. Indirectness: No indirectness</p> <p>(n=300) Intervention 2: Withdrawal from placebo. Placebo (identical in appearance to study drug) once daily. Duration 6 weeks. Concurrent medication/care: Concomitant use of any neuroactive medication was prohibited 2-5 weeks (depending on drug half-life) prior to the start of the study and throughout the treatment period. Indirectness: No indirectness</p>
Funding	Study funded by industry (Sponsored by the Takeda Pharmaceutical Company Ltd as part of a joint clinical development programme with H. Lundbeck A/S.)
<p>RESULTS (NUMBERS ANALYSED) AND RISK OF BIAS FOR COMPARISON: WITHDRAWAL FROM VORTIOXETINE versus WITHDRAWAL FROM PLACEBO</p> <p>Protocol outcome 1: Any withdrawal symptom at post-intervention and longest follow-up - Actual outcome for Antidepressants (others): Adverse events at During the 2 week discontinuation period; Group 1: 20/244, Group 2: 21/236 Risk of bias: All domain - High, Selection - Low, Blinding - Low, Incomplete outcome data - High, Outcome reporting - Low, Measurement - Low, Crossover - Low, Subgroups - Low; Indirectness of outcome: No indirectness ; Group 1 Number missing: 56, Reason: adverse events (9), lack of efficacy (11), non-compliance (3), protocol deviations (5), voluntary withdrawal (8), lost to follow-up (17), other (3); Group 2 Number missing: 64, Reason: adverse events (11), lack of efficacy (6), non-compliance (2), protocol deviations (11), voluntary withdrawal (12), lost to follow-up (22), other (0)</p>	
Protocol outcomes not reported by the study	Specific withdrawal symptom at post-intervention and longest follow-up; Duration of withdrawal syndrome at n/a; Quality of life at n/a; Intensity of withdrawal symptoms at post-intervention and longest follow-up
Study	Kasper 2014³²⁰
Study type	RCT (Patient randomised; Parallel)

Study	Kasper 2014 ³²⁰
Number of studies (number of participants)	(n=615)
Countries and setting	Conducted in Multiple countries
Line of therapy	Unclear
Duration of study	Intervention + follow up: 24 weeks, followed by 1 week taper and 1 week follow-up.
Method of assessment of guideline condition	Adequate method of assessment/diagnosis
Stratum	Gabapentinoids/ Benzodiazepines
Subgroup analysis within study	Not applicable
Inclusion criteria	Age 18-65 years, primary diagnosis of GAD, HAM-A total score ≥ 14 , HAM-D item 1 score ≤ 2 at both screening and baseline visits (the baseline visit occurred about 4-10 days following screening).
Exclusion criteria	Patients with a current or past diagnosis of any other DSM-IV Axis I disorder besides GAD were excluded (with the exception of current or past diagnosis of depression not otherwise specified, specific phobia, somatization disorder, nicotine or caffeine abuse/dependence or past history of major depressive disorder, social phobia, panic disorder or eating disorder). Individuals were also excluded from the study if they reported daily ($\geq 5d/wk$) use of benzodiazepines for treating GAD during the 3 months prior to screening, a history of failed treatment with any benzodiazepine (determined by a judgement of the clinical investigator who took into account reported dosage and duration) or any reported prior exposure to pregabalin. Those individuals taking a benzodiazepine for less than 5d/wk could be included if they stopped taking the benzodiazepine 2 weeks prior to baseline. No benzodiazepine use was allowed during the study. Additional exclusion criteria were pregnancy/ lactation, suicide risk, current use of psychotropic medication that could not be discontinued prior to baseline, positive urine test results at screening for potential drug abuse or illegal drugs, positive alcohol breathalyser test at screening or any serious or unstable medical condition assessed at screening.

Study	Kasper 2014 ³²⁰
Recruitment/selection of patients	Recruited from the clinic population, clinic referrals or from advertisements.
Age, gender and ethnicity	<p>Baseline from treatment period 1:</p> <p>Male, N (%): Group 1 (high dose pregabalin): 87 (42.2), Group 2 (low dose pregabalin): 73 (35.4), Group 3 (lorazepam): 81 (39.9)</p> <p>Age, years – Mean (SD): Group 1: 42.4 (11.5), Group 2: 40.5 (12.3), Group 3: 42.6 (11.2).</p> <p>Duration of illness, years – Mean (SD): Group 1: 2.2 (4.4), Group 2: 2.1 (4.3), Group 3: 2.4 (4.3).</p> <p>Treatment duration, days – Median (SD): Group 1: 139.4 (55.1), Group 2: 133.2 (58.3), Group 3: 136.7 (59.4).</p> <p>Authors reported that the six treatment groups in treatment period 2 did not differ significantly on available baseline characteristics or median treatment duration.</p>
Further population details	1. Gabapentinoids:
Indirectness of population	No indirectness
Interventions	<p>All Patients Study Schedule:</p> <p>Screen: 1 week</p> <p>Period 1: Flexible dose (week 1-6), Fixed dose (weeks 7-12), Double-blind, 12 weeks.</p> <p>Patients who showed a clinical response with a Clinical Global Impressions-Improvement (CGI-I) score of 1 or 2 at week 6 continued treatment; those who had a CGI-I score >2 at week 6 were discontinued from the study. During the second half of treatment period 1, patients were maintained on a fixed-dose treatment at the final dosage achieved during the initial 6-week flexible dosage phase.</p> <p>Period 2: Fixed dose, double-blind, 12 weeks. Patients who showed a clinical response (CGI-I score of 1 or 2) at week 6 of period 1 continued treatment. 25% of patients from each medication group were randomised to discontinue active medication and received placebo during treatment period 2. 75% continued on the active treatment.</p>

Study	Kasper 2014 ³²⁰
	<p>Taper (double-blind): 1 week. Generally consistent with product labelling and was intended to minimize the risk that patients could potentially experience severe drug discontinuation symptoms. Any patients experiencing severe discontinuation symptoms during the taper periods and up to 7 days afterwards could be provided with a more gradual rescue taper extending the taper to 4 weeks while maintaining the blind. This same taper schedule and rescue taper protocol was used for all patients, regardless of the when treatment was discontinued.</p> <p>Follow-up: 1 week.</p> <p>(n=154) Intervention 1: Withdrawal from/stopping use of one of the prescribed medicines - Withdrawal from high dose pregabalin. Treatment was initiated with a 150mg/d starting dose of pregabalin. Upward dose escalation occurred during the first 3 weeks. Following dose escalation, patients received pregabalin 450-600mg/d with flexible dose treatment within the specified ranges during the first 6 weeks based on tolerability and clinical improvement. Patients who showed a clinical response (CGI-I score of 1 or 2) at week 6 continued treatment; those who had a score >2 at week 6 were discontinued from the study. During the second half of treatment period 1, patients were maintained on a fixed-dose treatment at the final dosage achieved during the initial 6-week flexible dosage phase. Study drug was administered twice per day in equal doses and was blinded using a double dummy method.</p> <p>At the end of week 12, patients continued on to treatment period 2 on the same fixed dose for 12 weeks. The patients who continued with active medication during treatment period 2 underwent a 1-week double-blind taper at the beginning of week 25.</p> <p>Any patients who were discontinued from active medication at any other point during the study also underwent a 1-week double-blind taper. Duration 24 weeks. Concurrent medication/care: NR. Indirectness: Serious indirectness; Indirectness comment: Some participants leaving the study early also underwent the taper</p> <p>Comments: The 1-week, double-blind taper schedule was generally consistent with product labelling and was intended to minimise the risk that patients could potentially experience severe drug discontinuation symptoms. Any patients experiencing severe discontinuation symptoms during the taper periods and up to 7 days afterwards could be provided with a more gradual 'rescue' taper, extending the taper to 4 weeks while maintaining the blind. This same taper schedule and rescue taper protocol was used for all patients, regardless of when treatment was discontinued.</p> <p>(n=154) Intervention 2: Withdrawal from/stopping use of one of the prescribed medicines - Withdrawal from low dose pregabalin. Treatment was initiated with a 150mg/d starting dose of pregabalin. Upward dose escalation occurred during the first 3 weeks.</p>

Study	Kasper 2014 ³²⁰
	<p>Following dose escalation, patients received pregabalin 150-300mg/d with flexible dose treatment within the specified ranges during the first 6 weeks based on tolerability and clinical improvement. Patients who showed a clinical response (CGI-I score of 1 or 2) at week 6 continued treatment; those who had a score >2 at week 6 were discontinued from the study. During the second half of treatment period 1, patients were maintained on a fixed-dose treatment at the final dosage achieved during the initial 6-week flexible dosage phase. Study drug was administered twice per day in equal doses and was blinded using a double dummy method.</p> <p>At the end of week 12, patients continued on to treatment period 2 on the same fixed dose for 12 weeks. The patients who continued with active medication during treatment period 2 underwent a 1-week double-blind taper at the beginning of week 25.</p> <p>Any patients who were discontinued from active medication at any other point during the study also underwent a 1-week double-blind taper. Duration 24 weeks. Concurrent medication/care: NR. Indirectness: Serious indirectness; Indirectness comment: Some participants leaving the study early also underwent the taper Comments: The 1-week, double-blind taper schedule was generally consistent with product labelling and was intended to minimise the risk that patients could potentially experience severe drug discontinuation symptoms. Any patients experiencing severe discontinuation symptoms during the taper periods and up to 7 days afterwards could be provided with a more gradual 'rescue' taper, extending the taper to 4 weeks while maintaining the blind. This same taper schedule and rescue taper protocol was used for all patients, regardless of when treatment was discontinued.</p> <p>(n=153) Intervention 3: Withdrawal from/stopping use of one of the prescribed medicines - Withdrawal from lorazepam. Treatment was initiated with a 2mg/d starting dose of lorazepam. Upward dose escalation occurred during the first 3 weeks. Following dose escalation, patients received lorazepam 3- 4 mg/d with flexible dose treatment within the specified ranges during the first 6 weeks based on tolerability and clinical improvement. Patients who showed a clinical response (CGI-I score of 1 or 2) at week 6 continued treatment; those who had a score >2 at week 6 were discontinued from the study. During the second half of treatment period 1, patients were maintained on a fixed-dose treatment at the final dosage achieved during the initial 6-week flexible dosage phase. Study drug was administered twice per day in equal doses and was blinded using a double dummy method.</p> <p>At the end of week 12, patients continued on to treatment period 2 on the same fixed dose for 12 weeks. The patients who continued with active medication during treatment period 2 underwent a 1-week double-blind taper at the beginning of week 25.</p>

Study	Kasper 2014 ³²⁰
	<p>Any patients who were discontinued from active medication at any other point during the study also underwent a 1-week double-blind taper. Duration 24 weeks. Concurrent medication/care: NR. Indirectness: Serious indirectness; Indirectness comment: Some participants leaving the study early also underwent the taper.</p> <p>(n=52) Intervention 4: Withdrawal from placebo (after high dose pregabalin). Treatment was initiated with a 150mg/d starting dose of pregabalin. Upward dose escalation occurred during the first 3 weeks. Following dose escalation, patients received pregabalin 450-600mg/d with flexible dose treatment within the specified ranges during the first 6 weeks based on tolerability and clinical improvement. Patients who showed a clinical response (CGI-I score of 1 or 2) at week 6 continued treatment; those who had a score >2 at week 6 were discontinued from the study. During the second half of treatment period 1, patients were maintained on a fixed-dose treatment at the final dosage achieved during the initial 6-week flexible dosage phase. Study drug was administered twice per day in equal doses and was blinded using a double dummy method.</p> <p>At the end of week 12, patients were tapered to placebo so that discontinuation symptoms could be evaluated. Following the double-blind taper, these patients received double-blind placebo in treatment period 2 (12 weeks). This was followed by a 1-week double-blind taper beginning at week 25.</p> <p>Any patients who were discontinued from active medication at any other point during the study also underwent a 1-week double-blind taper. Duration 24 weeks. Concurrent medication/care: NR. Indirectness: Serious indirectness; Indirectness comment: Participants in the placebo groups had previously been taking active medication; some participants leaving the study early also underwent the taper</p> <p>(n=52) Intervention 5: Withdrawal from placebo (after low dose pregabalin). Treatment was initiated with a 150mg/d starting dose of pregabalin. Upward dose escalation occurred during the first 3 weeks. Following dose escalation, patients received pregabalin 150-300mg/d with flexible dose treatment within the specified ranges during the first 6 weeks based on tolerability and clinical improvement. Patients who showed a clinical response (CGI-I score of 1 or 2) at week 6 continued treatment; those who had a score >2 at week 6 were discontinued from the study. During the second half of treatment period 1, patients were maintained on a fixed-dose treatment at the final dosage achieved during the initial 6-week flexible dosage phase. Study drug was administered twice per day in equal doses and was blinded using a double dummy method.</p> <p>At the end of week 12, patients were tapered to placebo so that discontinuation symptoms could be evaluated. Following the</p>

Study	Kasper 2014 ³²⁰
	<p>double-blind taper, these patients received double-blind placebo in treatment period 2 (12 weeks). This was followed by a 1-week double-blind taper beginning at week 25.</p> <p>Any patients who were discontinued from active medication at any other point during the study also underwent a 1-week double-blind taper. Duration 24 weeks. Concurrent medication/care: NR. Indirectness: Serious indirectness; Indirectness comment: Participants in the placebo groups had previously been taking active medication; some participants leaving the study early also underwent the taper</p> <p>(n=50) Intervention 6: Withdrawal from placebo (after lorazepam). Treatment was initiated with a 2mg/d starting dose of lorazepam. Upward dose escalation occurred during the first 3 weeks. Following dose escalation, patients received lorazepam 3- 4 mg/d with flexible dose treatment within the specified ranges during the first 6 weeks based on tolerability and clinical improvement. Patients who showed a clinical response (CGI-I score of 1 or 2) at week 6 continued treatment; those who had a score >2 at week 6 were discontinued from the study. During the second half of treatment period 1, patients were maintained on a fixed-dose treatment at the final dosage achieved during the initial 6-week flexible dosage phase. Study drug was administered twice per day in equal doses and was blinded using a double dummy method.</p> <p>At the end of week 12, patients were tapered to placebo so that discontinuation symptoms could be evaluated. Following the double-blind taper, these patients received double-blind placebo in treatment period 2 (12 weeks). This was followed by a 1-week double-blind taper beginning at week 25.</p> <p>Any patients who were discontinued from active medication at any other point during the study also underwent a 1-week double-blind taper. Duration 24 weeks. Concurrent medication/care: NR. Indirectness: Serious indirectness; Indirectness comment: Participants in the placebo groups had previously been taking active medication; some participants leaving the study early also underwent the taper.</p>
Funding	Equipment/drugs provided by industry (Pfizer Inc.)
<p>RESULTS (NUMBER ANALYSED) AND RISK OF BIAS FOR COMPARISON: Pregabalin high dose versus Pregabalin low dose versus Lorazepam</p> <p>Protocol outcome 1: any withdrawal symptom- post intervention and longest follow-up.</p>	

Study	Kasper 2014 ³²⁰
	<p>- Actual outcome: any discontinuation emergent sign and symptom (DESS) defined as a spontaneously reported adverse event (newly developed or worsening of existing adverse event) occurring during the discontinuation weeks (i.e., from the first day of the first taper dose, through the last available visit in either the taper week or the week following taper). Note: paper uses DESS acronym, but this does not seem to refer to the DESS checklist. Comments: Included all patients who either completed the study or discontinued after week 15, and had a corresponding assessment in the 2 weeks following taper initiation.</p> <p>DESS during the 2 weeks following taper initiation after treatment period 2 (at weeks 25-26):</p> <p>Patients with any DESS, n (%): Group 1 (active treatment in period 2): 34/109 (31.2), Group 1 (placebo treatment in period 2): 4/30 (13.3), Group 2 (active): 21/94 (22.3), Group 2 (placebo): 9/29 (31.0), Group 3 (active): 28/100 (28.0), Group 3 (placebo): 4/30 (13.3) 55</p> <p>Risk of bias: All domain – High, Selection - High, Blinding - Low, Incomplete outcome data - Low, Outcome reporting - Low, Measurement – Low, Crossover - Low; Indirectness of outcome: No indirectness; At end of efficacy study - Group 1 Number missing: 77; Group 2 Number missing: 91, Group 3 Number missing: 81, Reason: discontinued (249), adverse events (70), lack of efficacy (50), miscellaneous (129). In taper phase 200 receiving pregabalin entered taper, 9 dropped out, 95 receiving lorazepam entered taper, 2 dropped out, 85 receiving placebo entered taper, 3 dropped out.</p> <p>Protocol outcome 2: specific withdrawal symptom- post intervention and longest follow-up</p> <p>- Actual outcome: specific discontinuation emergent sign and symptom (DESS: paper reports those specific events which occurred in >5% of people) defined as a spontaneously reported adverse event (newly developed or worsening of existing adverse event) occurring during the discontinuation weeks (i.e., from the first day of the first taper dose, through the last available visit in either the taper week or the week following taper). Note: paper uses DESS acronym, but this does not seem to refer to the DESS checklist. Comments: Included all patients who either completed the study or discontinued after week 15, and had a corresponding assessment in the 2 weeks following taper initiation.</p> <p>Anxiety, n (%): Group 1 (active treatment in period 2): 7/109 (6.4), Group 1 (placebo treatment in period 2): 1/30 (3.3), Group 2 (active): 4/94 (4.3), Group 2 (placebo): 0/29 (0), Group 3 (active): 8/100 (8.0), Group 3 (placebo): 0/30 (0)</p> <p>Headache, n (%): Group 1 (active treatment in period 2): 5/109 (4.6), Group 1 (placebo treatment in period 2): 0/30 (0), Group 2 (active): 3/94 (3.2), Group 2 (placebo): 2/29 (6.9), Group 3 (active): 2/100 (2.0), Group 3 (placebo): 0/30 (0)</p> <p>Insomnia, n (%): Group 1 (active treatment in period 2): 13/109 (11.9), Group 1 (placebo treatment in period 2): 1/30 (3.3), Group 2 (active): 8/94 (8.5), Group 2 (placebo): 2/29 (6.9), Group 3 (active): 6/100 (6.0), Group 3 (placebo): 2/30 (6.7)</p> <p>Risk of bias: All domain – High, Selection - High, Blinding - Low, Incomplete outcome data - Low, Outcome reporting - high, Measurement – Low, Crossover - Low; Indirectness of outcome: No indirectness; At end of study - Group 1 Number missing: 77; Group 2 Number missing: 91, Group 3 Number missing: 81,</p>

Study	Kasper 2014³²⁰
Reason: discontinued (249), adverse events (70), lack of efficacy (50), miscellaneous (129). In taper phase 200 receiving pregabalin entered taper, 9 dropped out, 95 receiving lorazepam entered taper, 2 dropped out, 85 receiving placebo entered taper, 3 dropped out.	
Protocol outcomes not reported by the study	Specific withdrawal symptom at post-intervention and longest follow-up; Duration of withdrawal syndrome at n/a; Quality of life at n/a; Intensity of withdrawal symptoms at post-intervention and longest follow-up

Study	Khan 2014³³⁴
Study type	RCT (Patient randomised; Parallel)
Number of studies (number of participants)	1 (n=361 completed treatment phase and assigned to discontinuation)
Countries and setting	Conducted in USA; Setting: Outpatients: 38 clinical research centres
Line of therapy	1st line
Duration of study	Intervention + follow up: 6 weeks (4-week intervention and 2-week follow-up)
Method of assessment of guideline condition	Adequate method of assessment/diagnosis: People with a primary diagnosis of single or recurrent major depressive disorder (see inclusion criteria for assessment) put onto 24-week treatment with desvenlafaxine.
Stratum	Antidepressants: others: All on Desvenlafaxine
Subgroup analysis within study	Not applicable
Inclusion criteria	Adult outpatients (≥ 18 years of age) with a primary diagnosis of single or recurrent MDD without psychotic features consistent with criteria from the Diagnostic and Statistical Manual of Mental Disorders, Fourth Edition, using the modified Mini International Neuropsychiatric Interview. Patients were required to have depressive symptoms for ≥ 30 days prior to the screening visit and a 17-item Hamilton Depression Rating Scale total score ≥ 14 at baseline.

Study	Khan 2014 ³³⁴
	Note: People were not on antidepressants at baseline, but were entered into a 24-week open-label treatment with desvenlafaxine prior to the discontinuation trial. People who completed this 24-week treatment were randomly assigned.
Exclusion criteria	A current primary diagnosis of anxiety disorder, significant risk of suicide based on the Columbia Suicide Severity Rating Scale at screening or baseline, current psychoactive substance abuse or dependence, clinically important medical illness (unstable hepatic, renal, pulmonary or cardiovascular (including uncontrolled hypertension, unstable angina, recent myocardial infarction) ophthalmologic or neurologic disorder; uncontrolled diabetes), clinically important abnormalities on physical or laboratory evaluation, or history of seizure disorder, gastrointestinal disease, neoplastic disorder, or narrow-angle glaucoma.
Recruitment/selection of patients	Adult outpatients meeting the criteria
Age, gender and ethnicity	Age - Mean (SD): Taper: 47.9 (11.2); abrupt discontinuation (placebo): 47.8 (13.7); no discontinuation: 46.7 (11.3). Gender (M:F): 85/103. Ethnicity: Around 80% white; 17%; 1% American Indian/Alaskan Native; 2% other.
Further population details	1. Gabapentinoids: Not applicable 2. Half-life of benzodiazepines: Not applicable 3. Setting: Outpatient
Extra comments	Baseline doses: all on desvenlafaxine 50mg/day at randomisation
Indirectness of population	No indirectness
Interventions	<p>(n=148) Intervention 1: Withdrawal from one of the prescribed medicines (other antidepressants): abrupt discontinuation: switch straight to placebo for 4 weeks (this was following the 24-week open-label treatment phase with 50mg/d desvenlafaxine). Duration 4 weeks. Concurrent medication/care: Not reported. Indirectness: No indirectness.</p> <p>(n=140) Intervention 2: Withdrawal from one of the prescribed medicines (other antidepressants): tapered discontinuation: 1 week taper: received 25mg/d desvenlafaxine for 1 week, then placebo for 3 weeks (this was following the 24-week open-label treatment phase with 50mg/d desvenlafaxine). Duration 4 weeks. Concurrent medication/care: Not reported. Indirectness: No indirectness</p> <p>Further details: 1. Addiction support services: No addiction support service.</p>

Study	Khan 2014 ³³⁴
	<p>(n=72) Intervention 3: No withdrawal/ continuation of antidepressant for 4 weeks (this was following the 24-week open-label treatment phase with 50mg/d desvenlafaxine). Duration 4 weeks. Concurrent medication/care: Not reported. Indirectness: No indirectness Further details: 1. Addiction support services: No addiction support service</p>
Funding	Study funded by industry
<p>RESULTS (NUMBERS ANALYSED) AND RISK OF BIAS FOR COMPARISON: DISCONTINUATION (abrupt or tapered) versus CONTINUATION</p> <p>Protocol outcome 1: Specific withdrawal symptoms</p> <p>- Actual outcome for Antidepressants: others: DESS items measured at weeks 1-4 (during discontinuation); Nervousness/anxiety: Group 1: 50/146, Group 2: 43/139 , Group 3: 19/72</p> <p>Elevated mood/feeling high: Group 1: 5/146, Group 2: 4/139, Group 3: 2/72</p> <p>Irritability: Group 1: 72/146, Group 2: 62/139, Group 3: 17/72</p> <p>Sudden worsening of mood: Group 1: 39/146, Group 2: 30/139 , Group 3: 12/72</p> <p>Sudden outbursts of anger: Group 1: 28/146, Group 2: 21/139 , Group 3: 10/72</p> <p>Sudden panic or anxiety attacks: Group 1: 11/146, Group 2: 10/139 , Group 3: 6/72</p> <p>Bouts of crying or tearfulness: Group 1: 45/146, Group 2: 44/139 , Group 3: 12/72</p> <p>Agitation: Group 1: 39/146, Group 2: 38/139 , Group 3: 17/72</p> <p>Feeling unreal or detached: Group 1: 18/146, Group 2: 11/139, Group 3: 8/72</p> <p>Confusion or trouble concentrating: Group 1: 47/146, Group 2: 34/139, Group 3: 15/72</p> <p>Forgetfulness or problems with memory: Group 1: 33/146, Group 2: 28/139, Group 3: 7/72</p> <p>Mood swings: Group 1: 30/146, Group 2: 18/139, Group 3: 9/72</p> <p>Trouble sleeping, insomnia: Group 1: 59/146, Group 2: 49/139, Group 3: 29/72</p>	

Study	Khan 2014 ³³⁴
Increased dreaming or nightmares:	Group 1: 35/146, Group 2: 37/139, Group 3: 15/72
Sweating more than usual:	Group 1: 15/146, Group 2: 18/139, Group 3: 10/72
Shaking, trembling:	Group 1: 12/146, Group 2: 6/139, Group 3: 6/72
Muscle tension or stiffness:	Group 1: 31/146, Group 2: 20/139, Group 3: 6/72
Muscle aches or pains:	Group 1: 35/146, Group 2: 25/139, Group 3: 7/72
Restless feeling in legs:	Group 1: 18/146, Group 2: 11/139, Group 3: 6/72
Muscle cramps, spasms, twitching:	Group 1: 16/146, Group 2: 21/139, Group 3: 8/72
Fatigue, tiredness:	Group 1: 56/146, Group 2: 53/139, Group 3: 24/72
Unsteady gait or incoordination:	Group 1: 10/146, Group 2: 19/139, Group 3: 2/72
Blurred vision:	Group 1: 8/146, Group 2: 11/139, Group 3: 6/72
Sore eyes:	Group 1: 12/146, Group 2: 7/139, Group 3: 3/72
Uncontrolled mouth/ tongue movements:	Group 1: 2/146, Group 2: 0/139, Group 3: 2/72
Problems with speech or speaking clearly:	Group 1: 6/146, Group 2: 7/139, Group 3: 3/72
Headache:	Group 1: 0/146, Group 2: 0/139, Group 3: 0/72
Sudden panic or anxiety attacks:	Group 1: 11/146, Group 2: 10/139, Group 3: 6/72
Increased saliva in mouth:	Group 1: 1/146, Group 2: 6/139, Group 3: 0/72
Dizziness light-headedness or sensation of spinning:	Group 1: 41/146, Group 2: 36/139, Group 3: 6/72
Nose running:	Group 1: 23/146, Group 2: 20/139, Group 3: 10/72
Shortness of breath, gasping for air:	Group 1: 11/146, Group 2: 5/139, Group 3: 3/72
Chills:	Group 1: 8/146, Group 2: 7/139, Group 3: 6/72

Study	Khan 2014 ³³⁴
Fever: Group 1: 5/146, Group 2: 3/139, Group 3: 6/72	
Vomiting: Group 1: 6/146, Group 2: 1/139, Group 3: 3/72	
Nausea: Group 1: 22/146, Group 2: 18/139, Group 3: 12/72	
Diarrhoea: Group 1: 21/146, Group 2: 10/139, Group 3: 5/72	
Stomach cramps: Group 1: 13/146, Group 2: 13/139, Group 3: 5/72	
Stomach bloating: Group 1: 17/146, Group 2: 13/139, Group 3: 5/72	
Unusual visual sensations: Group 1: 8/146, Group 2: 4/139, Group 3: 5/72	
Burning, numbness: Group 1: 9/146, Group 2: 10/139, Group 3: 2/72	
Unusual sensitivity to sound: Group 1: 6/146, Group 2: 5/139, Group 3: 7/72	
Ringing or noises in the ears: Group 1: 11/146, Group 2: 7/139, Group 3: 5/72	
Unusual tastes or smells: Group 1: 6/146, Group 2: 3/139, Group 3: 1/72	
Comments: Mild/ moderate/ severe intensity combined.	
Risk of bias: All domain – Very High, Selection - High, Blinding - Low, Incomplete outcome data - Low, Outcome reporting - Low, Measurement - High, Crossover - Low; Indirectness of outcome: No indirectness ; Group 1 Number missing: 2, Reason: number without at least 1 post-randomisation record (reason not reported); Group 2 Number missing: 1, Reason: number without at least 1 post-randomisation record (reason not reported). Group 3 Number missing: 1, Reason: number without at least 1 post-randomisation record (reason not reported). Note: DESS reported at 2-week timepoint. This would have been 2 weeks of drug-free wash-out for the abrupt discontinuation arm, but only 1 week of drug-free wash-out for the taper arm. This was taken into account within the risk of bias assessment for the DESS outcomes.	
Protocol outcome 3: Intensity of withdrawal symptoms.	
- Actual outcome for Antidepressants: others: Discontinuation Emergent Signs and Symptoms (DESS) scale total score during the first 2 weeks of discontinuation.	
Adjusted mean (SE): abrupt 5.3 (0.52), taper 4.8 (0.54), no discontinuation 4.1 (0.72).	

Study	Khan 2014 ³³⁴
	<p>Adjusted means compared with no discontinuation: (abrupt) MD; 1.16 (95%CI -0.51 to 2.83); (taper) MD; 0.66 (95%CI -1.03 to 2.35).</p> <p>DESS total score (unclear if there is a range of values, suggests this is the number of DESS) Top=High is poor outcome, Comments: MD from ANCOVA. Control group adjusted final value (mean, SE) abrupt: 5.3 (0.52); taper: 4.8 (0.54); continuation: 4.1 (0.72). Note: investigator training on DESS was performed before the study to emphasise the definition of 'new' and 'old' symptoms. Discontinuation symptoms were defined as events that were reported by the patient on the DESS and judged to be related to discontinuation by the investigator completing the DSSI. Range of values for DESS not reported - checked original paper (Rosenbaum 1998) - it is a 43-item list based on signs and symptoms and the patient chooses from 1 of 4 responses (new symptom, old symptom but worse, old symptom but improved, old symptom but unchanged or symptom not present) - total score seems to be the mean number of DESS.</p> <p>Risk of bias: All domain – Very High, Selection - High, Blinding - Low, Incomplete outcome data - Low, Outcome reporting - Low, Measurement - High, Crossover - Low; Indirectness of outcome: No indirectness ; Group 1 Number missing: 2, Reason: number without at least 1 post-randomisation record (reason not reported); Group 2 Number missing: 1, Reason: number without at least 1 post-randomisation record (reason not reported). Group 3 Number missing: 1, Reason: number without at least 1 post-randomisation record (reason not reported).</p> <p>Study also reports DSSI (an exploratory scale relating DESS items severity and relationship to discontinuation)- continuous outcome measured after double blind period had ended, and Proportion of people with discontinuation syndrome (increase in DESS score of more than or equal to 4 between baseline and mean score for the first 2 weeks of discontinuation). Not extracted due to being a reanalysis of data already reported.</p>
Protocol outcomes not reported by the study	Any withdrawal symptom at post-intervention and longest follow-up; Duration of withdrawal syndrome

Study	Langford 2006 ³⁷²
Study type	RCT (Patient randomised; Parallel)
Number of studies (number of participants)	1 (n=416)
Countries and setting	Conducted in Canada, Czech Republic, Hungary, Poland, Slovakia; Setting: Not reported

Study	Langford 2006 ³⁷²
Line of therapy	1st line
Duration of study	Intervention + follow up: 6-week treatment phase + gradual withdrawal (final assessment 3 days after last patch removed)
Method of assessment of guideline condition	Adequate method of assessment/diagnosis
Stratum	Opioids: Transdermal fentanyl (TDF)
Subgroup analysis within study	Not applicable:
Inclusion criteria	At least 40 years old; meeting the American College of Rheumatology diagnostic criteria for hip or knee OA and requiring joint replacement surgery, with radiographic evidence of disease in the affected joint(s); awaiting surgery, refused surgery, or unable to undergo surgery for medical reasons; experienced joint pain for more than 3 months, and for at least 20 days each month
Exclusion criteria	Received any strong opioid in the 4 weeks before the study or had recently started a new therapy (e.g., physiotherapy or acupuncture); deemed unsuitable for treatment with a strong opioid (e.g., because of suspected alcohol or drug abuse, or because they were considered at risk for respiratory depression)
Recruitment/selection of patients	May 2002 to April 2004
Age, gender and ethnicity	Age - Mean (range): TDF: 66 (40-86); placebo: 66 (40-90). Gender (M:F): 134/265. Ethnicity: Not reported
Further population details	1. Half-life of benzodiazepine the population are taking: Not applicable
Extra comments	All participants had moderate or severe pain that was not adequately controlled with weak opioids, with or without paracetamol. To be eligible for the study, patients had to have mean daily VAS pain scores of ≥ 50 at the start and end of the 7-day pre-treatment run-in phase prior to initiation of treatment and a mean VAS pain score of ≥ 50 for the entire 7 days of the pre-treatment phase.

Study	Langford 2006 ³⁷²
Indirectness of population	No indirectness
Interventions	<p>(n=202) Intervention 1: Withdrawal from/stopping use of one of the prescribed medicines - Withdrawal from transdermal fentanyl (6-week treatment phase followed by gradual withdrawal at the rate of 1 patch every 3 days): 1-week run-in phase in which participants received their normal treatment, including weak opioids, paracetamol, and NSAIDs. Treatment phase (6 weeks): TDF (Durogesic; Janssen-Cilag, Beerse, Belgium), starting with a dosage of 25ug/hour. The patches were replaced every 72 hours. The treatment dosage could be increased, if required because of inadequate pain relief, at the rate of 1 extra patch every 3 days, up to a maximum of 4 patches (equivalent to 100ug fentanyl/hour) after consultation with the clinician. Duration 6-week treatment followed by gradual withdrawal at the rate of 1 patch every 3 days.</p> <p>Concurrent medication/care: Participants continued to receive stable doses of anti-inflammatory agents (steroids or NSAIDs, including COX-2 inhibitors) that were prescribed before the study, but all weak opioids were stopped. Participants could also take up to 4 grams of paracetamol per day (but not combination preparations of paracetamol and weak opioids). Participants were encouraged to take metoclopramide (supplied as 10-mg tablets) immediately if they experienced any nausea or vomiting. They were also encouraged to take a laxative if they had constipation. Indirectness: No indirectness.</p> <p>(n=197) Intervention 2: Withdrawal from placebo. Placebo patches (6-week treatment phase followed by gradual withdrawal at the rate of 1 patch every 3 days): 1-week run-in phase in which participants received their normal treatment, including weak opioids, paracetamol, and NSAIDs. Treatment phase (6 weeks): identical placebo patches. The patches were replaced every 72 hours.</p> <p>The treatment dosage could be increased, if required because of inadequate pain relief, at the rate of 1 extra patch every 3 days, up to a maximum of 4 patches after consultation with the clinician. Duration 6-week treatment followed by gradual withdrawal at the rate of 1 patch every 3 days. Concurrent medication/care: Participants continued to receive stable doses of anti-inflammatory agents (steroids or NSAIDs, including COX-2 inhibitors) that were prescribed before the study, but all weak opioids were stopped.</p> <p>Participants could also take up to 4 grams of paracetamol per day (but not combination preparations of paracetamol and weak opioids). Participants were encouraged to take metoclopramide (supplied as 10-mg tablets) immediately if they experienced any nausea or vomiting. They were also encouraged to take a laxative if they had constipation. Indirectness: No indirectness.</p>

Study	Langford 2006 ³⁷²
Funding	Study funded by industry
RESULTS (NUMBERS ANALYSED) AND RISK OF BIAS FOR COMPARISON: WITHDRAWAL FROM TRANSDERMAL FENTANYL versus WITHDRAWAL FROM PLACEBO PATCHES	
Protocol outcome 1: Specific withdrawal symptom at post-intervention and longest follow-up	
<p>- Actual outcome for Opioids: Reporting aches and pains symptom (as moderate or severe) on the short opiate withdrawal scale at 3-days after last patch removed (once test substance washed out sufficiently); Group 1: 125/202, Group 2: 122/197; Comments: Reported as % of people having the symptom (scoring as moderate or severe). Dichotomous numbers calculated from percentages. Total numbers of participants included in the analysis unclear, but assumed to be ITT numbers for this calculation. Statistics section of methods states ITT with LOCF, and although there were high dropouts during the treatment phase, it is possible the short opiate withdrawal scale was still assessed for taper for dropouts.</p>	
<p>Risk of bias: All domain - High, Selection - Low, Blinding - Low, Incomplete outcome data - High, Outcome reporting - Low, Measurement - Low, Crossover - Low; Indirectness of outcome: No indirectness ; Baseline details: N/A; Group 1 Number missing: 96, Reason: 96 withdrew early from treatment phase: adverse event 54, insufficient efficacy 15, withdrew consent 17, other 10; Group 2 Number missing: 104, Reason: 104 withdrew early from treatment phase: adverse event 20, insufficient efficacy 64, withdrew consent 13, other 7</p>	
<p>- Actual outcome for Opioids: Reporting mild or moderate problems with sleeping on the short opiate withdrawal scale at 3-days after last patch removed (once test substance washed out sufficiently); Group 1: 73/202, Group 2: 73/197; Comments: Reported as % of people having the symptom. Dichotomous numbers calculated from percentages. Total numbers of participants included in the analysis unclear, but assumed to be ITT numbers for this calculation. Statistics section of methods states ITT with LOCF, and although there were high dropouts during the treatment phase, it is possible the short opiate withdrawal scale was still assessed for taper for dropouts.</p>	
<p>Risk of bias: All domain - High, Selection - Low, Blinding - Low, Incomplete outcome data - High, Outcome reporting - Low, Measurement - Low, Crossover - Low; Indirectness of outcome: No indirectness ; Baseline details: N/A; Group 1 Number missing: 96, Reason: 96 withdrew early from treatment phase: adverse event 54, insufficient efficacy 15, withdrew consent 17, other 10; Group 2 Number missing: 104, Reason: 104 withdrew early from treatment phase: adverse event 20, insufficient efficacy 64, withdrew consent 13, other 7.</p>	
<p>- Actual outcome for Opioids: Reporting severe insomnia on the short opiate withdrawal scale at 3-days after last patch removed (once test substance washed out sufficiently); Group 1: 44/202, Group 2: 16/197; Comments: Reported as % of people having the symptom. Dichotomous numbers calculated from percentages. Total numbers of participants included in the analysis unclear, but assumed to be ITT numbers for this calculation. Statistics section of methods</p>	

Study	Langford 2006 ³⁷²
	<p>states ITT with LOCF, and although there were high dropouts during the treatment phase, it is possible the short opiate withdrawal scale was still assessed for taper for dropouts.</p> <p>Risk of bias: All domain - High, Selection - Low, Blinding - Low, Incomplete outcome data - High, Outcome reporting - Low, Measurement - Low, Crossover - Low; Indirectness of outcome: No indirectness ; Baseline details: N/A; Group 1 Number missing: 96, Reason: 96 withdrew early from treatment phase: adverse event 54, insufficient efficacy 15, withdrew consent 17, other 10; Group 2 Number missing: 104, Reason: 104 withdrew early from treatment phase: adverse event 20, insufficient efficacy 64, withdrew consent 13, other 7.</p> <p>Protocol outcome 2: Intensity of withdrawal symptoms at post-intervention and longest follow-up</p> <p>- Actual outcome for Opioids: Short opiate withdrawal scale at 3-days after last patch removed (once test substance washed out sufficiently); Group 1: mean 0.66 (SD 0.57); n=202, Group 2: mean 0.39 (SD 0.28); n=197; short opiate withdrawal scale 0-3 Top=High is poor outcome; Comments: short opiate withdrawal scale consisted of 10 items rated on a 4-point Likert scale (0-3, none to severe). SD calculated from SEM (0.04 and 0.02 for TDF and placebo, respectively) and number of participants in each group. Number of participants included in the analysis assumed to be ITT numbers. Statistics section of methods states ITT with LOCF, and although there were high dropouts during the treatment phase, it is possible the short opiate withdrawal scale was still assessed for taper for dropouts.</p> <p>Risk of bias: All domain - High, Selection - Low, Blinding - Low, Incomplete outcome data - High, Outcome reporting - Low, Measurement - Low, Crossover - Low; Indirectness of outcome: No indirectness ; Baseline details: N/A; Group 1 Number missing: 96, Reason: 96 withdrew early from treatment phase: adverse event 54, insufficient efficacy 15, withdrew consent 17, other 10; Group 2 Number missing: 104, Reason: 104 withdrew early from treatment phase: adverse event 20, insufficient efficacy 64, withdrew consent 13, other 7</p>
Protocol outcomes not reported by the study	Any withdrawal symptom at post-intervention and longest follow-up; Duration of withdrawal syndrome at n/a; Quality of life at n/a
Study	Montgomery 2004 ⁴⁴²
Study type	RCT (Patient randomised; Parallel)
Number of studies (number of participants)	(n=192)

Study	Montgomery 2004 ⁴⁴²
Countries and setting	Conducted in Australia, Canada, France, United Kingdom; Setting: Outpatients
Line of therapy	Unclear
Duration of study	Intervention + follow up: 14 weeks
Method of assessment of guideline condition	Adequate method of assessment/diagnosis
Stratum	Antidepressants (mixed)
Subgroup analysis within study	Not applicable
Inclusion criteria	<p>Depressed outpatients, aged 18 years and above, who fulfilled the diagnostic criteria for Major Depressive Disorder of DSM-IV (American Psychiatric Association, 1994), single or recurrent episode, were recruited to the study. The diagnosis of Major Depressive Episode and any comorbid psychiatric disorders was documented using the Mini International Neuropsychiatric Interview. No other Axis I or II disorders could be included. A minimum score of 18 and a maximum score of 27 on the MADRS was required at the entry of the study to ensure a homogeneous population. Patients who reached defined criteria for sustained remission in the 12-week treatment period were eligible for the discontinuation study.</p>
Exclusion criteria	Patients having any concomitant severe and/or unstable medical illnesses likely to interfere with the conduct of the study were also excluded.
Recruitment/selection of patients	NR
Age, gender and ethnicity	Age - Mean (SD): Agomelatine group: 42.6 (14.1), Paroxetine group: 42.5 (12.7). Gender (M:F): Agomelatine group: 30%M/70%F, Paroxetine group: 35%M/65%F. Ethnicity: NR

Study	Montgomery 2004 ⁴⁴²
Further population details	1. Half-life of benzodiazepine the population are taking: Not applicable
Indirectness of population	No indirectness
Interventions	<p>(n=27) Intervention 1: Withdrawal from/stopping use of one of the prescribed medicines - Withdrawal from agomelatine. Following a 3–5-day drug-free, run-in period, patients were randomly assigned to 12 weeks of treatment with agomelatine 25 mg/day under double-blind conditions. Patients who achieved sustained remission, defined as a MADRS score r12 at weeks 8, 10 and 12, were re-randomized under double-blind conditions, with separate randomization for the two active treatments, to receive placebo for 2 weeks. Duration 2 weeks. Concurrent medication/care: No concomitant psychotropic medications, specifically including benzodiazepines for hypnotic or anxiolytic use, were permitted for the 8 weeks before and during the 2 weeks of discontinuation. Indirectness: No indirectness.</p> <p>(n=61) Intervention 2: No withdrawal/continuation on medicine - No withdrawal from agomelatine. Following a 3–5-day drug-free, run-in period, patients were randomly assigned to 12 weeks of treatment with agomelatine 25 mg/day under double-blind conditions. Patients who achieved sustained remission, defined as a MADRS score r12 at weeks 8, 10 and 12, were re-randomized under double-blind conditions, with separate randomization for the two active treatments, to continue their active treatment for 2 weeks. Duration 2 weeks. Concurrent medication/care: No concomitant psychotropic medications, specifically including benzodiazepines for hypnotic or anxiolytic use, were permitted for the 8 weeks before and during the 2 weeks of discontinuation. Indirectness: No indirectness.</p> <p>(n=43) Intervention 3: Withdrawal from/stopping use of one of the prescribed medicines - Withdrawal from paroxetine. Following a 3–5-day drug-free, run-in period, patients were randomly assigned to 12 weeks of treatment with paroxetine 20 mg/day under double-blind conditions. Patients who achieved sustained remission, defined as a MADRS score r12 at weeks 8, 10 and 12, were re-randomized under double-blind conditions, with separate randomization for the two active treatments, to receive placebo for 2 weeks. Duration 2 weeks. Concurrent medication/care: No concomitant psychotropic medications, specifically including benzodiazepines for hypnotic or anxiolytic use, were permitted for the 8 weeks before and during the 2 weeks of discontinuation. Indirectness: No indirectness.</p> <p>(n=61) Intervention 4: No withdrawal/continuation on medicine - No withdrawal from paroxetine. Following a 3–5-day drug-free, run-in period, patients were randomly assigned to 12 weeks of treatment with paroxetine 20 mg/day under double-blind conditions. Patients who achieved sustained remission, defined as a MADRS score r12 at weeks 8, 10 and 12, were re-</p>

Study	Montgomery 2004 ⁴⁴²
	randomized under double-blind conditions, with separate randomization for the two active treatments, to continue their active treatment for 2 weeks. Duration 2 weeks. Concurrent medication/care: No concomitant psychotropic medications, specifically including benzodiazepines for hypnotic or anxiolytic use, were permitted for the 8 weeks before and during the 2 weeks of discontinuation. Indirectness: No indirectness.
Funding	Study funded by industry (Institut Recherches Internationales Servier)
RESULTS (NUMBERS ANALYSED) AND RISK OF BIAS FOR COMPARISON: WITHDRAWAL FROM AGOMELATINE versus NO WITHDRAWAL FROM AGOMELATINE	
Protocol outcome 1: Specific withdrawal symptom at post-intervention and longest follow-up	
- Actual outcome for Antidepressants (others): Rebound (return to a MADRS score equal to or higher than the original score at the entry of the acute treatment study.) at During week 1 of the discontinuation period ; Group 1: 0/27, Group 2: 1/61	
Risk of bias: All domain - Low, Selection - Low, Blinding - Low, Incomplete outcome data - Low, Outcome reporting - Low, Measurement - Low, Crossover - Low, Subgroups - Low, Other 1 - Low; Indirectness of outcome: No indirectness ; Baseline details: States that there were no significant demographic differences between treatment groups and mean MADRS, HAM-A and CGI severity score at entry of the discontinuation period were also comparable.; Group 1 Number missing: 0; Group 2 Number missing: 1	
- Actual outcome for Antidepressants (others): Rebound (return to a MADRS score equal to or higher than the original score at the entry of the acute treatment study.) at During week 2 of the discontinuation period ; Group 1: 0/27, Group 2: 1/61	
Risk of bias: All domain - Low, Selection - Low, Blinding - Low, Incomplete outcome data - Low, Outcome reporting - Low, Measurement - Low, Crossover - Low, Subgroups - Low, Other 1 - Low; Indirectness of outcome: No indirectness ; Baseline details: States that there were no significant demographic differences between treatment groups and mean MADRS, HAM-A and CGI severity score at entry of the discontinuation period were also comparable.; Group 1 Number missing: 0; Group 2 Number missing: 1	
Protocol outcome 2: Intensity of withdrawal symptoms at post-intervention and longest follow-up	
- Actual outcome for Antidepressants (others): Total number of emergent DESS symptoms at During week 2 of the discontinuation period; Group 1: mean 2 (SD 2.3); n=27, Group 2: mean 3 (SD 4.4); n=61; Comments: This is a clinician rated instrument covering 43 signs and symptoms. Symptoms that occurred or worsened in the 7 days before interview were defined as treatment emergent. They were rated as 'new' if experienced for the first time during the discontinuation period and rated as 'worsening' if they occurred at a level which was worse than before the discontinuation period.	

Study	Montgomery 2004 ⁴⁴²
	<p>Risk of bias: All domain - Low, Selection - Low, Blinding - Low, Incomplete outcome data - Low, Outcome reporting - Low, Measurement - Low, Crossover - Low, Subgroups - Low, Other 1 - Low; Indirectness of outcome: No indirectness ; Baseline details: States that there were no significant demographic differences between treatment groups and mean MADRS, HAM-A and CGI severity score at entry of the discontinuation period were also comparable.; Group 1 Number missing: 0; Group 2 Number missing: 1</p>
	<p>RESULTS (NUMBERS ANALYSED) AND RISK OF BIAS FOR COMPARISON: WITHDRAWAL FROM PAROXETINE versus NO WITHDRAWAL FROM PAROXETINE Protocol outcome 1: Specific withdrawal symptom at post-intervention and longest follow-up</p> <p>- Actual outcome for Antidepressants (SSRIs): Rebound (return to a MADRS score equal to or higher than the original score at the entry of the acute treatment study.) at During week 1 of the discontinuation period ; Group 1: 1/43, Group 2: 1/61</p>
	<p>Risk of bias: All domain - Low, Selection - Low, Blinding - Low, Incomplete outcome data - Low, Outcome reporting - Low, Measurement - Low, Crossover - Low, Subgroups - Low, Other 1 - Low; Indirectness of outcome: No indirectness ; Baseline details: States that there were no significant demographic differences between treatment groups and mean MADRS, HAM-A and CGI severity score at entry of the discontinuation period were also comparable.; Group 1 Number missing: 0; Group 2 Number missing: 0</p> <p>- Actual outcome for Antidepressants (SSRIs): Rebound (return to a MADRS score equal to or higher than the original score at the entry of the acute treatment study.) at During week 2 of the discontinuation period ; Group 1: 1/43, Group 2: 2/61</p>
	<p>Risk of bias: All domain - Low, Selection - Low, Blinding - Low, Incomplete outcome data - Low, Outcome reporting - Low, Measurement - Low, Crossover - Low, Subgroups - Low, Other 1 - Low; Indirectness of outcome: No indirectness ; Baseline details: States that there were no significant demographic differences between treatment groups and mean MADRS, HAM-A and CGI severity score at entry of the discontinuation period were also comparable.; Group 1 Number missing: 0; Group 2 Number missing: 0</p>
	<p>Protocol outcome 2: Intensity of withdrawal symptoms at post-intervention and longest follow-up</p> <p>- Actual outcome for Antidepressants (SSRIs): Total number of emergent DESS symptoms at During week 1 of the discontinuation period; Group 1: mean 7.3 (SD 7.1); n=43, Group 2: mean 3.5 (SD 4.1); n=61; Comments: This is a clinician rated instrument covering 43 signs and symptoms. Symptoms that occurred or worsened in the 7 days before interview were defined as treatment emergent. They were rated as 'new' if experienced for the first time during the discontinuation period and rated as 'worsening' if they occurred at a level which was worse than before the discontinuation period.</p>
	<p>Risk of bias: All domain - Low, Selection - Low, Blinding - Low, Incomplete outcome data - Low, Outcome reporting - Low, Measurement - Low, Crossover - Low, Subgroups - Low, Other 1 - Low; Indirectness of outcome: No indirectness ; Baseline details: States that there were no significant demographic</p>

Study	Montgomery 2004 ⁴⁴²
	<p>differences between treatment groups and mean MADRS, HAM-A and CGI severity score at entry of the discontinuation period were also comparable.; Group 1 Number missing: 0; Group 2 Number missing: 0</p> <p>- Actual outcome for Antidepressants (SSRIs): Total number of emergent DESS symptoms at During week 2 of the discontinuation period; Group 1: mean 3 (SD 3.9); n=43, Group 2: mean 2.8 (SD 3.5); n=61; Comments: This is a clinician rated instrument covering 43 signs and symptoms. Symptoms that occurred or worsened in the 7 days before interview were defined as treatment emergent. They were rated as 'new' if experienced for the first time during the discontinuation period and rated as 'worsening' if they occurred at a level which was worse than before the discontinuation period.</p> <p>Risk of bias: All domain - Low, Selection - Low, Blinding - Low, Incomplete outcome data - Low, Outcome reporting - Low, Measurement - Low, Crossover - Low, Subgroups - Low, Other 1 - Low; Indirectness of outcome: No indirectness ; Baseline details: States that there were no significant demographic differences between treatment groups and mean MADRS, HAM-A and CGI severity score at entry of the discontinuation period were also comparable.; Group 1 Number missing: 0; Group 2 Number missing: 0</p>
Protocol outcomes not reported by the study	Any withdrawal symptom at post-intervention and longest follow-up; Duration of withdrawal syndrome at n/a; Quality of life at n/a

Study	Montgomery 2005 ⁴⁴³
Study type	RCT (Patient randomised; Parallel)
Number of studies (number of participants)	1 (n=Open-label phase (517), randomised continuation/placebo phase reported here (n=372))
Countries and setting	Conducted in Multiple countries; Setting: 76 centres in 11 countries in Europe, Canada and South Africa
Line of therapy	1st line
Duration of study	Intervention time: 12-week open-label treatment phase, 24-week randomised phase (continuation or placebo (discontinuation) - discontinuation assessed during the first 2 weeks of the randomised phase

Study	Montgomery 2005 ⁴⁴³
Method of assessment of guideline condition	Adequate method of assessment/diagnosis: Escitalopram: 36 (18-78); placebo 38 (19-68)
Stratum	Antidepressants (SSRIs): Escitalopram
Subgroup analysis within study	Not applicable:
Inclusion criteria	Female and male outpatients between 18 and 80 years with a primary diagnosis of generalised social anxiety disorder (SAD) according to DSM-IV criteria; total score of 70 or more on the Liebowitz Social Anxiety Scale (LSAS) with exhibited fear or avoidance traits in at least 4 social situations; score of 5 or more on 1 or more of the Sheehan Disability Scale (SDS) subscales.
Exclusion criteria	Another Axis I disorder that was considered the predominant diagnosis within the previous 6 months; severity of depressive symptoms likely to respond to an antidepressant (MADRS score of 18 or more); 5 or more on MADRS item 10 (suicidal thoughts); DSM-IV diagnosis of alcohol or drug abuse, an eating disorder, MDD, PD, OCD, body dysmorphic disorder, schizophrenia/other psychotic disorder, mania or hypomania or history thereof, or presence of an Axis II diagnosis. Lack of therapeutic response to any SSRI. Treatment with a psychoactive drug within 2 weeks (5 weeks for fluoxetine). In the prior 2 weeks had received or planned to initiate formal psychotherapy.
Recruitment/selection of patients	Advertisements by psychiatrists in private or hospital outpatient clinics or by specialised clinical research centres.
Age, gender and ethnicity	Age - Mean (range): Gender (M:F): 194/177. Ethnicity: 95% white.
Further population details	1. Half-life of benzodiazepine the population are taking: Not applicable.
Extra comments	. For this analysis, only including results from the randomised continuation vs discontinuation (placebo) phase. Only responders to escitalopram entered this phase (based on the CGI-I score of 1 or 2).
Indirectness of population	No indirectness.

Study	Montgomery 2005 ⁴⁴³
Interventions	<p>(n=191) Intervention 1: No withdrawal/continuation on medicine - No withdrawal. Continuation on escitalopram: randomised to continue escitalopram following the 12-week open-label treatment phase (open-label phase: 10mg/day, which could be increased to 20mg if clinically indicated, tablets, single daily dose). This continuation arm continued with the dose administered at the end of the open-label phase. No dose changes permitted during the 24-week randomised period. . Duration 12-week open-label + 24-week continuation/discontinuation period. Concurrent medication/care: Not reported. Indirectness: No indirectness.</p> <p>(n=181) Intervention 2: Withdrawal from/stopping use of one of the prescribed medicines - Withdrawal from escitalopram (abrupt switch to placebo): randomised to switch to placebo following the 12-week open-label treatment phase (open-label phase: 10mg/day, which could be increased to 20mg if clinically indicated, tablets, single daily dose). Abrupt switch to placebo tablets (identical appearance, taste and smell). . Duration 12-week open-label + 24-week continuation/discontinuation period. Concurrent medication/care: Not reported. Indirectness: No indirectness.</p>
Funding	Study funded by industry.
<p>RESULTS (NUMBERS ANALYSED) AND RISK OF BIAS FOR COMPARISON: WITHDRAWAL FROM ESCITALOPRAM (ABRUPT SWITCH TO PLACEBO) versus CONTINUATION ON ESCITALOPRAM (NO WITHDRAWAL)</p>	
<p>Protocol outcome 1: Intensity of withdrawal symptoms at post-intervention and longest follow-up</p> <p>- Actual outcome for Antidepressants (SSRIs): Discontinuation Emergent Signs and Symptoms (DESS) total score at 2 weeks after randomisation (2 weeks withdrawal); MD; 0.76 (SE 0.29), Comments: 43-item DESS checklist. Means provided for each arm but with no variance (1.78 and 1.02 for withdrawal and continuation respectively). SE for the MD calculated from the difference in means and the P value of P<0.01 (0.01 used for calculation). n=181 and n=190 respectively for withdrawal and continuation, respectively);</p> <p>Risk of bias: All domain - Very high, Selection - High, Blinding - Low, Incomplete outcome data - Low, Outcome reporting - High, Measurement - Low, Crossover - Low, Comments - Analysis was using the randomised population who had taken at least 1 dose. DESS score range not reported, downgraded for outcome reporting. ; Indirectness of outcome: No indirectness ; Group 1 Number missing: 1, Reason: 1 not treated. Unclear if any other drop-outs during the first 2 weeks of the discontinuation period, as only reported for the whole 24-week period.; Group 2 Number missing: 0, Reason: Unclear if any drop-outs during the first 2 weeks of the discontinuation period, as only reported for the whole 24-week period.</p>	

Study	Montgomery 2005 ⁴⁴³
	<p>- Actual outcome for Antidepressants (SSRIs): Discontinuation Emergent Signs and Symptoms (DESS) score of ≥ 4 at 2 weeks after randomisation (2 weeks after withdrawal); Group 1: 29/181, Group 2: 15/190; Comments: Percentages provided in paper (16% and 8% in withdrawal and continuation arms, respectively). Numbers analysed reported as the randomised numbers who took at least one dose (n=181 and n=190 respectively).</p> <p>Risk of bias: All domain - Very high, Selection - High, Blinding - Low, Incomplete outcome data - Low, Outcome reporting - High, Measurement - Low, Crossover - Low, Comments - Analysis was using the randomised population who had taken at least 1 dose. DESS score range not reported, downgraded for outcome reporting. ; Indirectness of outcome: No indirectness ; Group 1 Number missing: 1, Reason: 1 not treated. Unclear if any other drop-outs during the first 2 weeks of the discontinuation period, as only reported for the whole 24-week period.; Group 2 Number missing: 0, Reason: Unclear if any drop-outs during the first 2 weeks of the discontinuation period, as only reported for the whole 24-week period.</p>
	<p>- Actual outcome for Antidepressants (SSRIs): Discontinuation Emergent Signs and Symptoms (DESS) total score at 1 week after randomisation (1 week withdrawal); MD; 1.44 (SE 0.56), Comments: 43-item DESS checklist. Means provided for each arm but with no variance (2.61 and 1.17 for withdrawal and continuation respectively). SE for the MD calculated from the difference in means and the P value of $P < 0.01$ (0.01 used for calculation). n=181 and n=190 respectively for withdrawal and continuation, respectively).</p> <p>Risk of bias: All domain - Very high, Selection - High, Blinding - Low, Incomplete outcome data - Low, Outcome reporting - High, Measurement - Low, Crossover - Low, Comments - Analysis was using the randomised population who had taken at least 1 dose. DESS score range not reported, downgraded for outcome reporting. ; Indirectness of outcome: No indirectness ; Group 1 Number missing: 1, Reason: 1 not treated. Unclear if any other dropouts during the first 2 weeks of the discontinuation period, as only reported for the whole 24-week period.; Group 2 Number missing: 0, Reason: Unclear if any dropouts during the first 2 weeks of the discontinuation period, as only reported for the whole 24-week period.</p>
	<p>- Actual outcome for Antidepressants (SSRIs): Discontinuation Emergent Signs and Symptoms (DESS) score of ≥ 4 at 1 week after randomisation (1 week after withdrawal); Group 1: 49/181, Group 2: 17/190; Comments: Percentages provided in paper (27%% and 9% in withdrawal and continuation arms, respectively). Numbers analysed reported as the randomised numbers who took at least one dose (n=181 and n=190 respectively).</p> <p>Risk of bias: All domain - Very high, Selection - High, Blinding - Low, Incomplete outcome data - Low, Outcome reporting - High, Measurement - Low, Crossover - Low, Comments - Analysis was using the randomised population who had taken at least 1 dose. DESS score range not reported, downgraded for outcome reporting. ; Indirectness of outcome: No indirectness ; Group 1 Number missing: 1, Reason: 1 not treated. Unclear if any other dropouts during the first 2 weeks of the discontinuation period, as only reported for the whole 24-week period.; Group 2 Number missing: 0, Reason: Unclear if any dropouts during the first 2 weeks of the discontinuation period, as only reported for the whole 24-week period.</p>

Study	Montgomery 2005 ⁴⁴³
Protocol outcomes not reported by the study	Any withdrawal symptom at post-intervention and longest follow-up; Specific withdrawal symptom at post-intervention and longest follow-up; Duration of withdrawal syndrome at n/a; Quality of life at n/a

Study	Noyes 1991 ⁴⁷²
Study type	RCT (Patient randomised; Parallel)
Number of studies (number of participants)	(n=25)
Countries and setting	Conducted in Unknown; Setting: Outpatient
Line of therapy	Unclear
Duration of study	Intervention + follow up: 8 months treatment, 5 weeks discontinuation
Method of assessment of guideline condition	Adequate method of assessment/diagnosis: DSM-III R criteria for extensive phobic avoidance, limited phobic avoidance, uncomplicated panic disorder, major depression (current or past)
Stratum	Benzodiazepines
Subgroup analysis within study	Not applicable
Inclusion criteria	Required to meet DSM-III-R criteria for panic disorder and to have at least one panic attack per week for 3 weeks.
Exclusion criteria	Participants were excluded if they had major physical or psychiatric illnesses including schizophrenia, bipolar disorder, melancholia, dementia or alcohol abuse within the past 6 months. Those with major depression were excluded if the onset preceded that of panic disorder or if depressive symptoms dominated the clinical picture.

Study	Noyes 1991 ⁴⁷²
Recruitment/selection of patients	Recruited through news media.
Age, gender and ethnicity	Age - Mean (SD): 39.1 (9.8) including alprazolam group which is not included. Gender (M:F): 24F/ 26M (including alprazolam group which is not included). Ethnicity: NR
Further population details	1. Half-life of benzodiazepine the population are taking: Long half-life benzodiazepine (Diazepam).
Extra comments	SCID was used to separate participants into panic disorder subtypes. Population details for those who entered the discontinuation phase reported.
Indirectness of population	No indirectness
Interventions	<p>(n=19) Intervention 1: Withdrawal from/stopping use of one of the prescribed medicines - Withdrawal from diazepam. Original treatment study (8 weeks): after a one-week pre-treatment washout without any psychotropic drugs, participants were assigned to 10mg diazepam. The dose was adjusted to achieve maximum benefit within the limits of tolerance. During the initial phase, participants were seen weekly. At the end of this period, those who had responded to the study medication were invited to continue taking that medication for 6 months and were then eligible to take part in the discontinuation part of the study. At the end of the treatment study participants were asked to reduce the dose of medication by one capsule every 3 days until the dose reached 2 capsule/ day. At that point, half strength capsules of diazepam were substituted for the original capsules and the dose of drug or placebo was reduced at the same rate (1 capsule every 3 days). the start of the taper was adjusted so that the last dose of study medication would coincide with a regularly scheduled visit. During the discontinuation study participants were seen weekly and visits were continued until they had been without medication for at least 2 weeks. Duration 5 weeks. Concurrent medication/care: NR. Indirectness: No indirectness.</p> <p>(n=6) Intervention 2: Withdrawal from placebo. Original treatment study (8 weeks): after a one-week pre-treatment washout without any psychotropic drugs, participants were assigned to placebo. The dose was adjusted to achieve maximum benefit within the limits of tolerance. During the initial phase, participants were seen weekly. At the end of this period, those who had responded to the study medication were invited to continue taking that medication for 6 months and were then eligible to take part in the discontinuation part of the study.</p>

Study	Noyes 1991 ⁴⁷²
	<p>At the end of the treatment study participants were asked to reduce the dose of placebo by one capsule every 3 days until the dose reached 2 capsule/ day. At that point, the dose of placebo was reduced at the same rate (1 capsule every 3 days). The start of the taper was adjusted so that the last dose of study medication would coincide with a regularly scheduled visit. During the discontinuation study participants were seen weekly and visits were continued until they had been without medication for at least 2 weeks. Duration 5 weeks. Concurrent medication/care: NR. Indirectness: Serious indirectness; Indirectness comment: It is unclear if the placebo group discontinued during the discontinuation phase.</p>
Funding	Funding not stated
<p>RESULTS (NUMBERS ANALYSED) AND RISK OF BIAS FOR COMPARISON: WITHDRAWAL FROM DIAZEPAM 5MG versus WITHDRAWAL FROM PLACEBO</p>	
<p>Protocol outcome 1: Any withdrawal symptom at post-intervention and longest follow-up</p>	
<p>- Actual outcome for Benzodiazepines: Development of new symptoms at During the discontinuation period; Group 1: 12/19, Group 2: 2/6</p>	
<p>Risk of bias: All domain - Very high, Selection - Very high, Blinding - Low, Incomplete outcome data - High, Outcome reporting - Low, Measurement - Low, Crossover - Low, Subgroups - Low; Indirectness of outcome: No indirectness ; Baseline details: States that there was no difference between the diazepam and alprazolam groups with respect to any baseline demographic or illness variable . Comparison with placebo group not reported.</p>	
<p>Randomised numbers per group were not reported.; Group 1 Number missing: 11, Reason: NR; Group 2 Number missing: 2, Reason: NR NB this is from total number randomised.</p>	
<p>Protocol outcome 2: Specific withdrawal symptom at post-intervention and longest follow-up</p>	
<p>- Actual outcome for Benzodiazepines: Rebound- increase in anxiety of $\geq 50\%$ as measured with Hamilton anxiety scale compared with baseline at During the discontinuation period; Group 1: 3/19, Group 2: 0/6; Comments: Rebound was judged to have occurred if the criteria were met at any visit.</p>	
<p>Risk of bias: All domain - Very high, Selection - Very high, Blinding - Low, Incomplete outcome data - Low, Outcome reporting - Low, Measurement - Low, Crossover - Low, Subgroups - Low; Indirectness of outcome: No indirectness ; Baseline details: States that there was no difference between the diazepam and alprazolam groups with respect to any baseline demographic or illness variable . Comparison with placebo group not reported.; Group 1 Number missing: ; Group 2 Number missing:</p>	
<p>- Actual outcome for Benzodiazepines: Rebound- increase in panic attacks of $\geq 100\%$ compared with baseline at During the discontinuation period; Group 1: 4/19, Group 2: 1/6; Comments: Rebound was judged to have occurred if the criteria were met at any visit.</p>	

Study	Noyes 1991 ⁴⁷²
	<p>Risk of bias: All domain - Very high, Selection - Very high, Blinding - Low, Incomplete outcome data - High, Outcome reporting - Low, Measurement - Low, Crossover - Low, Subgroups - Low; Indirectness of outcome: No indirectness ; Baseline details: States that there was no difference between the diazepam and alprazolam groups with respect to any baseline demographic or illness variable . Comparison with placebo group not reported. Randomised numbers per group were not reported.; Group 1 Number missing: 11, Reason: NR; Group 2 Number missing: 2, Reason: NR NB this is from total number randomised.</p> <p>- Actual outcome for Benzodiazepines: Rebound- Global Improvement Score ≤ 3 (indicating symptoms worse than at baseline) range 0-10 at During the discontinuation period; Group 1: 4/19, Group 2: 0/6; Comments: Rebound was judged to have occurred if the criteria were met at any visit</p>
	<p>Risk of bias: All domain - Very high, Selection - Very high, Blinding - Low, Incomplete outcome data - High, Outcome reporting - Low, Measurement - Low, Crossover - Low, Subgroups - Low; Indirectness of outcome: No indirectness ; Baseline details: States that there was no difference between the diazepam and alprazolam groups with respect to any baseline demographic or illness variable . Comparison with placebo group not reported. Randomised numbers per group were not reported.; Group 1 Number missing: 11, Reason: NR; Group 2 Number missing: 2, Reason: NR.</p> <p>- Actual outcome for Benzodiazepines: Rebound- increase in anxiety of $\geq 10\%$ as measured with Hamilton anxiety scale compared with baseline at During the discontinuation period; Group 1: 7/19, Group 2: 1/6; Comments: Calculated from % reported.</p>
	<p>Risk of bias: All domain - Very high, Selection - Very high, Blinding - Low, Incomplete outcome data - High, Outcome reporting - Low, Measurement - Low, Crossover - Low, Subgroups - Low; Indirectness of outcome: No indirectness ; Baseline details: States that there was no difference between the diazepam and alprazolam groups with respect to any baseline demographic or illness variable . Comparison with placebo group not reported. Randomised numbers per group were not reported.; Group 1 Number missing: 11, Reason: NR; Group 2 Number missing: 2, Reason: NR NB this is from total number randomised.</p> <p>Protocol outcome 3: Intensity of withdrawal symptoms at post-intervention and longest follow-up</p> <p>- Actual outcome for Benzodiazepines: Increase in withdrawal symptoms of $\geq 100\%$ at During the discontinuation period; Group 1: 1/19, Group 2: 1/6; Comments: Using the 53 item Withdrawal Symptoms Checklist, symptoms that became worse during taper compared with baseline were identified. To do this, for each patient, the baseline value for each item was subtracted, rated on a 4-point scale from the highest value recorded during dose reduction or after discontinuation. The group's mean change from baseline was calculated and in this way 18 symptoms were identified that became worse than they had been at baseline. The sum of the ratings for these 18 symptoms yielded a total withdrawal symptom score for each patient at each observation period.</p>
	<p>Risk of bias: All domain - Very high, Selection - Very high, Blinding - Low, Incomplete outcome data - High, Outcome reporting - Low, Measurement - Low, Crossover - Low, Subgroups - Low; Indirectness of outcome: No indirectness ; Baseline details: States that there was no difference between the diazepam and</p>

Study	Noyes 1991 ⁴⁷²
alprazolam groups with respect to any baseline demographic or illness variable . Comparison with placebo group not reported. Randomised numbers per group were not reported.; Group 1 Number missing: 11, Reason: NR; Group 2 Number missing: 2, Reason: NR NB this is from total number randomised.	
Protocol outcomes not reported by the study	Duration of withdrawal syndrome at n/a; Quality of life at n/a

Study	Pande 2003 ⁵⁰⁶
Study type	RCT (Patient randomised; Parallel)
Number of studies (number of participants)	(n=276)
Countries and setting	Conducted in USA; Setting: 5 outpatient clinical research sites based in Seattle, Portland, Ore., Lansing, Mich., Los Angeles and Durham, N.C.
Line of therapy	Unclear
Duration of study	Intervention + follow up: 5 weeks
Method of assessment of guideline condition	Adequate method of assessment/diagnosis: GAD according to DSM-IV criteria
Stratum	Pregabalin
Subgroup analysis within study	Not applicable
Inclusion criteria	Outpatients 18 years or older meeting a diagnosis of GAD according to DSM-IV criteria. At the screening and treatment assignment visits, patients were required to have a Covi Anxiety Scale total score ≥ 9 and Raskin Depression Scale total score ≥ 7

Study	Pande 2003 ⁵⁰⁶
	to ensure that anxiety was the predominant presentation among patients with depressive symptoms. Patients were required to have a Hamilton anxiety scale total score ≥ 20 at both the screening and treatment assignment visits.
Exclusion criteria	Patients were excluded if they suffered from any axis I disorder except dysthymia, simple phobia, social phobia, somatization disorder, or a history of major depressive disorder. Also, patients at suicide risk, as judged by the clinician on the basis of history or current severity of suicidal ideation.
Recruitment/selection of patients	Clinic referrals or advertisements
Age, gender and ethnicity	Age - Mean (SD): 35.8 (11.1). Gender (M:F): Define. Ethnicity: White: 83.7%, Black: 7.6%, Other: 8.7%
Further population details	1. Half-life of benzodiazepine the population are taking: Short half-life benzodiazepine (lorazepam).
Indirectness of population	No indirectness
Interventions	<p>(n=69) Intervention 1: Withdrawal from/stopping use of one of the prescribed medicines - Withdrawal from pregabalin 150mg/day (50mg tid)</p> <p>The study had 3 phases: a 1-week placebo lead in, a 4-week double-blind phase and a 1-week taper. The 1 week, single-blind placebo lead in phase was intended to establish the stability of GAD symptoms and eliminate the effects of prior treatment. If patients still met the study inclusion criteria at the end of this phase, as confirmed by a second clinical interview with the psychiatrist, they were randomly assigned to one of the four treatment conditions. Study medication was titrated during the first 6 days of double-blind treatment. On day 1, participants received one sixth of the randomly assigned dose, which was then increased daily until the targeted dose was reached. Following 4 weeks of treatment, the final efficacy assessments were made (termination visit). Study medication dose was tapered over 1 week, and the follow-up visit was conducted. Duration 5 weeks.</p> <p>Concurrent medication/care: Participants were required to be free of psychotropic medications for 2 weeks (5 weeks for fluoxetine) before enrolment. A urine drug screen was performed at screening and at termination, although a positive result at screening was not exclusionary. No psychotropic medications were allowed during the study with the exception of zolpidem (5mg) which was permitted on an as-needed basis for extreme sleeplessness. Zolpidem was not to be taken for more than 2 nights per week and not to be taken the night before a clinic visit.</p>

Study	Pande 2003 ⁵⁰⁶
	<p>(n=70) Intervention 2: Withdrawal from/stopping use of one of the prescribed medicines - Withdrawal from pregabalin 600mg/day (200mg tid)</p> <p>The study had 3 phases: a 1-week placebo lead in, a 4-week double-blind phase and a 1-week taper. The 1 week, single-blind placebo lead in phase was intended to establish the stability of GAD symptoms and eliminate the effects of prior treatment. If patients still met the study inclusion criteria at the end of this phase, as confirmed by a second clinical interview with the psychiatrist, they were randomly assigned to one of the four treatment conditions. Study medication was titrated during the first 6 days of double-blind treatment.</p> <p>On day 1, participants received one sixth of the randomly assigned dose, which was then increased daily until the targeted dose was reached. Following 4 weeks of treatment, the final efficacy assessments were made (termination visit). Study medication dose was tapered over 1 week, and the follow-up visit was conducted. Duration 5 weeks. Concurrent medication/care: Participants were required to be free of psychotropic medications for 2 weeks (5 weeks for fluoxetine) before enrolment. A urine drug screen was performed at screening and at termination, although a positive result at screening was not exclusionary. No psychotropic medications were allowed during the study with the exception of zolpidem (5mg) which was permitted on an as-needed basis for extreme sleeplessness. Zolpidem was not to be taken for more than 2 nights per week and not to be taken the night before a clinic visit.</p> <p>(n=68) Intervention 3: Withdrawal from/stopping use of one of the prescribed medicines - Withdrawal from lorazepam 6mg/day (2mg tid).</p> <p>The study had 3 phases: a 1-week placebo lead in, a 4-week double-blind phase and a 1-week taper. The 1 week, single-blind placebo lead in phase was intended to establish the stability of GAD symptoms and eliminate the effects of prior treatment. If patients still met the study inclusion criteria at the end of this phase, as confirmed by a second clinical interview with the psychiatrist, they were randomly assigned to one of the four treatment conditions. Study medication was titrated during the first 6 days of double-blind treatment.</p> <p>On day 1, participants received one sixth of the randomly assigned dose, which was then increased daily until the targeted dose was reached. Following 4 weeks of treatment, the final efficacy assessments were made (termination visit). Study medication dose was tapered over 1 week, and the follow-up visit was conducted. Duration 5 weeks. Concurrent medication/care: Participants were required to be free of psychotropic medications for 2 weeks (5 weeks for fluoxetine) before enrolment.</p>

Study	Pande 2003 ⁵⁰⁶
	<p>A urine drug screen was performed at screening and at termination, although a positive result at screening was not exclusionary. No psychotropic medications were allowed during the study with the exception of zolpidem (5mg) which was permitted on an as-needed basis for extreme sleeplessness. Zolpidem was not to be taken for more than 2 nights per week and not to be taken the night before a clinic visit.</p> <p>(n=69) Intervention 4: Withdrawal from placebo. The study had 3 phases: a 1-week placebo lead in, a 4-week double-blind phase and a 1-week taper. The 1 week, single-blind placebo lead in phase was intended to establish the stability of GAD symptoms and eliminate the effects of prior treatment. If patients still met the study inclusion criteria at the end of this phase, as confirmed by a second clinical interview with the psychiatrist, they were randomly assigned to one of the four treatment conditions. Study medication was titrated during the first 6 days of double-blind treatment.</p> <p>On day 1, participants received one sixth of the randomly assigned dose, which was then increased daily until the targeted dose was reached. Following 4 weeks of treatment, the final efficacy assessments were made (termination visit). Study medication dose was tapered over 1 week, and the follow-up visit was conducted. Duration 5 weeks. Concurrent medication/care: Participants were required to be free of psychotropic medications for 2 weeks (5 weeks for fluoxetine) before enrolment. A urine drug screen was performed at screening and at termination, although a positive result at screening was not exclusionary. No psychotropic medications were allowed during the study with the exception of zolpidem (5mg) which was permitted on an as-needed basis for extreme sleeplessness. Zolpidem was not to be taken for more than 2 nights per week and not to be taken the night before a clinic visit. Indirectness: No indirectness</p>
Funding	Funding not stated
<p>RESULTS (NUMBERS ANALYSED) AND RISK OF BIAS FOR COMPARISON: WITHDRAWAL FROM PREGABALIN 150MG/DAY versus WITHDRAWAL FROM PLACEBO</p> <p>Protocol outcome 1: Intensity of withdrawal symptoms at post-intervention and longest follow-up</p> <p>- Actual outcome for Pregabalin: PWC at week 5 (immediately after completion of taper); MD; 1.61 (95%CI -0.96 to 4.18, Comments: Difference from placebo was 1.61. SE 1.31 calculated using p value method (p=0.22). CIs calculated using Revman.</p> <p>PWC scores at endpoint (week 4) were subtracted from those at follow-up (week 5). Change scores were analysed using ANCOVA that included the effects of treatment and centre with baseline PWC scores entered as a covariate. Adjusted mean change scores in placebo and 50mg arms were 0.55 and 2.17, respectively (no variance reported for change scores).</p>	

Study	Pande 2003 ⁵⁰⁶
	<p>Risk of bias: All domain - Low, Selection - Low, Blinding - Low, Incomplete outcome data - Low, Outcome reporting - Low, Measurement - Low, Crossover - Low; Indirectness of outcome: No indirectness ; From start of treatment Group 1 Number missing: 7, Reason: Adverse event, lack of efficacy, lack of compliance, other/administrative; Group 2 Number missing: 19, Reason: Adverse event, lack of efficacy, lack of compliance, other/administrative. In taper phase for pregabalin 112 entered taper, 1 withdrew, for lorazepam 44 entered taper, 1 withdrew and for placebo 54 entered taper, 1 withdrew.</p> <p>RESULTS (NUMBERS ANALYSED) AND RISK OF BIAS FOR COMPARISON: WITHDRAWAL FROM PREGABALIN 600MG/DAY versus WITHDRAWAL FROM PLACEBO</p> <p>Protocol outcome 1: Intensity of withdrawal symptoms at post-intervention and longest follow-up</p> <p>- Actual outcome for Pregabalin: PWC at week 5 (immediately after completion of taper); MD; 2.55 (95%CI -0.08 to 5.18, Comments: Difference from placebo was 2.55. SE 1.34 calculated using p value method (p=0.06). CIs calculated using Revman.</p> <p>PWC scores at endpoint (week 4) were subtracted from those at follow-up (week 5). Change scores were analysed using ANCOVA that included the effects of treatment and centre with baseline PWC scores entered as a covariate. Adjusted mean change scores in placebo and 200mg arms were 0.55 and 3.11, respectively (no variance reported for change scores).</p> <p>Risk of bias: All domain - Low, Selection - Low, Blinding - Low, Incomplete outcome data - Low, Outcome reporting - Low, Measurement - Low, Crossover - Low; Indirectness of outcome: No indirectness ; Baseline details: There were slightly more females in the placebo and lorazepam groups. Age at onset of GAD and duration of illness were similar across groups. A low level of comorbidity was observed. The frequency of comorbid social phobia was slightly greater in the placebo group than in the other 3 groups.; From start of treatment Group 1 Number missing: 15, Reason: Adverse event, lack of efficacy, lack of compliance, other/administrative; Group 2 Number missing: 19, Reason: Adverse event, lack of efficacy, lack of compliance, other/administrative In taper phase for pregabalin 112 entered taper, 1 withdrew and for placebo 54 entered taper, 1 withdrew.</p> <p>RESULTS (NUMBERS ANALYSED) AND RISK OF BIAS FOR COMPARISON: WITHDRAWAL FROM LORAZEPAM versus WITHDRAWAL FROM PLACEBO</p> <p>Protocol outcome 1: Intensity of withdrawal symptoms at post-intervention and longest follow-up</p> <p>- Actual outcome for Benzodiazepines: PWC at week 5 (immediately after completion of taper); MD; 4.65 (95%CI 1.79 to 7.51, Comments: Difference from placebo was 4.65. SE 1.46 calculated using p value method. CIs calculated using Revman.</p> <p>PWC scores at endpoint (week 4) were subtracted from those at follow-up (week 5). Change scores were analysed using ANCOVA that included the effects of treatment and centre with baseline PWC scores entered as a covariate. Adjusted mean change scores in placebo and lorazepam arms were 0.55 and 5.20, respectively (no variance reported for change scores).</p>

Study	Pande 2003 ⁵⁰⁶
	Risk of bias: All domain - High, Selection - Low, Blinding - Low, Incomplete outcome data - Low, Outcome reporting - Low, Measurement - Low, Crossover - Low; Indirectness of outcome: No indirectness ; Baseline details: There were slightly more females in the placebo and lorazepam groups. Age at onset of GAD and duration of illness were similar across groups. A low level of comorbidity was observed. The frequency of comorbid social phobia was slightly greater in the placebo group than in the other 3 groups.; Group 1 Number missing: 22, Reason: Adverse event, lack of efficacy, lack of compliance, other/administrative; Group 2 Number missing: 19, Reason: Adverse event, lack of efficacy, lack of compliance, other/administrative NB – this is from start of treatment. In taper phase for pregabalin 112 entered taper, 1 withdrew and for placebo 54 entered taper, 1 withdrew.
Protocol outcomes not reported by the study	Any withdrawal symptom at post-intervention and longest follow-up; Specific withdrawal symptom at post-intervention and longest follow-up; Duration of withdrawal syndrome at n/a; Quality of life at n/a

Study	Perahia 2009 ⁵²⁷
Study type	RCT (Patient randomised; Parallel)
Number of studies (number of participants)	1 (n=N=288 number entering randomised double blind phase and subsequent taper (analysed here); prior open-label treatment phase included n=514)
Countries and setting	Conducted in United Kingdom; Setting: Outpatients
Line of therapy	Unclear
Duration of study	Intervention time: 34 week open-label phase + 52-week discontinuation/continuation double blind phase + 3-week taper phase
Method of assessment of guideline condition	Adequate method of assessment/diagnosis
Stratum	Antidepressants (others): Duloxetine
Subgroup analysis within study	Not applicable:

Study	Perahia 2009 ⁵²⁷
Inclusion criteria	Outpatients aged 18 years and over who met the criteria for recurrent MDD as defined by the DSM-IV and confirmed via the MINI. Patients had to have a Hamilton Depression Rating Scale score >18 and a CGI-S score >4, and at least 3 episodes of depression within the past 5 years.
Exclusion criteria	Current and primary axis disorder other than MDD, substance abuse or dependence within the past year, previous use of duloxetine.
Recruitment/selection of patients	Outpatients from 43 study centres across Europe were recruited.
Age, gender and ethnicity	Age - Mean (SD): Duloxetine 47.1 (12.8); placebo: 48.0 (12.3). Gender (M:F): 82/206. Ethnicity: White 97.9%; Black 1%; Hispanic 1%; East Asian 0.3%
Further population details	1. Half-life of benzodiazepine the population are taking: Not applicable
Extra comments	Double-blind phase (52 weeks) is withdrawal (to placebo) vs continuation on duloxetine. Treatment-emergent adverse events were reported for the withdrawal vs continuation phase; however, this outcome is not extracted in this review (as per protocol, not defined as withdrawal symptoms). Outcome reported in this review is withdrawal from duloxetine vs withdrawal from placebo from the 3-week taper phase of study (taper phase followed 52-week double-blind phase).
Indirectness of population	No indirectness
Interventions	<p>(n=146) Intervention 1: Withdrawal from/stopping use of one of the prescribed medicines - Withdrawal from duloxetine during taper phase (at end of 52-week double-blind phase). Optional 3-week taper follow-up phase: eligible to enter the taper phase following study completion or discontinuation (those who discontinued the double-blind phase due to recurrence were also eligible to enter taper phase).</p> <p>Down-titration over 2-3 weeks. Prior phases: 4–10-week acute phase where all participants received open-label 60-120mg/day duloxetine, followed by a 24-week continuation phase where dose was maintained (34 weeks total for the open-label phase). Responders were then randomised to be maintained duloxetine for 52 weeks.</p>

Study	Perahia 2009 ⁵²⁷
	<p>Duration 34 week open-label phase + 52-week discontinuation/continuation double blind phase + 2–3-week taper phase. Concurrent medication/care: Exclusion criteria was taking any excluded medications (mostly centrally acting medications such as antidepressants and antipsychotics). No other reported. Indirectness: No indirectness Comments: Follow-up phase was optional. Doses taken during double blind phase: 60mg/day 44%; 90mg/day 31%; 120mg/day 25%.</p> <p>(n=142) Intervention 2: Withdrawal from placebo during taper phase (at end of 52-week double-blind phase). Optional 3-week taper follow-up phase: eligible to enter the taper phase following study completion or discontinuation (those who discontinued the double-blind phase due to recurrence were also eligible to enter taper phase). Down-titration over 2-3 weeks. Prior phases: 4–10-week acute phase where all participants received open-label 60-120mg/day duloxetine, followed by a 24-week continuation phase where dose was maintained (34 weeks total for the open-label phase).</p> <p>Responders were then randomised to placebo for 52 weeks. Duration 34 week open-label phase + 52-week discontinuation/continuation double blind phase + 2–3-week taper phase. Concurrent medication/care: Exclusion criteria was taking any excluded medications (mostly centrally acting medications such as antidepressants and antipsychotics). No other reported. Indirectness: No indirectness.</p> <p>Comments: Follow-up phase was optional. Down-titration over 2-3 weeks presumed for placebo arm too- unclear from paper. Note: these people had previously received desvenlafaxine during the open-label phase of 34 weeks. Responders at the end of week 34 were randomised to placebo for the 52-week double-blind phase (this was a gradual taper to placebo over 4 weeks, then continued on placebo for the rest of the 52 weeks or until discontinuation).</p>
Funding	<p>Study funded by industry (Eli Lilly and Co. and Boehringer Ingelheim)</p> <p>RESULTS (NUMBERS ANALYSED) AND RISK OF BIAS FOR COMPARISON: WITHDRAWAL FROM DULOXETINE (AT END OF 52 WEEK double blind PHASE) versus WITHDRAWAL FROM PLACEBO (AT END OF 52 WEEK double blind PHASE)</p> <p>Protocol outcome 1: Any withdrawal symptom at post-intervention and longest follow-up - Actual outcome for Antidepressants (others): 1 or more discontinuation-emergent adverse event (DEAE; spontaneously reported adverse events recorded at each visit - visit frequency unclear during 3 week follow-up) at During 3 week taper phase; Group 1: 14/61, Group 2: 4/48.</p>

Study	Perahia 2009 ⁵²⁷
	<p>Risk of bias: All domain - high, Selection - High, Blinding - Low, Incomplete outcome data - low, Outcome reporting - Low, Measurement - Low, Crossover - Low, Comments - Those withdrawing from placebo had previously received 34 weeks treatment with duloxetine during the open-label phase. They had been tapered off over 4 weeks at the start of the double-blind phase and then been taking placebo for the remainder of the 52-week double blind phase (for approximately 48 weeks). However, methods also state that people could enter the optional taper phase even if discontinued the double blind phase early, so some people in the placebo arm may have been taking placebo for less time; Indirectness of outcome: No indirectness ; Group 1 Number missing: 85 overall, but no missing data for taper phase, Reason: 61 entered optional follow-up phase (not all double blind completers entered phase). 50 discontinued double blind treatment phase (although still eligible to enter follow-up phase, so unclear if any people who discontinued did); Group 2 Number missing: 94, Reason: 48 entered optional follow-up phase (not all double blind completers entered phase). 69 discontinued double blind treatment phase (although still eligible to enter follow-up phase, so unclear if any people who discontinued did).</p>
Protocol outcomes not reported by the study	Specific withdrawal symptom at post-intervention and longest follow-up; Duration of withdrawal syndrome at n/a; Quality of life at n/a; Intensity of withdrawal symptoms at post-intervention and longest follow-up

Study	Raskin 2005 ⁵⁶¹
Study type	RCT (Patient randomised; Parallel)
Number of studies (number of participants)	1 (n=348)
Countries and setting	Conducted in USA; Setting: 26 centres worldwide
Line of therapy	1st line
Duration of study	Intervention time: 12-week double-blind treatment period and 1-week taper period
Method of assessment of guideline condition	Adequate method of assessment/diagnosis: Duloxetine for pain due to bilateral peripheral neuropathy (withdrawal from duloxetine vs withdrawal from placebo)
Stratum	Antidepressants (others): Duloxetine

Study	Raskin 2005 ⁵⁶¹
Subgroup analysis within study	Not applicable:
Inclusion criteria	18 years or older; pain due to bilateral peripheral neuropathy caused by type 1 or type 2 diabetes (the pain had to begin in the feet and with relatively symmetrical onset). the daily pain must have been present for at least 6 months, and diagnosis was to be confirmed by a score of at least 3 on the Michigan Neuropathy Screening Instrument (MNSI); patients had to have a mean score of 4 or more when assessed for a 24-hour average pain severity on the 11-point Likert scale and stable glycaemic control.
Exclusion criteria	<p>Pregnant or breastfeeding; prior renal transplant or current renal dialysis; serious or unstable illness; symptomatic peripheral vascular disease; other medical condition or psychological conditions that might compromise participation in the study; current (1 year or less) DSM-IV Axis I diagnosis of MDD, dysthymia, GAD, alcohol, or eating disorders as determined by the Mini International Neuropsychiatric Interview (MINI), or if they had a DSM-IV diagnosis or a previous diagnosis of mania, bipolar disorder or psychosis.</p> <p>Historical exposure to drugs known to cause neuropathy; history of substance abuse or dependence within the previous year (excluding caffeine or nicotine), a positive urine drug screen for any substances of abuse or excluded medication, history of medical condition including pernicious anaemia and hypothyroidism that could have been responsible for neuropathy, and treatment with a MAOI or fluoxetine within 30 days of randomisation. Severe allergic reactions to multiple medications and prior participation in a study of duloxetine. Concomitant chronic use of antidepressants, antiemetics, analgesics with the exception of acetaminophen up to 4g/day and aspirin up to 325mg/day. Antimanics, antimigraine medications, antipsychotics, benzodiazepines, capsaicin, chloral hydrate, guanethidine, topical lidocaine, MAOIs, narcotics, psychostimulants, oral and injectable steroids and anticonvulsants.</p>
Recruitment/selection of patients	November 2003 to March 2004
Age, gender and ethnicity	Age - Mean (SD): 58.8 (10.1). Gender (M:F): 162/186. Ethnicity: Caucasian 99.7%; East/Southeast Asian 0.3%
Further population details	1. Half-life of benzodiazepine the population are taking: Not applicable
Extra comments	.

Study	Raskin 2005 ⁵⁶¹
Indirectness of population	No indirectness
Interventions	<p>(n=116) Intervention 1: Withdrawal from/stopping use of one of the prescribed medicines - Withdrawal from duloxetine 60mg QD: patients instructed to take two capsules by mouth every morning and evening (made up of 30mg capsules and placebo capsules depending on treatment arm). 12-week double-blind treatment phase followed by a 1-week study drug taper period (at the end of the treatment phase the patient's study drug was halved to 30mg QD).</p> <p>Duration 12-week treatment + 1 week taper. Concurrent medication/care: Concomitant medications allowed were antacids, antiasthma agents, aminophylline, birth control medications, cough/cold preparations, diuretics, inhaled and topical steroids, hypoglycaemics, insulin, laxatives, theophylline, anticoagulants, antibiotics, antidiarrheals, antihistamines. Medications including ACE inhibitors, angiotensin II receptor agonists, antiarrhythmics, anticoagulants, calcium channel blockers were allowed provided the patient had been on a stable dose for 3 months. Indirectness: Serious indirectness; Indirectness comment: Duloxetine dose halved at the start of the 1-week taper phase, but unclear if taper phase was complete withdraw of duloxetine.</p> <p>(n=116) Intervention 2: Withdrawal from/stopping use of one of the prescribed medicines - Withdrawal from duloxetine 60mg BID: patients instructed to take two capsules by mouth every morning and evening (made up of 30mg capsules and placebo capsules depending on treatment arm). Treated initially with 60mg QD, after 3 days increased to 60mg BID. 12-week double-blind treatment phase followed by a 1-week study drug taper period (at the end of the treatment phase the patient's study drug was halved to 60mg QD). Duration 12 weeks treatment + 1 week taper.</p> <p>Concurrent medication/care: Concomitant medications allowed were antacids, antiasthma agents, aminophylline, birth control medications, cough/cold preparations, diuretics, inhaled and topical steroids, hypoglycaemics, insulin, laxatives, theophylline, anticoagulants, antibiotics, antidiarrheals and antihistamines. Medications including ACE inhibitors, angiotensin II receptor agonists, antiarrhythmics, anticoagulants, calcium channel blockers were allowed provided the patient had been on a stable dose for 3 months. Indirectness: Serious indirectness; Indirectness comment: Duloxetine dose halved at the start of the 1-week taper phase, but unclear if taper phase was complete withdraw of duloxetine.</p> <p>(n=116) Intervention 3: Withdrawal from placebo. Placebo: patients instructed to take two capsules by mouth every morning and evening (made up of 30mg capsules and placebo capsules depending on treatment arm). 12-week double-blind treatment phase followed by a 1-week study drug taper period. Duration 12-week treatment period + 1 week taper. Concurrent medication/care: Concomitant medications allowed were antacids, antiasthma agents, aminophylline, birth control medications, cough/cold preparations, diuretics, inhaled and topical steroids, hypoglycaemics, insulin, laxatives, theophylline, anticoagulants,</p>

Study	Raskin 2005 ⁵⁶¹
	antibiotics, antidiarrheals and antihistamines. Medications including ACE inhibitors, angiotensin II receptor agonists, antiarrhythmics, anticoagulants, calcium channel blockers were allowed provided the patient had been on a stable dose for 3 months. . Indirectness: Serious indirectness; Indirectness comment: Unclear if placebo was withdrawn or not during the taper phase, just says 1 week study drug taper period.
Funding	Principal author funded by industry
RESULTS (NUMBERS ANALYSED) AND RISK OF BIAS FOR COMPARISON: WITHDRAWAL FROM DULOXETINE 60MG QD versus WITHDRAWAL FROM PLACEBO	
Protocol outcome 1: Any withdrawal symptom at post-intervention and longest follow-up	
- Actual outcome for Antidepressants (others): Adverse event emerging during the 1-week drug taper phase at 12-13 weeks (during 1-week taper phase); Group 1: 7/116, Group 2: 8/116.	
Risk of bias: All domain - High, Selection - Low, Blinding - Low, Incomplete outcome data - High, Outcome reporting - Low, Measurement - Low, Crossover - Low; Indirectness of outcome: No indirectness ; Blinding details: Blinded to treatment phase so assumed blinded to whether being withdrawn from drug or placebo; Group 1 Number missing: 20, Reason: Withdrew for all reasons during the treatment phase: 15; discontinued treatment phase due to adverse events: 5; Group 2 Number missing: 19, Reason: Withdrew for all reasons during the treatment phase: 16; discontinued treatment phase due to adverse events: 3	
RESULTS (NUMBERS ANALYSED) AND RISK OF BIAS FOR COMPARISON: WITHDRAWAL FROM DULOXETINE 60MG BID versus WITHDRAWAL FROM PLACEBO	
Protocol outcome 1: Any withdrawal symptom at post-intervention and longest follow-up.	
- Actual outcome for Antidepressants (others): Adverse event emerging during the 1-week drug taper phase at 12-13 weeks (during 1-week taper phase); Group 1: 8/116, Group 2: 8/116	
Risk of bias: All domain - Low, Selection - Low, Blinding - Low, Incomplete outcome data - unclear, Outcome reporting - Low, Measurement - Low, Crossover - Low; Indirectness of outcome: No indirectness ; Blinding details: Blinded to treatment phase so assumed blinded to whether being withdrawn from drug or placebo; Group 1 Number missing: 35, Reason: Withdrew for all reasons during the treatment phase: 21; discontinued treatment phase due to adverse events: 14; Group 2 Number missing: 19, Reason: Withdrew for all reasons during the treatment phase: 16; discontinued treatment phase due to adverse events: 3	

Study	Raskin 2005 ⁵⁶¹
Protocol outcomes not reported by the study	Specific withdrawal symptom at post-intervention and longest follow-up; Duration of withdrawal syndrome at n/a; Quality of life at n/a; Intensity of withdrawal symptoms at post-intervention and longest follow-up

Study	Raskin 2008 ⁵⁶²
Study type	RCT (Patient randomised; Parallel)
Number of studies (number of participants)	1 (n=311 randomised)
Countries and setting	Multicenter, United States.
Duration of study	8 weeks treatment, 1 week discontinuation phase.
Inclusion criteria	All patients were 65 years and older. All patients met diagnostic criteria for MDD as defined in the Diagnostic and Statistical Manual of Mental disorders, Fourth Edition. The diagnosis was confirmed by the Mini International Neuropsychiatric Interview. Baseline disease severity was defined by patient's scores on the HAMD ₁₇ . Patients were required to have HAMD ₁₇ total score \geq 18 at visits 1 and 2, mini-Mental State Examination score \geq 20 with or without mild dementia; and at least one previous episode of MDD.
Exclusion criteria	Patients were excluded for the following reasons: current primary axis I diagnosis other than MDD or mild dementia; previous diagnosis of psychotic disorder; organic mental disorder, moderate to severe dementia or mental retardation diagnosis; and serious or unstable medical illness.
Recruitment/selection of patients	Elderly patients (\geq 65 years) with major depressive disorder.
Age, gender and ethnicity	Sex, female, n (%): Group 1: 125 (60.4), Group 2: 60 (57.7) Mean age, yr (SD): Group 1: 72.6 (5.7), Group 2: 73.3 (5.7)

Study	Raskin 2008 ⁵⁶²
	<p>Age range: Group 1:65-90, Group 2: 65-89</p> <p>Ethnicity:</p> <p>White: Group 1: 161 (77.8), Group 2:82 (78.8)</p> <p>Hispanic: Group 1: 31 (15.0), Group 2: 17 (16.3)</p> <p>African descent: Group 1: 13 (6.3), Group 2: 4 (3.8)</p> <p>Other: Group 1: 2 (1.0), Group 2: 1 (1.0)</p>
Extra comments	Efficacy, clinical outcomes, and treatment emergent adverse events also reported.
Indirectness of population	No indirectness of population.
Interventions & comparators	<p>Screening phase (1 week)</p> <p>Double-blind placebo phase (1 week)</p> <p>Treatment (8 weeks). If a patient could not tolerate the drug, the dose could be decreased from 60 to 30 mg/d but had to be at 60 mg/d by the end of the second week after randomization; otherwise, the patient was discontinued from the study.</p> <p>Double-blind discontinuation phase (1 week): dosage of the study drug was tapered.</p> <p>(n=207) Group 1 (Withdrawal from duloxetine): duloxetine 60 mg once daily</p> <p>(n=104) Group 2 (Withdrawal from placebo): Placebo</p>
Funding	Eli Lilly and Company and Boehringer Ingelheim GmbH.
RESULTS (NUMBER ANALYSED) AND RISK OF BIAS FOR COMPARISON: Withdrawal from duloxetine vs Withdrawal from placebo	
Protocol outcome 1: Any withdrawal symptom at post-intervention and longest follow-up	

Study	Raskin 2008 ⁵⁶²
	<p>Actual outcome: Incidence of at least one discontinuation-emergent adverse event (defined as events that first occurred or worsened during the discontinuation phase of the study as compared with maximum severity at weeks 4 and 8).</p> <p>Group 1: 36/207 (17.3%), Group 2: 12/104 (11.3%)</p> <p><i>NB – actual numbers assumed by NGC calculations, % only provided in study.</i></p> <p>Risk of bias: All domain –High, Selection - High, Blinding - Low, Incomplete outcome data – unclear, Outcome reporting - Low, Measurement – Low, Crossover - Low; Indirectness of outcome: No indirectness; For the treatment phase, not including taper - Group 1 Number missing: 45; Group 2 Number missing: 24. Reason*: Adverse event (29), Lack of efficacy (16), not reported (24).</p> <p>Also reports: Incidence of most frequent discontinuation-emergent adverse events</p> <p>Headache: Group 1: 3.1%, group 2: 1.2%</p> <p>Dizziness: Group 1: 1.9%, Group 2: 1.2%</p> <p>Fatigue: Group 1: 2.5%, Group 2: 0%</p> <p>Nausea: Group 1: 2.5%, Group 2: 0%</p> <p><i>Note: Study only provided percentage, but NGC could not work out crude figures as did not match therefore outcome not included in full analysis.</i></p> <p>Risk of bias: All domain –Very high, Selection - High, Blinding - Low, Incomplete outcome data – Very high, Outcome reporting - Low, Measurement – Low, Crossover - Low; Indirectness of outcome: No indirectness; At end of study - Group 1 Number missing: 45; Group 2 Number missing: 24. Reason*: Adverse event (29), Lack of efficacy (16), not reported (24).</p>

Study	Rickels 2010 ⁵⁸⁴
Study type	RCT (Patient randomised; Parallel)
Number of studies (number of participants)	1 (n=594 for open-label phase. 375 responders randomised to double-blind phase and subsequent taper (analysis reported here))

Study	Rickels 2010 ⁵⁸⁴
Countries and setting	Conducted in Multiple countries; Setting: Outpatients; 49 sites (31 in Europe, 15 in the US, 3 in Taiwan)
Line of therapy	1st line
Duration of study	Intervention time: 12-week open-label phase + 24-week double-blind phase (withdrawal to placebo vs continuation) + 1–2-week taper phase (withdrawal from AD vs withdrawal from placebo)
Method of assessment of guideline condition	Adequate method of assessment/diagnosis
Stratum	Antidepressants (others): Desvenlafaxine
Subgroup analysis within study	Not applicable:
Inclusion criteria	Male and female outpatients, 18-75 years old; primary diagnosis of MDD using the DSM-IV criteria, single or recurrent episode, without psychotic features, and who had symptoms for at least 30 days before screening. The modified Mini-International Neuropsychiatric Interview was used to indicate the primary diagnosis of MDD and any comorbid psychiatric disorders, with confirmation by psychiatric interview. Minimum Hamilton Depression Rating Scale score of 20, score at least 2 on item 1 (depressed mood) of the Hamilton Depression Rating Scale, and a Clinical Global Impression Severity (CGI-S) of at least 4 on a scale of 7 (1, normal and 7, extremely ill). Patients with comorbid generalised anxiety, panic or social anxiety disorder were allowed to participate if MDD was the primary diagnosis.
Exclusion criteria	Current comorbid substance use disorders; treatment with desvenlafaxine at any time in the past; treatment with venlafaxine (IR or ER formulation) within 90 days; known hypersensitivity to venlafaxine (IR or ER); risk of suicide based on clinical judgement; pregnant, breast-feeding, or planning to become pregnant during the study; current (within 12 months) manic episodes, post-traumatic stress disorder, obsessive-compulsive disorder, or clinically important personality disorder; depression associated with organic mental disorder due to a general medical condition or neurological disorder; history of a seizure disorder; clinically important medical disease.

Study	Rickels 2010 ⁵⁸⁴
Recruitment/selection of patients	June 2003 to August 2005.
Age, gender and ethnicity	Age - Mean (SD): Desvenlafaxine: 42.7 (12.3); Placebo: 42.8 (11.8). Gender (M:F): 122/253. Ethnicity: Double-blind phase: White 88%; Black 5.1%; Hispanic 3.7%; Other 3.2%.
Further population details	1. Half-life of benzodiazepine the population are taking: Not applicable .
Extra comments	Double-blind phase is withdrawal (to placebo) vs continuation on desvenlafaxine. Taper phase (at the end of the 24-week double blind phase) provides results for withdrawal from desvenlafaxine vs withdrawal from placebo. DESS score was reported for the withdrawal vs continuation phase, however, this was reported for subgroups of those receiving 200mg and 400mg during the open-label phase separately, and N numbers are not provided for these subgroups in order to analyse the mean +SD (not usable). Study also reports DESS for week 3 of taper phase (withdrawal from desvenlafaxine vs withdrawal from placebo), but again this is reported for those who were on 400mg originally separately, with no N numbers in order to analyse the mean +SD (not usable).
Indirectness of population	No indirectness.
Interventions	<p>(n=190) Intervention 1: Withdrawal from/stopping use of one of the prescribed medicines - Withdrawal from desvenlafaxine during taper phase (at end of double-blind phase): those who continued on desvenlafaxine (200mg/day or 400mg/day) for the double-blind phase of 24 weeks were then tapered over a period of 1-2 weeks, which could be extended, shortened or omitted at the discretion of the investigator.</p> <p>12 week open-label phase desvenlafaxine 200mg/day or 400mg/day, with the dosage determined by the investigator depending on efficacy and tolerability. Responders at the end of week 12 randomised to continue on desvenlafaxine at the same dosage they were on at the end of the open-label period (200mg/day or 400mg/day) for the 24-week double-blind phase. Doses of desvenlafaxine could not be changed during the double-blind phase other than a decrease from 400mg/day to 200mg/day due to tolerability reasons. Duration 12 week open-label phase + 24-week discontinuation/continuation double blind phase + 1–2-week taper phase. Concurrent medication/care: Not reported. Indirectness: No indirectness.</p> <p>(n=185) Intervention 2: Withdrawal from placebo during taper phase (at end of double-blind phase): those who were</p>

Study	Rickels 2010 ⁵⁸⁴
	<p>randomised to placebo for the double-blind phase of 24 weeks were then tapered over a period of 1-2 weeks, which could be extended, shortened or omitted at the discretion of the investigator. . Duration 12 week open-label phase + 24-week discontinuation/continuation double blind phase + 1–2-week taper phase. Concurrent medication/care: Not reported.</p> <p>Indirectness: No indirectness</p> <p>Comments: Note: these people had previously received desvenlafaxine during the open-label phase of 12 weeks (200mg/day or 400mg/day, with the dosage determined by the investigator depending on efficacy and tolerability). Responders at the end of week 12 were randomised to placebo for the 24-week double-blind phase (this was a taper to placebo of 200mg/day for week 1 and 100mg/day for week 2 of the double blind phase, then continued on placebo for the rest of the 24 weeks).</p>
Funding	Study funded by industry.
<p>RESULTS (NUMBERS ANALYSED) AND RISK OF BIAS FOR COMPARISON: WITHDRAWAL FROM DESVENLAFAXINE (AT END OF 24 WEEK DOUBLE-BLIND PHASE) versus WITHDRAWAL FROM PLACEBO (AT END OF 24 WEEK DOUBLE-BLIND PHASE)</p> <p>Protocol outcome 1: Any withdrawal symptom at post-intervention and longest follow-up</p> <p>- Actual outcome for Antidepressants (others): Taper/post-therapy-emergent adverse events (those who were not present during the last 7 days of double blind treatment phase (with desvenlafaxine or placebo) or those that were present but became more severe) at During taper; Group 1: 101/190, Group 2: 52/185.</p> <p>Risk of bias: All domain - High, Selection - High, Blinding - Low, Incomplete outcome data - Low, Outcome reporting - Low, Measurement - Low, Crossover - Low, Comments - Those withdrawing from placebo had previously received 12 weeks treatment with desvenlafaxine during the open-label phase. They had been tapered off desvenlafaxine over 2 weeks at the start of the double-blind phase and then been taking placebo for the remainder of the 24-week double blind phase (for approximately 22 weeks). 58/190 and 101/185 discontinued treatment in the double blind phase early. However, methods state that 1–2-week taper of double blind study medication was carried out even for people who discontinued early. Unclear whether TEAEs were assessed during taper for those discontinuing early.; Indirectness of outcome: No indirectness. Group 1 Number missing: 190; Group 2 Number missing: 185. Drop-outs during taper were not reported.</p> <p>Protocol outcome 2: Specific withdrawal symptom at post-intervention and longest follow-up.</p> <p>- Actual outcome for Antidepressants (others): Headache (specific TEAEs reported by at least 5% in the placebo arm; TEAEs were defined as those who were not present during the last 7 days of double blind treatment phase (with desvenlafaxine or placebo) or those that were present but became more severe) at</p>	

Study	Rickels 2010 ⁵⁸⁴
	<p>During taper; Group 1: 23/190, Group 2: 13/185; Comments: Results reported as percentages and calculated from randomised numbers (12% and 7% in the desvenlafaxine and placebo groups, respectively).</p> <p>Risk of bias: All domain - Very high, Selection - High, Blinding - Low, Incomplete outcome data - Low, Outcome reporting - High, Measurement - Low, Crossover - Low, Comments - Those withdrawing from placebo had previously received 12 weeks treatment with desvenlafaxine during the open-label phase. They had been tapered off desvenlafaxine over 2 weeks at the start of the double-blind phase and then been taking placebo for the remainder of the 24-week double blind phase (for approximately 22 weeks). 58/190 and 101/185 discontinued treatment in the double blind phase early. However, methods state that 1–2-week taper of double blind study medication was carried out even for people who discontinued early. Unclear whether TEAEs were assessed during taper for those discontinuing early.</p> <p>Outcome reporting: results for both arms only reported for the specific TEAEs which occurred in >5% of the placebo arm (headache, insomnia and nausea). Study also reported TEAEs of dizziness (22%), irritability (10%), diarrhoea (7%), anxiety (6%), fatigue (5%), abnormal dreams (5%) and hyperhidrosis (5%) in the desvenlafaxine arm, which occurred in >5% of the desvenlafaxine arm, however these outcomes could not be used as the numbers of events were not reported in the placebo arm.; Indirectness of outcome: No indirectness ; Group 1 Number missing: 190; Group 2 Number missing: 185. Drop-outs during taper were not reported.</p> <p>- Actual outcome for Antidepressants (others): Insomnia (specific TEAEs reported by at least 5% in the placebo arm; TEAEs were defined as those who were not present during the last 7 days of double blind treatment phase (with desvenlafaxine or placebo) or those that were present but became more severe) at During taper; Group 1: 13/190, Group 2: 11/185; Comments: Results reported as percentages and calculated from randomised numbers (7% and 6% in the desvenlafaxine and placebo groups, respectively).</p> <p>Risk of bias: All domain - Very high, Selection - High, Blinding - Low, Incomplete outcome data - Low, Outcome reporting - High, Measurement - Low, Crossover - Low, Comments - Those withdrawing from placebo had previously received 12 weeks treatment with desvenlafaxine during the open-label phase. They had been tapered off desvenlafaxine over 2 weeks at the start of the double-blind phase and then been taking placebo for the remainder of the 24-week double blind phase (for approximately 22 weeks). 58/190 and 101/185 discontinued treatment in the double blind phase early. However, methods state that 1–2-week taper of double blind study medication was carried out even for people who discontinued early. Unclear whether TEAEs were assessed during taper for those discontinuing early.</p> <p>Outcome reporting: results for both arms only reported for the specific TEAEs which occurred in >5% of the placebo arm (headache, insomnia and nausea). Study also reported TEAEs of dizziness (22%), irritability (10%), diarrhoea (7%), anxiety (6%), fatigue (5%), abnormal dreams (5%) and hyperhidrosis (5%) in the desvenlafaxine arm, which occurred in >5% of the desvenlafaxine arm, however these outcomes could not be used as the numbers of events were not reported in the placebo arm.; Indirectness of outcome: No indirectness ; Group 1 Number missing: 190; Group 2 Number missing: 185. Drop-outs during taper were not reported.</p>

Study	Rickels 2010 ⁵⁸⁴
	<p>- Actual outcome for Antidepressants (others): Nausea (specific TEAEs reported by at least 5% in the placebo arm; TEAEs were defined as those who were not present during the last 7 days of double blind treatment phase (with desvenlafaxine or placebo) or those that were present but became more severe) at During taper; Group 1: 27/190, Group 2: 9/185; Comments: Results reported as percentages and calculated from randomised numbers (14% and 5% in the desvenlafaxine and placebo groups, respectively).</p> <p>Risk of bias: All domain - Very high, Selection - High, Blinding - Low, Incomplete outcome data - Low, Outcome reporting - High, Measurement - Low, Crossover - Low, Comments - Those withdrawing from placebo had previously received 12 weeks treatment with desvenlafaxine during the open-label phase. They had been tapered off desvenlafaxine over 2 weeks at the start of the double-blind phase and then been taking placebo for the remainder of the 24-week double blind phase (for approximately 22 weeks). 58/190 and 101/185 discontinued treatment in the double blind phase early. However, methods state that 1–2-week taper of double blind study medication was carried out even for people who discontinued early. Unclear whether TEAEs were assessed during taper for those discontinuing early.</p> <p>Outcome reporting: results for both arms only reported for the specific TEAEs which occurred in >5% of the placebo arm (headache, insomnia and nausea). Study also reported TEAEs of dizziness (22%), irritability (10%), diarrhoea (7%), anxiety (6%), fatigue (5%), abnormal dreams (5%) and hyperhidrosis (5%) in the desvenlafaxine arm, which occurred in >5% of the desvenlafaxine arm, however these outcomes could not be used as the numbers of events were not reported in the placebo arm.; Indirectness of outcome: No indirectness ; Group 1 Number missing: 190; Group 2 Number missing: 185. Drop-outs during taper were not reported.</p>
Protocol outcomes not reported by the study	Duration of withdrawal syndrome at n/a; Quality of life at n/a; Intensity of withdrawal symptoms at post-intervention and longest follow-up

Study	Rynn 2008 ⁶¹²
Study type	RCT (Patient randomised; Parallel)
Number of studies (number of participants)	1 (n=327)
Countries and setting	Conducted in USA; Setting: 27 outpatient treatment centres

Study	Rynn 2008 ⁶¹²
Line of therapy	1st line
Duration of study	Intervention time: 10-week treatment phase + 2-week discontinuation phase
Method of assessment of guideline condition	Adequate method of assessment/diagnosis
Stratum	Antidepressants (others): Duloxetine
Subgroup analysis within study	Not applicable
Inclusion criteria	At least 18 years old; a primary diagnosis of DSM-IV-defined GAD, and severity ratings on the following measures: at least a 4 on the CGI-S, a Hospital Anxiety and Depression Scale (HADS) Anxiety subscale of 10 or more, a Covi Anxiety Scale (CAS) score of 9 or more, the CAS total score had to be greater than the Raskin Depression Scale total score. Medically healthy as determined by a physical exam, ECG and lab results (renal, liver and thyroid function tests). Adequate contraception for females of childbearing status.
Exclusion criteria	Recent (6 month) diagnosis of MDD or substance abuse/dependence; a past year history of panic disorder; post-traumatic stress disorder; or an eating disorder. A lifetime history of psychotic, bipolar, obsessive-compulsive disorder, or psychosis. Free of psychotropic medications for at least 2 weeks (4 weeks for fluoxetine)
Recruitment/selection of patients	not reported
Age, gender and ethnicity	Age - Mean (SD): Duloxetine 42.2 (13.9); placebo 41.0 (14.2). Gender (M:F): 125/202. Ethnicity: Caucasian 78.9%; African 12.6%; Hispanic 5.8%; Asian 2.8%
Further population details	1. Half-life of benzodiazepine the population are taking: Not applicable
Extra comments	. Patients also underwent urine screens for benzodiazepines and illicit drugs.

Study	Rynn 2008 ⁶¹²
Indirectness of population	No indirectness
Interventions	<p>(n=168) Intervention 1: Withdrawal from/stopping use of one of the prescribed medicines - Withdrawal from duloxetine 6-120mg (10-week treatment phase + 2-week discontinuation phase): screening/washout phase (up to 30 days); 1-week single blind placebo lead-in phase; 10-week treatment phase; 2-week taper/discontinuation phase. Starting dose of 60mg, but a dose decrease to 30mg was possible during the first 2 weeks to acclimate to the medication. By week 2, patients were required to take a minimum dose of 60mg/day. Patients' doses were progressively titrated at each subsequent visit (in this case by 30mg duloxetine) if their CGI-I rating was 3 or more (minimal improvement, no change or worsening) and they were able to tolerate a dose increase. Patients could be increased to a maximum of 120mg/day. Tapering occurred over a 2-week period. Duration 10-week treatment period + 2-week discontinuation period. Concurrent medication/care: Antihypertensive medication was allowed if the patient had been on a stable dose for 3 months. Indirectness: No indirectness</p> <p>(n=159) Intervention 2: Withdrawal from placebo. (10-week treatment phase + 2-week discontinuation phase): screening/washout phase (up to 30 days); 1-week single blind placebo lead-in phase; 10-week treatment phase; 2-week taper/discontinuation phase. Patients' doses were progressively titrated at each subsequent visit (in this case placebo) if their CGI-I rating was 3 or more (minimal improvement, no change or worsening) and they were able to tolerate a dose increase. Tapering occurred over a 2-week period (unclear if this comment applies to placebo as well as drug arms). Duration 10-week treatment period + 2-week discontinuation period. Concurrent medication/care: Antihypertensive medication was allowed if the patient had been on a stable dose for 3 months. Indirectness: Serious indirectness; Indirectness comment: Not specifically stated that the placebo arm is withdrawn during the discontinuation phase, so unclear</p>
Funding	Study funded by industry
<p>RESULTS (NUMBERS ANALYSED) AND RISK OF BIAS FOR COMPARISON: WITHDRAWAL FROM DULOXETINE 60-120MG versus WITHDRAWAL FROM PLACEBO</p> <p>Protocol outcome 1: Any withdrawal symptom at post-intervention and longest follow-up</p>	

Study	Rynn 2008 ⁶¹²
	<p>- Actual outcome for Antidepressants (others): Any discontinuation-emergent adverse event (DEAE) at During the discontinuation period; Group 1: 21/95, Group 2: 19/110; Comments: Total numbers analysed calculated from the percentages having the event provided (duloxetine 21 people had events (22.1%) and placebo 19 people had events (17.3%)).</p> <p>Risk of bias: All domain – Very high, Selection - High, Blinding - Low, Incomplete outcome data - Unclear, Outcome reporting - Low, Measurement - Low, Crossover - Low; Indirectness of outcome: No indirectness ; Group 1 Number missing: 73 (during treatment phase), taper phase was unclear, Reason: Numbers analysed does not match number of people who discontinued during the treatment phase in the breakdown of reasons table, but main reasons for drop-out of the treatment phase were adverse events, patient decision or lost to follow-up; Group 2 Number missing: 49 (during treatment phase), taper phase was unclear, Reason: Numbers analysed does not match number of people who discontinued during the treatment phase in the breakdown of reasons table, but main reasons for drop-out of the treatment phase were adverse events, patient decision or lost to follow-up.</p> <p>Protocol outcome 2: Specific withdrawal symptom at post-intervention and longest follow-up.</p> <p>- Actual outcome for Antidepressants (others): Dizziness: discontinuation-emergent adverse event (DEAE) at During the discontinuation period; Group 1: 6/95, Group 2: 3/110; Comments: Only percentages of people having event for each arm reported (duloxetine 6.3%, placebo 2.7%), but assumed total numbers analysed was the same as for the DEAE outcome (for DEAE outcome, duloxetine n=95, placebo n=110), so dichotomous outcomes calculated.</p> <p>Risk of bias: All domain - Very high, Selection - High, Blinding - Low, Incomplete outcome data - Unclear, Outcome reporting - High, Measurement - Low, Crossover - Low, Comments - Selective reporting of the dizziness DEAE outcome (the only DEAE to occur in >5% of duloxetine treated patients) and no other specific DEAE outcomes; Indirectness of outcome: No indirectness ; Group 1 Number missing: 73 (during treatment phase), taper phase was unclear, Reason: Numbers analysed does not match number of people who discontinued during the treatment phase in the breakdown of reasons table, but main reasons for drop-out of the treatment phase were adverse events, patient decision or lost to follow-up; Group 2 Number missing: 49 (during treatment phase), taper phase was unclear, Reason: Numbers analysed does not match number of people who discontinued during the treatment phase in the breakdown of reasons table, but main reasons for drop-out of the treatment phase were adverse events, patient decision or lost to follow-up.</p>
Protocol outcomes not reported by the study	Duration of withdrawal syndrome at n/a; Quality of life at n/a; Intensity of withdrawal symptoms at post-intervention and longest follow-up

Study	Yovell 2016 ⁷⁷⁵
Study type	RCT (randomised; Parallel)
Number of studies (number of participants)	1 (n=88)
Countries and setting	Conducted in Israel; Setting: four medical and psychiatric centres in Israel
Line of therapy	Unclear
Duration of study	Intervention + follow up: 4 weeks
Method of assessment of guideline condition	Adequate method of assessment/diagnosis
Stratum	Opioids: Buprenorphine
Subgroup analysis within study	Not applicable:
Inclusion criteria	Between 18 and 65 years of age and suffered from clinically significant suicidal ideation, as indicated by a score >11 on the self-report version of the Beck Scale for Suicide Ideation for at least 1 week.
Exclusion criteria	A lifetime history of opioid abuse, a lifetime diagnosis of schizophrenia, current psychosis, ECT within the past month, substance or alcohol abuse within the past 2 years, and benzodiazepine dependence within the past 2 years. Pregnant or lactating women; patients who suffered from any severe medical condition.
Recruitment/selection of patients	patients recruited from four medical and psychiatric centres in Israel, Jan 2010 to July 2013
Age, gender and ethnicity	Age - Mean (SD): 37.3 (13.9). Gender (M:F): 25/63. Ethnicity: not reported
Further population details	1. Half-life of benzodiazepine the population are taking: NA

Study	Yovell 2016 ⁷⁷⁵
Extra comments	. Aim of study was ultra-low-dose buprenorphine as a treatment for severe suicidal ideation
Indirectness of population	No indirectness
Interventions	<p>(n=31) Intervention 1: Withdrawal from placebo. 4-week treatment period + abrupt discontinuation ("at end of week 4, study medication discontinued without a taper"). Patients received placebo in place of study drug for treatment period. Identical sublingual placebo lozenges. Duration 4 weeks treatment + discontinuation without taper. Concurrent medication/care: Participants on antidepressants had to be taking them for at least 28 days, and no changes were allowed during the study period. More than 70% were on antidepressants, and almost all took some psychotropic medication other than the study drug. With the exception of antidepressants, the treating clinicians could modify the pharmacotherapy their patients were receiving, and could see them as frequently as deemed necessary. Indirectness: No indirectness</p> <p>(n=57) Intervention 2: Withdrawal from/stopping use of one of the prescribed medicines - Withdrawal from buprenorphine. 4-week treatment period + abrupt discontinuation ("at end of week 4, study medication discontinued without a taper"). Sublingual buprenorphine lozenges were administered on a flexible schedule, beginning with 0.1 or 0.2 mg/day. Once a week the daily dose could be raised in 0.1–0.2mg increments, to a maximal daily dose of 0.8 mg. A week's supply of medication (<5.6 mg, usually<2.8 mg) was not considered to present a high risk for suicide by overdose. The dose was not raised if participants were found to have reached full remission (i.e., had a score of zero on items 4 and 5 of the Beck Scale for Suicide Ideation) or if they experienced significant adverse events. Duration 4 weeks treatment + discontinuation without taper. Concurrent medication/care: Participants on antidepressants had to be taking them for at least 28 days, and no changes were allowed during the study period. More than 70% were on antidepressants, and almost all took some psychotropic medication other than the study drug. With the exception of antidepressants, the treating clinicians could modify the pharmacotherapy their patients were receiving, and could see them as frequently as deemed necessary. Indirectness: No indirectness</p>
Funding	Academic or government funding (Dr. Yovell and Dr. Panksepp were supported by the Hope for Depression Research Foundation (New York). The study was also supported by the Neuropsychanalysis Foundation and the Institute for the Study of Affective Neuroscience (University of Haifa).)

RESULTS (NUMBERS ANALYSED) AND RISK OF BIAS FOR COMPARISON: WITHDRAWAL FROM BUPRENORPHINE versus WITHDRAWAL FROM PLACEBO

Study	Yovell 2016 ⁷⁷⁵
	<p>Protocol outcome 1: Any withdrawal symptom at post-intervention and longest follow-up.</p> <p>- Actual outcome for Opioids: Withdrawal symptoms (assessed at appointment with psychiatrist to screen for possible withdrawal symptoms) at 1 week post-abrupt-discontinuation ; Group 1: 0/57, Group 2: 0/31; Comments: Narrative comment that all participants denied withdrawal symptoms during their follow-up appointment.</p> <p>Risk of bias: All domain - Very high, Selection - Low, Blinding - Low, Incomplete outcome data - High, Outcome reporting - Low, Measurement - High, Crossover - Low, Comments - Incomplete outcome: analysis of safety population done on all randomly assigned participants who took at least one dose of study drug (all patients who were randomised received at least one dose, n=57 and n=31). n=24 and n=14 in drug and placebo arms, respectively, discontinued during the treatment phase, but unclear if people who discontinued early had a follow-up visit to assess withdrawal symptoms.</p> <p>Measurement: states that "all participants had an appointment with a study psychiatrist to screen for possible withdrawal symptoms", but unclear how withdrawal symptoms were assessed and whether this was consistent in all participants. ; Indirectness of outcome: No indirectness ; Group 1 Number missing: 24, Reason: discontinued during treatment period: 13 due to adverse events, 5 lost to follow-up, 5 withdrew consent, 1 withdrawn due to protocol violation; Group 2 Number missing: 14, Reason: discontinued during treatment period: 5 due to adverse events, 4 lost to follow-up, 2 withdrew consent, 3 withdrawn due to protocol violation</p>
Protocol outcomes not reported by the study	Specific withdrawal symptom at post-intervention and longest follow-up; Duration of withdrawal syndrome at n/a; Quality of life at n/a; Intensity of withdrawal symptoms at post-intervention and longest follow-up

E.2 Qualitative evidence

Study	Anderson 2013 ³¹
Aim	To examine patient and health professional understanding of what it is like to use antidepressants from initiation of therapy and to determine factors which influence decisions about adherence to antidepressants in terms of perceived outcomes and determining factors that influenced their views.

Study	Anderson 2013 ³¹
Population	<p>A maximum variation sample of eighty people with different types of depression and treatment experiences, different age groups, ethnicities and social classes were recruited from a wide variety of locations across the UK.</p> <p>Adults n=42; male/female:16/26 age range: 20-75</p> <p>Young people n=38; male/female:9/29; age range: 16-27</p> <p>Strata: mixed/unclear antidepressants</p>
Setting	University of Oxford
Study design	Secondary analysis of qualitative interview transcripts.
Methods and analysis	<p>A supplementary secondary analysis of the Healthtalkonline database exploring patients' experiences of using medicines for depression was performed. Interviews of the primary study were held at the University of Oxford. The data had been previously coded into broad codes of experiences of medicines and side-effects, decisions about treatments etc. In the new analysis that was performed, a more in-depth focus was taken on emergent issues around the use of antidepressants which were not addressed or only partially addressed by the primary research. Thus, data about issues around antidepressant use was examined in more depth.</p> <p>In the initial study interviews ranged from 90-180 minutes and were audio or video recorded, transcribed and returned to the participants for review. Emerging themes were identified using a 'modified grounded theory' approach and multiple levels of analysis.</p> <p>The researchers coded the complete transcripts exploring the data for broad themes regarding the use of medicines across the data set as well as themes unique to antidepressants. Statements referring to similar topics were categorised together to form a basic coding framework which was extended as the content within each category increased. This process was iterative; whereby it was repeated until no new statements relating to antidepressants could be found. The concepts from the data were developed into new themes; two researchers and a public health doctor and academic pharmacist met to discuss emergent themes and develop a preliminary coding framework which was applied to another subset of transcripts and inter-rater reliability checks were made by the researchers. All transcripts were then coded by the main researcher and were then checked by the other researcher.</p>
Findings	Duration of withdrawal symptoms (1 week)

Study	Anderson 2013 ³¹
	One participant reported: "I had a week of withdrawal. And when you experience those, they're the strangest things ever."
	Strange symptoms: head buzz
	Some participants were reported to describe withdrawal symptoms vividly. One participant reported: "I had a week of withdrawal. And when you experience those, they're the strangest things ever. When you make a gross movement, a gross muscle movement, you get this incredible, uh...It's not a tingling, you get this incredible buzz in your head'
Funding	The School of Pharmacy, University of Nottingham, United Kingdom.
Limitations and applicability of evidence	Overall CASP rating: Minor concerns (due to the potential influence of the researchers on the findings not being discussed and due to very minor concerns over potential bias in recruitment with participants having already been selected for a different project). No concerns over applicability

Study	Avery, 2011 ⁴⁶
Aim	The HTA aimed to evaluate patient reporting of suspected ADRs (adverse drug reactions) to the YCS (Yellow card scheme) in the UK by assessing the pharmacovigilance contribution of patient reports, exploring the views of patient reporters and members of the public.
Population	N=270 patient reports. Mean age [standard deviation (SD)] in patient reports [44.2 (16.1) years The number of drugs that the patient was reported as taking [median 2 (IQR 1 to 3)
Country, Setting	UK
Study design	Mixed methods (HTA)

Study	Avery, 2011 ⁴⁶
Methods and analysis	<p>Yellow Card reports are submitted to the Medicines and Healthcare products Regulatory Agency (MHRA) by post or telephone or via the internet. The MHRA electronically recorded and reviewed the information submitted, so that important safety issues could be detected. A purposive sample was taken from a range of different categories of Yellow Card reports. When describing patients reports, extracts were quoted verbatim and identified by reporter type (patient or professional group), gender of patient, age of patient (years), suspect drug name and reporting method. A range of extracts from Yellow Card Reports were used to illustrate the findings, representing different patients, reactions and drugs. A number of major categories arose from the content analysis, and these informed the in-depth qualitative analysis.</p>
Findings	<p>Symptom description</p> <p><u>Paroxetine user,</u></p> <p>“Since beginning to reduce this medicine, I have had terrible withdrawal symptoms, these have included: sudden changes in emotion and mood, crying, insomnia, excessive anxiety and agitation, sweating and palpitations. There have also been bouts of stomach upsets, nausea, dizziness and headaches. Since reaching an amount of 5 mg I have had to use the liquid version with a syringe and make reductions of 1 mg per month, this has been the worst stage so far and I have been prescribed medication to alleviate the unbearable anxiety that this is causing! Still 2 mg to go before I am off this horrendous medicine! HEADACHE HEADACHE”</p> <p>“I was prescribed this medication for mild sleeplessness. I became addicted to it and after 18 months of severely debilitating symptoms, the principal symptom being persistent suicidal thoughts.”</p> <p>Dose relationship</p> <p><u>Citalopram user</u></p> <p>“The following quotes show how patient reports linked suspected ADRs to a change in dose: I am presently taking 40 mg daily of this medication. On increasing the dose of citalopram, first to 60 mg and then reducing to 50 mg daily –I experienced severe agitation and a recurrent thought of ending my life. On 60 mg, I felt seriously suicidal, and had constant morbid thoughts and fixation. Increasing citalopram from 40mg daily to 60 mg daily made my depression and anxiety much worse, therefore having the reverse effect on my mood – inducing suicidal feelings”.</p> <p>Impact of the medication on their lives</p>

Study	Avery, 2011 ⁴⁶
	<p>Forty-seven per cent of patient reports discussed the impact of the reaction on their lives. Three types of impact were discussed: impact on relationships and social life, occupational impact and emotional impact.</p> <p><u>Citalopram user,</u></p> <p>“After the dose drop to 10 mg, I had mood swings, palpitations and a weird head lagging behind sensation which I believe were withdrawal symptoms. Five weeks after the dose drop, I got more symptoms – tiredness to the point of not being able to go to shops headaches, aching joints and muscles like having the flu, anxiety, sweating, finding it hard to speak, unable to cope with any stress, and feeling like I had been punched in the eyes. This belated effect is the bit I am worried about...”</p> <p>“I am a lab-based research student, and the above symptoms make it unsafe for me to Work... ”</p> <p>“Became increasingly confused, violent and abusive towards his partner. Disorientated, and in his words thoroughly pissed off with life in total...”</p> <p><u>Venlafaxine user</u></p> <p>“I have suffered horrific adverse reactions to venlafaxine. I have been unable to work for over 18 months and started part time again, but have had another month of debilitating withdrawal.”</p> <p>“After tapering down as per doctor's instructions then stopping experienced nausea, ongoing irritable bowel syndrome, dizziness, fatigue, sweating, nightmares, electric shock-like sensations also called brain shivers, akathisia, abnormal vision, nervousness, panic attacks, depressed feelings, suicidal thoughts and confusion”.</p> <p><u>Paroxetine user</u></p> <p>“I tried suicide on several attempts and even attacked my father for no reason”</p>

Study	Avery, 2011 ⁴⁶
	<p>Impact of withdrawal</p> <p><u>Venlafaxine user</u></p> <p>“Dizziness, nausea, alternate sweats and chills, unable to stand properly, balance affected. Dislike of bright lights, slurred speech, no appetite not even wanted liquids, pains in abdomen. Re-started medication, and symptoms increased in severity, vomited after 36 hours, once after taking first capsule and soup, saw out of hours doctor as blood pressure was raised, heart rate fast and blood in urine – on test strip. Away from home for few days, forgot medication. After 48 hours from previous dose symptoms began. Continued to worsen. Family members called NHS direct helpline. Doctor contacted advised withdrawal symptoms. Gave emergency prescription. GP said it was like ‘heroin cold turkey’. I thought SSRIs were non-addictive, therefore I am very concerned about the severity of these symptoms and the duty doctor comparing it to a controlled drug withdrawal”.</p> <p><u>Citalopram user</u></p> <p>“Withdrawing from this drug caused me to feel suicidal. I made two suicide attempts during withdrawal. I am now on no medication at all”</p> <p><u>Paroxetine user</u></p> <p>“As I started to come off the medicine, I started to feel anxious all over again despite feeling perfectly well prior to deciding to stop. Each time I have tried to come off the drug it has resulted in returning to the medication as the side effects have too much impact on my daily routine. I have been taking the medicine again and plan to start to gradually withdraw using a liquid replacement of the tablet in the immediate future. Hopefully, this will allow me to reduce the quantity very gradually and have less effect.”</p>
Funding	The National Institute for Health Research Health Technology Assessment programme.
Limitations and applicability of evidence	<p>Overall CASP rating: No concerns.</p> <p>No concerns over applicability.</p> <p>Note: We have only reported findings for relevant drugs in this review.</p>

Study	Barter 1996 ⁶⁷
Aim	To gain an understanding of why patients continue to use benzodiazepines using a semi-structured interview technique and by comparing to non-benzodiazepine users.
Population	<p>Elderly patients who had received a benzodiazepine prescription for hypnotic use continuously for a minimum of one year. Those with hearing difficulties, anyone suffering from a serious illness and those in crisis at the time of the study were excluded.</p> <p>N=11 (14 initially volunteered to participate, having been selected by their doctors according to the study criteria, 2 were unavailable and 1 patient was unobtainable); male/female: 1/10; mean age: stated to be elderly, no further details; benzodiazepine currently being taken: temazepam: 5, nitrazepam: 3, diazepam: 2, lormetazepam: 1. Duration of BZD use: 8.5 years (mean), 1-36 years (range)</p>
Setting	Three group practices in or on the outskirts of two cities in the south and southwest of England
Study design	Qualitative study using in-person semi-structured interviews and a comparison group.
Methods and analysis	<p>Patients' experiences were explored using a semi-structured interview which was constructed to cover seven particular areas: type of benzodiazepine used, length of use and pattern of taking; social support; reasons for first using these tablets and current reasons; perception of doctor attitude and prescribing behaviour; wishes and efforts to stop taking the tablets; and general sleep quality.</p> <p>The interviews took an average of 75 minutes (range 50-120 minutes) and were conducted by the same interviewer. Notes were taken and each interview was audio-taped and later transcribed by the researcher. All interviews were conducted in the participants homes, although participants had a choice of having the interviews at the general practice.</p> <p>Throughout the course of data collection, it emerged that a comparison group of the same age who did not necessarily take tablets to help with sleep was needed in order to determine whether any of the findings from the interviews were unique to the particular sample or representative of this population age-group. Interviews lasting 20 minutes were conducted on 20</p>

Study	Barter 1996⁶⁷
	elderly people (12F/8M) in a local high street, approached at random. A brief interview was designed to collect comparative data on sleep pattern, subjective quality of sleep, social support and whether something with perceived or actual sleep-inducing properties was taken at night.
Findings	Return of original symptoms
	Three participants had tried to stop using their sleeping tablet but had had to resume the same night due to insomnia: 'I have tried to stop, but....I am still wide awake at 2 or 3 o'clock in the morning'.
	A participant who had stopped for 1 month: 'I could not sleep. I was getting up at night and wandering around'
	Lack of withdrawal symptoms
	Some participants reported no issues with stopping their medication. Three participants had stopped using sleeping tablets and receiving prescriptions for several months or periods at a time over the years. No reports of disturbed sleep or illness were mentioned upon discontinuation.
	Experiences of withdrawal effects
	Some participants experienced withdrawal symptoms. A participant who had stopped using sleeping tablets for 5 days: 'I went without them...it was awful, my chest, I was in pain' and another said, 'When the drug was taken away it nearly killed me.'
A participant who had stopped for 1 month: 'if I don't take a tablet then, well it is just nasty dreams, very disturbed'	
Effect on daily life	
Withdrawal effects could also interfere with daily life by causing disturbing dreams to the extent that a participant who had stopped for 1 month found: 'it leaves me a bit upset and shattered the next morning'.	
Lack of confidence in stopping	
Some participants can find the idea of stopping to be difficult: 'I couldn't possibly put myself through the problem of trying to give them up whilst I had all this worry'.	
Funding	Not stated

Study	Barter 1996 ⁶⁷
Limitations and applicability of evidence	<p>Overall CASP rating: Minor concerns (due to limited information and quotes to support the findings and the interviewer qualification being unclear).</p> <p>No concerns over applicability</p>

Study	Bayliss 2015 ⁶⁹
Aim	To develop a preliminary model of the experiences of people undergoing combined treatment with antidepressant medication and cognitive-behavioural therapy (CBT) for depression.
Population	Participants were 12 adults who had received treatment with antidepressant medication and CBT for depression. Participants engaged in a semi structured interview about their experiences. Interviews were transcribed and analysed using components of grounded theory methodology.
Country, Setting	UK
Study design	The study used a qualitative methodology informed by grounded theory.
Methods and analysis	<p>Seven participants were interviewed in the setting where they saw their therapist, three in the Trust's psychology department, one in a hospital ward and one at home. Before each interview, participants were given a short briefing concerning the purpose of the study and ethical issues. Interviews lasted from 35 min to 2 hr. They were recorded in full. After each interview participants were debriefed and offered further support.</p> <p>All interviews were later transcribed. The complete data corpus comprised over 300 pages of transcripts.</p> <p>Analysis drew on the approach described by Strauss and Corbin (1998). This involved constant comparison of data and emerging concepts in an iterative process of open, axial, and selective coding. This began with detailed line-by-line microanalysis (Strauss & Corbin, 1998) aimed at identifying categories within the data. Analysis then progressed to exploring these categories, their properties, and the relationships between them. Later stages of analysis involved broader theoretical integration. Wherever possible, data analysis took place after each interview.</p>

Study	Bayliss 2015 ⁶⁹
Findings	<p><i>Dilemmas about dependency</i></p> <p>Several participants reported feeling dependent on medication, and a fear that discontinuation could cause a crisis. Participants tended to feel dependent on medication when they had survived a period of extreme distress through taking medication, when they saw themselves as fragile, and when they had experienced resurgences of distress after stopping or changing medication, or missing doses:</p> <p>'It's always been really difficult coming off one...really uncomfortable and really feeling like you're losing your mind and getting really depressed...and so you have to put a bit of faith in the tablets'.</p> <p>'I don't want to rely on drugs because I see it as an artificial control'. Such dilemmas often contributed to participants wishing to stop medication'.</p> <p>'I felt very dependent on [my amitriptyline tablets] and I didn't want to be dependent on them, and so that made me want to . . . stop taking them'.</p>
Funding	Not stated
Limitations and applicability of evidence	<p>Overall CASP rating: Minor concerns (due to concerns over data richness (n=12))</p> <p>No concerns about applicability.</p>

Study	Cartwright 2018 ¹¹⁷
Aim	To understand how the experiences of using antidepressants and engaging in other activities and practices promote or diminish women's sense of agency in regard to their recovery.
Population	<p>Women who had been prescribed and used antidepressants in the previous five years; who had taken part in a large anonymous online survey about antidepressant use and volunteered for an interview about their experiences of antidepressants; Including a range of women from the three groups: positive, negative and mixed experiences, including participants who had been on antidepressants in the short, medium and long term.</p> <p>N=50; mean age (range): 44.5 (27 to 62 years); n=35 were still using antidepressants at the time of the interview and n=15 were not. They were estimated to be on antidepressants between four months and 25 years (mean: 7 years); n=17 had used</p>

Study	Cartwright 2018 ¹¹⁷
	antidepressants for less than two years, n=17 for two to five years, n=9 for 5-10 years and n=7 for more than 10 years. N=23 reported positive experiences of antidepressants, 22 reported mixed, and 4 reported negative.
Setting	University of Auckland, New Zealand
Study design	Qualitative interview study
Methods and analysis	<p>Telephone interviews were conducted using an interview guide, developed to encourage participants to talk about their experience of using antidepressants and any other activities or practices they engaged in to support their recovery. Interviewers were clinical psychology doctoral trainees trained in the interview method. Participants were initially encouraged to talk about their experiences to a depth with which they felt comfortable. They were asked to talk about what was happening in their lives prior to using antidepressants, about their experiences of antidepressants and any positive and problematic aspects. The interview then continued with a series of questions designed to engage them in reflective and interpretive activity with regard to their experiences of any alternative treatments and other activities they engaged to assist recovery. Interviews lasted 40 minutes on average varying from shorter interviews with women who had brief positive experiences of antidepressants to longer interviews that lasted up to an hour.</p> <p>Thematic analysis was used to analyse the data. Interview transcripts were initially examined and coded by the first author. Coded data were examined and grouped into sets of related data. This process led to the development of five potential themes examined by the second and third authors, examining areas of disagreement and establishing the final themes.</p>
Findings	<p>Fear of discontinuation</p> <p>Some expressed fear of attempting to discontinue because of previous experiences of doing so and losing their stability. One participant in particular described this as a ‘really horrible, very frightening thought’ and that despite being a very capable person who would like to think she could manage without antidepressants she reported to ‘lose sight of reality’ and starting to ‘get overwhelmed by fears and worries.’</p> <p>Intensity of withdrawal symptoms</p> <p>Participants described previous experiences of severe withdrawal symptoms that led them to feel out of control. One participants talked about a 2–3-week period between prescriptions (Mirtazapine or Venlafaxine) that was ‘just horrible’ when she was ‘feeling really like, almost aggro and really anxious and tearful. Severe withdrawal symptoms often led women to</p>

Study	Cartwright 2018 ¹¹⁷
	recontinue antidepressants with one woman on Fluoxetine reporting stopping was a 'big mistake' as 'you get depressed again and then you start taking it again and you get all the side effects...so the trick is not to just stop taking it'
	Inability to manage emotions Unsuccessful attempts to withdraw diminished women's sense of agency in relation to managing their own well-being and increased feelings of dependency on the medication. This contributed to negative feelings about themselves and an inability to regulate emotions without them, which led to a fear of coming off them because of that.
	Something 'not quite right in the brain' Relying on antidepressants increased feelings of abnormality with one patient reporting being on medication and when coming off them always feeling that there is 'something not quite right in my brain- that I just need to keep taking them'
Funding	Not stated
Limitations and applicability of evidence	Overall CASP rating: Minor concerns (due to the potential influence of the researcher on the findings not being discussed). Minor concerns over applicability due to the all-female sample.

Study	Eveleigh 2019 ¹⁸⁸
Aim	To explore the attitudes of patients, who are using antidepressants long term without a proper current indication, towards the discontinuation of these drugs, and to explore their attitudes towards the discontinuation advice they received when participating in an RCT.
Population	A purposive sample of participants from the intervention group of a cluster-RCT of patients on long-term antidepressant use (defined as 9 months or longer) without a current indication (no psychiatric diagnosis); as part of the intervention group, they had been provided advice to stop antidepressants. n= 16; male/female: 5/11; mean age (range) 57 (women: 31-76; men: 51-79) years, using a variety of antidepressants including various types of SSRIs, Tricyclics and other antidepressants; n=7 participants intended to comply with the discontinuation advice during the RCT and n=5 of these actually discontinued during or after the RCT.
Setting	General practice
Study design	Qualitative study

Study	Eveleigh 2019 ¹⁸⁸
Methods and analysis	<p>In-depth semi-structured interviews conducted via telephone lasted 15-20min; were performed by a physician who was a trained interviewer; were audio-recorded and transcribed verbatim.</p> <p>Interviews were analysed using thematic analysis which was carried out inductively using a qualitative software package. Analysis began once data collection commenced as an iterative process based on the 'constant comparative method'. Coding was carried out independently by two of the authors. When consensus was not reached a third author was consulted</p>
Findings	<p>Fear of discontinuation: recurrence</p> <p>Fears were sometimes fuelled by experiences during prior discontinuation attempts. Because of this difficulty tapering and discontinuation symptoms, attributions concerning lifelong need and anticipation fear were reconfirmed. The confidence a participant had beforehand in the success of a discontinuation attempt was important. If the participant could be convinced the attempt would be successful, the fear to discontinue would diminish. The GP played an important role in this, both as a 'safety net' and as a 'partner or counsellor' during the discontinuation attempt.</p> <p>Lower tolerance levels & agitation</p> <p>One patient who had made a prior attempt to taper but did not discontinue, reported that, during that time, his tolerance level lowered, and he became agitated.</p> <p>Increased feelings: Loneliness (psychological/mood changes)</p> <p>One patient who had made a prior attempt to taper but did not discontinue, reported that, during that time, he had more feelings of loneliness and abandonment, didn't feel well at all and didn't know what to do. He reported that kept coming back and he started to question why he should stop and restarted the medication.</p>
Funding	ZonMW (a government organisation for grants for studies in the medical field)
Limitations and applicability of evidence	<p>Overall CASP rating: Moderate concerns (due to the potential impact of the researcher on the findings not being explored and issues with data richness with themes mostly supported by limited information and single quotes).</p> <p>No concerns over applicability.</p>

Study	Goesling 2019 ²³⁵
Aim	To identify themes pertaining to former opioid user's experiences before, during, and after opioid cessation

Study	Goesling 2019 ²³⁵
Population	<p>Included adults between 18 and 70 years of age, a history of taking opioids every day for 3 months or longer and no current opioid use.</p> <p>Exclusion criteria: non-English speaking, current medical or psychiatric condition that would prevent meaningful participation, a history of recreational opioid use, involvement in litigation relating to current pain condition, prior use of opioid medication was for surgery related pain only and most recent opioid use was over 10 years ago. Patients were also excluded if tramadol was the type of opioid they previously used, suboxone or buprenorphine was used as replacement opioids when transitioned off opioids or they stopped because the prescription ran out.</p> <p>N=24 (formed 4 focus groups); time of focus groups: average = 98 (range 88-107) minutes</p> <p>Mean age (SD) for participants forming the focus groups is not provided; mean age (SD) of n=49 participants included in the wider mixed-method study was 49.3 (10.2) years; male/female: 17/32; primary pain: n=25 (51%) neck or back pain, n=6 (12.2%) fibromyalgia, n=5 (10.2%) other musculoskeletal pain, n=4 (8.2%) complex regional pain syndrome, n=1 (2%) headache/migraine, n=8 (16.3%) other pain. Length of pain for the majority (n=20 (59.2%)) was more than 5 years.</p>
Setting	<p>Back and Pain Center (Department of Anaesthesiology, University of Michigan) and fibromyalgia Patient Education Workshop (University of Michigan)</p>
Study design	<p>Mixed methods study (including qualitative focus group data)</p>
Methods and analysis	<p>Focus groups of at least 5 participants; time between 1 and 2 hours. All participants completed a 20-minute online Qualtrics survey 1 week before the focus group. Focus groups were conducted in person by 2 trained interviewers. The number in each group ranged from 5 to 6. A semi-structured focus group protocol was developed and refined and used broad open-ended questions with follow up probes. Questions included both individual responses and more extended group discussion. Focus groups were recorded and transcribed verbatim.</p> <p>Analysed using an inductive thematic analysis. Transcripts read and discussed by 2 researchers to assess overall themes in the data immediately following each focus group. These initial discussions were used to formulate a list of codes to apply across transcripts. Codes were eliminated, added, and modified based on the content of focus groups. Emergent themes were compared across individuals, within groups, and across focus groups.</p>
Findings	<p>Worsening of pain</p>

Study	Goesling 2019 ²³⁵
	<p>Most participants experienced worsening pain symptoms when they tapered their opioid use. One participant stated, “My pain was much worse because they really did work for me pain wise”. More time was spent on trying different procedures, surgeries or medications when an effective treatment could not be found. Worsening of pain without an alternative treatment impacted mood for some people.</p> <p>Leg cramps and anxiety</p> <p>Some participants had withdrawal symptoms that made it hard to quit:</p> <p>“I [had withdrawal] even though I tapered. Probably because I’d been taking it for so long and so much. It’s like skin crawling. Leg cramps can’t stop moving them, and it lasted a long time. I ended up with anxiety attacks, still have them I have to take medications for it”.</p> <p>Cold and hot sweats</p> <p>All participant who experienced withdrawal symptoms during cessation reported that they stopped on their own without guidance. They also indicated that they were unsure what would happen when quitting or that they should taper to reduce withdrawal symptoms.</p> <p>“I didn’t have any fears, but when I stopped, I had like 3 days of cold seats, hot swats, stuff like that. It was a pretty coming down thing. But you know, you got through it but you just don’t know that you’re gonna have that stuff happening”.</p>
Funding	National Institute on Drug Abuse (NIDA)
Limitations and applicability of evidence	<p>Overall CASP rating: Very minor concerns (due to the potential influence of the researchers on the findings not being discussed).</p> <p>No concerns over applicability.</p>
Study	Henry 2019 ²⁷²
Aim	To gain insight into patient experiences with opioid tapering by conducting focus groups and individual interviews with patients suffering from chronic neck and/or back pain.

Study	Henry 2019 ²⁷²
Population	<p>Patients ≥ 35 years of age with chronic neck or back pain who were either taking long-term opioids (defined as ≥ 1 dose per day for ≥ 3 months) or had taken long-term opioids and had tapered down or off within the past year, identified through an electronic health record screening algorithm.</p> <p>N=21; male/female:10/11; mean age: 58 years; n=14 (67%) had recently completed an opioid taper (with 4 no longer taking opioids), n=4 (19%) were in the process of tapering and n=3 (14%) had discussed tapering but had not made changes</p> <p>Of the n=7 patients who completed interviews, n=4 had completed tapering, n=2 were currently tapering and n=1 had been recommended to taper.</p>
Setting	13 primary care clinics within the University of California, Davis
Study design	Focus group and qualitative interview study
Methods and analysis	<p>Focus groups were conducted by the same investigator (while another investigator was taking notes), using a guide with topics derived from the Health Belief Model. Major topics included perceived barriers and benefits to tapering, strategies for communicating with clinician's, strategies for managing pain and opioids and sources of support. The most compelling storytellers (i.e., patients who investigators judged were best at engaging and opening other patients to the possibility of tapering) were identified based on group dynamics, audio recordings and transcripts. These patients were invited for 30-minute interviews. Individualised interview guides were used to prompt interviewees to recount and elaborate on the stories they told during their focus group.</p> <p>Interview transcripts were iteratively reviewed by four investigators to identify themes in patients' accounts of their tapering experiences. Investigators met every 2 weeks for 6 months to discuss and compare their interpretations of findings and to resolve differences among investigators. They summarised the key themes and concepts that emerged from the data and used them to develop a conceptual model of patients' tapering experiences.</p>
Findings	<p>View on tapering</p> <p>Several patients had tapered down or off opioids more than once. Patients who understood tapering to mean a gradual or partial reduction in opioid medication were generally more receptive to tapering than those who understood it to mean stopping 'cold turkey' or stopping opioid completely. Those who used the terms 'taper' and 'detox' interchangeably tended to associate tapering with withdrawal symptoms.</p> <p>Fear of worse pain, withdrawal and loss of function</p>

Study	Henry 2019 ²⁷²
	<p>Fear emerged as a uniquely powerful emotion affecting both patients' willingness to taper and their overall tapering experience. Most patient fears involved the possibility of worse pain and withdrawal owing to decreased opioids. One patient was so afraid of withdrawal that she would only attempt tapering in an inpatient facility. For most patients the prospect of tapering evoked fears involving a mix of pain, withdrawal and loss of function: 'I have that fear that if I stop, things are going to go to hell. I don't want to be in that situation again'. One patient described inchoate fear after a clinician refused to refill her oxycodone. Fears of addiction and overdose were less prominent than fears of pain and withdrawal. Managing emotions during tapering mostly entailed managing the fears of pain and loss of function. One patient noted that having fewer pills heightened the fears of uncontrollable pain which required her to expend more energy controlling these fears. 'I have the side effect of obsessing about how many (pills) I have'. Failure to control one's fear often made pain worse. 'I would start to feel the pain coming on and it would be like my mind would say, 'Oh my god, you're going to... it's like this fear of the worst pain you ever had, and it literally almost makes it manifest'</p>
	<p>Variability of withdrawal symptoms (pain)</p> <p>Patients' experiences tapering as dynamic because their pain and perceived need for opioids varied from day to day and because their pain was frequently affected (either positively or negatively) by changes in their social relationships and emotional state. Patients repeatedly emphasised that tapering requires planning and sustained effort, that 'it's a process' and involves going through a lot of different changes', that requires patients to adjust and recalibrate in response to these changes. When asked how she would advise others about tapering, one patient said, 'it's just that pain changes, it doesn't stay the same, there's constant change. It may take a while for it to change, it may get worse, it may get better'.</p>
	<p>Actively working to avoid withdrawal symptoms: stomach sickness, physical discomfort, headaches</p> <p>Patients continually adjusted opioid use based on their planned activities with tapering often requiring patients to expend more effort adjusting their habits and opioid consumption to maintain functionality. Nearly all noted that managing opioids became more difficult as tapering progressed. They worked to avoid withdrawal. One patient reported: 'If I'm an hour late on my dose, I get sick to my stomach.' Patients had to continuously exert self-control to balance their immediate desire for pain relief against their fear of worse pain or withdrawal if they ran out of opioids in the future. 2 patients quoted below made different decisions about these trade-offs: 1) 'If I'm careful and follow the plan of taking a pill every six hours or every eight hours I'm going to be ok... I may be somewhat physically uncomfortable but I'm not in screaming pain. I'm in screaming pain when I've taken too much medication one day and don't have enough for the next day.' 2) I can either feel like 80% my normal self for the whole months, or I can feel like I used to feel good for 3 weeks, and the last week, I don't take any</p>

Study	Henry 2019²⁷²
	because it's all gone. Then you get the headaches and that kind of stuff. It's worth it for me to do that to be able to live the first 3 weeks.' Even patients who realized that their fear of uncontrolled pain was unfounded admitted that had to tolerate greater discomfort to 'get by' with fewer opioids.
	Worsening of symptoms for which medication was prescribed: back pain
	It was reported that for several patients, tapering discussions were precipitated by clinical retirement, with patients noting they had trouble finding primary care clinicians willing to prescribe opioids when they needed to change clinicians. One patient reported 'my back got worse, the pain was getting worse, and my doctor hadn't really sent me for more diagnostics, I just sent him an email and I said "can I have another prescription of opioids?"...they're prescriptions I've had, why do I have to (come in and talk about the problem again)?'
	Duration of withdrawal symptoms
	Patients who tapered off opioids noted that withdrawal symptoms lasted weeks to months; 1 patient still experienced withdrawal symptoms 1 year after stopping oxycodone.
Funding	Not stated
Limitations and applicability of evidence	Overall CASP rating: Minor concerns (due to the potential influence of the researcher not being discussed and minor possibility of selection bias in patients interviewed (selected by the researchers: 10/21 of those who participated in focus groups were invited for individual interviews based on group dynamics and data review)). No concerns over applicability.
Study	Frank 2016²¹⁶
Aim	To explore patients' perspectives on opioid tapering.
Population	Adult primary care patients who were currently or had previously been, on chronic opioid therapy (COT) n=24; 11 male, 13 female; mean age 52 years (range 31-73). Six participants (25%) were on COT and not tapering, 12 (50%) were currently tapering COT, and 6 (25%) had discontinued COT. The mean duration of opioid therapy was 7.7 years (SD 5.9). All participants were English-speaking.

Study	Frank 2016²¹⁶
Setting	Three Colorado health care systems (Academic medical centre, Safety net hospital and a Veterans Affairs medical centre)
Study design	Qualitative study using in-person, semi-structured interviews.
Methods and analysis	Interviews were audio recorded, transcribed and analysed in ATLAS.ti. A team-based, mixed inductive and deductive approach was used, guided by the Health Belief Model. Emergent themes were iteratively refined with input from a multidisciplinary team.
	<p>Fear & anxiety about withdrawal</p> <p>Past experiences of opioid withdrawal produced fear and anxiety about future opioid tapering or discontinuation.</p> <p>58-year-old male, on opioid medication without tapering: 'I don't think they're aware of how bad withdrawals are. I mean there's vomiting bile, there's stomach cramps, there's the cold shakes and fever...I mean it's pretty bad'</p> <p>53-year-old female, tapering opioid medications: 'I also had lots of fears about let's say there was an apocalypse in our society, what would happen to me? Where would I get my medication from? What was going to happen, you know? I would get so sick not having those drugs 'cause I was physically dependent on these drugs, you know. It's a very insecure feeling.</p> <p>Little or no withdrawal symptoms</p> <p>In contrast, there were several disconfirming cases in patients who described little or no opioid withdrawal symptoms during tapering.</p> <p>60-year-old male discontinued opioid medications: 'I didn't stop under doctor's orders or discussion or anything, I just got up one day and I'm done. Instead of taking four, I took three and I did that for a couple of weeks and then I took two and I took one. I never felt any discomfort or anxiety or anything so... it worked for me.'</p>
Funding	Small Grants Program at the Division of General Internal Medicine, University of Colorado School of Medicine.
Limitations and applicability of evidence	Overall CASP rating: No concerns. No concerns over applicability.

Study	Leydon 2007 ³⁸⁶
Aim	To explore patient experiences of and beliefs about their long-standing SSRI use and understand the barriers and facilitators to discontinuation.
Population	<p>People taking selective serotonin reuptake inhibitors (SSRIs).</p> <p>N=17; M:F 7:10; age range 28 to 64 years. Length of time taking their current SSRI ranged from 1 to 11 years (mean 4 years). Seven described this as their first and only episode of depression. Of the rest, six talked in terms of previous distinct episodes, while four described their depression as 'ongoing' or 'long term'.</p> <p>Stratification: Currently taking/stopping; Antidepressants (SSRIs)</p>
Setting	One group general practice in Southampton, UK.
Study design	Face-to-face semi-structured qualitative interviews with thematic analysis
Methods and analysis	<p>Patients were recruited from one group practice within Southampton City Primary Care Trust (PCT). All participants receiving prescriptions for an SSRI for 12 months or more were identified from computer records by a clerical member of the practice staff. Only those patients deemed well enough by their GP were contacted by a letter from their GP about the study. A single research conducted the semi-structured qualitative interviews. Interviews lasted for an average of 1 hour.</p> <p>Participants were invited to tell their 'story' of SSRI use and in this way many of the issues of interest were raised spontaneously by patients. Interviews were audiotaped and transcribed verbatim. Thematic analysis was carried out both by hand and with the use of a word processor. Analysis began once data collection commenced and followed an iterative process derived from the 'constant comparative method'. Independent coding of a sample of transcripts was carried out by two of the authors. This was followed by a series of 'data sessions' between all authors to derive a consensus-coding framework.</p>
Findings	<p>Fear of discontinuation and consequences of stopping</p> <p>Participants described uncertainty about the potential for bad consequences when stopping, as well as uncertainty about the process itself, which could invoke fear. In addition to anticipated problems, actual problems encountered during past attempts to stop instilled trepidation about future attempts to stop.</p> <p>Nine interviewees expressed concern that stopping the medication could precipitate a relapse of depression and fear that stopping may leave them back in the initial distressing phase of depression.</p>

Study	Leydon 2007³⁸⁶
	Severity of discontinuation symptoms
	Some participants had experienced quite severe problems associated with discontinuation. Eleven of the participants who had tried stopping reported bad experiences with one reporting a relapse experience so bad that he regretted ever trying. Experiences of withdrawal led one participant to restart their medication after 1 week. Another participant described how it was difficult to say which was worse, the experience of withdrawal effects or the initial depressive symptoms. Problems of withdrawal on previous occasions could become a conscious key driver for continuing to take medication and could forestall attempts to discontinue. One participant reported 'the major factor' driving sustained antidepressant use was the side effects of coming off them, saying: 'I don't think I take them to sustain my mood but purely to stop the side effects.'
	Bodily symptoms
	When asked 'how long did you stop for', one participant replied: 'a week, not because of the moods... this wasn't a moods situation. It was my body...was reacting, not how I expected it to react. It had the shakes...um...bit like a junkie' (43-year-old female)
	Onset
	One participant who had tried stopping and had relapsed, reported: 'I didn't turn into a blubbering mess straight away, it was about 4-5 days afterwards. (48-years old male)
Funding	Not stated
Limitations and applicability of evidence	Overall CASP rating: Minor concerns (due to participants only recruited from one group practice within one primary care trust) No concerns over applicability.

Study	North 1995⁴⁷¹
Aim	To gain an understanding of the reasons benzodiazepines continue to be used, and the relationships users have formed with their medication using in-depth interviews.
Population	Two distinct groups of long-term benzodiazepine users were selected to participate in the study: n=22 total

Study	North 1995 ⁴⁷¹
	<p>1. A group of community-based BZD users from three group practices located in middle- class areas : n=15. The participants from two of the group practices were invited by the GPs to participate in the study when they were prescribed BZDs during a defined two-week period. A third practice was asked to generate a list of current BZD users from their computerised age-sex register.</p> <p>Patients were excluded by their GP if they had (i) been prescribed BZDs for less than one year, (ii) significant social problems at the time of the study and were unable to cope with the stress of an interview (as assessed by their practitioner),(iii) significant medical problems that would prevent them from participating in the study, such as dementia or CVA affecting speech, (iv) been diagnosed as having an organic mental disorder, schizophrenia, a delusional paranoid disorder or a bipolar disorder; (v) a current prescription for other psychotropic medication (with the exception of antidepressants).</p> <p>Hypnotics: 5, anxiolytics: 7, combination: 3</p> <p>2. A group of BZD users from TRANX, a tranquilliser self-help group for those wanting to withdraw from BZDs; n=7</p> <p>The same exclusion criteria as above did not apply as they were contacted directly, and it would have been inappropriate to identify and exclude given the nature of the dynamic within the support group.</p> <p>Hypnotics: 1, anxiolytics: 2, combination: 4</p> <p>5 had used BZDs continuously for an average of 21 years, range 10-28 years.</p> <p>3 had withdrawn from BZDs at the time of the interview, 4 were on reduced doses of diazepam.</p> <p>Characteristics (all patients): mean age (range): 61 (34-82); male/female: 11/11; all were anxiolytic and/or hypnotic users; ethnicity: European; 8 participants had experienced or were experiencing withdrawal under supervision (7 of these were members of TRANX); 8 were prescribed other psychotropic medication simultaneously, 7 of these were prescribed antidepressants, 3 non-BZD hypnotics and 1 TRANX member was prescribed lithium carbonate for bipolar disorder.</p>
Setting	Three group practices in middle class areas plus a self-help group.
Study design	Qualitative study using a questionnaire plus an in-depth semi-structured interview.
Methods and analysis	A short-written questionnaire was used to elicit socio-demographic data and a drug history. In the questionnaire, information was sought on what BZDs were taken and patterns of use (including duration and dosage). The in-depth semi-structured interviews (carried out by either a medical practitioner or a researcher with a psychology degree) were designed to cover four main areas: (1) the role of BZDs in their lives; (2) issues of dependence, control and withdrawal; (3) the doctor-patient relationship; (4) the social context. Each interview lasted 2-3 hours.

Study	North 1995 ⁴⁷¹
	<p>Interviews took place in the participant's home, at the medical school and in the participant's office at work.</p> <p>All participants were given the opportunity to review their transcripts and a second interview was arranged if they wished to discuss the transcript further with the researchers. Only minor changes were made to the transcripts and some points were re-emphasised by participants.</p>
Findings	<p>Return of original symptoms</p> <p>The majority of community- based participants had attempted to withdraw/ reduce their medication at some stage. They soon found their original symptoms of anxiety or insomnia had returned and were only suppressed by restoring the initial dosage.</p> <p>Lack of withdrawal symptoms</p> <p>Several participants had withdrawn from their medication with ease, experiencing no problems as they slowly reduced the medication over months.</p> <p>Experiences of withdrawal effects</p> <p>In contrast to those slowly reducing their medication, those on rapid withdrawal described the experience as 'a journey to hell', or 'the most horrific time of my life'.</p> <p>Lack of confidence in stopping</p> <p>Employed men who took anxiolytics during the working week tended not to have attempted to stop or reduce their medication. Each described how they wanted to stop but realised that full cessation was unlikely without a major lifestyle or career change.</p>
Funding	Not reported
Limitations and applicability of evidence	<p>Overall CASP rating: Minor concerns (due to data analysis not being described fully).</p> <p>No concerns over applicability.</p>

Study	Papp 2018 ⁵⁰⁸
Aim	To gather information as reported spontaneously by internet users about the specific symptoms experiences while having brain zaps.
Population	N=595 posts, generated between December 2014 and December 2016, made anonymously and with no discernible demographic information.

Study	Papp 2018 ⁵⁰⁸
	<p>9 most frequently prescribed drugs:</p> <p>Other antidepressants: Venlafaxine contributed to 23.3% of the posts; Desvenlafaxine contributed to 3.1% of the reports, Duloxetine to 10.7%,</p> <p>SSRIs: Fluoxetine (SSRI) was mentioned in 3.1% of the posts; Sertaline was mentioned in 19.6%, Paroxetine in 14.7%, Citalopram 13.4%, Escitalopram 9.2%</p> <p>Drugs not included in guideline medicine list: Bupropion was mentioned in 2.7% of the posts analysed.</p> <p>Strata: mixed/unclear antidepressants: SSRIs & other antidepressants; 60% SSRI's; 37.1% other antidepressants; 2.7% bupropion not meeting guideline medicine list (the numbers don't add up to 100% but extracted as reported in the paper)</p> <p>The most frequently reported action preceding brain zaps was abrupt stopping (39.9%), followed by tapering (25.7%), skipping doses (12.5%). The duration of taking antidepressants before the onset of brain zaps ranged from 2 days to 25 years, with 2 years or more reported in a little over half the cases; <60 days: 7.8%; 60 days to <2 years: 36.4%; 2 years to <5 years: 16.2%; 5 years to <10 years: 26.6%; ≥10 years 9.7%</p>
Setting	Not specified
Study design	Qualitative analysis of unsolicited posts on mental health website
Methods and analysis	<p>Qualitative analysis of unsolicited posts on mental health website; Mental Health Daily. This is a sprawling and popular website devoted to a myriad of mental health issues, that contains a forum dedicated to posting about brain zaps. The posts were made anonymously and with no discernible demographic information.</p> <p>The study examined 595 posts, which were analysed into 648 statements. They were entered into a large spreadsheet where rows represented the individual posts and the columns the various pieces of information extracted such as the name of the medication and the symptoms described. Posts were generated between December 13, 2014 and December 12, 2016.</p>
Findings	Brain zap

Study	Papp 2018⁵⁰⁸
	The subjective experience of the 'brain zap' was most often linked to an electric shock felt inside the skull with several reporting experiences that seem like momentary dissociations. The zap experience was most often accompanied by vertigo as well as hearing a sound, including people reporting 'hearing their eyes move'.
	Onset/time-lag
	The most frequently reported time lags between the last dose of antidepressants and the first instance of a brain zap were 'immediate' and 'while taking', followed by '1-2 weeks' and '20-36 hours'
	Length and duration of symptoms
	Very few posters made specific statements about the length of brain zap, with most frequent descriptions being: 'a split second' and other descriptions including a few seconds, 2 seconds, one-half to 5 seconds and 2-30 seconds with the higher numbers described as rare extremes. Most patients experienced brain zaps for less than a year with many experiencing them for a month or less. There was a smaller number of people experienced brain zaps between 5 and 30 years.
	Severity
	In only a small number of reports, brain zap resulted in significant disability
Funding	Not applicable/not specified
Limitations and applicability of evidence	Overall CASP rating: Serious concerns (due to potential selection bias as the method used to select posts was not specified, lack of sufficient detail on the data analysis). Moderate concerns about applicability due to a lack of sufficient information on the characteristics of people from which the information emerged and the data being unverified due to the nature of the source (anonymous posts on mental health website).
Study	Parr 2006⁵¹⁴
Aim	To gain more detailed understanding of perceptions relating to starting, continuing and stopping BZD use.
Population	GPs and users of BZDs that had at some time been prescribed daily BZDs for 3 months or more, were recruited. In line with the protocol, only findings from BZD users are extracted for this review.

Study	Parr 2006 ⁵¹⁴
	<p>Users of BZDs: n=23; male/female:9/14; mean age (range): 50 (25-79) years; mean duration of use: 11 years (range: 6 months to 28 years); 36% were prescribed BZDs for more than one mental health condition including panic disorder, depression, anxiety and post-traumatic stress disorder; other reasons included inability to sleep (20%); medical conditions (16%); withdrawal from alcohol or other drugs (12%); stress (12%) and coping with domestic violence (4%).</p> <p>52% reported they had stayed on the dose originally prescribed by their doctor; six (26%) were currently prescribed BZDs for panic attacks, nerves, sleeping problems, anxiety, obsessive compulsive behaviour or because they were addicted to them; For those who had ceased, mean length of time since cessation was 8 years (<1 year to 25 years)</p>
Setting	Tropical holiday and regional centre of Cairns, Australia and surrounding rural districts.
Study design	Qualitative interview study
Methods and analysis	<p>Semi-structured face to face interviews were conducted with GPs and users in the tropical holiday and regional centre of Cairns, Australia and surrounding rural districts. GPs were interviewed in their surgeries using a 15-30 min semi-structured interview adapted from smoking cessation in general practice project (Young et al 2000). Interviewed commenced by asking GPs about their experience with BZD prescriptions, exploring factors that influenced their decision to prescribe and their approach to cessation. Interviews with users were conducted in their homes or another mutually agreed site, using a 30-60 min semi-structured interview, exploring initial reason for BZD use, reasons for continued use and beneficial and harmful effects of using BZDs. If they had attempted to cease, they were asked the reasons for doing so, how they went about it and what helped or hindered the process.</p> <p>All interviews were conducted by the first author and included questions such as ‘What do you usually do to help people who are dependent on benzodiazepines to stop taking them?’ for GPs and ‘What information were you given about benzodiazepines’ for users. Interviews were audio taped, with notes being taken concurrently and audiotapes were later transcribed verbatim by the first author.</p> <p>The primary research team (the first three authors) independently reviewed the first three GP and user interviews and developed a preliminary list of domains and categories, referring these at a face-to-face meeting. The first author applied these domains and categories to remaining interviews. The fourth author audited all interviews to verify that the ascription to domains and categories adequately reflected the information in the transcripts. The research team agreed on domain amalgamations. Assessments of representativeness of categories involved assigning a rating of ‘general’ if raised by all participants, ‘typical’ if raised by more than half of them or ‘variant’ if raised by 15-50% of participants. Further corroboration of categorization was achieved through verification of the results by three GPs and four users who were asked for feedback on whether they reflected their thoughts and experiences or those of other potential informants.</p>

Study	Parr 2006 ⁵¹⁴
Findings	Adverse symptoms
	Participants typically found within a short period of time of commencing, they felt addicted because of adverse symptoms when they tried to stop them. They endured ‘hang-over’ effects in the morning; or took other medication to cope with withdrawal symptoms.
	Intensity of withdrawal symptoms as a barrier to ceasing benzodiazepine use
	The intensity of withdrawal symptoms associated with previous attempts to cut down was identified as contributing to an inability to cease benzodiazepine use.
	Sleep problems, loss of function, inability to cope with mental health problems
	People found they could not sleep, function or cope with ongoing mental health problems. BZDs also helped them keep emotions and thoughts under control, feel less burdened and worried and cope with adverse life circumstances and distressing symptoms associated with their medical conditions.
Funding	Not stated
Limitations and applicability of evidence	Overall CASP rating: Minor concerns (due to the potential influence of the researcher not being discussed and themes occasionally illustrated by single quotes). No concerns over applicability.

Study	Pestello, 2008 ⁵³²
Aim	The paper examines the experience of taking antidepressant medications and its impact on the sense of self.
Population	N=227 postings on a health-related website
Country, Setting	Country not specified
Study design	Analysis of postings on a health-related website
Methods and analysis	Internet message board postings on a popular medical internet site to see how people talked about and responded to the most popular and commonly used antidepressant medications: Sertraline, Fluoxetine, Paroxetine, Citalopram, and Venlafaxine. All of the postings on the discussion site were thematically based. Postings addressed general side effects, sexual side effects, giving medical advice and frustration with physicians. The actual themes for analysis were derived inductively through a grounded

Study	Pestello, 2008⁵³²
	theory approach. Analytic categories were identified as they arose. Constant comparison method was then used in which each narrative posting was systematically compared and combined, further refining and reducing the themes.
	<p>Impact of withdrawal</p> <p>A number of posting were devoted to the physical and mental side effects that occur when discontinuing antidepressant use.”</p> <p>“ I am currently trying to wean myself off of Venlafaxine, which honestly is the most awful thing I have ever done. I have horrible dizzy spells and nausea whenever I lower my dose of Venlafaxine”.</p> <p>“I can’t move my neck or eyes without feeling dizzy and like the room is spinning. My lips sometimes feel numb. It seems like I’m about five times as anxious/depressed as I was pre-Paroxetine.”</p> <p>“It took me almost 2 years to get off Paroxetine and the side effects were horrendous. I even had to quit my job because I felt sick all the time. Even now that I am off it, I still feel electric shocks in my brain and can’t deal with rapid movements.”</p> <p>Frustration with physicians</p> <p>Respondents repeatedly talked about not being listened to by their physicians or not being taken seriously.</p> <p>“ I myself went from doctor to doctor. It seemed like no one took me seriously. They would just nod and give me that “she may be crazy” look”.</p> <p>“May be new doctor will be in better tune to what you really are needing. Doctors get so busy trying to diagnose and treat so many patients that I feel like I am definitely a number and not a name. Now, how can you treat a number?</p> <p>“It makes me angry when someone says, “I think that your depression is giving you physical symptoms... let’s pump you up with more happy drugs”. The only reason I have for being depressed or anxious is that doctors can’t seem to help me with my problem”.</p>
Funding	Not stated
Limitations and applicability of evidence	<p>Overall CASP rating: Serious concerns (due to limitations around research design/methods, data collection method and analysis (postings on health website)).</p> <p>Moderate concerns about applicability due to a lack of sufficient information on the characteristics of people from which the information emerged and the data being unverified due to the nature of the source (anonymous posts on health website).</p>

Study	Scott 2020 ⁶³³
Aim	To evaluate a one-to-one pain review service (based in two GP practices) and its potential impact on opioid use, health and wellbeing outcomes and quality of life (QoL), and to help inform future service provision.
Population	<p>Patients receiving ≥ 3 opioid painkiller prescriptions in a 3-month period, who had taken opioids ≥ 3 months (long-term opioid use) and were not using illicit drugs or receiving end-of-life care were identified by GPs for service participation using the opioid risk assessment tool (ORAT). The service involved an individually tailored pain management plan including setting goals, developing a relaxation plan, introducing gentle exercise, dealing with low mood and improved sleep, access to alternative care and support options including physiotherapy and relaxation groups. All service users who enrolled between September 2016 and December 2017 were included in the quantitative analysis and a convenience sample provided qualitative interview data.</p> <p>Project workers facilitated recruitment of 18 service users for semi-structured interview; interviews were also conducted with the service providers; project workers (n=2), the project worker's manager (n=1); and GPs in participating GP practices (n=4). For the purpose of this review only information relating to service users is extracted.</p> <p>Characteristics: n=34; female: 22/34 (64.7%); mean age (SD): 51 (10) years; 100% white ethnicity; 19.4% employed, 74.2% unemployed, 6.5% retired; disability: 20/27 (74.1%); baseline medications excluding opioids: benzodiazepine 12/34 (35.3%), amitriptyline 12/34 (35.3%), SSRI antidepressants 8/34 (23.5%), gabapentin 7/34 (20.6%), other antidepressants 6/34 (17.6%), pregabalin 4/34 (11.8%), SNRI antidepressants 1/34 (2.9%), zopiclone 1/34 (2.9%); psychological comorbidities: sleep issues 17/30 (56.7%), depression 13/29 (44.8%), anxiety/panic attacks 9/29 (31%), experience of child abuse 9/30 (30%) , social isolation 7/29 (24.1%), experience of domestic abuse 5/29 (17.2%), substance misuse 3/29 (10.3%), alcohol misuse 2/29 (6.9%), other mental health issues 2/29 (6.9%), eating disorder 1/29 (3.4%), PTSD 1/29 (3.4%), self-harm 1/29 (3.4%), negative self-talk thoughts 1/29 (3.4%). Denominators less than 34 indicate missing data.</p> <p>Reason for original prescription: back pain 9/32 (28.1%); arthritis 5/32 (15.6%); spinal or disc degeneration/deformities 5/32 (15.6%); Fibromyalgia 4/32 (12.5%); other 9/32 (28.1%); median opioid dose (IQR): 90 (60 to 240);</p> <p>Opioid drug: codeine 17/34 (50%); tramadol 10/34 29.4%; Morphine 9/34 (26.5%) oxycodone family 7/34 (20.6%); Fentanyl 5/34 (14.7); Buprenorphine 3/34 (8.8%); Methadone 1/34 (2.9%); multiple opioid drugs 16/34 (47.1%)</p> <p>In patients still using the service when data collection finished (n=17; 50%), the median duration of service use 7.7 months (IQR 3.2 to 13.3) and the median number of attended appointments was 12 (IQR 6 to 20); in patients who were discharged/lost to</p>

Study	Scott 2020 ⁶³³
	follow-up (n=17; 50%), the median duration was 3.8 months (IQR 1.1 to 9.1) and the median number of attended appointments was 6 (IQR 1 to 11). Reasons for discharge from service no longer taking opioids (3/17; 17.6%); reduction in opioid dose (4/17; 23.6%); happy as is (2/17; 11.8%); no time (1/17; 5.8%) and fears that reduced pain may lead to reduced disability benefits (1/17, 5.8%).
Setting	Two GP practices in South Gloucestershire, England
Study design	Mixed-methods study
Methods and analysis	Semi-structured interviews were conducted with n=18 service users and n=7 service providers. Interviews were conducted face-to-face or by telephone depending on interviewee preference. Service user interviews explored experiences of the service and service acceptability was also discussed. Interviews were audio-recorded and transcribed verbatim, anonymised, and analysed thematically. Quantitative and qualitative data were analysed independently by two researchers and integrated using the 'following a thread' technique (a method of integration at the analysis stage) through discussion of the key findings and themes in both datasets.
Findings	<p>Withdrawal symptoms when reducing opioids: sweating and headaches</p> <p>A small number of service users reported increased pain levels and withdrawal side effects, for example, sweating and headaches, as a result of reducing opioids.</p>
Funding	National Institute for Health Research Collaboration for Leadership in Applied Health Research and Care West (NIHR CLAHRC West); University Hospitals Bristol NHS Foundation Trust; postdoctoral fellowship award (grant reference: PDF-2017-10-068)
Limitations and applicability of evidence	<p>Overall CASP rating: Moderate concerns (due to role of the researcher not being discussed and limited relevance of the study aim to the review topic with very limited information to contribute to the review).</p> <p>Moderate concerns over relevance with participants being pain service users whose experience of withdrawal may differ to that of people with no access to similar support.</p>

Study	Van Hout 2017 ⁷⁰⁵
Aim	To gain an understanding of unique individual and collective experiences of trajectories of codeine misuse and dependence in South Africa.
Population	<p>A purposive sample of adult individuals in South African treatment centres with experience of codeine misuse and/or dependence; excluding participants under 18 years, non-S-A residents, individuals reporting codeine use within accepted medical guidelines, suffering from serious mental health problems and individuals with a known history of violence or aggressions.</p> <p>Characteristics: n=25 ; male/female 16/9; mean age (range) 43 (21 to 74) with 67% (n=15) aged between 30-49 years; n=20 admitted misusing codeine within the last 12 months and the majority (n=13; 52%) scored 10 or above on the severity of dependence screener (SDS), a five-item questionnaire, with scores of over five indicating dependence use in the past 12 months.</p> <p>32% reported codeine tablets as their primary drug of use, 20% reported codeine syrup and 12% reported consuming both.</p> <p>A number of participants had a history of illicit drug use such as heroin, cannabis, cocaine and ecstasy. Some used codeine in combination with alcohol with a small number of female participants combining with diet pills. Many reported taking codeine-based medications to manage physical pain as a result of chronic condition such as arthritis and severe headaches or to relieve pain (acute or chronic) following surgical interventions. ‘Many’ experienced psychological issues such as depression, anxiety and stress related conditions and used codeine to suppress their symptoms.</p>
Setting	Clinics and treatments centres participating on the South African Council for Alcoholism and Drug Dependence
Study design	Qualitative interview study
Methods and analysis	In-depth interviews were conducted face-to-face or by telephone by one researcher, with a note taker, were conducted in English, were audio-taped with permission and lasted between 30-90 minutes. Audio recordings were transcribed and analysed using the Empirical Phenomenological Psychological (EPP) five step method.
Findings	<p>Withdrawal symptoms</p> <p>Participants described experiences of unpleasant withdrawal symptoms such as pain (physical including headaches and psychological), fear, crying, self-pity, irritability, anxiety, aggression, disturbed sleep patterns, perspiration, ‘the turkey skin and shivering’ and shock down my body’. These contributed to sustained misuse.</p>

Study	Van Hout 2017⁷⁰⁵
	Cravings
	Most participants described strong cravings. Some participants resorted to other illicit drugs such as cannabis (smoking weed) or engaging a hobby as a means for managing the cravings for codeine.
	Little or no cravings and withdrawal symptoms
	While most participants described strong craving and withdrawal effects, one young male participant reported how he successfully managed to reduce his misuse of codeine. He reported tapering down gradually on his own using 'fewer and fewer' and that 'there were still a little bit of withdrawal symptoms, but it wasn't as bad as what it could have been if I stopped immediately'
Funding	The European Community's Seventh Framework programme; grant agreement no 611736
Limitations and applicability of evidence	Overall CASP rating: Minor concerns (due potential influence of the researcher on the findings not being discussed). Moderate concerns over applicability due to some participants combining codeine with illicit drug use and currently. Study included as all (100%) participants were current or past codeine users regardless of any other drugs they used.

Study	Van Hout 2018⁷⁰⁴
Aim	To gain an understanding of individual and collective experiences of codeine use, pathways to misuse and dependence and experiences of treatment services in Ireland following the introduction of such guidelines for the safe supply of over-the-counter codeine-based products.
Population	A purposive sample of adult codeine misusers and dependents (n=21), both actively using, in treatment and in recovery. Recruitment was facilitated by selected gatekeepers (specialist medical doctors) within the National Drug Treatment Reporting System. These gatekeepers assisted in the recruitment of individuals in the centres by identifying codeine misusers and dependent patients. To distinguish between dependent and non-dependent use, participants completed the severity of dependence screener (SDS) (Gossop et al 1995), a five-item questionnaire, with scores of over five indicating dependence use in the past 12 months.

Study	Van Hout 2018 ⁷⁰⁴
	<p>Characteristics: n=21 ; male/female: 12/9; mean age (range): 39 (26 to 62); n=15 admitted using codeine within the last 12 months with majority scoring 10 or above (80%, n=12) in the SDS (score over 5 indicating dependence use in the past 12 months); 18 (86%) participants reported codeine-based medications (e.g. Solpadol, Nurofen Plus or Solpadeine) with n=1 reporting heroin and n=1 reporting distalgesic; n=13 (62%) reported Nurofen plus was their primary drug of use, n=3 (14%) were on Suboxone and n=14 (67%) reporting they were currently on methadone maintenance treatment.</p> <p>Some participants had prior experience of illicit drugs such as heroin, cannabis, cocaine and ecstasy with many combining codeine with alcohol, particularly at night-time.</p>
Setting	Specialist centres; The National Drug Treatment Reporting System
Study design	Qualitative interview study
Methods and analysis	In-depth semi-structured interviews lasted between 30 and 90 minutes and were audio-recorded with permission, transcribed and transferred to a Word document that was password-protected and analysed in accordance with the Empirical Phenomenological Psychological (EPP) five-step method.
Findings	<p>Difficulties ceasing</p> <p>1) Withdrawal symptoms Craving and unpleasant withdrawal symptoms were described as supporting continued use. Symptoms of withdrawal centred on emesis, diarrhoea, sweating, agitation, insomnia, seizures, and cramps. One participant reported: 'I'd get withdrawals, I'd get very, very agitated and pain in my legs and my arms and my stomach. I'd get blinding headaches and loss of appetite, restlessness, couldn't sleep, I wasn't eating, complete shutdown. Codeine was reported to cause 'horrible dependence, physical and mental dependence' and destroy ones live. The necessity to develop a new daily routine and in many instances alternate coping mechanisms underpinned difficulties in self-detoxing.</p> <p>2) Fears of pain exacerbation: Despite becoming aware of habit-forming use and harm, while actively misusing, participants described they were unable to stop. Fears around existing pain conditions underpinned difficulties in ceasing use for some participants.</p> <p>Attempts to cope with withdrawal symptoms</p>

Study	Van Hout 2018 ⁷⁰⁴
	<p>Many tried to consume sufficient codeine to keep withdrawals at bay in order to sustain normal social functioning and employment. One participant reported: I was taking it almost to work because of the withdrawal symptoms. One participant described sourcing street methadone to assist withdrawal.</p> <p>Unsuccessful cessation attempts: cravings, feeling down and sleepy</p> <p>For a minority of participants with experience (all unsuccessful of codeine phosphate withdrawal, the sedative effects of codeine phosphate tapering treatment form contrasted with Nurofen Plus energising effects, which patients found complicated their successful detox; with one participant reporting: ‘there is a huge difference. The over-the-counter codeine phosphate makes you feel down and sleepy, Nurofen Plus makes you the opposite, gives you uplift. Relapse with codeine phosphate tapering was universal due to lack of effect on cravings and instances of ‘topping up’ with Nurofen Plus. On the other hand, Suboxone in particular was viewed very positively in removal of craving and withdrawal effects. Participant: ‘from the very first day I put Suboxone in my body, I have no jitter, I have no side effects, I never took a codeine since the first day I took Suboxone.’ Another stated: it was a miracle, I was able to function, I was on no codeine’.</p>
Funding	The European Community’s Seventh framework Programme FP7/2007-2013 under grand agreement no 611736
Limitations and applicability of evidence	<p>Overall CASP rating: Minor concerns (due potential influence of the researcher on the findings not being discussed).</p> <p>Moderate concerns over applicability due to some participants combining codeine with illicit drug use and currently being on methadone maintenance potentially for withdrawal of other medicines which could influence their experience of codeine withdrawal or whose experience may differ from that of people not on methadone maintenance. Study included as all (100%) participants were current or past codeine users regardless of any other drugs they used.</p>

Study	Vilhelmsson 2012 ⁷¹⁶
Aim	To qualitatively analyse the free text comments appended to consumer reports on antidepressant medication.
Population	<p>People reporting adverse drug reactions to antidepressant medications</p> <p>n=181 consumer reports; 135 from women, 38 from men; The antidepressants most reported for a diagnosis of depression were Sertraline (23.8%), Citalopram (23.8%), Venlafaxine (23.2%), Mirtazapine (10.5%), Paroxetine (7.7%), Escitalopram (6.1%) and Fluoxetine (5.0%)</p>

Study	Vilhelmsson 2012⁷¹⁶
	Stratification: Currently taking/stopping; Antidepressants (mixed SSRI's and other antidepressants)
Setting	Sweden
Study design	Content analysis of free text comments from consumer reports
Methods and analysis	All reports of suspected adverse reactions regarding antidepressant medications submitted from January 2002 to April 2009 to KILEN's Internet-based reporting system in Sweden were analysed according to reported narrative experience(s). Content analysis was used to interpret the content of 181 reports with free text comments.
Findings	<p>Psychiatric adverse reactions: fear, anxiety, panic attacks</p> <p>According to patient narratives it was especially during discontinuation of antidepressant drugs that psychiatric adverse reactions were experienced. One female patient (aged 35 years; SSRI: Sertaline) following doctor's orders to discontinue antidepressants in four days, going 'from normal dosage of 50mg to 25 mg in four days and then nothing' reported experiencing 'a fear of dying and extreme anxiety' after 3 days and having 'several panic attacks; 'I woke up and found myself standing with a knife towards my stomach on one occasion and on another with the bathrobe belt in my hand. I no longer tolerate any stress at all, which makes me panic and experience dizziness. Have been without antidepressant medication for nine days and experience hell on earth'</p> <p>Discontinuation symptoms rather than relapse/re-emergence of symptoms for which the medication was prescribed</p> <p>Conflicting accounts between patients and doctors of either drug-induced reactions or initial illness symptoms were especially present during discontinuation. Since the psychiatric events reported may often also occur as a symptom of the illness for which the antidepressant had been prescribed, their (re) appearance may easily suggest that the patient is having a relapse and needs continued treatment. According to several patient reports, there were sometimes problems of separating the symptoms related to the diagnosed depression from the suspected adverse reactions, where patients almost always interpreted negative experiences as belonging to the drug while the doctor construed them as evidence of the initial depression recurring. A female patients (aged 35 years; SSRI: Sertaline) reported that the doctor 'ignores discontinuation symptoms from the drug and wants me to start medicating again after I have been through ten days of hell. She (the doctor) believes that my depression had returned...It is totally wrong'</p> <p>Fear of discontinuation</p>

Study	Vilhelmsson 2012⁷¹⁶
	<p>Fear of discontinuation symptoms made some patients afraid of ending their treatment; these patients often continued to take antidepressants, despite the fact that they did not want to be dependent on them. The suspected adverse reactions were not just perceived as unpleasant but also created a fear of stopping taking the antidepressant drug. A concern that the depression might return was one common feeling that was expressed; A female participant (aged 42; SSRI: Citalopram) reported: 'And when the death wish comes, I become so afraid that I start again'</p>
	Prolonged duration of discontinuation symptoms
	Some patients reported that they perceived discontinuation symptoms over a longer period of time which they perceived as being dismissed by their doctor
Funding	Individual sponsors: Stistelsen Kempe-Carlgrenska Fonden, Folksams Forskningsstiftelse, Stiftelsen Clae Groschinskys Minnesfond Stiftelsen Lars Hiertas Minne and Elsa Lundberg och Greta Flerons fund for studies of adverse drug reactions.
Limitations and applicability of evidence	Overall CASP rating: Serious concerns (due to research aim, design and data collection (retrospective analysis of independently submitted free text feedback from consumers), study design dictated by the data/consumer feedback process; results (themes) were reported interspersed with references and insights from other studies, making it unclear what conclusions were based on this study alone). Minor concerns over applicability due to the sample being limited to people who experienced adverse drug reactions from antidepressants.

Study	Voyer, 2004⁷²²
Aim	To elicit descriptions of dependence from elderly long-term users of BZDs that might reveal potential indicators of dependence other than long-term use (defined as six months or longer).
Population	<p>People from resident houses who had volunteered to participate in an activity programme, were <65, were long-term users of prescribed psychotropic (Benzodiazepines) drugs; long term use described as minimum of 6 months and maximum of 40 year.</p> <p>N=45; 89% female; mean age (SD): 79 (7.1); n=36 were prescribed only BZDs and 9 received concomitant antidepressants; mean duration of use (SD): 9 (9.1) years; median: 6.5 years of BZD use.</p> <p>75% were prescribed BZDs on an 'as needed' basis. Benzodiazepines included: clonazepam, lorazepam, oxazepam, temazepam which met the protocol but also alprazolam, bromazepam, flurazepam which were not part of the agreed guideline medicine</p>

Study	Voyer, 2004⁷²²
	list, but percentage people prescribed each drug is not given. In line with the protocol the study is included and downgraded for indirectness of the population. It is reported that n=18 were prescribed lorazepam.
Setting	Two retirement residences for ambulatory seniors in the city of Laval (Quebec, Canada)
Study design	Qualitative interview study
Methods and analysis	<p>Participants' medication containers were inspected. Medications were classified using the Compendium of Pharmaceuticals and Specialties (Canadian Pharmaceutical Association 1998). To estimate the amount of BZD drug used in one week, the number of pills in containers was subtracted from the number counted one week earlier allowing for renewals, and average milligram daily consumption was calculated.</p> <p>All participants were interviewed in person by the first investigator. Interviews were directive and included 20 questions on reasons, duration and effects of BZD drug use and withdrawal experiences, attitudes and reactions from health professionals and relatives. Interviews lasted about 25 minutes and answers were written down by the interviewer and interview notes were reviewed by three investigators. A sub-sample of 11 participants showing heterogenous profiles and drug use patterns- duration of use, health status, polypharmacy were selected for a second interview, to enrich the quality of data.</p> <p>These participants were asked the same questions as previously, but these questions were more open-ended; they lasted approximately 60 minutes, were audio-recorded and then transcribed verbatim.</p> <p>All notes and transcripts were coded and analysed using Atlas-Ti software version 4. During an iterative coding process, participants' comments were abridged and grouped into three major categories: 1) reliance on BZDs, 2) descriptions of BZDs and 3) desirability of stopping BZDs. These data were used to understand patterns of BZD use.</p>
Findings	<p>Undesirability of stopping due to past experience of withdrawal: anxiety & sleep problems</p> <p>Nearly half of the respondents reported continuing to consume a BZD despite the belief that quitting would be desirable and having attempted to quit. A slight majority felt that quitting was undesirable, and experience of withdrawal could contribute to this attitude. 23 (51%) explained why stopping was not desirable, with some expressing fear that symptoms of anxiety would return if the drug were stopped. Some participants reported that stopping was not desirable because they were dependent with some evoking withdrawal symptoms. One particularly reported 'it is impossible to stop...I should probably have a placebo, because it's all in the head...It's not feasible really. After stopping I went crazy. Why make such a fuss about two little pills to sleep? At least let me sleep at night, let me be calm during the day.' Some indicated a desire to stop but that at the</p>

Study	Voyer, 2004⁷²²
	same time they did not want to distance themselves from the drugs completely, reporting: ; 'I could stop but I would keep the pills that are left over in case', 'If I stop completely and something happens and I don't sleep, at least I have them at hand, it's a relief to know that I have some' and 'let's say that I fall sick, something happens to me, it's the nerves, so that makes keeping the pills a contingency
Funding	Not stated
Limitations and applicability of evidence	Overall CASP rating: Serious concerns (due to the role of the researcher not being explored, the recruitment strategy with participants selected for a different project, the data analysis being unclear). Moderate concerns over applicability with at least some participants prescribed benzodiazepines that did not meet protocol

Appendix F GRADE tables

F.1 Quantitative evidence

F.1.1 Opioids

F.1.1.1 Withdrawal from opioids vs continuation on opioids


No evidence identified for comparison

F.1.1.2 Withdrawal from opioids vs withdrawal from placebo


Table 22: Clinical evidence profile: withdrawal from opioids vs withdrawal from placebo

Certainty assessment							No of patients		Effect		Certainty	Importance
No of studies	Study design	Risk of bias	Inconsistency	Indirectness	Imprecision	Other considerations	Withdrawal from opioids	withdrawal from placebo	Relative (95% CI)	Absolute (95% CI)		

Any withdrawal symptom (at week 5 = follow-up: 1 week-post last dose) (assessed with: assessed at appointment with psychiatrist to screen for possible withdrawal symptoms)

1	randomised trials	very serious ^a	not serious	not serious	serious ^b	none	0/57 (0.0%)	0/31 (0.0%) ^c	not estimable	0 fewer per 1,000 (from 50 fewer to 50 more) ^c	 VERY LOW	CRITICAL
---	-------------------	---------------------------	-------------	-------------	----------------------	------	-------------	--------------------------	---------------	---	--	----------

Moderate or severe aches and pains on the short opiate withdrawal scale (protocol outcome: specific withdrawal symptom; at follow-up 3-days after last patch removed) (assessed with: short opiate withdrawal scale consisted of 10 items rated on a 4-point Likert scale (0-3, none to severe).)

1	randomised trials	serious ^a	not serious	not serious	not serious	none	125/202 (61.9%)	122/197 (61.9%)	RR 1.00 (0.86 to 1.17)	0 fewer per 1,000 (from 87 fewer to 105 more)	 MODERATE	CRITICAL
---	-------------------	----------------------	-------------	-------------	-------------	------	-----------------	-----------------	------------------------	---	--	----------

Mild or moderate problems sleeping on the short opiate withdrawal scale (protocol outcome: specific withdrawal symptom; at follow-up 3-days after last patch removed) (assessed with: short opiate withdrawal scale consisted of 10 items rated on a 4-point Likert scale (0-3, none to severe).)

Medicines associated with dependence or withdrawal symptoms: Final Withdrawal Symptoms

Certainty assessment							No of patients		Effect		Certainty	Importance
No of studies	Study design	Risk of bias	Inconsistency	Indirectness	Imprecision	Other considerations	Withdrawal from opioids	withdrawal from placebo	Relative (95% CI)	Absolute (95% CI)		
1	randomised trials	serious ^a	not serious	not serious	very serious ^b	none	73/202 (36.1%)	73/197 (37.1%)	RR 0.98 (0.75 to 1.26)	7 fewer per 1,000 (from 93 fewer to 96 more)	VERY LOW	CRITICAL

Severe insomnia on the short opiate withdrawal scale (protocol outcome: specific withdrawal symptom; at follow-up 3-days after last patch removed) (assessed with: short opiate withdrawal scale consisted of 10 items rated on a 4-point Likert scale (0-3, none to severe).)

1	randomised trials	serious ^a	not serious	not serious	not serious	none	44/202 (21.8%)	16/197 (8.1%)	RR 2.68 (1.57 to 4.59)	136 more per 1,000 (from 46 more to 292 more)	MODERATE	CRITICAL
---	-------------------	----------------------	-------------	-------------	-------------	------	----------------	---------------	------------------------	---	----------	----------

Short opiate withdrawal scale score (protocol outcome: intensity of withdrawal symptoms; at follow-up 3 days after last patch removed) (assessed with: short opiate withdrawal scale consisted of 10 items rated on a 4-point Likert scale (0-3, none to severe). Total score range of possible scores 0-3 (top=poor outcome))

1	randomised trials	serious ^a	not serious	not serious	not serious	none	202	197	-	MD 0.27 final value higher (0.18 higher to 0.36 higher)	MODERATE	CRITICAL
---	-------------------	----------------------	-------------	-------------	-------------	------	-----	-----	---	---	----------	----------


Mild opioid withdrawal as assessed on COWS (protocol outcome: intensity of withdrawal symptoms; at follow-up 2 - <5 days after last dose) (assessed with: COWS based on 11 items of opioid withdrawal symptoms, each rated 0-5, higher values being worse. 5-12 is mild, 13-24 is moderate, 25-36 is moderately severe, > or equal to 36 is severe)^d

1	randomised trials	serious ^a	not serious	serious ^f	serious ^b	none	11/72 (15.3%)	0/23 (0.0%) ^c	Peto OR 4.38 (1.02 to 18.84)	150 more per 1,000 (from 50 more to 250 more) ^c	VERY LOW	CRITICAL
---	-------------------	----------------------	-------------	----------------------	----------------------	------	---------------	--------------------------	------------------------------	--	----------	----------


Moderate opioid withdrawal as assessed on COWS (protocol outcome: intensity of withdrawal symptoms; at follow-up 2 - <5 days after last dose) (assessed with: COWS based on 11 items of opioid withdrawal symptoms, each rated 0-5, higher values being worse. 5-12 is mild, 13-24 is moderate, 25-36 is moderately severe, > or equal to 36 is severe)^{de}

1	randomised trials	serious ^a	not serious	serious ^f	serious ^b	none	0/72 (0.0%)	0/23 (0.0%) ^c	not estimable	0 fewer per 1,000 (from 60 fewer to 60 more) ^c	VERY LOW	CRITICAL
---	-------------------	----------------------	-------------	----------------------	----------------------	------	-------------	--------------------------	---------------	---	----------	----------

Mild opioid withdrawal as assessed on COWS (protocol outcome: intensity of withdrawal symptoms; at follow-up ≥5 days after last dose) (assessed with: COWS based on 11 items of opioid withdrawal symptoms, each rated 0-5, higher values being worse. 5-12 is mild, 13-24 is moderate, 25-36 is moderately severe, > or equal to 36 is severe)^d

Certainty assessment							No of patients		Effect		Certainty	Importance
No of studies	Study design	Risk of bias	Inconsistency	Indirectness	Imprecision	Other considerations	Withdrawal from opioids	withdrawal from placebo	Relative (95% CI)	Absolute (95% CI)		
1	randomised trials	serious ^a	not serious	serious ^f	very serious ^b	none	11/154 (7.1%)	5/59 (8.5%)	RR 0.84 (0.31 to 2.32)	14 fewer per 1,000 (from 58 fewer to 112 more)	 VERY LOW	CRITICAL

Moderate opioid withdrawal as assessed on COWS (protocol outcome: intensity of withdrawal symptoms; at follow-up ≥ 5 days after last dose) (assessed with: COWS based on 11 items of opioid withdrawal symptoms, each rated 0-5, higher values being worse. 5-12 is mild, 13-24 is moderate, 25-36 is moderately severe, $>$ or equal to 36 is severe)^d

1	randomised trials	serious ^a	not serious	serious ^f	very serious ^b	none	2/154 (1.3%)	0/59 (0.0%) ^c	Peto OR 4.01 (0.18 to 89.47)	10 more per 1,000 (from 20 fewer to 40 more) ^c	 VERY LOW	CRITICAL
---	-------------------	----------------------	-------------	----------------------	---------------------------	------	--------------	--------------------------	------------------------------	---	--	----------

- a. Downgraded by 1 increment if the majority of the evidence was at high risk of bias, and downgraded by 2 increments if the majority of the evidence was at very high risk of bias
- b. Downgraded by 1 increment if the confidence interval crossed one MID and by 2 increments if the confidence interval crossed two MIDs (0.8 and 1.25 for dichotomous outcomes; $0.5 * \text{median of baseline SD of the intervention and control groups for continuous outcomes}$). For studies with zero events in both arms: no imprecision (sample size >350); serious imprecision (sample size $>70<350$); very serious imprecision (sample size <70). Continuous outcome MIDs were as follows: for short opiate withdrawal scale score: 0.14 ($0.5 * \text{SD for the final value for the control group used (as baseline values not available)}$)
- c. Absolute effect calculated from the risk difference due to zero events in one or both arms
- d. Study also reported the number of people with 'no withdrawal' as assessed on COWS. This was not analysed as it is the 'opposite' outcome and would be double counting. The COWS score was dichotomised: 5-12 is mild, 13-24 is moderate, 25-36 is moderately severe, $>$ or equal to 36 is severe. Presumably no-one had moderately severe or severe withdrawal, as the numbers in the other 3 categories add up to the total number of people in the study.
- e. Reviewer determined that no one had 'moderate withdrawal' at this timepoint due to number of people with 'no withdrawal' or 'mild withdrawal' adding up to the total number of participants
- f. It was unclear whether the placebo group were withdrawn from study medication during the taper phase.

F.1.2 Benzodiazepines

F.1.2.1 Withdrawal from benzodiazepines vs continuation on benzodiazepines

Table 23: Clinical evidence profile: withdrawal from benzodiazepines vs continuation on benzodiazepines

Medicines associated with dependence or withdrawal symptoms: Final Withdrawal Symptoms

Certainty assessment							No of patients		Effect		Certainty	Importance
No of studies	Study design	Risk of bias	Inconsistency	Indirectness	Imprecision	Other considerations	withdrawal from BZDs	continuation with BZDs	Relative (95% CI)	Absolute (95% CI)		

Intensity of withdrawal (protocol outcome: intensity of withdrawal symptoms at 3 weeks after discontinuation)

1	randomised trials	serious ^a	not serious	not serious	serious ^b	none	48	43	-	MD 2.1 higher (5.49 lower to 9.69 higher)	⊕⊕○○ LOW	CRITICAL
---	-------------------	----------------------	-------------	-------------	----------------------	------	----	----	---	--	-------------	----------

Intensity of withdrawal (protocol outcome: intensity of withdrawal symptoms at 4 weeks after discontinuation)

1	randomised trials	very serious ^a	not serious	not serious	very serious ^b	none	15	15	-	MD 49 higher (82.51 lower to 180.51 higher)	⊕○○○ VERY LOW	CRITICAL
---	-------------------	---------------------------	-------------	-------------	---------------------------	------	----	----	---	--	------------------	----------

Total BWC score (protocol outcome: intensity of withdrawal symptoms at the end of the taper period)

1	randomised trials	very serious ^a	not serious	not serious	very serious ^b	none	19	17	-	MD 1.8 higher (4.11 lower to 7.71 higher)	⊕○○○ VERY LOW	CRITICAL
---	-------------------	---------------------------	-------------	-------------	---------------------------	------	----	----	---	--	------------------	----------

a. Downgraded by 1 increment if the evidence was at high risk of bias and by 2 increments if the evidence was at very high risk of bias

b. Downgraded by 1 increment if the confidence interval crossed 1 MID and by 2 increments if the confidence interval crossed 2 MIDs. For continuous outcomes the MID was calculated as 3.0 for BWC, 8.1 for BSWQ and 68.3 for Withdrawal Symptom scale (0.5* median baseline SDs of intervention and control groups).


F.1.1.2.2 Withdrawal from benzodiazepines vs withdrawal from placebo

Table 24: Clinical evidence profile: withdrawal from benzodiazepines vs withdrawal from placebo


Certainty assessment							No of patients		Effect		Certainty	Importance
No of studies	Study design	Risk of bias	Inconsistency	Indirectness	Imprecision	Other considerations	withdrawal from BZDs	withdrawal from placebo	Relative (95% CI)	Absolute (95% CI)		

Patients with anxiety as a discontinuation emergent sign and symptom (protocol outcome: specific withdrawal symptom; at 25-26 weeks (1 week during taper and 1 week-post last dose))e


Medicines associated with dependence or withdrawal symptoms: Final
Withdrawal Symptoms

Certainty assessment							No of patients		Effect		Certainty	Importance
No of studies	Study design	Risk of bias	Inconsistency	Indirectness	Imprecision	Other considerations	withdrawal from BZDs	withdrawal from placebo	Relative (95% CI)	Absolute (95% CI)		
1	randomised trials	serious ^a	not serious	serious ^c	very serious ^b	none	8/100 (8.0%)	0/30 (0.0%)	Peto OR 3.95 (0.73 to 21.45)	80 more per 1,000 (from 10 more to 150 more) d	 VERY LOW	CRITICAL


Patients with headache as a discontinuation emergent sign and symptom (protocol outcome: specific withdrawal symptom; at 25-26 weeks (1 week during taper and 1 week-post last dose))^e

1	randomised trials	serious ^a	not serious	serious ^c	very serious ^b	none	2/100 (2.0%)	0/30 (0.0%)	Peto OR 3.71 (0.14 to 100.72)	20 more per 1,000 (from 30 fewer to 70 more) d	 VERY LOW	CRITICAL
---	-------------------	----------------------	-------------	----------------------	---------------------------	------	--------------	-------------	-------------------------------	--	--	----------


Patients with insomnia as a discontinuation emergent sign and symptom (protocol outcome: specific withdrawal symptom; at 25-26 weeks (1 week during taper and 1 week-post last dose))^e

1	randomised trials	serious ^a	not serious	serious ^c	very serious ^b	none	6/100 (6.0%)	2/30 (6.7%)	RR 0.90 (0.19 to 4.23)	7 fewer per 1,000 (from 54 fewer to 215 more)	 VERY LOW	CRITICAL
---	-------------------	----------------------	-------------	----------------------	---------------------------	------	--------------	-------------	-------------------------------	---	--	----------

Rebound- increase in anxiety of $\geq 50\%$ as measured with Hamilton anxiety scale compared with baseline (protocol outcome; specific withdrawal symptom during the discontinuation period)


1	randomised trials	very serious ^a	not serious	not serious	very serious ^b	none	3/19 (15.8%)	0/6 (0.0%)	Peto OR 4.20 (0.26 to 66.87)	160 more per 1,000 (from 100 fewer to 410 more) d	 VERY LOW	CRITICAL
---	-------------------	---------------------------	-------------	-------------	---------------------------	------	--------------	------------	------------------------------	---	--	----------

Rebound- increase in panic attacks of $\geq 100\%$ compared with baseline (protocol outcome; specific withdrawal symptom during the discontinuation period)

1	randomised trials	very serious ^a	not serious	not serious	very serious ^b	none	4/19 (21.1%)	1/6 (16.7%)	RR 1.26 (0.17 to 9.24)	43 more per 1,000 (from 138 fewer to 1,000 more)	 VERY LOW	CRITICAL
---	-------------------	---------------------------	-------------	-------------	---------------------------	------	--------------	-------------	-------------------------------	--	--	----------

Medicines associated with dependence or withdrawal symptoms: Final Withdrawal Symptoms

Certainty assessment							№ of patients		Effect		Certainty	Importance
№ of studies	Study design	Risk of bias	Inconsistency	Indirectness	Imprecision	Other considerations	withdrawal from BZDs	withdrawal from placebo	Relative (95% CI)	Absolute (95% CI)		
Rebound- Global Improvement Score ≤3 (indicating symptoms worse than at baseline) (protocol outcome; specific withdrawal symptom during the discontinuation period)												
1	randomised trials	very serious ^a	not serious	not serious	very serious ^b	none	4/19 (21.1%)	0/6 (0.0%)	Peto OR 4.50 (0.39 to 52.29)	210 more per 1,000 (from 50 fewer to 470 more) ^d	⊕○○○ VERY LOW	CRITICAL
Rebound- increase in anxiety of ≥10% as measured with Hamilton anxiety scale compared with baseline (protocol outcome; specific withdrawal symptom during the discontinuation period)												
1	randomised trials	very serious ^a	not serious	not serious	very serious ^b	none	7/19 (36.8%)	1/6 (16.7%)	RR 2.21 (0.34 to 14.54)	202 more per 1,000 (from 110 fewer to 1,000 more)	⊕○○○ VERY LOW	CRITICAL
Patients with any discontinuation emergent sign and symptom defined as a spontaneously reported adverse event (newly developed or worsening of existing adverse event) occurring during the discontinuation weeks(protocol outcome: any withdrawal symptom; at 25-26 weeks (1 week during taper and 1 week-post last dose))												
1	randomised trials	very serious ^a	not serious	serious ^c	serious ^b	none	28/100 (28.0%)	4/30 (13.3%)	RR 2.10 (0.80 to 5.51)	147 more per 1,000 (from 27 fewer to 601 more)	⊕○○○ VERY LOW	CRITICAL
Development of new symptoms (protocol outcome: any withdrawal symptom during discontinuation period)												
1	randomised trials	very serious ^a	not serious	not serious	very serious ^b	none	12/19 (63.2%)	2/6 (33.3%)	RR 1.89 (0.58 to 6.18)	297 more per 1,000 (from 140 fewer to 1,000 more)	⊕○○○ VERY LOW	CRITICAL
PWC score (protocol outcome: intensity of withdrawal symptoms; at post-intervention (immediately after 1 week taper))												
2	randomised trials	serious ^a	not serious	serious	serious ^c	none	87	93	-	MD 3.8 higher (1.92 higher to 5.69 higher)	⊕○○○ VERY LOW	CRITICAL

Certainty assessment							No of patients		Effect		Certainty	Importance
No of studies	Study design	Risk of bias	Inconsistency	Indirectness	Imprecision	Other considerations	withdrawal from BZDs	withdrawal from placebo	Relative (95% CI)	Absolute (95% CI)		
Increase in withdrawal symptoms of $\geq 100\%$ (protocol outcome: intensity of withdrawal symptoms during the discontinuation period)												
1	randomised trials	very serious ^a	not serious	not serious	very serious ^b	none	1/19 (5.3%)	1/6 (16.7%)	RR 0.32 (0.02 to 4.32)	113 fewer per 1,000 (from 163 fewer to 553 more)	 VERY LOW	CRITICAL

a. Downgraded by 1 increment if the evidence was at high risk of bias and by 2 increments if the evidence was at very high risk of bias.

b. Downgraded by 1 increment if the confidence interval crossed 1 MID and by 2 increments if the confidence interval crossed 2 MIDs. MID for dichotomous outcomes was 0.8 and 1.25. For continuous outcomes the MID was 0.5 * median of baseline SD of the intervention and control groups. Continuous outcome MIDs were as follows: for PWC score: 2.97 (0.5*SD for the change score for the control group used (as baseline or final values not available; change score control group SD only available for Feltner).

c. Participants in the placebo groups had previously been taking active medication; some participants leaving the study early also underwent the taper

d. Absolute effect calculated from the risk difference due to zero events in one or both arms

e. Specific discontinuation emergent signs and symptoms only reported in paper for those events which occurred in at least 5% of people

f. for the placebo group, it was unclear whether medication was stopped during the taper phase in both studies

F.1.3 Gabapentinoids

F.1.3.1 Withdrawal from gabapentinoids vs continuation on gabapentinoids

No evidence identified for comparison


F.1.3.2 Withdrawal from gabapentinoids vs withdrawal from placebo

Evidence identified for pregabalin for comparison. No evidence identified for gabapentin.


Table 25: Clinical evidence profile: withdrawal from gabapentinoids vs withdrawal from placebo

Certainty assessment							№ of patients		Effect		Certainty	Importance
№ of studies	Study design	Risk of bias	Inconsistency	Indirectness	Imprecision	Other considerations	Withdrawal from Pregabalin	withdrawal from placebo	Relative (95% CI)	Absolute (95% CI)		


Patients with any discontinuation emergent sign and symptom defined as a spontaneously reported adverse event (newly developed or worsening of existing adverse event) occurring during the discontinuation weeks (protocol outcome: any withdrawal symptom; at 25-26 weeks (1 week during taper and 1 week-post last dose))

1 ^a	randomised trials	serious ^b	not serious	serious ^c	very serious ^d	none	55/203 (27.1%)	13/59 (22.0%)	RR 1.23 (0.72 to 2.09)	51 more per 1,000 (from 62 fewer to 240 more)	 VERY LOW	CRITICAL
----------------	-------------------	----------------------	-------------	----------------------	---------------------------	------	----------------	---------------	---------------------------	---	---	----------


Patients with anxiety as a discontinuation emergent sign and symptom defined as a spontaneously reported adverse event (newly developed or worsening of existing adverse event) occurring during the discontinuation weeks (protocol outcome: specific withdrawal symptom; at 25-26 weeks (1 week during taper and 1 week-post last dose))^e

1 ^a	randomised trials	serious ^b	not serious	serious ^c	very serious ^d	none	7/203 (3.4%)	1/59 (1.7%)	RR 2.03 (0.26 to 16.21)	17 more per 1,000 (from 13 fewer to 258 more)	 VERY LOW	CRITICAL
----------------	-------------------	----------------------	-------------	----------------------	---------------------------	------	--------------	-------------	----------------------------	---	---	----------

Patients with headache as a discontinuation emergent sign and symptom defined as a spontaneously reported adverse event (newly developed or worsening of existing adverse event) occurring during the discontinuation weeks (protocol outcome: specific withdrawal symptom; at 25-26 weeks (1 week during taper and 1 week-post last dose))^e

1 ^a	randomised trials	serious ^b	not serious	serious ^c	very serious ^d	none	8/203 (3.9%)	2/59 (3.4%)	RR 1.16 (0.25 to 5.33)	5 more per 1,000 (from 25 fewer to 147 more)	 VERY LOW	CRITICAL
----------------	-------------------	----------------------	-------------	----------------------	---------------------------	------	--------------	-------------	---------------------------	--	--	----------

Patients with insomnia as a discontinuation emergent sign and symptom defined as a spontaneously reported adverse event (newly developed or worsening of existing adverse event) occurring during the discontinuation weeks (protocol outcome: specific withdrawal symptom; at 25-26 weeks (1 week during taper and 1 week-post last dose))^e

1 ^a	randomised trials	serious ^b	not serious	serious ^c	very serious ^d	none	21/203 (10.3%)	3/59 (5.1%)	RR 2.03 (0.63 to 6.58)	52 more per 1,000 (from 19 fewer to 284 more)	 VERY LOW	CRITICAL
----------------	-------------------	----------------------	-------------	----------------------	---------------------------	------	----------------	-------------	---------------------------	---	---	----------

PWC score (protocol outcome: intensity of withdrawal symptoms; at post-intervention (immediately after 1 week taper))

Certainty assessment							No of patients		Effect		Certainty	Importance
No of studies	Study design	Risk of bias	Inconsistency	Indirectness	Imprecision	Other considerations	Withdrawal from Pregabalin	withdrawal from placebo	Relative (95% CI)	Absolute (95% CI)		
4 ^f	randomised trials	serious ^b	not serious	serious ^g	serious ^d	none	212	93	-	MD 2.58 change score higher (1.04 higher to 4.13 higher)	⊕○○○ VERY LOW	CRITICAL

a. Withdrawal from low (150-300mg/day) and withdrawal from high (450-600mg/day) dose pregabalin arms combined for analysis as per protocol (no stratification by dose). Study also had 2 separate withdrawal from placebo arms, these were also combined for analysis. For dichotomous outcomes the number of events and number of people for the 2 arms were added together. For continuous outcomes, the mean and SD for the 2 arms combined was calculated.

b. Downgraded by 1 increment if the majority of the evidence was at high risk of bias, and downgraded by 2 increments if the majority of the evidence was at very high risk of bias

c. Participants in the placebo groups had previously been taking active medication; some participants leaving the study early also underwent the taper

d. Downgraded by 1 increment if the confidence interval crossed one MID and by 2 increments if the confidence interval crossed two MIDs (0.8 and 1.25 for dichotomous outcomes; 0.5 * median of baseline SD of the intervention and control groups for continuous outcomes). Continuous outcome MIDs were as follows: for PWC score: 2.97 (0.5*SD for the change score for the control group used (as baseline or final values not available; change score control group SD only available for Feltner)

e. Specific discontinuation emergent signs and symptoms only reported in paper for those events which occurred in at least 5% of people

f. 2 studies, each with 2 comparisons (high dose vs placebo and low dose vs placebo). Results from high and low dose not combined, as studies reported mean differences.

Therefore, each study appears as 2 comparisons: problem with the placebo arm being repeated twice addressed by halving the n in each of the repeated placebo arms to counteract the gain in statistical power from effectively double counting the placebo arm (this calculates a greater SE for the MD, conferring an appropriate reduction in precision to compensate for the placebo arm being used twice)

g. for the placebo group, it was unclear whether medication was stopped during the taper phase in both studies

F.1.4 Z-drugs

F.1.4.1 Withdrawal from Z-drugs vs continuation on Z-drugs

No evidence identified for comparison

F.1.4.2 Withdrawal from Z-drugs vs withdrawal from placebo

Table 26: Clinical evidence profile: withdrawal from Z-drugs vs withdrawal from placebo

Certainty assessment							No of patients		Effect		Certainty	Importance
No of studies	Study design	Risk of bias	Inconsistency	Indirectness	Imprecision	Other considerations	withdrawal from Z-drugs	withdrawal from placebo	Relative (95% CI)	Absolute (95% CI)		
1	randomised trials	not serious	not serious	not serious	not serious	none	282/612 (46.1%)	145/298 (48.7%)	RR 0.95 (0.82 to 1.09)	24 fewer per 1,000 (from 88 fewer to 44 more)	⊕⊕⊕⊕ HIGH	CRITICAL

Rebound insomnia (protocol outcome: specific withdrawal symptom at 14 days following abrupt taper). Overall rebound was a deterioration below individual mean pre-treatment values of the scores given on the visual analogue scales during the discontinuation period. A patient was counted as having rebound according to the following: deterioration in at least one of the three sleep quality parameters (a) sleep latency, (b) total sleep time, or (c) number of nocturnal awakenings; or deterioration in at least one parameter of daytime well-being defined as (d) a feeling of being refreshed on awakening in the morning, or as an impairment in daytime well-being as a result of (e) tiredness or (f) anxiety

F.1.5 Antidepressants

F.1.5.1 Withdrawal from antidepressants vs continuation on antidepressants


Table 27: Clinical evidence profile: withdrawal from other antidepressants vs continuation on other antidepressants

Certainty assessment							No of patients		Effect		Certainty	Importance
No of studies	Study design	Risk of bias	Inconsistency	Indirectness	Imprecision	Other considerations	discontinuation of other ADs	continuation of other ADs	Relative (95% CI)	Absolute (95% CI)		
2	randomised trials	serious ^a	serious ^b	not serious	Not serious	none	312	133	-	MD 0.14 lower (1.2 lower to 0.91 higher)	⊕⊕○○ LOW	CRITICAL


Total no. of emergent DESS symptoms (protocol outcome: intensity of withdrawal symptoms) during first 2 weeks of discontinuation

Rebound: return to a MADRS score equal to or higher than the original score at the entry of the acute treatment study (protocol outcome: specific withdrawal symptom during week 1 of discontinuation)


Medicines associated with dependence or withdrawal symptoms: Final Withdrawal Symptoms

Certainty assessment							No of patients		Effect		Certainty	Importance
No of studies	Study design	Risk of bias	Inconsistency	Indirectness	Imprecision	Other considerations	discontinuation of other ADs	continuation of other ADs	Relative (95% CI)	Absolute (95% CI)		
1	randomised trials	not serious	not serious	not serious	very serious ^c	none	0/27 (0.0%)	1/61 (1.6%)	Peto OR 0.24 (0.00 to 16.57)	20 fewer per 1,000 (from 80 fewer to 50 more) ^d	 LOW	CRITICAL


Rebound: return to a MADRS score equal to or higher than the original score at the entry of the acute treatment study (protocol outcome: specific withdrawal symptom during week 2 of discontinuation)

1	randomised trials	not serious	not serious	not serious	very serious ^c	none	0/27 (0.0%)	1/61 (1.6%)	Peto OR 0.24 (0.00 to 16.57)	20 fewer per 1,000 (from 80 fewer to 50 more) ^d	 LOW	CRITICAL
---	-------------------	-------------	-------------	-------------	---------------------------	------	-------------	-------------	--	--	--	----------


Nervousness/ anxiety (protocol outcome: specific withdrawal symptoms) during study weeks 1-4

1	randomised trials	very serious ^a	not serious	not serious	serious ^c	none	93/285 (32.6%)	19/72 (26.4%)	RR 1.24 (0.81 to 1.88)	63 more per 1,000 (from 50 fewer to 232 more)	 VERY LOW	CRITICAL
---	-------------------	---------------------------	-------------	-------------	----------------------	------	----------------	---------------	----------------------------------	---	---	----------

Elevated mood, feeling high (protocol outcome: specific withdrawal symptoms) during study weeks 1-4

1	randomised trials	very serious ^a	not serious	not serious	very serious ^c	none	9/285 (3.2%)	2/72 (2.8%)	RR 1.14 (0.25 to 5.15)	4 more per 1,000 (from 21 fewer to 115 more)	 VERY LOW	CRITICAL
---	-------------------	---------------------------	-------------	-------------	---------------------------	------	--------------	-------------	----------------------------------	--	---	----------

Irritability (protocol outcome: specific withdrawal symptoms) during study weeks 1-4

1	randomised trials	very serious ^a	not serious	not serious	not serious	none	134/285 (47.0%)	17/72 (23.6%)	RR 1.99 (1.29 to 3.07)	234 more per 1,000 (from 68 more to 489 more)	 LOW	CRITICAL
---	-------------------	---------------------------	-------------	-------------	-------------	------	-----------------	---------------	----------------------------------	---	--	----------

Sudden worsening of mood (protocol outcome: specific withdrawal symptoms) during study weeks 1-4

Medicines associated with dependence or withdrawal symptoms: Final Withdrawal Symptoms

Certainty assessment							No of patients		Effect		Certainty	Importance
No of studies	Study design	Risk of bias	Inconsistency	Indirectness	Imprecision	Other considerations	discontinuation of other ADs	continuation of other ADs	Relative (95% CI)	Absolute (95% CI)		
1	randomised trials	very serious ^a	not serious	not serious	serious ^c	none	69/285 (24.2%)	12/72 (16.7%)	RR 1.45 (0.83 to 2.53)	75 more per 1,000 (from 28 fewer to 255 more)	⊕○○○ VERY LOW	CRITICAL

Sudden outbursts of anger (protocol outcome: specific withdrawal symptoms) during study weeks 1-4

1	randomised trials	very serious ^a	not serious	not serious	very serious ^c	none	49/285 (17.2%)	10/72 (13.9%)	RR 1.24 (0.66 to 2.32)	33 more per 1,000 (from 47 fewer to 183 more)	⊕○○○ VERY LOW	CRITICAL
---	-------------------	---------------------------	-------------	-------------	---------------------------	------	----------------	---------------	---------------------------	--	------------------	----------

Sudden panic or anxiety attacks (protocol outcome: specific withdrawal symptoms) during study weeks 1-4

1	randomised trials	very serious ^a	not serious	not serious	very serious ^c	none	21/285 (7.4%)	6/72 (8.3%)	RR 0.88 (0.37 to 2.11)	10 fewer per 1,000 (from 53 fewer to 92 more)	⊕○○○ VERY LOW	CRITICAL
---	-------------------	---------------------------	-------------	-------------	---------------------------	------	---------------	-------------	---------------------------	--	------------------	----------

Bouts of crying or tearfulness (protocol outcome: specific withdrawal symptoms) during study weeks 1-4


1	randomised trials	very serious ^a	not serious	not serious	serious ^c	none	89/285 (31.2%)	12/72 (16.7%)	RR 1.87 (1.09 to 3.23)	145 more per 1,000 (from 15 more to 372 more)	⊕○○○ VERY LOW	CRITICAL
---	-------------------	---------------------------	-------------	-------------	----------------------	------	----------------	---------------	---------------------------	--	------------------	----------

Agitation (protocol outcome: specific withdrawal symptoms) during study weeks 1-4


1	randomised trials	very serious ^a	not serious	not serious	very serious ^c	none	77/285 (27.0%)	17/72 (23.6%)	RR 1.14 (0.72 to 1.81)	33 more per 1,000 (from 66 fewer to 191 more)	⊕○○○ VERY LOW	CRITICAL
---	-------------------	---------------------------	-------------	-------------	---------------------------	------	----------------	---------------	---------------------------	--	------------------	----------

Feeling unreal or detached (protocol outcome: specific withdrawal symptoms) during study weeks 1-4


Medicines associated with dependence or withdrawal symptoms: Final Withdrawal Symptoms

Certainty assessment							No of patients		Effect		Certainty	Importance
No of studies	Study design	Risk of bias	Inconsistency	Indirectness	Imprecision	Other considerations	discontinuation of other ADs	continuation of other ADs	Relative (95% CI)	Absolute (95% CI)		
1	randomised trials	very serious ^a	not serious	not serious	very serious ^c	none	29/285 (10.2%)	8/72 (11.1%)	RR 0.92 (0.44 to 1.92)	9 fewer per 1,000 (from 62 fewer to 102 more)	 VERY LOW	CRITICAL


Confusion or trouble concentrating (protocol outcome: specific withdrawal symptoms) during study weeks 1-4

1	randomised trials	very serious ^a	not serious	not serious	serious ^c	none	81/285 (28.4%)	15/72 (20.8%)	RR 1.36 (0.84 to 2.22)	75 more per 1,000 (from 33 fewer to 254 more)	 VERY LOW	CRITICAL
---	-------------------	---------------------------	-------------	-------------	----------------------	------	----------------	---------------	----------------------------------	---	---	----------


Forgetfulness or problems with memory (protocol outcome: specific withdrawal symptoms) during study weeks 1-4

1	randomised trials	very serious ^a	not serious	not serious	serious ^c	none	61/285 (21.4%)	7/72 (9.7%)	RR 2.20 (1.05 to 4.61)	117 more per 1,000 (from 5 more to 351 more)	 VERY LOW	CRITICAL
---	-------------------	---------------------------	-------------	-------------	----------------------	------	----------------	-------------	----------------------------------	--	---	----------

Mood swings (protocol outcome: specific withdrawal symptoms) during study weeks 1-4

1	randomised trials	very serious ^a	not serious	not serious	very serious ^c	none	48/285 (16.8%)	9/72 (12.5%)	RR 1.35 (0.69 to 2.62)	44 more per 1,000 (from 39 fewer to 203 more)	 VERY LOW	CRITICAL
---	-------------------	---------------------------	-------------	-------------	---------------------------	------	----------------	--------------	----------------------------------	---	---	----------

Trouble sleeping, insomnia (protocol outcome: specific withdrawal symptoms) during study weeks 1-4

1	randomised trials	very serious ^a	not serious	not serious	very serious ^c	none	108/285 (37.9%)	29/72 (40.3%)	RR 0.94 (0.68 to 1.29)	24 fewer per 1,000 (from 129 fewer to 117 more)	 VERY LOW	CRITICAL
---	-------------------	---------------------------	-------------	-------------	---------------------------	------	-----------------	---------------	----------------------------------	---	---	----------

Increased dreaming, nightmares (protocol outcome: specific withdrawal symptoms) during study weeks 1-4

Medicines associated with dependence or withdrawal symptoms: Final Withdrawal Symptoms

Certainty assessment							No of patients		Effect		Certainty	Importance
No of studies	Study design	Risk of bias	Inconsistency	Indirectness	Imprecision	Other considerations	discontinuation of other ADs	continuation of other ADs	Relative (95% CI)	Absolute (95% CI)		
1	randomised trials	very serious ^a	not serious	not serious	very serious ^c	none	72/285 (25.3%)	15/72 (20.8%)	RR 1.21 (0.74 to 1.98)	44 more per 1,000 (from 54 fewer to 204 more)	⊕○○○ VERY LOW	CRITICAL

Sweating more than usual (protocol outcome : specific withdrawal symptoms) during study weeks 1-4

1	randomised trials	very serious ^a	not serious	not serious	very serious ^c	none	33/285 (11.6%)	10/72 (13.9%)	RR 0.83 (0.43 to 1.61)	24 fewer per 1,000 (from 79 fewer to 85 more)	⊕○○○ VERY LOW	CRITICAL
---	-------------------	---------------------------	-------------	-------------	---------------------------	------	----------------	---------------	---------------------------	--	------------------	----------

Shaking, trembling (protocol outcome: specific withdrawal symptoms) during study weeks 1-4

1	randomised trials	very serious ^a	not serious	not serious	very serious ^c	none	18/285 (6.3%)	6/72 (8.3%)	RR 0.76 (0.31 to 1.84)	20 fewer per 1,000 (from 57 fewer to 70 more)	⊕○○○ VERY LOW	CRITICAL
---	-------------------	---------------------------	-------------	-------------	---------------------------	------	---------------	-------------	---------------------------	--	------------------	----------

Muscle tension or stiffness (protocol outcome: specific withdrawal symptoms) during study weeks 1-4

1	randomised trials	very serious ^a	not serious	not serious	serious ^c	none	51/285 (17.9%)	6/72 (8.3%)	RR 2.15 (0.96 to 4.81)	96 more per 1,000 (from 3 fewer to 317 more)	⊕○○○ VERY LOW	CRITICAL
---	-------------------	---------------------------	-------------	-------------	----------------------	------	----------------	-------------	---------------------------	---	------------------	----------

Muscle aches or pains (protocol outcome: specific withdrawal symptoms) during study weeks 1-4

1	randomised trials	very serious ^a	not serious	not serious	serious ^c	none	60/285 (21.1%)	7/72 (9.7%)	RR 2.17 (1.03 to 4.53)	114 more per 1,000 (from 3 more to 343 more)	⊕○○○ VERY LOW	CRITICAL
---	-------------------	---------------------------	-------------	-------------	----------------------	------	----------------	-------------	---------------------------	---	------------------	----------

Restless feeling in legs (protocol outcome: specific withdrawal symptoms) during study weeks 1-4

Medicines associated with dependence or withdrawal symptoms: Final Withdrawal Symptoms

Certainty assessment							No of patients		Effect		Certainty	Importance
No of studies	Study design	Risk of bias	Inconsistency	Indirectness	Imprecision	Other considerations	discontinuation of other ADs	continuation of other ADs	Relative (95% CI)	Absolute (95% CI)		
1	randomised trials	very serious ^a	not serious	not serious	very serious ^c	none	29/285 (10.2%)	6/72 (8.3%)	RR 1.22 (0.53 to 2.83)	18 more per 1,000 (from 39 fewer to 153 more)	⊕○○○ VERY LOW	CRITICAL

Muscle cramps, spasms, twitching (protocol outcome: specific withdrawal symptoms) during study weeks 1-4

1	randomised trials	very serious ^a	not serious	not serious	very serious ^c	none	37/285 (13.0%)	8/72 (11.1%)	RR 1.17 (0.57 to 2.40)	19 more per 1,000 (from 48 fewer to 156 more)	⊕○○○ VERY LOW	CRITICAL
---	-------------------	---------------------------	-------------	-------------	---------------------------	------	----------------	--------------	---------------------------	--	------------------	----------

Fatigue, tiredness (protocol outcome: specific withdrawal symptoms) during study weeks 1-4

1	randomised trials	very serious ^a	not serious	not serious	serious ^c	none	109/285 (38.2%)	24/72 (33.3%)	RR 1.15 (0.80 to 1.64)	50 more per 1,000 (from 67 fewer to 213 more)	⊕○○○ VERY LOW	CRITICAL
---	-------------------	---------------------------	-------------	-------------	----------------------	------	-----------------	---------------	---------------------------	--	------------------	----------

Unsteady gait or incoordination (protocol outcome: specific withdrawal symptoms) during study weeks 1-4

1	randomised trials	very serious ^a	not serious	not serious	serious ^c	none	29/285 (10.2%)	2/72 (2.8%)	RR 3.66 (0.89 to 14.99)	74 more per 1,000 (from 3 fewer to 389 more)	⊕○○○ VERY LOW	CRITICAL
---	-------------------	---------------------------	-------------	-------------	----------------------	------	----------------	-------------	----------------------------	---	------------------	----------

Blurred vision (protocol outcome: specific withdrawal symptoms) during study weeks 1-4

1	randomised trials	very serious ^a	not serious	not serious	very serious ^c	none	19/285 (6.7%)	6/72 (8.3%)	RR 0.80 (0.33 to 1.93)	17 fewer per 1,000 (from 56 fewer to 77 more)	⊕○○○ VERY LOW	CRITICAL
---	-------------------	---------------------------	-------------	-------------	---------------------------	------	---------------	-------------	---------------------------	--	------------------	----------

Sore eyes (protocol outcome: specific withdrawal symptoms) during study weeks 1-4

Medicines associated with dependence or withdrawal symptoms: Final Withdrawal Symptoms

Certainty assessment							No of patients		Effect		Certainty	Importance
No of studies	Study design	Risk of bias	Inconsistency	Indirectness	Imprecision	Other considerations	discontinuation of other ADs	continuation of other ADs	Relative (95% CI)	Absolute (95% CI)		
1	randomised trials	very serious ^a	not serious	not serious	very serious ^c	none	19/285 (6.7%)	3/72 (4.2%)	RR 1.60 (0.49 to 5.26)	25 more per 1,000 (from 21 fewer to 178 more)	⊕○○○ VERY LOW	CRITICAL

Uncontrolled mouth/ tongue movements (protocol outcome: specific withdrawal symptoms) during study weeks 1-4

1	randomised trials	very serious ^c	not serious	not serious	very serious ^c	none	2/285 (0.7%)	2/72 (2.8%)	RR 0.25 (0.04 to 1.76)	21 fewer per 1,000 (from 27 fewer to 21 more)	⊕○○○ VERY LOW	CRITICAL
---	-------------------	---------------------------	-------------	-------------	---------------------------	------	--------------	-------------	----------------------------------	---	------------------	----------

Problems with speech or speaking clearly (protocol outcome: specific withdrawal symptoms) during study weeks 1-4

1	randomised trials	very serious ^a	not serious	not serious	very serious ^c	none	13/285 (4.6%)	3/72 (4.2%)	RR 1.09 (0.32 to 3.74)	4 more per 1,000 (from 28 fewer to 114 more)	⊕○○○ VERY LOW	CRITICAL
---	-------------------	---------------------------	-------------	-------------	---------------------------	------	---------------	-------------	----------------------------------	--	------------------	----------

Headache (protocol outcome: specific withdrawal symptoms) during study weeks 1-4

1	randomised trials	very serious ^a	not serious	not serious	not serious	none	0/285 (0.0%)	0/72 (0.0%)	not estimable	0 more per 1,000 (from 20 fewer to 20 more) ^d	⊕⊕○○ LOW	CRITICAL
---	-------------------	---------------------------	-------------	-------------	-------------	------	--------------	-------------	---------------	--	-------------	----------

Increased saliva in mouth (protocol outcome: specific withdrawal symptoms) during study weeks 1-4

1	randomised trials	very serious ^a	not serious	not serious	very serious ^c	none	7/285 (2.5%)	0/72 (0.0%)	Peto OP 3.58 (0.56 to 23.01)	20 more per 1,000 (from 0 fewer to 50 more) ^d	⊕○○○ VERY LOW	CRITICAL
---	-------------------	---------------------------	-------------	-------------	---------------------------	------	--------------	-------------	--	--	------------------	----------

Dizziness, light headedness or sensation of spinning (protocol outcome: specific withdrawal symptoms) during study weeks 1-4

Medicines associated with dependence or withdrawal symptoms: Final Withdrawal Symptoms

Certainty assessment							No of patients		Effect		Certainty	Importance
No of studies	Study design	Risk of bias	Inconsistency	Indirectness	Imprecision	Other considerations	discontinuation of other ADs	continuation of other ADs	Relative (95% CI)	Absolute (95% CI)		
1	randomised trials	very serious ^a	not serious	not serious	not serious	none	77/285 (27.0%)	6/72 (8.3%)	RR 3.24 (1.47 to 7.14)	187 more per 1,000 (from 39 more to 512 more)	⊕⊕○○ LOW	CRITICAL

Nose running (protocol outcome: specific withdrawal symptoms) during study weeks 1-4

1	randomised trials	very serious ^a	not serious	not serious	very serious ^c	none	43/285 (15.1%)	10/72 (13.9%)	RR 1.09 (0.57 to 2.06)	13 more per 1,000 (from 60 fewer to 147 more)	⊕○○○ VERY LOW	CRITICAL
---	-------------------	---------------------------	-------------	-------------	---------------------------	------	----------------	---------------	----------------------------------	---	------------------	----------

Shortness of breath (protocol outcome: specific withdrawal symptoms) during study weeks 1-4

1	randomised trials	very serious ^a	not serious	not serious	very serious ^c	none	16/285 (5.6%)	3/72 (4.2%)	RR 1.35 (0.40 to 4.50)	15 more per 1,000 (from 25 fewer to 146 more)	⊕○○○ VERY LOW	CRITICAL
---	-------------------	---------------------------	-------------	-------------	---------------------------	------	---------------	-------------	----------------------------------	---	------------------	----------

Chills (protocol outcome: specific withdrawal symptoms) during study weeks 1-4


1	randomised trials	very serious ^a	not serious	not serious	very serious ^c	none	15/285 (5.3%)	6/72 (8.3%)	RR 0.63 (0.25 to 1.57)	31 fewer per 1,000 (from 63 fewer to 48 more)	⊕○○○ VERY LOW	CRITICAL
---	-------------------	---------------------------	-------------	-------------	---------------------------	------	---------------	-------------	----------------------------------	---	------------------	----------

Fever (protocol outcome: specific withdrawal symptoms) during study weeks 1-4


1	randomised trials	very serious ^a	not serious	not serious	serious ^c	none	8/285 (2.8%)	6/72 (8.3%)	RR 0.34 (0.12 to 0.94)	55 fewer per 1,000 (from 73 fewer to 5 fewer)	⊕○○○ VERY LOW	CRITICAL
---	-------------------	---------------------------	-------------	-------------	----------------------	------	--------------	-------------	----------------------------------	---	------------------	----------

Vomiting (protocol outcome: specific withdrawal symptoms) during study weeks 1-4


Medicines associated with dependence or withdrawal symptoms: Final Withdrawal Symptoms

Certainty assessment							No of patients		Effect		Certainty	Importance
No of studies	Study design	Risk of bias	Inconsistency	Indirectness	Imprecision	Other considerations	discontinuation of other ADs	continuation of other ADs	Relative (95% CI)	Absolute (95% CI)		
1	randomised trials	very serious ^a	not serious	not serious	very serious ^c	none	7/285 (2.5%)	3/72 (4.2%)	RR 0.59 (0.16 to 2.22)	17 fewer per 1,000 (from 35 fewer to 51 more)	 VERY LOW	CRITICAL


Nausea (protocol outcome: specific withdrawal symptoms) during study weeks 1-4

1	randomised trials	very serious ^a	not serious	not serious	very serious ^c	none	40/285 (14.0%)	12/72 (16.7%)	RR 0.84 (0.47 to 1.52)	27 fewer per 1,000 (from 88 fewer to 87 more)	 VERY LOW	CRITICAL
---	-------------------	---------------------------	-------------	-------------	---------------------------	------	----------------	---------------	----------------------------------	---	---	----------


Diarrhoea (protocol outcome: specific withdrawal symptoms) during study weeks 1-4

1	randomised trials	very serious ^a	not serious	not serious	very serious ^c	none	31/285 (10.9%)	5/72 (6.9%)	RR 1.57 (0.63 to 3.89)	40 more per 1,000 (from 26 fewer to 201 more)	 VERY LOW	CRITICAL
---	-------------------	---------------------------	-------------	-------------	---------------------------	------	----------------	-------------	----------------------------------	---	---	----------

Stomach cramps (protocol outcome: specific withdrawal symptoms) during study weeks 1-4


1	randomised trials	very serious ^a	not serious	not serious	very serious ^c	none	26/285 (9.1%)	5/72 (6.9%)	RR 1.31 (0.52 to 3.30)	22 more per 1,000 (from 33 fewer to 160 more)	 VERY LOW	CRITICAL
---	-------------------	---------------------------	-------------	-------------	---------------------------	------	---------------	-------------	----------------------------------	---	---	----------

Stomach bloating (protocol outcome: specific withdrawal symptoms) during study weeks 1-4


1	randomised trials	very serious ^a	not serious	not serious	very serious ^c	none	30/285 (10.5%)	5/72 (6.9%)	RR 1.52 (0.61 to 3.77)	36 more per 1,000 (from 27 fewer to 192 more)	 VERY LOW	CRITICAL
---	-------------------	---------------------------	-------------	-------------	---------------------------	------	----------------	-------------	----------------------------------	---	---	----------

Unusual visual sensations (protocol outcome: specific withdrawal symptoms) during study weeks 1-4


Medicines associated with dependence or withdrawal symptoms: Final Withdrawal Symptoms

Certainty assessment							No of patients		Effect		Certainty	Importance
No of studies	Study design	Risk of bias	Inconsistency	Indirectness	Imprecision	Other considerations	discontinuation of other ADs	continuation of other ADs	Relative (95% CI)	Absolute (95% CI)		
1	randomised trials	very serious ^a	not serious	not serious	very serious ^c	none	12/285 (4.2%)	5/72 (6.9%)	RR 0.61 (0.22 to 1.67)	27 fewer per 1,000 (from 54 fewer to 47 more)	 VERY LOW	CRITICAL


Burning, numbness (protocol outcome: specific withdrawal symptoms) during study weeks 1-4

1	randomised trials	very serious ^a	not serious	not serious	very serious ^c	none	19/285 (6.7%)	2/72 (2.8%)	RR 2.40 (0.57 to 10.07)	39 more per 1,000 (from 12 fewer to 252 more)	 VERY LOW	CRITICAL
---	-------------------	---------------------------	-------------	-------------	---------------------------	------	---------------	-------------	----------------------------	--	---	----------


Unusual sensitivity to sound (protocol outcome: specific withdrawal symptoms) during study weeks 1-4

1	randomised trials	very serious ^a	not serious	not serious	serious ^c	none	11/285 (3.9%)	7/72 (9.7%)	RR 0.40 (0.16 to 0.99)	58 fewer per 1,000 (from 82 fewer to 1 fewer)	 VERY LOW	CRITICAL
---	-------------------	---------------------------	-------------	-------------	----------------------	------	---------------	-------------	---------------------------	--	---	----------

Ringling or noises in the ears (protocol outcome: specific withdrawal symptoms) during study weeks 1-4

1	randomised trials	very serious ^a	not serious	not serious	very serious ^c	none	18/285 (6.3%)	5/72 (6.9%)	RR 0.91 (0.35 to 2.37)	6 fewer per 1,000 (from 45 fewer to 95 more)	 VERY LOW	CRITICAL
---	-------------------	---------------------------	-------------	-------------	---------------------------	------	---------------	-------------	---------------------------	---	---	----------

Unusual tastes or smells (protocol outcome: specific withdrawal symptoms) during study weeks 1-4

1	randomised trials	very serious ^a	not serious	not serious	very serious ^c	none	9/285 (3.2%)	1/72 (1.4%)	RR 2.27 (0.29 to 17.66)	18 more per 1,000 (from 10 fewer to 231 more)	 VERY LOW	CRITICAL
---	-------------------	---------------------------	-------------	-------------	---------------------------	------	--------------	-------------	----------------------------	--	---	----------

a. Downgraded by 1 increment if the evidence was at high risk of bias and by 2 increments if the evidence was at very high risk of bias. For the total number of emergent DESS symptoms, 43.8% of the evidence was at very high risk of bias, and 56.2% of the evidence was at low risk of bias.

b. I²=69%; p=0.07

c. Downgraded by 1 increment if the confidence interval crossed 1 MID and by 2 increments if the confidence interval crossed 2 MIDs. MID for dichotomous outcomes was 0.8 and 1.25. For the number of DESS the MID was calculated as 2.63 (0.5*median final SDs of control groups).

d. Absolute effect calculated from the risk difference due to zero events in one or both arms.

Table 28: Clinical evidence profile: withdrawal from SSRI antidepressants vs continuation on SSRI antidepressants

Certainty assessment							No of patients		Effect		Certainty	Importance
No of studies	Study design	Risk of bias	Inconsistency	Indirectness	Imprecision	Other considerations	discontinuation of SSRIs	no withdrawal of SSRIs	Relative (95% CI)	Absolute (95% CI)		
Total no. of emergent DESS symptoms (protocol outcome: intensity of withdrawal symptoms at 2 weeks post-abrupt discontinuation)												
2	randomised trials	very serious ^a	not serious	not serious	none	none	43	61	-	MD 0.69 higher (0.16 higher to 1.22 higher)	⊕⊕○○ LOW	CRITICAL
Rebound: return to a MADRS score equal to or higher than the original score at the entry of the acute treatment study (protocol outcome: specific withdrawal symptom 2 weeks post-abrupt discontinuation)												
1	randomised trials	not serious	not serious	not serious	very serious ^b	none	1/43 (2.3%)	2/61 (3.3%)	RR 0.71 (0.07 to 7.58)	10 fewer per 1,000 (from 30 fewer to 216 more)	⊕⊕○○ LOW	CRITICAL
Discontinuation Emergent Signs and Symptoms (DESS) score of ≥4 (protocol outcome: intensity of withdrawal symptoms at 2 weeks post-abrupt discontinuation)												
1	randomised trials	very serious ^a	not serious	not serious	serious ^b	none	29/181 (16.0%)	15/190 (7.9%)	RR 2.03 (1.13 to 3.66)	81 more per 1,000 (from 10 more to 210 more)	⊕○○○ VERY LOW	CRITICAL

a. Downgraded by 1 increment if the evidence was at high risk of bias and by 2 increments if the evidence was at very high risk of bias.


b. Downgraded by 1 increment if the confidence interval crossed 1 MID and by 2 increments if the confidence interval crossed 2 MIDs. MID for dichotomous outcomes was 0.8 and 1.25. For continuous outcomes (DESS score): 1.75 (0.5*SD for the final value score for the control group used (as baseline values not available; final value control group SD only available for Montgomery 2004)).

F.1.5.2 Withdrawal from antidepressants vs withdrawal from placebo


Table 29: Clinical evidence profile: withdrawal from other antidepressants vs withdrawal from placebo

Certainty assessment							No of patients		Effect		Certainty	Importance
No of studies	Study design	Risk of bias	Inconsistency	Indirectness	Imprecision	Other considerations	withdrawal from ADs	withdrawal from placebo	Relative (95% CI)	Absolute (95% CI)		


Withdrawal symptoms during discontinuation (protocol outcome: any withdrawal symptom during the discontinuation period)

6	randomised trials	very serious ^a	not serious	serious ^d	not serious	none	207/1029 (20.1%)	116/799 (14.5%)	RR 1.53 (1.26 to 1.87)	77 more per 1,000 (from 38 more to 126 more)	 VERY LOW	CRITICAL
---	-------------------	---------------------------	-------------	----------------------	-------------	------	------------------	-----------------	---------------------------	---	---	----------


Withdrawal symptoms (protocol outcome: any withdrawal symptom at 3 days after discontinuation of treatment)

1	randomised trials	serious ^a	not serious	not serious	serious ^b	none	7/9 (77.8%)	2/9 (22.2%)	RR 3.50 (0.98 to 12.48)	556 more per 1,000 (from 4 fewer to 1,000 more)	 LOW	CRITICAL
---	-------------------	----------------------	-------------	-------------	----------------------	------	-------------	-------------	----------------------------	--	--	----------

Headache as a DEAE (protocol outcome: specific withdrawal symptom during the discontinuation period)

1	randomised trials	serious ^a	not serious	serious	serious ^b	none	23/190 (12.1%)	13/185 (7.0%)	RR 1.72 (0.90 to 3.30)	51 more per 1,000 (from 7 fewer to 162 more)	 VERY LOW	CRITICAL
---	-------------------	----------------------	-------------	---------	----------------------	------	----------------	---------------	---------------------------	---	--	----------

Insomnia as a DEAE (protocol outcome: specific withdrawal symptom during the discontinuation period)

1	randomised trials	serious ^a	not serious	serious	very serious ^b	none	13/190 (6.8%)	11/185 (5.9%)	RR 1.15 (0.53 to 2.50)	9 more per 1,000 (from 28 fewer to 89 more)	 VERY LOW	CRITICAL
---	-------------------	----------------------	-------------	---------	---------------------------	------	---------------	---------------	---------------------------	--	---	----------

Nausea as a DEAE (protocol outcome: specific withdrawal symptom during the discontinuation period)

Medicines associated with dependence or withdrawal symptoms: Final Withdrawal Symptoms

Certainty assessment							No of patients		Effect		Certainty	Importance
No of studies	Study design	Risk of bias	Inconsistency	Indirectness	Imprecision	Other considerations	withdrawal from ADs	withdrawal from placebo	Relative (95% CI)	Absolute (95% CI)		
1	randomised trials	serious ^a	not serious	serious	not serious	none	27/190 (14.2%)	9/185 (4.9%)	RR 2.92 (1.41 to 6.04)	93 more per 1,000 (from 20 more to 245 more)	⊕⊕○○ LOW	CRITICAL

Dizziness as a DEAE (protocol outcome: specific withdrawal symptom during the discontinuation period)

1	randomised trials	very serious ^a	not serious	serious ^c	very serious ^b	none	6/95 (6.3%)	3/110 (2.7%)	RR 2.32 (0.60 to 9.01)	36 more per 1,000 (from 11 fewer to 218 more)	⊕○○○ VERY LOW	CRITICAL
---	-------------------	---------------------------	-------------	----------------------	---------------------------	------	-------------	--------------	---------------------------	--	------------------	----------

Mild adverse events (protocol outcome: intensity of withdrawal symptoms at mean 5 days after discontinuation of treatment)

1	randomised trials	serious ^a	not serious	not serious	very serious ^b	none	9	9	-	MD 1.5 higher (0.49 higher to 2.51 higher)	⊕○○○ VERY LOW	CRITICAL
---	-------------------	----------------------	-------------	-------------	---------------------------	------	---	---	---	---	------------------	----------

Moderate adverse events (protocol outcome: intensity of withdrawal symptoms at mean 5 days after discontinuation of treatment)

1	randomised trials	serious ^a	not serious	not serious	very serious ^b	none	9	9	-	MD 0.9 higher (0.55 lower to 2.35 higher)	⊕○○○ VERY LOW	CRITICAL
---	-------------------	----------------------	-------------	-------------	---------------------------	------	---	---	---	--	------------------	----------

a. Downgraded by 1 increment if the evidence was at high risk of bias and by 2 increments if the evidence was at very high risk of bias. For the withdrawal symptoms during discontinuation outcome, the majority of the evidence was at very high risk of bias.

b. Downgraded by 1 increment if the confidence interval crossed 1 MID and by 2 increments if the confidence interval crossed 2 MIDs. MID for dichotomous outcomes was 0.8 and 1.25. For continuous outcomes the MID was calculated as 0.2 for number of mild adverse events and 0.35 number of mild adverse events (0.5* control group SD final value).

c. unclear if placebo was withdrawn or not during the taper phase

d. in 3/6 studies, participants in the placebo groups had previously been taking active medication; in 4/6 studies it was unclear if placebo was withdrawn or not during the taper phase

e. participants in the placebo groups had previously been taking active medication

F.2 Qualitative evidence

F.2.1 Opioids

Table 30: Summary of evidence: Opioids: Review finding 1

Study design and sample size			Quality assessment		
Number of studies contributing to the finding	Design	Finding	Criteria	Rating	Overall assessment of confidence
Worsening of symptoms for which the medication was prescribed					
2	Focus groups and interviews (1 study); semi-structured focus groups (1 study)	People experienced worsening pain symptoms with original symptoms such as back pain getting worse with tapering.	Limitations	Minor limitations ^a	LOW
			Coherence	No concerns about coherence	
			Relevance	No concerns about relevance	
			Adequacy	Serious concerns about adequacy	

(a) Two studies with very minor to minor limitations; minor concerns over methodological limitations due to the potential influence of the researcher not being discussed in both studies^{235, 272} and minor possibility of selection bias in patients interviewed in one study²⁷²; no concerns about coherence; no concerns over relevance; serious concerns about adequacy with the finding emerging from two studies with limited information.

Table 31: Summary of evidence: Opioids: Review finding 2

Study design and sample size			Quality assessment		
Number of studies contributing to the finding	Design	Finding	Criteria	Rating	Overall assessment of confidence
Fluctuations/Variability in withdrawal symptoms					
1	Focus groups and interviews (1 study)	Symptoms experienced during tapering such as pain and the need for opioids fluctuated from day to day, getting better or worse.	Limitations	Minor limitations ^a	MODERATE
			Coherence	No concerns about coherence	
			Relevance	No concerns about relevance	
			Adequacy	Minor concerns about adequacy	

(a) One study with minor limitations; minor concerns over methodological limitations due to the potential influence of the researcher not being discussed and minor possibility of selection bias in patients interviewed²⁷²; no concerns about coherence; no concerns over relevance; minor concerns about adequacy with sufficient information to support the finding but coming from one study.

Table 32: Summary of evidence: Opioids: Review finding 3

Study design and sample size		Finding	Quality assessment		Overall assessment of confidence
Number of studies contributing to the finding	Design		Criteria	Rating	
Fear of pain exacerbation and withdrawal					
3	Semi-structured interviews (1 study); Focus groups and interviews (1 study); In-depth interviews (1 study)	The experience of fear of worse pain and loss of function associated with past opioid withdrawal was central in the experience of tapering and warranted management as it could lead to an exacerbation of pain or prevent future tapering attempts.	Limitations	Minor limitations ^a	LOW
			Coherence	No concerns about coherence	
			Relevance	Moderate concerns about relevance	
			Adequacy	No concerns about adequacy	

(a) *Three studies with minor limitations; minor concerns over methodological limitations with nothing to lower our confidence in one study²¹⁶, minor concerns in one study due to the potential influence of the researcher not being discussed and minor possibility of selection bias in patients interviewed²⁷², due to the influence of the researcher not being discussed in one study⁷⁰⁴; no concerns about coherence; serious concerns over relevance with no concerns in two studies^{216, 272} but moderate concerns in one study due to some participants combining codeine with illicit drug use and currently being on methadone maintenance potentially for withdrawal of other medicines which could influence their experience of codeine withdrawal or whose experience may differ from that of people not on methadone maintenance⁷⁰⁴ and due to fear over withdrawal potentially not being an actual withdrawal symptom despite having been explicitly reported as such in one study²⁷²; no concerns about adequacy with sufficient information to support the theme.*

Table 33: Summary of evidence: Opioids: Review finding 4

Study design and sample size		Finding	Quality assessment		Overall assessment of confidence
Number of studies contributing to the finding	Design		Criteria	Rating	
Increased pain levels and headaches					
4	Focus groups and interviews (1 study); Mixed method study involving qualitative interviews (1 study) In-depth interviews (2 studies)	Increased physical pain including headaches, cramps, pain in the legs and arms were experienced by people as a result of opioid (including codeine) reduction, the intensity of which could often vary from physical discomfort to 'screaming pain' depending on adherence to the tapering plan.	Limitations Coherence Relevance Adequacy	Minor limitations ^a No concerns about coherence Moderate concerns about relevance No concerns about adequacy	LOW

(a) *Four studies with minor to moderate limitations; minor concerns over methodological limitations with moderate concerns in one study due to role of the researcher not being discussed and limited relevance of the study aim to the review topic with very limited information to contribute to the review⁶³³ but minor concerns in the other three contributing studies due to the potential influence of the researcher on the findings not being discussed^{272, 704, 705} and also minor possibility of selection bias in patients interviewed in one²⁷²; no concerns about coherence; moderate concerns over relevance due to moderate concerns across the majority of contributing studies due to some participants combining codeine with illicit drug use in two studies^{704, 705} and with participants in one study being pain service users receiving an individually tailored one-to-one tapering program whose experience of withdrawal may differ to that of people with no access to similar support⁶³³; no concerns about adequacy with sufficient information from four studies to support the theme.*

Table 34: Summary of evidence: Opioids: Review finding 5

Study design and sample size		Finding	Quality assessment		Overall assessment of confidence
Number of studies contributing to the finding	Design		Criteria	Rating	
Gastrointestinal problems					
3	Focus groups and interviews (1 study); In-depth interviews (1 study); semi-structured interviews (1 study)	People tapering off opioids and codeine misusers and dependents reported withdrawal symptoms including stomach sickness or pain, emesis, vomiting, diarrhoea and loss of appetite which were described as very unpleasant and, in some cases, supported continued use.	Limitations	Minor limitations ^a	MODERATE
			Coherence	No concerns about coherence	
			Relevance	No concerns about relevance	
			Adequacy	Minor concerns about adequacy	

(a) *Three studies with minor limitations; minor concerns over methodological limitations due to the potential influence of the researcher on the findings not being discussed in two studies^{272, 704} and also minor possibility of selection bias in patients interviewed in one study²⁷² and nothing to lower our confidence in one study²¹⁶; no concerns about coherence; no concerns over relevance with moderate concerns in one study due to some participants combining codeine with illicit drug use⁷⁰⁴ but no concerns in the other two contributing studies; minor concerns about adequacy with the theme supported by three studies but with relatively limited information from each study.*

Table 35: Summary of evidence: Opioids: Review finding 6

Study design and sample size		Finding	Quality assessment		Overall assessment of confidence
Number of studies contributing to the finding	Design		Criteria	Rating	
Sweating, 'cold shakes', fever					
5	In-depth interviews (2 studies); semi-structured interviews (1 study); mixed method study involving qualitative interviews (1 study); semi-structured focus groups (1 study)	People tapering off opioids including codeine experienced sweating, 'cold shakes', cold and hot sweats and fever.	Limitations	Minor limitations ^a	VERY LOW
			Coherence	Minor concerns about coherence	
			Relevance	Moderate concerns about relevance	
			Adequacy	Minor concerns about adequacy	

(a) Five studies with no to moderate limitations; minor concerns over methodological limitations with moderate concerns in one study due to role of the researcher not being discussed and limited relevance of the study aim to the review topic with very limited information to contribute to the review⁶³³ but nothing to lower our confidence in one study²¹⁶ and minor concerns in three studies due to the potential influence of the researcher on the findings not being discussed^{235, 704, 705}; minor concerns about coherence with participants across contributing studies reporting those similar-nature symptoms but with not all symptoms reported across the four studies; moderate concerns over relevance due to moderate concerns in the majority of contributing studies due to some participants combining codeine with illicit drug use in two studies^{704, 705} and with participants in one study being pain service users receiving an individually tailored one-to-one tapering program whose experience of withdrawal may differ to that of people with no access to similar support⁶³³; minor concerns about adequacy with the theme supported by five studies but with relatively limited information from each study.

Table 36: Summary of evidence: Opioids: Review finding 7

Study design and sample size			Quality assessment		
Number of studies contributing to the finding	Design	Finding	Criteria	Rating	Overall assessment of confidence
Sleep problems					
2	In-depth interviews (2 studies)	Experiencing insomnia and disturbed sleep patterns were barriers to stopping codeine misuse.	Limitations	Minor limitations ^a	VERY LOW
			Coherence	No concerns about coherence	
			Relevance	Moderate concerns about relevance	
			Adequacy	Serious concerns about adequacy	

(a) *Two studies with minor limitations; minor concerns over methodological limitations due to the potential influence of the researcher on the findings not being discussed in both contributing studies^{704, 705} and no further concerns to lower our confidence; no concerns about coherence; moderate concerns over applicability due to some participants in both contributing studies combining codeine with illicit drug use and participants of one study also currently being on methadone maintenance potentially for withdrawal of other medicines which could influence their experience of codeine withdrawal or whose experience may differ from that of people not on methadone maintenance⁷⁰⁴; serious concerns about adequacy with very limited information to support the theme.*

Table 37: Summary of evidence: Opioids: Review finding 8

Study design and sample size			Quality assessment		
Number of studies contributing to the finding	Design	Finding	Criteria	Rating	Overall assessment of confidence
Mood problems					
3	In-depth interviews (2 studies); semi-structured focus groups (1 study)	Long-term opioid users and codeine misusers and dependents reported psychological pain, fear, crying, self-pity, irritability, anxiety attacks, aggression and feeling very agitated, which appeared to contribute to sustained misuse or needed separate management with medication.	Limitations	Minor limitations ^a	VERY LOW
			Coherence	No concerns about coherence	
			Relevance	Moderate concerns about relevance	
			Adequacy	Serious concerns about adequacy	

(a) *Three studies with minor limitations; minor concerns over methodological limitations due to the potential influence of the researcher on the findings not being discussed across contributing studies^{235, 704, 705} and no further concerns to lower our confidence; no concerns about coherence; moderate concerns over applicability due to some participants in two contributing studies^{704, 705} combining codeine with illicit drug use and participants of one study also currently being on methadone maintenance potentially for withdrawal of other medicines which could influence their experience of codeine withdrawal or whose experience may differ from that of people not on methadone maintenance⁷⁰⁴; serious concerns about adequacy with very limited information to support the theme.*

Table 38: Summary of evidence: Opioids: Review finding 9

Study design and sample size			Quality assessment		
Number of studies contributing to the finding	Design	Finding	Criteria	Rating	Overall assessment of confidence
Cravings					
2	In-depth interviews (2 studies)	Codeine misusers and dependents experienced strong cravings, with some resorting to illicit drugs (cannabis) to manage them, which often led to relapses whereas using drugs that acted on cravings to treat dependence (suboxone) were reported to lead to instant stopping.	Limitations	Minor limitations ^a	VERY LOW
			Coherence	No concerns about coherence	
			Relevance	Moderate concerns about relevance	
			Adequacy	Serious concerns about adequacy	

(a) *Two studies with minor limitations; minor concerns over methodological limitations due to the potential influence of the researcher on the findings not being discussed in both contributing studies^{704, 705} and no further concerns to lower our confidence; no concerns about coherence; moderate concerns over applicability due to some participants in both contributing studies combining codeine with illicit drug use and participants of one study also currently being on methadone maintenance potentially for withdrawal of other medicines which could influence their experience of codeine withdrawal or whose experience may differ from that of people not on methadone maintenance⁷⁰⁴; serious concerns about adequacy with very limited information to support the theme.*

Table 39: Summary of evidence: Opioids: Review finding 10

Study design and sample size			Quality assessment		
Number of studies contributing to the finding	Design	Finding	Criteria	Rating	Overall assessment of confidence
Duration of withdrawal symptoms					
1	Focus groups and interviews (1 study)	Withdrawal symptoms could last from weeks to months or persist a year after stopping opioids.	Limitations	Minor limitations ^a	LOW
			Coherence	No concerns about coherence	
			Relevance	No concerns about relevance	
			Adequacy	Serious concerns about adequacy	

(a) *One study with minor limitations; minor concerns over methodological limitations due to the potential influence of the researcher not being discussed and minor possibility of selection bias in patients interviewed²⁷²; no concerns about coherence; moderate concerns over relevance due to lack of information on which opioids were prescribed; serious concerns about adequacy very limited information from one study to support the theme.*

Table 40: Summary of evidence: Opioids: Review finding 11

Study design and sample size			Quality assessment		
Number of studies contributing to the finding	Design	Finding	Criteria	Rating	Overall assessment of confidence
Little or no withdrawal symptoms					
2	Semi-structured interviews (1 study); In-depth interviews (1 study)	Some people described little or no opioid withdrawal symptoms during tapering.	Limitations	Very minor limitations	LOW
			Coherence	Minor about coherence ^a	
			Relevance	Minor concerns about relevance	
			Adequacy	Moderate concerns about adequacy	

Two studies with no or minor concerns; very minor concerns about methodological limitations with nothing to lower our confidence in one study²¹⁶ and minor concerns in the other contributing study due to the potential influence of the researcher on the findings not being discussed⁷⁰⁵; minor concerns about coherence with information being in contrast with the experience of most participants in both contributing studies but emerging from two separate studies; minor concerns over relevance with moderate concerns in one study due to some participants combining codeine with illicit drug use in one study⁷⁰⁵ but no concerns in the other contributing study; moderate concerns about adequacy with relatively limited information from two studies to support the theme.

F.2.2 Benzodiazepines

Table 41: Summary of evidence: Benzodiazepines: Review finding 1

Study design and sample size		Finding	Quality assessment		
Number of studies contributing to the finding	Design		Criteria	Rating	Overall assessment of confidence
Return of the original symptoms for which the medication was prescribed					
4	Semi-structured interviews (3 studies) directive interviews and inspection of medication containers (1 study)	Participants reported a return of their original symptoms of insomnia or anxiety following attempts to reduce or stop their benzodiazepine use, that persisted a month after stopping or were relieved only by restoring the initial dose or made stopping undesirable, an inability to function or cope with their ongoing mental health problems.	Limitations Coherence Relevance Adequacy	Minor limitations ^a No concerns about coherence Minor concerns about relevance ^a Minor concerns about adequacy ^a	MODERATE

(a) Three studies with minor limitations and one study with serious limitations; minor concerns about methodological limitations in the majority of studies due to limited information and quotes to support the study findings and the Interviewer qualification being unclear⁶⁷, lack of details on the analysis⁴⁷¹ and the role of the researcher not being discussed and themes supported by single quotes⁵¹⁴ and serious limitations in one study due to the role of the researcher not being explored, the recruitment strategy with participants selected for a different project, the data analysis being unclear⁷²²; no concerns about coherence; minor concerns over relevance with no concerns in three studies^{67, 471, 514} but moderate concerns in one study with at least some participants taking benzodiazepines that did not meet the protocol⁷²²; minor concerns about adequacy with four studies supporting the theme but with information in each study being limited.

Table 42: Summary of evidence: Benzodiazepines: Review finding 2

Study design and sample size		Findings	Quality assessment		
Number of studies contributing to the finding	Design		Criteria	Rating	Overall assessment of confidence
Worry as part of withdrawal					

Study design and sample size		Findings	Quality assessment		Overall assessment of confidence
Number of studies contributing to the finding	Design		Criteria	Rating	
3	Semi-structured interviews (2 studies); directive interviews and inspection of medication containers (1 study)	Benzodiazepine withdrawal evoked feelings of worry and burden with people wishing to keep some benzodiazepines for psychological reasons, to have just in case.	Limitations	Moderate limitations ^a	VERY LOW
			Coherence	No concerns about coherence	
			Relevance	Moderate concerns about relevance	
			Adequacy	Moderate concerns about adequacy	

(a) *Two studies with minor limitations and one study with serious limitations; moderate concerns about methodological with minor concerns in two studies due to limited information and quotes to support the study findings and the Interviewer qualification being unclear⁶⁷ and the role of the researcher not being discussed and themes supported by single quotes⁵¹⁴ but serious limitations in one study contributing the majority of the information for this theme, due to the role of the researcher not being explored, the recruitment strategy with participants selected for a different project, the data analysis being unclear⁷²²; no concerns about coherence; moderate concerns over relevance with no concerns in two studies but moderate concerns in one study with at least some participants taking benzodiazepines that did not meet the protocol⁷²² and due to the feeling of worry caused before and not necessarily as a result of withdrawal; moderate concerns about adequacy with three studies supporting the theme but with information in each study being very limited.*

Table 43: Summary of evidence: Benzodiazepines: Review finding 3

Study design and sample size			Quality assessment		
Number of studies contributing to the finding	Design	Findings	Criteria	Rating	Overall assessment of confidence
Intensity of withdrawal symptoms					
3	Semi-structured interviews (3 studies)	Several, particularly those on rapid withdrawal experienced adverse withdrawal symptoms including chest pain and hang-over effects, with the intensity of the symptoms during past attempts to reduce use, leading to an inability to cease benzodiazepines or to taking other medication to cope.	Limitations	Minor limitations ^a	MODERATE
			Coherence	No concerns about coherence	
			Relevance	No concerns about relevance	
			Adequacy	Minor concerns about adequacy	

(a) *Three studies with minor limitations; minor concerns about methodological limitations due to limited information and quotes to support the study findings and the Interviewer qualification being unclear⁶⁷ lack of details on the analysis⁴⁷¹, the role of the researcher not being discussed and findings illustrated by single quotes⁵¹⁴; no concerns about coherence; no concerns over relevance;; minor concerns about adequacy with information from two studies being relatively limited.*

Table 44: Summary of evidence: Benzodiazepines: Review finding 4

Study design and sample size			Quality assessment		
Number of studies contributing to the finding	Design	Findings	Criteria	Rating	Overall assessment of confidence
Disturbed dreams					
1	Semi-structured interviews	A number of elderly participants experienced what they called 'disturbed dreams' after stopping benzodiazepines which appeared to impact their daily life.	Limitations	Minor limitations ^a	VERY LOW
			Coherence	No concerns about coherence	
			Relevance	Minor concerns about relevance	
			Adequacy	Serious concerns about adequacy	

(a) *One study with minor limitations; minor concerns about methodological limitations due to limited information and quotes to support the study findings and the Interviewer qualification being unclear⁶⁷; no concerns about coherence; minor concerns over relevance due to the population contributing to the finding being limited to elderly people; serious concerns about adequacy with limited information from one study supporting the finding.*

Table 45: Summary of evidence: Benzodiazepines: Review finding 5

Study design and sample size			Quality assessment		
Number of studies contributing to the finding	Design	Finding	Criteria	Rating	Overall assessment of confidence
Lack of withdrawal symptoms					
2	Semi-structured interviews (2 studies)	Several people prescribed hypnotic and/or anxiolytic benzodiazepines, including people who had stopped receiving prescriptions for several months or periods at a time over the years, did not experience problems when stopping or slowly reducing their medicines.	Limitations	Minor limitations ^a	MODERATE
			Coherence	No concerns about coherence	
			Relevance	No concerns about relevance	
			Adequacy	No concerns about adequacy	

(a) *Two studies with minor limitations; minor concerns about methodological limitations due to limited information and quotes to support the study findings and the Interviewer qualification being unclear⁶⁷ lack of details on the analysis⁴⁷¹; no concerns about coherence; no concerns over relevance; no concerns about adequacy.*

F.2.3 Antidepressants (mixed/unclear)

Table 46: Summary of evidence: Antidepressants: Review finding 1

Study design and sample size		Finding	Quality assessment		
Number of studies contributing to the finding	Design		Criteria	Rating	Overall assessment of confidence
Severity of withdrawal symptoms					
3	Mixed method (HTA) involving qualitative analysis of yellow card reports (1 study); qualitative analysis of unsolicited posts on mental health website (1 study); Telephone interviews (1 study)	People experienced severe withdrawal symptoms, also in the period between prescriptions, which were sometimes experienced as debilitating, resulted in feeling out of control, regretting stopping and recontinuing antidepressants.	Limitations	Minor limitations ^a	LOW
			Coherence	No concerns about coherence	
			Relevance	Minor concerns about relevance ^a	
			Adequacy	Minor concerns about adequacy ^a	

(a) Three studies with no notable issues, minor and serious issues; minor concerns about methodological limitations with no notable limitations identified for one study⁴⁶, serious limitations in one study making a minor contribution to the theme, due to potential selection bias as the method used to select website posts was not specified and lack of sufficient detail on the data analysis⁵⁰⁸, but minor methodological limitations due to the potential influence of the researcher on the findings not being discussed in the study contributing the majority of the information to this theme¹¹⁷; minor concerns over relevance with moderate concerns over one study with the information emerging being specifically about 'brain zaps' and due to a lack of sufficient information on the characteristics of people from which the information emerged and the data being unverified due to the nature of the source (anonymous posts on mental health website), but the study contributing limited information to the theme⁵⁰⁸, no concerns in one study⁴⁶ and minor concerns in the study contributing the most information to the theme due to the all-female sample included¹¹⁷; minor concerns about adequacy with information emerging from three studies but being very limited in two out of three contributing studies.

Table 47: Summary of evidence: Antidepressants: Review finding 2

Study design and sample size		Finding	Quality assessment		
Number of studies contributing to the finding	Design		Criteria	Rating	Overall assessment of confidence
Fear of discontinuation					
3	Semi-structured interviews (2 studies); structured or semi-structured telephone interviews (1 study)	People became overwhelmed by fears and worries as a result of antidepressant discontinuation, that were fuelled by past negative experiences of discontinuation attempts and contributed to attributions about their lifelong need for medication despite wanting to discontinue.	Limitations	Moderate limitations ^a	LOW
			Coherence	No concerns about coherence	
			Relevance	Moderate concerns about relevance ^a	
			Adequacy	No concerns about adequacy	

(a) Three studies with minor to moderate issues; moderate methodological limitations due to the potential influence of the researcher on the findings not being discussed in two studies^{117, 188} and issues with data richness in two studies with themes mostly supported by limited information in one study¹⁸⁸ and with a very small sample included in one study⁶⁹; moderate concerns over applicability due to fear not necessarily experienced during withdrawal by all participants raising it and due to the all-female sample of one study¹¹⁷.

Table 48: Summary of evidence: Antidepressants: Review finding 3

Study design and sample size		Finding	Quality assessment		Overall assessment of confidence
Number of studies contributing to the finding	Design		Criteria	Rating	
Dizziness, nausea and loss of appetite					
2	Mixed method (HTA) involving qualitative analysis of yellow card reports (1 study); qualitative analysis of postings on a health-related website. (1 study)	People on venlafaxine experienced nausea and dizziness during discontinuations and after stopping, accompanied by loss of appetite and abdominal pain in one person	Limitations	Moderate limitations ^a	VERY LOW
			Coherence	Minor concerns about coherence ^a	
			Relevance	Minor concerns about relevance ^a	
			Adequacy	Moderate concerns about adequacy ^a	

(a) Two studies: one with no notable issues and one with serious issues; moderate concerns over methodological limitations with no notable limitations in one study⁴⁶ but serious limitation in the other study⁵³² due to the research design/methods, data collection method and analysis (postings on health website); minor concerns about coherence with loss of appetite reported in only one person in one study; minor concerns over relevance with moderate concerns in one study⁵³² due to a lack of sufficient information on the characteristics of people from which the information emerged and the data being unverified due to the nature of the source (anonymous posts on health website) but no concerns in the other study; moderate concerns about adequacy with information only emerging from a small people in two studies.

Table 49: Summary of evidence: Antidepressants: Review finding 4

Study design and sample size			Quality assessment		
Number of studies contributing to the finding	Design	Finding	Criteria	Rating	Overall assessment of confidence
Increase in negative emotions					
3	Semi-structured interviews (2 studies); structured or semi-structured telephone interviews (1 study)	People reported an inability to regulate emotions without the medicine, feeling depressed, anxious, tearful, increased feelings of loneliness and abandonment during discontinuation, which sometimes led to restarting the medicines, contributing to further negative feelings about themselves.	Limitations	Minor limitations ^a	VERY LOW
			Coherence	Moderate concerns about coherence ^a	
			Relevance	Moderate concerns about relevance ^a	
			Adequacy	Minor concerns about adequacy ^a	

(a) *Three studies with minor to moderate issues; minor concerns over methodological limitations with moderate concerns in one study due to the potential impact of the researcher on the findings not being explored and issues with data richness with themes mostly supported by limited information and single quotes but minor limitations in two studies again due to the potential influence of the researcher on the findings not being discussed in one study¹¹⁷ and due to concerns over data richness with a very small sample (n=12) included in one study⁶⁹; moderate concerns about coherence with negative feelings varying across participants; moderate concerns over applicability with minor concerns in one study due to the all-female sample¹¹⁷ but also due to concerns over some negative feelings described being related to recurrence of depression rather than being withdrawal symptoms; minor concerns about adequacy with relatively limited information from three studies supporting the theme.*

Table 50: Summary of evidence: Antidepressants: Review finding 5

Study design and sample size		Finding	Quality assessment		Overall assessment of confidence
Number of studies contributing to the finding	Design		Criteria	Rating	
Strange sensation in the head					
5	Secondary analysis of narrative interviews (1 study); mixed methods (HTA) involving qualitative analysis of yellow card reports (1 study); telephone interviews (1 study); qualitative analysis of posts on health website (2 studies)	People reported experiencing strange withdrawal symptoms that included 'electric shock-like sensations' in the brain, a head buzz or 'brain zap' that often persisted after stopping the medicine and were sometimes accompanied by vertigo or associated with making a rapid muscle movement.	Limitations	Moderate limitations ^a	LOW
			Coherence	No concerns about coherence	
			Relevance	Moderate concerns about relevance ^a	
			Adequacy	No concerns about adequacy	

(a) Five studies with no notable issues to serious issues; moderate concerns over methodological limitations with no notable limitation in one study⁴⁶, minor limitations in two studies due to the potential influence of the researchers on the findings not being discussed^{31, 117} and very minor concerns over potential bias in recruitment with participants having already been selected for a different project³¹ but serious limitations in two studies in one study⁵³² due to the research design/methods, data collection method and analysis (postings on health website), and due to potential selection bias as the method used to select posts was not specified, lack of sufficient detail on the data analysis in the other study⁵⁰⁸; moderate concerns over relevance with moderate concerns in two studies due to a lack of sufficient information on the characteristics of people from which the information emerged and the data being unverified due to the nature of the source (anonymous posts on health websites)^{508, 532}, minor concerns in one study due to the all-female sample included¹¹⁷ and no concerns in two studies^{31, 46}.

F.2.4 Antidepressants (SSRIs)

Table 51: Summary of evidence: Antidepressants: Review finding 6

Study design and sample size		Finding	Quality assessment		
Number of studies contributing to the finding	Design		Criteria	Rating	Overall assessment of confidence
Severity of withdrawal symptoms					
3	Mixed method (HTA) involving qualitative analysis of yellow card reports (1 study); semi-structured interviews (1 study); qualitative analysis of postings on a health-related website. (1 study)	People experienced severe withdrawal symptoms, the unpleasantness of which was comparable to the initial depressive symptoms, often led to feelings of regret about trying to stop, relapse and prevented future discontinuation attempts contributing to sustained use.	Limitations	Moderate limitations ^a	LOW
			Coherence	No concerns about coherence	
			Relevance	Minor concerns about relevance	
			Adequacy	No concerns about adequacy	

(a) *Two studies with no and minor issues and one study with serious issues; moderate concerns over methodological limitations with no concerns in one study⁴⁶, minor concerns in one contributing study where participants were only recruited from one group practice within one primary care trust³⁸⁶ and serious concerns in one study⁵³² due to the research design/methods, data collection method and analysis (postings on health website); minor concerns over relevance with moderate concerns in one study⁵³² due to a lack of sufficient information on the characteristics of people from which the information emerged and the data being unverified due to the nature of the source (anonymous posts on health website) but no similar concerns in the other contributing studies.*

Table 52: Summary of evidence: Antidepressants: Review finding 7

Study design and sample size			Quality assessment		
Number of studies contributing to the finding	Design	Finding	Criteria	Rating	Overall assessment of confidence
Fear of discontinuation and relapse					
2	Semi-structured interviews (1 study); content analysis of free text comments from consumer reports (1 study)	People experienced fear about the process of discontinuation, about discontinuation symptoms and the consequences of stopping which was thought to potentially lead to relapse of depression and was often driven by past attempts to stop; this fear sometimes ultimately prevented discontinuation.	Limitations	Moderate limitations ^a	LOW
			Coherence	No concerns about coherence	
			Relevance	Moderate concerns about relevance ^a	
			Adequacy	No concerns about adequacy	

(a) *Two studies with minor and serious issues; moderate concerns about methodological limitations with minor concerns in one study where participants were only recruited from one group practice within one primary care trust³⁸⁶, but serious concerns in the other contributing study due to the study design and data collection (retrospective analysis of independently submitted free text feedback from consumers), study design dictated by the data/consumer feedback process, results (themes) were reported interspersed with references and insights from other studies, making it unclear what conclusions were based on this study alone⁷¹⁶; moderate concerns about relevance with fear potentially not emerging as a result of discontinuation but preceding it in some participants in both studies and due to participants in one study being limited to people experiencing adverse drug reactions⁷¹⁶.*

Table 53: Summary of evidence: Antidepressants: Review finding 8

Study design and sample size			Quality assessment		
Number of studies contributing to the finding	Design	Finding	Criteria	Rating	Overall assessment of confidence
Suicidal thoughts					
1	Mixed method (HTA) involving qualitative analysis of yellow card reports	Both paroxetine and citalopram users experienced persistent suicidal thoughts during withdrawal from antidepressants with some having made multiple suicide attempts; these were also experienced during dose reductions.	Limitations	No limitations	LOW
			Coherence	No concerns about coherence	
			Relevance	No concerns about relevance	
			Adequacy	Serious concerns about adequacy ^a	

(a) One study with no notable issues; serious concerns about adequacy with information from a very small number of participants in one study supporting the theme⁴⁶.

Table 54: Summary of evidence: Antidepressants: Review finding 9

Study design and sample size		Finding	Quality assessment		
Number of studies contributing to the finding	Design		Criteria	Rating	Overall assessment of confidence
Nausea and dizziness					
2	Mixed method (HTA) involving qualitative analysis of yellow card reports (1 study); qualitative analysis of postings on a health-related website. (1 study)	People coming off paroxetine experience nausea and dizziness.	Limitations	Moderate limitations ^a	VERY LOW
			Coherence	No concerns about coherence	
			Relevance	Minor concerns about relevance ^a	
			Adequacy	Serious concerns about adequacy ^a	

(a) Two studies: one with no notable issues and one with serious issues; moderate concerns over methodological limitations with no notable limitations in one study⁴⁶ but serious limitation in the other study⁵³² due to the research design/methods, data collection method and analysis (postings on health website); minor concerns over relevance with moderate concerns in one study⁵³² due to a lack of sufficient information on the characteristics of people from which the information emerged and the data being unverified due to the nature of the source (anonymous posts on health website) but no concerns in the other study; serious concerns about adequacy with limited information emerging from a very small people in two studies

Table 55: Summary of evidence: Antidepressants: Review finding 10

Study design and sample size			Quality assessment		
Number of studies contributing to the finding	Design	Finding	Criteria	Rating	Overall assessment of confidence
Insomnia					
1	Mixed method (HTA) involving qualitative analysis of yellow card reports	Insomnia was one of the withdrawal symptoms experienced since starting to reduce antidepressants.	Limitations	No limitations	VERY LOW
			Coherence	No concerns about coherence	
			Relevance	No concerns about relevance	
			Adequacy	Serious concerns about adequacy ^a	

(a) One study with no notable issues⁴⁶; serious concerns about adequacy with very limited information from one participant emerging from one study.

Table 56: Summary of evidence: Antidepressants: Review finding 11

Study design and sample size		Finding	Quality assessment		
Number of studies contributing to the finding	Design		Criteria	Rating	Overall assessment of confidence
Psychiatric adverse reactions					
3	Mixed method (HTA) involving qualitative analysis of yellow card reports; qualitative analysis of postings on a health-related website. (1 study); content analysis of free text comments from consumer reports (1 study)	People experienced unmanageable stress, excessive anxiety that were much higher to pre-antidepressant levels, irrational fears (e.g., fear of dying), panic attacks, became violent towards the self or others since beginning discontinuation or particularly after a significant dose reduction (e.g., to 10mg) which were interpreted as withdrawal symptoms by patients but often as relapse/recurrence of depression. indicating the need for continued treatment by doctors.	Limitations	Serious limitations ^a	LOW
			Coherence	No concerns about coherence	
			Relevance	Moderate concerns about relevance ^a	
			Adequacy	No concerns about adequacy	

(a) *Two studies with serious issues and one study with no notable issues; serious concerns about methodological limitations with no concerns in one study⁴⁶ but serious concerns in two studies, in one study due to the study design and data collection (retrospective analysis of independently submitted free text feedback from consumers), study design dictated by the data/consumer feedback process, results (themes) were reported interspersed with references and insights from other studies, making it unclear what conclusions were based on the study alone⁷¹⁶ and in the other study due to the research design/methods, data collection method and analysis (postings on health website)⁵³²; moderate concerns about relevance with no concerns in one study but minor concerns in another contributing study due to participants in one study being limited to people experiencing adverse drug reactions⁷¹⁶ and moderate concerns in the third contributing study due to a lack of sufficient information on the characteristics of people from which the information emerged and the data being unverified due to the nature of the source (anonymous posts on health website).*

Table 57: Summary of evidence: Antidepressants: Review finding 12

Study design and sample size			Quality assessment		
Number of studies contributing to the finding	Design	Finding	Criteria	Rating	Overall assessment of confidence
Changes in mood					
1	Mixed method (HTA) involving qualitative analysis of yellow card reports	Sudden changes in mood and crying were experienced since beginning to reduce the medicine but also after a significant reduction in dose.	Limitations	No limitations	VERY LOW
			Coherence	No concerns about coherence	
			Relevance	No concerns about relevance	
			Adequacy	Serious concerns about adequacy ^a	

(a) One study with no notable issues⁴⁶; serious concerns about adequacy with very limited information from two participants emerging from one study.

Table 58: Summary of evidence: Antidepressants: Review finding 13

Study design and sample size			Quality assessment		
Number of studies contributing to the finding	Design	Finding	Criteria	Rating	Overall assessment of confidence
Other bodily symptoms					
2	Mixed method (HTA) involving qualitative analysis of yellow card reports (1 study); semi-structured interviews (1 study)	Since beginning to reduce their medicine people experienced symptoms including agitation, sweating and palpitations but also flu-like symptoms including debilitating tiredness, headaches, aching joints and muscles particularly (5 weeks) after dropping the antidepressant dose.	Limitations	Minor limitations ^a	VERY LOW
			Coherence	No concerns about coherence	
			Relevance	No concerns about relevance	
			Adequacy	Serious concerns about adequacy ^a	

(a) Two studies with no to minor notable issues; minor methodological limitations associated with one study with participants only recruited from one group practice within one primary care trust³⁸⁶ and no concerns in the other study⁴⁶; serious concerns about adequacy with very limited information from two studies.

Table 59: Summary of evidence: Antidepressants: Review finding 14

Study design and sample size		Finding	Quality assessment		Overall assessment of confidence
Number of studies contributing to the finding	Design		Criteria	Rating	
Onset of withdrawal symptoms					
2	Semi-structured interviews (1 study); content analysis of free text comments from consumer reports (1 study)	The onset of withdrawal symptoms was not until 3-5 days after the discontinuation attempt (involving reducing and stopping antidepressants)	Limitations	Moderate limitations ^a	VERY LOW
			Coherence	Minor concerns about coherence ^a	
			Relevance	Minor concerns about relevance ^a	
			Adequacy	Moderate concerns about adequacy ^a	

(b) *Two studies with minor and serious issues; moderate concerns about methodological limitations with minor concerns in one study where participants were only recruited from one group practice within one primary care trust³⁸⁶, but serious concerns in the other contributing study due to the study design and data collection (retrospective analysis of independently submitted free text feedback from consumers), study design dictated by the data/consumer feedback process, results (themes) were reported interspersed with references and insights from other studies, making it unclear what conclusions were based on this study alone⁷¹⁶; minor concerns about coherence with slightly different days of onset reported and it was not always clear if these were relevant to the start of reduction or complete discontinuation; minor concerns about relevance due to participants in one study being limited to people experiencing adverse drug reactions⁷¹⁶; moderate concerns about adequacy with limited information from two studies supporting the theme.*

Appendix G Economic evidence tables

None.

Appendix H Health economic model

This question was not prioritised for health economic modelling.

Appendix I Excluded studies

I.1 Studies excluded from the quantitative review

Study	Exclusion reason
Lewis 2008 ³⁸⁴	HTA/study protocol
Alexopoulos 2000 ¹⁵	No usable outcomes (assess relapse of depression in people continued on antidepressants vs those discontinued; withdrawal symptoms or rebound symptoms not reported)
Allgulander 2001 ²²	Comparator does not match protocol (during the discontinuation phase the placebo arm continues taking placebo: no withdrawal in placebo arm)
Allgulander 2006 ²¹	Incorrect study design (escitalopram for GAD, some withdrawal symptoms reported but no comparison)
Altshuler 2001 ²³	Incorrect study design (retrospective chart review)
Altshuler 2003 ²⁴	Incorrect study design (non-randomised study)
Alvarez 2012 ²⁵	No usable outcomes (efficacy and safety study, withdrawal symptoms not reported)
Ancoli-Israel 2005 ²⁸	Incorrect study design (non-comparative withdrawal from zaleplon)
Andersch 1991 ²⁹	Population does not match protocol (>20% of population were on a benzodiazepine not included on the guideline medicine list)
Andrade 2004 ³⁴	Systematic review of articles describing aetiology, nosology, mechanisms etc
Anonymous 1998 ⁴¹	Short narrative review article, no includable RCTs described
Ansseau 1990 ⁴²	Intervention and comparator do not match protocol (buspirone vs oxazepam arms, no placebo or withdrawal comparator)
Babul 2004 ⁴⁹	No usable outcomes (efficacy study, withdrawal symptoms not reported)
Bainum 2017 ⁵¹	Incorrect study design (observational cohort study)
Baldwin 2016 ⁵⁶	Secondary analysis of RCTs (included studies checked for references)
Baldwin 2007 ⁵⁸	Secondary analysis of comparative studies (included studies checked for references)
Baldwin 2012 ⁵⁷	Intervention and comparator do not match protocol (efficacy study, no withdrawal period)
Balmer 1981 ⁵⁹	Incorrect study design (prospective cohort)
Barker 2004 ⁶³	Systematic review (protocol does not match current review protocol)
Baron 2010 ⁶⁴	No usable outcomes (no withdrawal outcomes)
Belleville 2008 ⁷⁴	Intervention and comparator do not match protocol (hypnotic taper intervention with or without self-help treatment for insomnia)
Bergh 2012 ⁷⁷	No usable outcomes (depressive symptoms score reported for continuation vs discontinuation, withdrawal symptoms or rebound symptoms not reported)
Bialos 1982 ⁸²	No usable outcomes (assesses relapse in people continued on antidepressants vs those discontinued; withdrawal symptoms only reported for one arm)
Bidzan 2012 ⁸³	Intervention and comparator do not match protocol (efficacy study, no withdrawal period)
Bieling 2012 ⁸⁴	No usable outcomes (no withdrawal outcomes)
Biondi 1994 ⁸⁵	Comparator does not match protocol (no withdrawal comparator)

Study	Exclusion reason
Bixler 1985 ⁸⁶	Incorrect study design (non-randomised study)
Black 2000 ⁸⁸	Incorrect study design (review of case reports to establish diagnostic criteria for SSRI discontinuation syndrome)
Boulenger 2014 ⁹²	No usable outcome data (DESS total scores reported, but no variance reported and P values for calculation of variance not reported for all arms of trial)
Bowden 1980 ⁹⁴	No usable outcomes (diazepam withdrawal; withdrawal symptoms not reported in a way that can be used)
Boyer 2008 ⁹⁶	Comparator does not match protocol (3 arm trial, one arm discontinues antidepressants during taper phase, but the placebo treatment arm continues taking placebo during the taper phase (no withdrawal from placebo) and the other antidepressant continues but reduces dose during the taper phase)
Busto 1986 ¹⁰³	Intervention does not match protocol (both arms discontinued benzodiazepines, taper vs abrupt discontinuation)
Busto 1989 ¹⁰⁸	No usable outcomes (no withdrawal outcomes)
Busto 1998 ¹⁰⁴	Population does not match protocol (healthy volunteers)
Busto 1998 ¹⁰⁵	Systematic review (protocol does not match current review protocol)
Cappell 1987 ¹¹⁶	No usable outcomes
Cantopher 1990 ¹¹⁴	Incorrect comparator (both groups withdraw from benzodiazepines, not compared to a 'no withdrawal' group)
Choy 2007 ¹²⁵	No usable outcomes (no withdrawal outcome; change in MADRS or HAM-A scores after three years on or off medication)
Cohen 2004 ¹³²	Incorrect study type (before and after study)
Cohen 2019 ¹³¹	Systematic review (protocol does not match current review protocol)
Cohen-Mansfield 1999 ¹²⁹	Population does not match protocol (people on psychotropic medication: only 33% were on lorazepam, the others were on haloperidol or thioridazine)
Cook 1986 ¹³⁵	No usable outcomes
Coppen 1978 ¹⁴⁰	No usable outcomes (assesses relapse in people continued on antidepressants vs those discontinued; withdrawal symptoms or rebound symptoms not reported)
Covi 1973 ¹⁴³	No usable outcomes (no extractable withdrawal symptom outcomes)
Cowan 2005 ¹⁴⁴	Intervention does not match (crossover, morphine-placebo over 60 hours)
Crowe 2018 ¹⁴⁸	Meta-analysis of long-term cognitive effects of benzo use
Cutler 1993 ¹⁵¹	Comparator does not match protocol (during the discontinuation phase the placebo arm continues taking placebo: no withdrawal in placebo arm)
Cutler 2009 ¹⁵⁰	Comparator does not match protocol (efficacy study, during the discontinuation phase, the arm taking medication taper to no pills, where-as the placebo arm continues taking placebo: no withdrawal in placebo arm)
Da 2014 ¹⁵²	Systematic review (protocol does not match current review protocol: review of efficacy studies, 3 trials reported to have withdrawal symptom outcomes: these 3 studies checked for inclusion in the current review).
Dallal 1998 ¹⁵³	Incorrect study type (non-comparative study)

Study	Exclusion reason
Dannon 2004 ¹⁵⁵	Incorrect study design (non-randomised study). No usable outcomes (assesses relapse in people continued on antidepressants vs those discontinued; withdrawal symptoms or rebound symptoms not reported)
Davidson 1984 ¹⁵⁶	No usable outcomes (assesses relapse in people continued on antidepressants vs those discontinued; withdrawal symptoms or rebound symptoms not reported)
Davies 2019 ¹⁵⁹	Systematic review (protocol does not match current review protocol)
Davis 2006 ¹⁶⁰	Narrative review
Dell'Osso 2008 ¹⁶⁵	No usable outcomes (assesses relapse in people continued on antidepressants vs those discontinued; withdrawal symptoms or rebound symptoms not reported)
Detke 2002 ¹⁶⁶	Comparator does not match protocol (during the discontinuation phase the placebo arm continues taking placebo: no withdrawal in placebo arm)
Detke 2002 ¹⁶⁷	Comparator does not match protocol (during the discontinuation phase the placebo arm continues taking placebo: no withdrawal in placebo arm)
Doogan 1992 ¹⁷¹	No usable outcomes (assesses relapse in people continued on antidepressants vs those discontinued; withdrawal symptoms or rebound symptoms not reported)
Duffy 2019 ¹⁷⁵	Study protocol
Elie 1990 ¹⁸¹	Population does not match protocol (benzodiazepine not included on the guideline medicine list). No usable outcomes.
Elie 1990 ¹⁸²	No usable outcomes (no withdrawal symptom outcomes)
Elie 1999 ¹⁸³	No usable outcomes (numerical data not reported for rebound insomnia or withdrawal symptoms)
Eveleigh 2018 ¹⁸⁷	No usable outcomes (no withdrawal symptom outcomes; focussed on successful cessation)
Fahy 1992 ¹⁹⁰	No usable outcomes (relapse symptom outcomes, no withdrawal outcomes)
Fallon 2008 ¹⁹¹	No comparator (out of the original randomised groups, no people were left in the placebo group for the discontinuation phase)
Fava 2018 ¹⁹⁴	Systematic review (protocol does not match current review protocol)
Fava 2015 ¹⁹⁵	Systematic review (protocol does not match current review protocol)
Fava 2006 ¹⁹⁶	Narrative review
Feet 1988 ¹⁹⁸	No usable outcomes (assesses change in condition in people continued on benzodiazepines vs those discontinued; withdrawal symptoms or rebound symptoms not specifically reported)
Feiger 1999 ¹⁹⁹	No usable outcomes (assesses relapse in people continued on antidepressants vs those discontinued; withdrawal symptoms or rebound symptoms not reported)
Fontaine 1984 ²¹³	Population does not match protocol (>20% of population were on a benzodiazepine not included on the guideline medicine list)
Fontaine 1984 ²¹⁴	Population does not match protocol (>20% of population were on a benzodiazepine not included on the guideline medicine list)
Fontaine 1985 ²¹¹	Comparator does not match protocol (during the discontinuation phase the placebo arm continues taking placebo: no withdrawal in placebo arm)

Study	Exclusion reason
Fontaine1987 ²¹²	Comparator does not match protocol (during the discontinuation phase the placebo arm continues taking placebo: no withdrawal in placebo arm)
Fixsen 2017 ²⁰⁶	Incorrect study design (qualitative study)
Frank 1990 ²¹⁵	No usable outcomes (assesses relapse in people continued on antidepressants vs those discontinued; withdrawal symptoms or rebound symptoms not reported)
Frost 1979 ²¹⁷	Incorrect study design (crossover, no comparative arm)
Fry 2000 ²¹⁸	Comparator does not match protocol (during the discontinuation phase the placebo arm continues taking placebo: no withdrawal in placebo arm)
Gahr 2013 ²²⁰	Systematic review (protocol does not match current review protocol)
Gardos 1977 ²²²	Incorrect study design (case study)
Garner 1993 ²²⁴	Systematic review (protocol does not match current review protocol)
Gastpar 2017 ²²⁵	Intervention and comparator do not match protocol (paroxetine arm is not withdrawn during the taper phase, placebo arm continue taking placebo during taper phase)
Geddes 2003 ²²⁶	Systematic review (protocol does not match current review protocol)
Georgotas 1989 ²²⁷	No usable outcomes (assesses recurrence in people continued on antidepressants vs those discontinued; withdrawal symptoms or rebound symptoms not reported)
Ghaemi 2010 ²²⁸	No usable outcomes (assesses relapse in people continued on antidepressants vs those discontinued; withdrawal symptoms or rebound symptoms not reported)
Giller 1985 ²³¹	Incorrect study design (unclear if randomised)
Glen1984 ²³³	No usable outcomes (assesses relapse in people continued on antidepressants vs those discontinued; withdrawal symptoms or rebound symptoms not reported)
Goldstein 2002 ²³⁷	No usable outcomes (narrative report of discontinuation-emergent adverse event only available for one arm)
Goldstein 2004 ²³⁶	No usable outcomes (efficacy study with placebo lead-out phase: discontinuation-emergent adverse events were reported but only for one arm, or narratively as no significant difference between groups)
Goodwin 2009 ²³⁹	No usable outcomes (assesses relapse in people continued on antidepressants vs those discontinued; withdrawal symptoms or rebound symptoms not reported)
Grant 2006 ²⁴²	No usable outcomes (assesses relapse; withdrawal symptoms or rebound symptoms not reported)
Greist 2004 ²⁴⁶	Pooled analysis of multiple studies (some primary studies unpublished; for those published, usable references checked for inclusion in review)
Habraken 1997 ²⁵²	No usable outcomes (withdrawal outcome results not extractable)
Hajak 2009 ²⁵⁵	No usable outcomes (BWSQ outcome reported for withdrawal (zolpidem-placebo arm) vs continuation (zolpidem-zolpidem arm), but only percentage reported – calculations from the number completing the run-out phase do not match up with percentages provided).

Study	Exclusion reason
Harrison 1986 ²⁵⁹	No usable outcomes (assesses relapse in people continued on antidepressants vs those discontinued; withdrawal symptoms or rebound symptoms not reported)
Hartelius 1978 ²⁶⁰	No usable outcomes (withdrawal outcome results not extractable)
Hartford 2007 ²⁶¹	Comparator does not match protocol (during the discontinuation phase the placebo arm continues taking placebo: no withdrawal in placebo arm)
Hartmann 1983 ²⁶²	No usable outcomes
Hedner 2000 ²⁶⁷	Comparator does not match protocol (during the discontinuation phase the placebo arm continues taking placebo: no withdrawal in placebo arm)
Henigsberg 2012 ²⁷¹	Intervention and comparator do not match protocol (efficacy study, no withdrawal period)
Henssler 2019 ²⁷³	Systematic review (protocol does not match current review protocol)
Hindmarch 2000 ²⁷⁴	Comparator does not match protocol (no placebo arm)
Hitzeman 2010 ²⁷⁵	Incorrect study design (case study)
Hochstrasser 2001 ²⁷⁶	No usable outcomes (assess relapse in people continued on antidepressants vs those discontinued; withdrawal symptoms or rebound symptoms not reported)
Hollander 2003 ²⁷⁷	No usable outcomes (withdrawal symptom outcomes not reported)
Huijbers 2016 ²⁸⁰	No usable outcomes (assess relapse in people continued on antidepressants vs those discontinued; withdrawal symptoms or rebound symptoms not reported)
Jacobsen 2015 ²⁹²	No usable outcomes (DESS scores reported but only narratively as not significant between the antidepressant and placebo arms, during the 2-week discontinuation period)
Jamison 1998 ²⁹⁹	Comparator does not match protocol (no placebo arm)
Jenkins 1990 ³⁰⁶	Population does not match protocol (people on a medicine not included in this guideline)
Johnson 2011 ³¹⁰	Secondary analysis of three biokinetic/bioavailability studies
Judge 2002 ³¹²	Intervention does not match protocol (assessing antidepressant treatment interruption for 3-5 days, not withdrawal/stopping the medicine)
Kales 1988 ³¹⁵	No usable outcomes
Kales 1971 ³¹⁶	No usable outcomes
Kales 1991 ³¹⁴	No usable outcomes (sleep time and latency measures reported as continuous outcomes after withdrawal of benzodiazepines, dichotomous outcomes of rebound symptoms only reported narratively for one temazepam group (not for placebo))
Kane 1982 ³¹⁷	No usable outcomes (assesses relapse in people continued on antidepressants vs those discontinued; withdrawal symptoms or rebound symptoms not reported)
Katona 2012 ³²¹	Intervention and comparator do not match protocol (efficacy study, no withdrawal period)
Katz 2010 ³²³	No usable outcomes (withdrawal symptom scores not reported for overall groups, description of individual participants only)
Katz 2007 ³²⁴	Population does not match protocol (people on an opioid not included in this guideline (oxycodone))
Kaufman 2003 ³²⁵	Intervention does not match protocol (assessing antidepressant treatment interruption for 3-5 days, not withdrawal/stopping the medicine)

Study	Exclusion reason
Keller 2005 ³²⁷	Population does not match protocol (people on a medicine not included in this guideline)
Keller 1998 ³²⁶	No usable outcomes (assess relapse in people continued on antidepressants vs those discontinued; withdrawal symptoms or rebound symptoms not reported)
Kishimoto 1994 ³⁴¹	No usable outcomes (assesses recurrence in people continued on antidepressants vs those discontinued; withdrawal symptoms or rebound symptoms not reported)
Koponen 2007 ³⁴⁹	No usable outcomes (discontinuation-emergent adverse events only reported in results as percentages - calculations suggest ITT analysis was not used for the DEAEs outcome (i.e., excludes dropouts during treatment phase), however the total number used for analysis is only reported for the placebo arm. Analysed numbers for 60mg and 120mg arms not reported separately, in order to calculate dichotomous outcomes from percentages in results).
Klerman 1974 ³⁴³	No usable outcomes (assesses relapse in people continued on antidepressants vs those discontinued; withdrawal symptoms or rebound symptoms not reported)
Klysner 2002 ³⁴⁴	No usable outcomes (assess relapse in people continued on antidepressants vs those discontinued; withdrawal symptoms or rebound symptoms not reported)
Kocsis 1996 ³⁴⁶	Population does not match protocol (people on an antidepressant not included on the guideline medicine list)
Kocsis 2002 ³⁴⁷	No usable outcomes (assesses recurrence in people continued vs those discontinued; withdrawal symptoms or rebound symptoms not reported)
Koran 2007 ³⁵⁰	No usable outcomes (assesses relapse in people continued on antidepressants vs those discontinued; withdrawal symptoms or rebound symptoms not reported)
Koran 2007 ³⁵¹	No usable outcomes (assesses relapse in people continued on antidepressants vs those discontinued; withdrawal symptoms or rebound symptoms not reported)
Koran 2003 ³⁵²	No usable outcomes (assesses relapse in people continued on antidepressants vs those discontinued; withdrawal symptoms or rebound symptoms not reported)
Koran 2005 ³⁵³	No usable outcomes (assesses relapse in people continued on antidepressants vs those discontinued; withdrawal symptoms or rebound symptoms not reported)
Krystal 2011 ³⁵⁹	Comparator does not match protocol (during the discontinuation phase the placebo arm continues taking placebo: no withdrawal in placebo arm)
Krystal 2007 ³⁵⁸	Population does not match protocol (population were on a z-drug not included on the guideline medicine list)
Kupfer 1992 ³⁶⁰	No usable outcomes (assesses recurrence in people continued on antidepressants vs those discontinued; withdrawal symptoms or rebound symptoms not reported)
Kurita 2018 ³⁶¹	No usable outcomes (no withdrawal outcomes)
Laakman 1995 ³⁶²	Incorrect study design (crossover, no comparative arm)
Laakmann 1997 ³⁶³	Not in English
Lader 2004 ³⁶⁵	No usable outcomes (efficacy trial: included a discontinuation phase but DESS results only reported narratively)
Lader 1984 ³⁶⁴	Comparator does not match protocol (both arms tapered off drug)

Study	Exclusion reason
Laughren 1982 ³⁷⁷	No usable outcomes (withdrawal outcome results not extractable)
Lemoine 1997 ³⁸⁰	Comparator does not match protocol (both arms tapered off drug)
Leppik 1997 ³⁸³	No usable outcomes (no usable withdrawal outcomes)
Liebowitz 2008 ³⁸⁸	No usable outcomes (no withdrawal period or outcomes)
Liebowitz 2009 ³⁸⁷	Comparator does not match protocol (during the discontinuation phase the placebo arm continues taking placebo: no withdrawal in placebo arm)
Lôo 1991 ³⁹²	Not in English
Ma 2008 ³⁹⁵	No usable outcomes (no withdrawal outcomes)
Ma 2019 ³⁹⁴	Systematic review, protocol only
Mahableshwarkar 2013 ³⁹⁷	Intervention and comparator do not match protocol (efficacy study, no withdrawal period)
Mahableshwarkar 2015 ³⁹⁸	Intervention and comparator do not match protocol (efficacy study, no withdrawal period)
Mahableshwarkar 2014 ³⁹⁹	Intervention and comparator do not match protocol (efficacy study, no withdrawal period)
Mahableshwarkar 2014 ⁴⁰⁰	Intervention and comparator do not match protocol (efficacy study, no withdrawal period)
Mahableshwarkar 2015 ⁴⁰¹	Intervention and comparator do not match protocol (efficacy study, no withdrawal period)
Maidment 2001 ⁴⁰³	Meta-analysis of zaleplon efficacy studies
Markowitz 2000 ⁴⁰⁸	No usable outcomes (assess relapse in people continued on antidepressants vs those discontinued; withdrawal symptoms or rebound symptoms not reported)
Mavissakalian 1999 ⁴¹⁷	No usable outcomes (assess relapse in people continued on antidepressants vs those discontinued; withdrawal symptoms or rebound symptoms not reported)
Mavissakalian 2001 ⁴¹⁶	No usable outcomes (assess relapse in people continued on antidepressants vs those discontinued; withdrawal symptoms or rebound symptoms not reported)
Mayur 2000 ⁴¹⁹	No usable outcomes (assesses relapse in people continued on antidepressants vs those discontinued; withdrawal symptoms or rebound symptoms not reported)
McIntyre 2014 ⁴²⁴	No usable outcomes (efficacy study, withdrawal symptoms not reported)
Michelson 2000 ⁴²⁸	Incorrect study design (non-randomised study)
Mindham 1972 ⁴³⁰	No usable outcomes (assesses relapse in people continued on antidepressants vs those discontinued; withdrawal symptoms or rebound symptoms not reported)
Mitler 1984 ⁴³³	No usable outcomes (no useful extractable withdrawal outcomes)
Molenaar 2016 ⁴³⁷	Study protocol
Montgomery 2006 ⁴³⁸	Narrative review
Montgomery 1988 ⁴³⁹	No usable outcomes (assesses recurrence in people continued on antidepressants vs those discontinued; withdrawal symptoms or rebound symptoms not reported)
Montgomery 1992 ⁴⁴⁴	No usable outcomes (assesses relapse in people continued on antidepressants vs those discontinued; withdrawal symptoms or rebound symptoms not reported)
Montgomery 1993 ⁴⁴⁰	No usable outcomes (assesses relapse/recurrence in people continued on antidepressants vs those discontinued; some side

Study	Exclusion reason
	effects reported but withdrawal symptoms or rebound symptoms not reported)
Montgomery 2009 ⁴⁴¹	Secondary analysis of RCTs (checked references for inclusion)
Monti 1994 ⁴⁴⁵	Comparator does not match protocol (during the discontinuation phase the placebo arm continues taking placebo: no withdrawal in placebo arm)
Monti 1996 ⁴⁴⁶	Comparator does not match protocol (during the discontinuation phase the placebo arm continues taking placebo: no withdrawal in placebo arm)
Moroz 1999 ⁴⁴⁸	Comparator does not match protocol (during the discontinuation phase the placebo arm continues taking placebo: no withdrawal in placebo arm)
Murphy 1985 ⁴⁵¹	Comparator does not match protocol (no placebo arm)
Nakao 2006 ⁴⁵⁴	Population does not match protocol (>20% of population were on a benzodiazepine not included on the guideline medicine list)
Ninan ⁴⁶⁸	Subsidiary paper of Khan 2014 (already included in this review) with no additional outcomes
Nishimura 2018 ⁴⁶⁹	Comparator does not match protocol (during the discontinuation phase the placebo arm continues taking placebo: no withdrawal in placebo arm)
Oehrberg 1995 ⁴⁸⁶	Comparator does not match protocol (during the discontinuation phase the placebo arm continues taking placebo: no withdrawal in placebo arm)
Old age depression interest group 1993 ²⁹⁵	No usable outcomes (assesses relapse in people continued on antidepressants vs those discontinued; withdrawal symptoms or rebound symptoms not reported)
Oswald 1985 ⁴⁹⁷	Letter to editor/comment
Pato 1988 ⁵¹⁸	Incorrect study design (crossover, no comparative arm)
Pauer 2012 ⁵¹⁹	No usable outcomes (assesses loss of therapeutic response in people continued on pregabalin vs those discontinued; withdrawal symptoms or rebound symptoms not reported)
Pecknold 1982 ⁵²³	Comparator does not match protocol (drug vs drug comparison, no 'no withdrawal' arm)
Pecknold 1982 ⁵²⁴	Comparator does not match protocol (drug vs drug comparison, no 'no withdrawal' arm)
Perahia 2005 ⁵²⁶	Pooled analysis of RCTs (checked references of primary studies for inclusion)
Perahia 2008 ⁵²⁸	Intervention and comparison does not match protocol (both groups received antidepressants, assessing effectiveness of telephone intervention)
Petursson 1983 ⁵³³	Incorrect study design (not a randomised controlled trial)
Petursson 1981 ⁵³⁴	Incorrect study design (non-comparative study, all people withdrawn from benzodiazepines)
Pourmotabbed 1996 ⁵⁴²	No usable outcomes (withdrawal outcome results not extractable)
Power 1985 ⁵⁴³	Comparator does not match protocol (during the discontinuation phase the placebo arm continues taking placebo: no withdrawal in placebo arm)
Power 1990 ⁵⁴⁴	Comparator does not match protocol (during the discontinuation phase the placebo arm continues taking placebo: no withdrawal in placebo arm)

Study	Exclusion reason
Prien 1984 ⁵⁵²	No usable outcomes (assesses recurrence in people continued on antidepressants vs those discontinued; withdrawal symptoms or rebound symptoms not reported)
Pujalte 1994 ⁵⁵⁴	No usable outcomes (withdrawal outcomes not reported)
Pundiak 2008 ⁵⁵⁵	Incorrect study design (allocation to continuation or discontinuation not randomised)
Rapaport 2001 ⁵⁵⁹	No usable outcomes (some adverse events reported but not withdrawal symptoms)
Rauck 2015 ⁵⁶⁴	Population does not match protocol (population were on an opioid not included on the guideline medicine list (oxycodone with naltrexone))
Ravizza 1996 ⁵⁶⁷	No usable outcomes (assesses relapse in people continued on antidepressants vs those discontinued; withdrawal symptoms or rebound symptoms not reported)
Read 2018 ⁵⁷⁵	Incorrect study design (online survey study)
Reimherr 1998 ⁵⁷⁷	No usable outcomes (assess relapse in people continued on antidepressants vs those discontinued; withdrawal symptoms or rebound symptoms not reported)
Reynolds 1999 ⁵⁷⁸	No usable outcomes (assess relapse in people continued on antidepressants vs those discontinued (placebo); withdrawal symptoms or rebound symptoms not reported)
Rickels 1983 ⁵⁸⁰	Population does not match protocol (>20% of population were on a benzodiazepine not included on the guideline medicine list)
Rickels 1988 ⁵⁸³	No usable outcomes (rebound outcome only reported for discontinuation arm)
Rickels 1990 ⁵⁸⁵	No usable outcomes (withdrawal outcomes not reported)
Rickels 2000 ⁵⁸¹	Comparator does not match protocol (during the interruption periods the placebo arm continues taking placebo: no withdrawal in placebo arm)
Rickels 1997 ⁵⁸⁶	Comparator does not match protocol (during the discontinuation phase the placebo arm continues taking placebo: no withdrawal in placebo arm)
Rickels 2010 ⁵⁸²	No usable outcomes (assesses relapse in people continued on antidepressants vs those discontinued; withdrawal symptoms or rebound symptoms not reported)
Ristanovic 2009 ⁵⁹⁰	Incorrect study design (not randomised to intervention and comparison arms)
Robert 1995 ⁵⁹¹	No usable outcomes (assesses relapse in people continued on antidepressants vs those discontinued; withdrawal symptoms or rebound symptoms not reported)
Robinson 1991 ⁵⁹²	No usable outcomes (assesses relapse in people continued on antidepressants vs those discontinued; withdrawal symptoms or rebound symptoms not reported)
Roehrs 2012 ⁵⁹⁴	Comparator does not match protocol (during the interruption periods the placebo arm continues taking placebo: no withdrawal in placebo arm)
Rosenbaum 1998 ⁵⁹⁸	Comparator does not match protocol (placebo interruption of treatment but no placebo/withdrawal comparator group)
Rosenbaum 1997 ⁵⁹⁹	No usable outcomes (withdrawal outcome results not extractable)
Rosenthal 2013 ⁶⁰²	No usable outcomes (assess relapse in people continued on antidepressants vs those discontinued; withdrawal symptoms or rebound symptoms not reported)

Study	Exclusion reason
Roth 2006 ⁶⁰⁴	Comparator does not match protocol (during the discontinuation phase the placebo arm continues taking placebo: no withdrawal in placebo arm)
Rouillon 2000 ⁶⁰⁵	Population does not match protocol (people on an antidepressant not included on the guideline medicine list)
Salzman 1992 ⁶²¹	Incorrect study design (not a randomised controlled trial)
Sambunaris 2014 ⁶²²	Population does not match protocol (population were on an antidepressant not included on the guideline medicine list (Levomilnacipran))
Saxe 2012 ⁶²⁶	Population does not match protocol (people on an antidepressant not included on the guideline medicine list)
Schagen van Leeuwen 2008 ⁶²⁸	No usable outcomes (only narrative report of no significant difference in adverse events between withdrawal from antidepressants vs withdrawal from placebo arms)
Schmidt 2002 ⁶³¹	No usable outcomes (withdrawal symptoms or rebound symptoms not reported)
Segal 2010 ⁶³⁵	No usable outcomes (assesses relapse in people continued on antidepressants vs those discontinued; withdrawal symptoms or rebound symptoms not reported)
Shadeck 1996 ⁶²⁷	Not in English
Shaw 1992 ⁶³⁷	Comparator does not match protocol (during the discontinuation phase the placebo arm continues taking placebo: no withdrawal in placebo arm)
Sindrup 1990 ⁶³⁹	Comparator does not match protocol (withdrawal symptoms reported for drug vs drug comparison, not for placebo group)
Stein 1980 ⁶⁵⁰	No usable outcomes (assesses relapse in people continued on antidepressants vs those discontinued; withdrawal symptoms or rebound symptoms not reported)
Stein 2008 ⁶⁴⁸	No usable outcomes (no withdrawal period or outcomes)
Stein 1996 ⁶⁴⁹	No usable outcomes (assesses relapse in people continued on antidepressants vs those discontinued; withdrawal symptoms or rebound symptoms not reported)
Stein 2012 ⁶⁴⁷	No usable outcomes (reports mean+SD DESS for both arms at the end of the discontinuation phase, but the number re-randomised to the withdrawal arm (placebo) and the continuation arm for the discontinuation phase not reported)
Stip 1999 ⁶⁵¹	Comparator does not match protocol (during the discontinuation phase the placebo arm continues taking placebo: no withdrawal in placebo arm)
Stocchi 2003 ⁶⁵²	No usable outcomes (assesses relapse in people continued on antidepressants vs those discontinued; withdrawal symptoms or rebound symptoms not reported)
Sunder 2004 ⁶⁵⁶	No usable outcomes (discontinuation symptoms only reported narratively as no significant difference between groups)
Terra 1998 ⁶⁶⁶	No usable outcomes (assesses recurrence in people continued on antidepressants vs those discontinued; withdrawal symptoms or rebound symptoms not reported)
Tourian 2009 ⁶⁷⁴	Comparator does not match protocol (3 arm trial, one arm discontinues antidepressants during taper phase, but the placebo treatment arm continues taking placebo during the taper phase (no withdrawal from placebo) and the other antidepressant arm continues but reduces dose during the taper phase)

Study	Exclusion reason
Tyrer 1983 ⁶⁹⁰	No usable outcomes (total number reporting withdrawal symptoms reported, no breakdown per group)
Ulfvarson 2003 ⁶⁹³	No usable outcomes (assess symptoms in people continued on antidepressants vs those discontinued; withdrawal symptoms or rebound symptoms not reported: symptom scores provided are stated in the methods to look at symptoms of side effects of SSRIs. Narrative comment that 'the responsible physicians recorded no withdrawal symptoms', but unclear if this was assessed in both arms)
van Geffen 2005 ⁷⁰²	Incorrect study design (qualitative study)
Van 2021 ⁷⁰⁶	Systematic review (protocol does not match current review protocol)
Vandel 2004 ⁷⁰⁷	Letter to editor
Versiani 1999 ⁷¹³	No usable outcomes (assesses relapse in people continued on antidepressants vs those discontinued; withdrawal symptoms or rebound symptoms not reported)
Vöhringer 2015 ⁷¹⁸	No usable outcomes (assess relapse in people continued on antidepressants vs those discontinued; withdrawal symptoms or rebound symptoms not reported)
Voshaar 2003 ⁴⁹⁹	Comparison does not match protocol (people in the comparison arm received usual care and 'did not receive any help with benzodiazepine reduction' but did not specifically continue on benzodiazepines).
Walsh 1983 ⁷²⁸	Incorrect study design (crossover, no comparative arm)
Wardle 1994 ⁷³⁰	No usable outcomes (withdrawal outcomes not reported)
Ware 1997 ⁷³¹	No usable outcomes (insomnia rebound not reported as dichotomous outcome, only as symptom score)
Wilson 2020 ⁷⁵¹	Pooled analysis of 2 RCTs
Yonkers 2015 ⁷⁶⁴	Intervention and comparison do not match protocol (antidepressants vs placebo for treatment of premenstrual dysphoric disorder: both groups took the antidepressant/placebo for a few days each menstrual cycle, for 6 cycles. Although withdrawal symptoms were assessed in the 3 days after the last pill was taken in each cycle, this was a break in treatment rather than withdrawal)
Young 2018 ⁷⁷³	Intervention and comparator do not match protocol (online peer education vs Facebook control to support chronic pain patients on opioid therapy)
Zajecha 1998 ⁷⁷⁷	No usable outcomes (reports new or worsened adverse events in people continued on antidepressants vs those discontinued, but unclear whether they are withdrawal symptoms; withdrawal symptoms or rebound symptoms not reported)
Zitman 2001 ⁷⁸³	Comparison does not match protocol (people in both arms of the trial discontinued from benzodiazepines)

I.2 Studies excluded from the qualitative review

Reference	Reason for exclusion
Abagiu 2014 ¹	Incorrect study design and topic: Review on MAT programmes rather; Not qualitative.
Abbasi-Ghahramanloo 2018 ²	No relevant themes
Abdellaoui 2018 ³	No relevant themes

Reference	Reason for exclusion
Abiodun 1991 ⁴	Incorrect medications: mixture of prescribed, non-prescribed and illicit drug use.
Abood 2018 ⁵	Incorrect population: prescription medication abuse with the use of KHAT
Abouyanni 2000 ⁶	No relevant themes
Adams 1993 ⁷	No relevant themes
Adams 2018 ⁸	No relevant themes
Agyapong 2009 ¹¹	Analysis does not meet protocol: quantitative analysis with qualitatively reported numerical findings
Al-Amri 2002 ¹²	No relevant themes
Al-Husseini ¹³	Incorrect population: Illicit use of pregabalin; use for addiction treatment
Albright 2010 ¹⁴	No relevant themes
Alghofaily 2019 ¹⁶	Incorrect study design: quantitative survey
Alishashi 2021 ¹⁷	Incorrect study design: closed question survey
Alkhamis 2009 ¹⁸	Incorrect population: non-prescribed drug misuse
Allcock 2003 ¹⁹	Incorrect population: student nurses
Alley 2020 ²⁰	Quantitative analysis; no relevant themes
Alves 2011 ²⁶	No relevant themes
Alvidrez 2004 ²⁷	Incorrect population: illicit drug use
Anderson 2015 ³⁰	No relevant themes
Anderson 2014 ³²	Systematic review with different aim; incorrect topic: prescribers' views on minimising potentially inappropriate medication; no relevant themes; incorrect population: prescribers.
Anderson 2020 ³³	Relevant to substitution treatment for illicit drug use
Andrews 2005 ³⁷	Incorrect study design: quantitative survey
Andrews 2013 ³⁶	No relevant themes
Andrews-Cooper 2019 ³⁵	Review: references checked
Andrilla 2018 ³⁸	Quantitative analysis; no extractable themes
Andrilla 2019 ⁴⁰	No relevant themes
Andrilla 2020 ³⁹	Incorrect population: prescribers of buprenorphine for OUD
Anonymous 2009 ⁵⁴⁸	No relevant themes
Anonymous 2010 ⁹	Incorrect study design: Summary of research into addiction
Anonymous 2010 ⁵⁴⁷	Incorrect age population: adolescents, alcohol and drug use
Anonymous 2017 ¹⁸⁶	Incorrect population: opium dependence/active methadone treatment
Anonymous 2020 ¹⁸⁴	Incorrect setting: emergency departments; no relevant themes
Anthierens 2007 ⁴³	Non-English language paper: French; full-text not available
Armstrong 2016 ⁴⁴	Full paper not available
Attiullah 2004 ⁴⁵	No relevant qualitative information
Ayakta 2021 ⁴⁷	No relevant themes
Ayres 2012 ⁴⁸	Incorrect population: Illicit substance abuse
Badger 2002 ⁵⁰	No relevant qualitative information
Baker ⁵²	Quantitative analysis; no relevant themes
Baldacchino 2005 ⁵⁴	No relevant qualitative information
Baldacchino 2010 ⁵³	No relevant qualitative information
Baldwin 2012 ⁵⁵	No relevant qualitative information
Balough 2019 ⁶⁰	No relevant qualitative information

Reference	Reason for exclusion
Banta-Green 2010 ⁶¹	Analysis does not meet protocol: quantitative
Bargon 2019 ⁶²	No relevant qualitative information
Barrett 2018 ⁶⁵	No relevant qualitative information
Barry 2010 ⁶⁶	No relevant themes
Basu 2005 ⁶⁸	Incorrect study design: Overview of drug and alcohol abuse
Bech, 2005 ⁷⁰	No relevant qualitative information
Becker 2007 ⁷¹	No relevant themes
Belaise 2012 ⁷²	Grey literature: Letter; identified through PHE search
Bell 1990 ⁷³	Analysis does not meet protocol: Quantitative analysis of a survey
Bendtsen 1999 ⁷⁵	No relevant themes
Bennet 2019 ⁷⁶	Incorrect study design: pharmacists opinions based on one case report of perceived responsibility for medicines
Bergman 2013 ⁷⁸	No relevant themes
Bergstein 2021 ⁷⁹	Incorrect population: 95% heroin use
Bessen 2019 ⁸⁰	No relevant themes
Bhamb 2006 ⁸¹	No relevant qualitative information
Black 2020 ⁸⁷	Quantitative analysis; no extractable themes
Blake 2007 ⁸⁹	No relevant themes
Blanck 2015 ⁹⁰	Incorrect study design: quantitative with no open-ended questions; incorrect population - nurses frequency of prescribing (any prescribing not only for pain).
Bornstein 2020 ⁹¹	No relevant themes
Bounthavong 2020 ⁹³	No relevant themes
Bowls 2021 ⁹⁵	Incorrect population: non-prescription use; no relevant themes
Brinkley-Rubinstein ⁹⁷	No relevant themes
British Medical Association 2015 ⁹⁸	Call for evidence report; no relevant themes.
Broekmans 2004 ⁹⁹	Incorrect study design: Survey that did not contain open ended free text answers
Brown 2020 ¹⁰⁰	Quantitative analysis; no extractable themes
Bunbury 1980 ¹⁰¹	Unable to obtain paper
Bunting 2021 ¹⁰²	No relevant themes
Busto 1998 ¹⁰⁷	Analysis does not meet protocol: Quantitative data; no relevant information
Busto 2001 ¹⁰⁶	No relevant information: says respondents had side effects but not much beyond that.
Buttram 2019 ¹⁰⁹	Incorrect population/ topic: Gabapentin as treatment for substance abuse alternative
Calcaterra 2016 ¹¹⁰	No relevant themes
Canham 2015 ¹¹³	No relevant themes
Canfield 2010 ¹¹¹	No relevant qualitative information
Canfield 2011 ¹¹²	erratum statement
Caplehorn 1996 ¹¹⁵	Opinions on methadone treatment; no extractable themes
Castañeda 2020 ¹¹⁸	No relevant themes
Chang 2016 ¹¹⁹	Doctors' views about Canadian opioid guidelines; no extractable themes
Chatterjee 2021 ¹²⁰	No relevant themes

Reference	Reason for exclusion
Chau 2021 ¹²¹	Incorrect population - acting representatives from local and regional drug use, community and advocacy organisations
Chen 2011 ¹²²	Doctors' opinions and practices; no relevant themes
Choi 2021 ¹²³	No relevant themes
Chouinard 2018 ¹²⁴	Quantitatively analysed survey; no extractable themes
Cleveland 2020 ¹²⁶	Mixed sample of illicit and prescription opioids also obtained for non-medical use ; no relevant themes
Click 2018 ¹²⁷	No relevant themes
Cochran 2013 ¹²⁸	Opinions on screening and intervention for opioid abuse; quantitative results from questionnaire
Cohen 1983 ¹³⁰	A list of symptoms of withdrawal experienced but without qualitative data
Conrardy 2016 ¹³⁴	Incorrect opioid drug combination: hydrocodone-acetaminophen; no relevant themes
Cook 2007 ¹³⁶	Incorrect drugs: only 60% taking a benzodiazepine listed in the guideline
Cooper 2007 ¹³⁷	Incorrect study design: Questionnaire that did not contain open ended free text answers
Cooper 2013 ¹³⁸	No relevant themes
Cooper 2016 ¹³⁹	Review of qualitative studies: references checked
Cossette 2020 ¹⁴¹	Incorrect drugs: antipsychotics; no relevant themes
Coupland 2021 ¹⁴²	Incorrect intervention - prescriber views of a service for pregnant women with substance use disorders (alcohol and drugs); no mention of prescription or illicit or type of drug.
Coyne 2021 ¹⁴⁵	Quantitatively analysed survey; no extractable themes
Coyne 2021 ¹⁴⁶	Quantitatively analysed survey; no extractable themes
Crime 1983 ¹⁴⁷	No relevant information
Dankert 2008 ¹⁵⁴	Irrelevant topic: opinions on implantable psychotropic meds
Davies 1997 ¹⁵⁷	No relevant themes
Davies 2018 ¹⁵⁸	APPG report identified from PHE review; not eligible for inclusion as grey literature
Davis 2018 ¹⁶¹	Paper not available
Dawson 2002 ¹⁶³	Irrelevant topic: Inadequate pain relief for cancer patients
Dawson 2005 ¹⁶²	No relevant qualitative information
De Sola 2020 ¹⁶⁴	No relevant themes
Dickinson 2010 ¹⁶⁸	Identified from PHE report; no relevant themes
Donald 2021 ¹⁶⁹	No relevant themes
Donner 1988 ¹⁷⁰	No relevant qualitative information
Doucette 1997 ¹⁷²	Irrelevant topic: pharmacists views on opioids for cancer pain
Drazdowski 2016 ¹⁷³	Incorrect study design & topic: Rationale for non-medical prescription abuse
Droege 2007 ¹⁷⁴	No relevant qualitative information
Dunn 2016 ¹⁷⁷	No relevant qualitative information
Dunn 2017 ¹⁷⁶	No relevant qualitative information
Dyas 2010 ¹⁷⁸	Unclear if drugs met protocol: 'prescribed or over-the-counter' hypnotics that were not specified
Dybwad 1997 ¹⁷⁹	No relevant themes

Reference	Reason for exclusion
Ebbert 2018 ¹⁸⁰	No relevant qualitative information
Esquibel 2014 ¹⁸⁵	No relevant themes
Eveleigh 2019 ¹⁸⁸	Duplicate of paper already extracted in the review
Fagerlin 2010 ¹⁸⁹	Incorrect study design: quantitative survey
Farrugia 2020 ¹⁹²	Incorrect population - illicit; intervention - take home naloxone for overdose
Fatani 2021 ¹⁹³	Incorrect population: mixed sample of people using prescription and illicit substances reported to be taking them for non-medical use
Fernandez 2018 ²⁰²	Doctors survey; some useful info about prescribing decisions
Fernandez 2021 ²⁰¹	Incorrect population: illicit and tobacco use
Feroni 2005 ²⁰³	Analysis does not meet protocol: Quantitative analysis of a survey
Fingleton 2019 ²⁰⁴	No relevant themes
Fisher 1995 ²⁰⁵	Analysis does not meet protocol: quantitatively analysed investigation
Fixsen 2017 ²⁰⁶	Incorrect study design: narrative investigation of publicly available online accounts of benzodiazepine use and withdrawal (e.g., including internet blogs and YouTube videos); no distinction between prescribed and illicit use made
Fleming 2017 ²⁰⁷	Abstract only
Foley 2017 ²⁰⁸	No relevant qualitative information
Foley 2018 ²⁰⁹	No relevant qualitative information
Foley 2016 ²¹⁰	No relevant themes
Fulton 2012 ²¹⁹	Qualitative study but concentrating on initial use of a drug that may or may not be prescribed at the time.
Galland 2017 ²²¹	Unable to obtain paper
Garfield 2003 ²²³	No relevant themes
Giannitrapani 2018 ²²⁹	No relevant themes
Gibson 2014 ²³⁰	Incorrect study design: narrative view
Glanz 1986 ²³²	No relevant qualitative information
Godbole 2011 ²³⁴	Incorrect topic: psychotropic medication in pregnancy
Gooberman-Hill 2011 ²³⁸	No relevant themes; incorrect populations: GPs
Gottlieb 1978 ²⁴⁰	Incorrect study design: Questionnaire that did not contain open ended free text answers
Grahmann ²⁴¹	No relevant themes
Grazzi 2008 ²⁴³	No relevant qualitative information
Greaves 2015 ²⁴⁴	No relevant themes
Green 2017 ²⁴⁵	No relevant themes
Griffoen 2017 ²⁴⁷	No relevant themes
Group 2015 ²⁴⁸	Incorrect topic: management of cancer pain
Gruss 2019 ²⁴⁹	No relevant themes
Guillaumie 2015 ²⁵⁰	Incorrect population: views of pharmacists
Guy 2018 ²⁵¹	APPG report identified from PHE review; not eligible for inclusion as grey literature
Hadlandsmyth 2019 ²⁵³	No relevant themes
Hamilton 2021 ²⁵⁶	Incorrect population (GPs) and no relevant themes
Harmark 2011 ²⁵⁷	No relevant qualitative information
Harmark 2013 ²⁵⁸	No relevant qualitative information

Reference	Reason for exclusion
Haskell 1986 ²⁶³	Incorrect study design: Quantitative data from survey on benzodiazepines
Haslam 2004 ²⁶⁴	No relevant themes
Hassan 2021 ²⁶⁵	No relevant themes
Heinemann 2017 ²⁶⁸	No relevant qualitative information
Hellewell 2002 ²⁶⁹	No relevant qualitative information
Hooten 2011 ²⁷⁸	Survey with no relevant themes
Howell 2015 ²⁷⁹	No relevant themes
Huijbers 2020 ²⁸¹	No relevant themes
Hurstak 2017 ²⁸²	No relevant themes
Hwang 2016 ²⁸³	No relevant themes
Ike 2019 ²⁸⁴	No relevant themes
Imtiaz 2014 ²⁸⁵	No relevant themes
Inciardi 2009 ²⁸⁶	Incorrect population: Illicit substance abuse program users and dealers' interviews to better understand drug diversion
Iqbal 2000 ²⁸⁷	no relevant themes
Isacson 1993 ²⁸⁸	Analysis does not meet protocol: Quantitative analysis of a survey
Isacson, 1999 ²⁹⁰	Incorrect study design: Quantitative survey data on parasuicide
Isacson 2008 ²⁸⁹	No relevant qualitative information
Isenberg 2017 ²⁹¹	Incorrect population: HIV patients with chronic pain and a history of substance abuse; no relevant themes
Jacobson 2019 ²⁹³	No relevant themes
Jacoby 2003 ²⁹⁴	No relevant themes
Jaiteh 2019 ²⁹⁷	Incorrect population: IVDU users
James 2009 ²⁹⁸	Incorrect drug types: second generation antipsychotics & mood stabilizers not meeting protocol
Jamison 2014 ³⁰⁰	Incorrect study design: Closed questionnaire surveys that does not contain open ended free text answers
Jarbrink 1999 ³⁰¹	Incorrect study design: closed questionnaire surveys that does not contain open ended free text answers
Jarernsripornkul 2002 ³⁰²	Incorrect study design: no open-ended questions; no extractable themes
Jarernsripornkul 2003 ³⁰³	no qualitative information to be used
Jariangprasert 2007 ³⁰⁴	No open-ended free text answers
Jauhar 2009 ³⁰⁵	Not a qualitative research study
Jeske 2019 ³⁰⁷	Unclear if participants were on methadone maintenance due to raking prescribed or illicit opioids; no relevant themes
Jiao 2018 ³⁰⁸	No extractable themes
Johnson 2017 ³⁰⁹	No relevant themes
Joranson 2001 ³¹¹	No relevant themes
Kahan 2011 ³¹³	No relevant themes
Kang 2019 ³¹⁸	No relevant themes: information needs of physicians and pharmacists
Kapadia 2007 ³¹⁹	Incorrect population: not limited to prescribed medicine and cannot distinguish in the paper where attitudes were about prescribed or illicit drug use
Kattail 2019 ³²²	No relevant themes
Keller 2021 ³²⁸	Incorrect population (clinicians)

Reference	Reason for exclusion
Kelly 2021 ³²⁹	Incorrect population: GPs; no relevant themes
Kennedy-Martin 2017 ³³⁰	Incorrect study design: Conference abstract
Kennedy-Martin 2017 ³³¹	Incorrect study design: Conference abstract
Kesten 2019 ³³³	No relevant themes
Kesselheim 2017 ³³²	No relevant themes
Khetta 2017 ³³⁵	Paper not available
Kilaru 2014 ³³⁶	No relevant themes
Kim 2019 ³³⁷	No relevant information
Kim 2020 ³³⁸	No qualitative analysis
King 1983 ³³⁹	Incorrect study design: Questionnaire that did not contain open ended free text answers
Kinnaird 2019 ³⁴⁰	No relevant themes
Kissin 2006 ³⁴²	Incorrect study design: Survey data presented in a quantitative fashion
Knolan 2001 ³⁴⁵	Incorrect study design: No open-ended free text answers
Kohlbeck 2018 ³⁴⁸	Incorrect study design: Review of prescribing practices after an education intervention; no relevant themes
Kosteniuk 2020 ³⁵⁴	No relevant themes
Kraus 2015 ³⁵⁵	Incorrect study design: quantitative survey
Krawczyk 2018 ³⁵⁶	No relevant themes
Kring 2014 ³⁵⁷	Unable to obtain paper
Lafferty ³⁶⁶	Incorrect study design: survey with no open-ended free text answers
Lahteenmaki 2019 ³⁶⁷	Incorrect study design: RCT
Lai 2021 ³⁶⁸	Incorrect population: people with a history on non-medical opioid use
Lal 2019 ³⁶⁹	No relevant themes
Langford 2021 ³⁷⁰	No relevant themes
Langford 2021 ³⁷¹	Incorrect population: care providers
Lapshin 2006 ³⁷³	Incorrect study design: development of questionnaire
Larson 2018 ³⁷⁴	No relevant themes
Lau 2008 ³⁷⁵	Limited free text answers and nothing related to protocols
Lau 2016 ³⁷⁶	Incorrect medication: paracetamol
Leece 2015 ³⁷⁸	Qualitative study concentrating on prescribing practices; no relevant themes
Lefebvre-Durel 2021 ³⁷⁹	Incorrect population (health care professionals); no relevant themes
Leonardi 2016 ³⁸¹	Buprenorphine usage for replacement treatment; no relevant themes
Leong ³⁸²	No relevant themes
Lewis 2016 ³⁸⁵	Incorrect study design: gabapeptin intervention for pain; very briefly reported qualitative findings; no extractable themes
Liebrenz 2015 ³⁸⁹	Mixed population of prescribed and illicit medication. Outcomes do not directly relate to a clinical question.
Lin 2007 ³⁹⁰	Incorrect study design: statement responses with quantitative results
Linn 1971 ³⁹¹	Incorrect study design: Opinions based on specific situations with anti-depressive medication
Lopez 2018 ³⁹³	No qualitative information: about adherence to guidance
Magee 2021 ³⁹⁶	No relevant themes
Mahtani-Chugani 2011 ⁴⁰²	Narrative review: references checked
Malewski 2018 ⁴⁰⁴	Unable to obtain paper

Reference	Reason for exclusion
Manubay 2015 ⁴⁰⁵	Incorrect study design: quantitative questionnaire
Marazziti 2014 ⁴⁰⁶	Incorrect study design: Questionnaire survey
Markocic 2016 ⁴⁰⁷	Questionnaire that did not contain open ended free text answers
Martin 2018 ⁴¹⁰	No relevant themes
Martirosyan 2012 ⁴¹¹	Incorrect drugs: drugs for Type 2 diabetes
Marquez 2021 ⁴⁰⁹	Incorrect population (health care providers); no relevant themes
Mathis, 2020 ⁴¹³	No relevant themes
Mathis 2020 ⁴¹²	No relevant themes
Matthias 2013 ⁴¹⁴	No relevant themes
Matthias 2020 ⁴¹⁵	No relevant themes
Mayock 2021 ⁴¹⁸	Incorrect population: long-term methadone maintenance treatment; no relevant themes
Mazurenko 2020 ⁴²⁰	No relevant themes; incorrect setting: acute care hospital
McCaffery 1990 ⁴²¹	Incorrect study design: Assessment of nurses' knowledge of opioid drugs, no qualitative data
McCaffery 1992 ⁴²²	No relevant themes
McCarthy 2014 ⁴²³	Very briefly stated themes; not extractable as no information to support them
McKeganey 2004 ⁴²⁵	Incorrect topic: Non-prescribed illegal drug use; no relevant qualitative info
McMullen 2009 ⁴²⁶	No relevant themes
McNeil 2016 ⁴²⁷	No relevant themes
Miller 1991 ⁴²⁹	No relevant themes
Mishriky 2019 ⁴³¹	No relevant themes
Mitchell 2006 ⁴³²	Need to check relevant references
Mol 2005 ⁴³⁴	Incorrect design: quantitative; No open-ended free text answers
Mol 2006 ⁴³⁵	No relevant themes
Mol 2007 ⁴³⁶	Incorrect study design: Quantitative trial
Moore 2002 ⁴⁴⁷	Incorrect study design: Survey of prescribing practices
Mueller 2017 ⁴⁴⁹	Qualitative study without relevant information
Muller-Schwefe 2014 ⁴⁵⁰	Incorrect population: mixed population with cancer pain; no relevant information
Nabovati 2017 ⁴⁵²	Incorrect study design: closed question survey
Nagel 2018 ⁴⁵³	No relevant themes
Nardini 2019 ⁴⁵⁵	Incorrect study design: quantitative survey
Narsin 2012 ⁴⁵⁶	Incorrect study design: quantitative survey
Navis 2019 ⁴⁵⁸	Incorrect population: HCPs; no relevant themes
Neo 2001 ⁴⁵⁹	Incorrect study design: quantitative survey
Nerlekar 2019 ⁴⁶⁰	Incorrect study design: quantitative questionnaire
Nielsen 2011 ⁴⁶²	Incorrect study design: closed-question survey, no qualitative analysis
Nielsen 2013 ⁴⁶³	No relevant themes
Nielsen 2013 ⁴⁶¹	Incorrect population: illicit drug use; quantitative measures
Nielsen 2016 ⁴⁶⁶	Incorrect study design: quantitative survey
Nielsen 2018 ⁴⁶⁷	Analysis does not meet protocol: quantitative analysis
Nielsen 2018 ⁴⁶⁵	Partially incorrect population: illicitly obtained opioids for the majority
Nielsen 2019 ⁴⁶⁴	No relevant themes

Reference	Reason for exclusion
Nolan 2005 ⁴⁷⁰	No relevant themes
Nunn 2011 ⁴⁷³	Correction to existing paper; no extractable themes
Nwokeji, 2007 ⁴⁷⁴	Incorrect study design: closed question survey
Nygaard 2004 ⁴⁷⁵	Incorrect study design: quantitative survey
Nystrom 2005 ⁴⁷⁶	Incorrect study design: quantitative questionnaires
O'Brien 2012 ⁴⁷⁷	Analysis does not meet protocol: quantitative
O'Byrne 2019 ⁴⁷⁸	Incorrect population: illicit drug users
O'Connor 2004 ⁴⁷⁹	Analysis did not meet protocol: quantitative measures and analysis
O'Mullan 2014 ⁴⁸⁰	No relevant themes (information on side-effects not withdrawal symptoms)
O'Mullan 2015 ⁴⁸¹	No relevant themes
O'Rourke 2019 ⁴⁸²	Incorrect study design: Secondary analysis of quantitative survey
O'Shea 1991 ⁴⁸³	Analysis does not meet protocol: quantitative analysis
O'Sullivan 2016 ⁴⁸⁴	Analysis does not meet protocol: quantitative analysis
Oberleitner 2011 ⁴⁸⁵	Paper not ordered: dissertation
Okoro 2018 ⁴⁸⁷	Incorrect study design: closed-question questionnaire
Oldfield 2019 ⁴⁸⁸	Analysis does not meet protocol: quantitatively analysed results of workshop with medical students
Olsen 2009 ⁴⁹⁰	Incorrect study design: quantitative survey
Olsen 2018 ⁴⁹¹	Incorrect study design: closed question survey; quantitative analysis
Olsen 2019 ⁴⁹²	Incorrect study design: closed question questionnaire; quantitative analysis
Olsen 2019 ⁴⁸⁹	No relevant themes
Oppong 2016 ⁴⁹³	No relevant themes
Oros 2021 ⁴⁹⁴	Incorrect population: care providers
Ostrach 2019 ⁴⁹⁵	No relevant themes
Ostrow 2017 ⁴⁹⁶	Incorrect study design: results of closed-question survey
Ott 2012 ⁴⁹⁸	Unclear if drugs met protocol and unclear if survey included open-ended questions
Overton 2018 ⁵⁰⁰	Incorrect study design: not a qualitative study; Delphi method involving a multidisciplinary expert panel
Owen 2012 ⁵⁰¹	Incorrect study design: quantitative survey
Oxman 2000 ⁵⁰²	Incorrect study design: quantitatively analysed survey
Oyler 2018 ⁵⁰³	Incorrect study design: closed question survey with 1 open-ended optional question and no qualitative analysis
Padmanathan 2014 ⁵⁰⁴	Incorrect study design: appraisal of accessing psychotropic medicines in India
Palacios-Cena 2017 ⁵⁰⁵	No relevant themes
Paparella 2018 ⁵⁰⁷	Incorrect study design: review of practice guidelines
Parchman 2017 ⁵⁰⁹	No relevant themes
Pareira 2017 ⁵²⁹	Incorrect population: illicit drug users
Park 2013 ⁵¹⁰	No relevant themes
Park 2014 ⁵¹¹	Analysis does not meet protocol: quantitative
Park 2021 ⁵¹²	Incorrect population: 30.8% benzodiazepines that were not prescribed
Parks 2018 ⁵¹³	Paper not ordered: dissertation

Reference	Reason for exclusion
Parran 2000 ⁵¹⁵	Incorrect study design: quantitative survey
Parry 2017 ⁵¹⁶	Incorrect population: health professionals treating codeine misusers, majority of which was intentional use for intoxication
Paterson 2016 ⁵¹⁷	No relevant themes
Peacey ⁵²⁰	Incorrect study design: quantitative survey
Peacock-Chambers 2020 ⁵²¹	No relevant themes: about early intervention child development services for mothers in recovery of opioid use disorder
Pearace 2019 ⁵²²	Incorrect population: illicit opioid use
Penm 2019 ⁵²⁵	No relevant themes
Pérodeau 2016 ⁵³⁰	No relevant themes
Perrone 2012 ⁵³¹	Incorrect study design: closed question questionnaire
Pinsker 1984 ⁵³⁵	Unclear analysis; quantitatively stated results
Pohjanoksa-Mantyla, 2009 ⁵³⁶	No relevant themes
Pomerleau 2017 ⁵³⁷	Incorrect design: closed question survey
Poon 2016 ⁵³⁸	Incorrect study design: review of a monitoring system not relevant to the protocols
Porucznik 2013 ⁵³⁹	Incorrect study design & analysis: web-based questionnaire; quantitative analysis
Pottegard 2014 ⁵⁴⁰	Analysis does not meet protocol: quantitative analysis
Potter 2001 ⁵⁴¹	Incorrect study design: Closed question survey
Prathivadi 2021 ⁵⁴⁶	No relevant themes
Prathivadi 2021 ⁵⁴⁵	Incorrect population: care providers; no relevant themes
Price 2012 ⁵⁴⁹	Study testing validity & reliability of questionnaire developed using qualitative data, qualitative data or analysis not reported; no relevant themes
Prien 1978 ⁵⁵¹	Incorrect design: secondary examination of existing surveys; no qualitative analysis
Price 2009 ⁵⁵⁰	No relevant themes
Qureshi 2015 ⁵⁵⁶	Incorrect study design: quantitative survey
Raban 2016 ⁵⁵⁷	Incorrect study design: Website content evaluation; available qualitative results not likely to relate to drugs meeting protocol
Radomski 2018 ⁵⁵⁸	No relevant themes
Rash 2018 ⁵⁶⁰	Incorrect study design: systematic review protocol
Rath 2012 ⁵⁶³	Paper not ordered: dissertation
Rauck 2017 ⁵⁶⁵	Incorrect study design: quantitative survey
Rausch 2012 ⁵⁶⁶	Incorrect study design: Article
Razouki 2018 ⁵⁶⁸	Incorrect study design: closed-question survey
Read 2014 ⁵⁶⁹	Analysis does not meet protocol: quantitative analysis
Read 2015 ⁵⁷⁰	Analysis does not meet protocol: quantitative analysis
Read 2016 ⁵⁷³	Incorrect study design: quantitative survey
Read 2017 ⁵⁷¹	Incorrect study design: quantitative questionnaires
Read 2017 ⁵⁷¹	Identified from PHE review; no relevant themes
Read 2018 ⁵⁷⁵	Incorrect study design: Quantitatively analysed survey
Read 2019 ⁵⁷²	Incorrect study design: closed question survey; reports some qualitative comments but not sufficient to extract themes
Read 2019 ⁵⁷²	Incorrect study design: quantitative survey

Reference	Reason for exclusion
Reeve 2013 ⁵⁷⁶	Systematic review: references checked
Richards 2004 ⁵⁷⁹	Incorrect study design: quantitative questionnaires
Rifkin 2010 ⁵⁸⁷	Drugs not meeting protocol
Riley 2018 ⁵⁸⁸	Paper not ordered: dissertation
Riley 2019 ⁵⁸⁹	Incorrect study design: quantitative survey
Robinson 2015 ⁵⁹³	Incorrect study design: quantitative
Rolman 2019 ⁵⁹⁵	Incorrect study design: quantitative review
Roman 2011 ⁵⁹⁶	Analysis and topic does not meet protocol: quantitative analysis exploring the use of medication for substance-use disorder
Rosen 2014 ⁵⁹⁷	Incorrect study design: quantitative survey
Rosenberg 2003 ⁶⁰⁰	Incorrect study design: quantitatively analysed closed question survey
Rosenblat 2018 ⁶⁰¹	Incorrect study design: quantitatively analysed survey
Roth 2008 ⁶⁰³	Incorrect study design: quantitative survey
Roux 2011 ⁶⁰⁶	Incorrect study design: quantitative questionnaire
Rubio 2016 ⁶⁰⁷	Incorrect population: relevant to illicit drug use
Runci 2012 ⁶⁰⁸	Analysis does not meet protocol: quantitative analysis
Russel 2000 ⁶⁰⁹	Incorrect drugs: not dependence forming
Rutkow 2015 ⁶¹⁰	Incorrect study design: quantitative survey
Ryan 2007 ⁶¹¹	Analysis does not meet protocol: quantitative measures and analysis
Saad 2018 ⁶¹³	Incorrect study design: quantitative survey; partially incorrect population: only 3/9 most commonly reported medication met protocol
Saeed 2019 ⁶¹⁴	Incorrect study design: closed question survey
Saigal 2019 ⁶¹⁵	Incorrect study design: literature review
Sake 2018 ⁵⁷⁰	Incorrect study design: quantitative survey
Salazar-Fraile 2015 ⁶¹⁶	No relevant themes
Salimi 2014 ⁶¹⁷	Incorrect study design: prospective study on opioid detoxification efficacy; unclear if relevant to prescribed opioids
Salinas 2012 ⁶¹⁸	Incorrect study design: quantitative survey
Salinas 2012 ⁶¹⁹	Incorrect study design: quantitative survey
Salvato 2003 ⁶²⁰	Analysis does not meet protocol: quantitatively analysed questionnaires; cancer pain management
Samples 2015 ⁶²³	Analysis does not meet protocol: quantitative analysis
Sanchez-Ramirez 2019 ⁶²⁴	Closed question survey
Satterwhite 2019 ⁶²⁵	No relevant themes
Schieffe 2005 ⁶²⁹	Incorrect study design: quantitatively analysed questionnaire data and medical records
Schmalstieg-Bahr, 2019 ⁶³⁰	No relevant themes
Schofield 2011 ⁶³²	Identified through PHE review; no relevant themes
Seamark 2013 ⁶³⁴	No relevant themes
Shader 1968 ⁶³⁶	Incorrect study design: quantitative questionnaire
Simmonds 2015 ⁶³⁸	No relevant themes
Sirdifield 2013 ⁶⁴⁰	Systematic review: references checked
Sirdifield 2013 ⁶⁴⁰	Systematic review: references checked
Sirdifield 2017 ⁶⁴¹	Systematic review: references checked
Sirdifield 2019 ⁶⁴¹	Systematic review: references checked

Reference	Reason for exclusion
Sirey 2001 ⁶⁴²	Incorrect study design; quantitatively analysed questionnaire
Sirley 1999 ⁶⁴³	Analysis does not meet protocol: quantitatively analysed interviews
Slat 2021 ⁶⁴⁴	No relevant themes
Slevin 2011 ⁶⁴⁵	Incorrect study design: closed question survey analysed qualitatively
Slingsby 2007 ⁶⁴⁶	No relevant themes
Stockman 2018 ⁶⁵³	Identified through PHE review; no relevant themes
Stumbo 2016 ⁶⁵⁴	Incorrect population: majority was illicit or non-prescribed opioids; no relevant themes
Subelj 2010 ⁶⁵⁵	No relevant themes
Takaesu 2014 ⁶⁵⁷	Incorrect study design: quantitative questionnaire
Tan 1999 ⁶⁵⁸	Incorrect study design: closed question questionnaire
Tanguay Bernard 2018 ⁶⁵⁹	Analysis did not meet protocol: quantitative analysis
Tannoury 2019 ⁶⁶⁰	Incorrect study design: quantitative survey
Taverner 2000 ⁶⁶¹	Analysis does not meet protocol: quantitative analysis
Taylor 2006 ⁶⁶²	Incorrect study design: quantitative survey
Taylor 2015 ⁶⁶³	Incorrect setting: administration of controlled drugs in acute setting; no relevant themes
Tepper 2004 ⁶⁶⁵	Incorrect study design: quantitative questionnaire; full-text not available
Thakur 2020 ⁶⁶⁷	No relevant themes
Togighi 2019 ⁶⁶⁸	Incorrect population: opioid dependence obtained without prescription
Tong 2019 ⁶⁶⁹	No relevant themes
Torabi 2019 ⁶⁷⁰	Analysis does not meet protocol: quantitative analysis
Torberg 2019 ⁶⁸⁰	Incorrect study design: quantitative questionnaire
Tordoff 2010 ⁶⁷¹	Unable to obtain paper
Tormohlen 2019 ⁶⁷²	Incorrect study design: quantitatively analysed survey
Torrens 2016 ⁶⁷³	Non-English language paper: Spanish
Townsend 2003 ⁶⁷⁵	No relevant themes
Towsley 2013 ⁶⁷⁶	Paper not ordered: dissertation
Toye 2017 ⁶⁷⁷	Review: references checked
Trafton 2011 ⁶⁷⁸	Incorrect study design: quantitative
Tran 2015 ⁶⁷⁹	Incorrect study design: quantitative survey; methadone maintenance for illicit drug use
Trujols 2017 ⁶⁸¹	Incorrect study design: secondary analysis of quantitative survey; relevant to illicit drug use
Turk 1994 ⁶⁸⁴	Incorrect study design: closed question questionnaire; quantitative analysis
Turk 1995 ⁶⁸⁵	Incorrect study design: quantitative survey
Turk 1996 ⁶⁸³	Incorrect study design: article reviewing literature and quantitative survey results
Turk 1997 ⁶⁸⁶	Incorrect study design: quantitatively analysed questionnaire
Turminello 2019 ⁶⁸²	Incorrect study design: short article including quantitative survey results
Turner 2005 ⁶⁸⁷	Incorrect study design: quantitative survey; Incorrect drugs: methadone and buprenorphine maintenance for drug misuse
Turner 2008 ⁶⁸⁸	No relevant themes
Tylee 1999 ⁶⁸⁹	Analysis does not meet protocol: quantitative analysis

Reference	Reason for exclusion
Uebelacker 2011 ⁶⁹¹	No relevant themes
Ueberall 2015 ⁶⁹²	Incorrect study design: quantitative survey
Ulmer 2017 ⁶⁹⁴	Incorrect study design: closed questionnaire; no qualitative analysis
Uosukainen 2013 ⁶⁹⁵	Incorrect study design: quantitatively analysed questionnaires
Upshur 2006 ⁶⁹⁶	Incorrect study design: quantitative survey
Urru 2015 ⁶⁹⁷	Incorrect study design: quantitative survey
Vader 2003 ⁶⁹⁸	Population does not meet protocol: illicit drug use; Incorrect study design: quantitative analysis of expert panel results
Vallerand 2009 ⁶⁹⁹	No relevant themes
Vallerand 2010 ⁷⁰⁰	No relevant themes
Van Eijk 2002 ⁷⁰¹	Unable to obtain paper
Van Geffen 2005 ⁷⁰²	Incorrect study design: Quantitatively analysed questionnaire
Van Hout 2018 ⁷⁰³	Opioid agonist treatment for both prescription and illicit opioids; views reported mostly relevant to illicit opioid use.
Vanderplasschen 2015 ⁷⁰⁸	Population does not meet protocol: illicit drug use
Varley 2019 ⁷¹⁰	Paper not ordered: dissertation
Vargas 2015 ⁷⁰⁹	No relevant themes
Verbeek-Heida 2006 ⁷¹¹	No relevant themes
Verdoux 2014 ⁷¹²	Incorrect study design: quantitative survey
Vignau 2001 ⁷¹⁴	Incorrect study design: quantitative
Vilhelmsson 2011 ⁷¹⁷	No relevant themes
Vijayaraghavan 2012 ⁷¹⁵	Incorrect study design: quantitative questionnaire
Von Korff 1995 ⁷¹⁹	Analysis does not meet protocol: interviews analysed quantitatively; no extractable themes.
Von Korff 2016 ⁷²⁰	Quantitatively analysed interviews
Voon 2018 ⁷²¹	No relevant themes
Voyer 2007 ⁷²³	Incorrect study design: article
Waddington 2015 ⁷²⁴	Incorrect design and irrelevant topic: qualitatively analysed food interviews.
Wagner 2014 ⁷²⁶	Population does not meet protocol: illicit drug use
Wagner 2016 ⁷²⁵	No relevant themes
Wallace 2014 ⁷²⁷	No relevant themes
Walter 2018 ⁷²⁹	Views on mixed prescription and non-prescription opioids explored; former also likely to be illicitly obtained; unclear if emerging themes were relevant to prescription opioids
Webster 2019 ⁷³²	No relevant themes; incorrect population: Physicians
Weiss 2001 ⁷³³	No relevant themes; incorrect population: GPs
Wells 2005 ⁷³⁵	Population does not meet protocol: cancer-related pain; quantitative results
Wells 2019 ⁷³⁴	Incorrect study design: quantitative questionnaire
Wentik 2019 ⁷³⁶	Unable to obtain paper
Wergeland Sorbye 2019 ⁷³⁷	Incorrect study design: single nurse interview relevant to palliative care; no themes reported
Wettermark 2003 ⁷³⁸	Incorrect study design: quantitative data obtained from national register
Wettermark 2009 ⁷³⁹	No relevant themes
Wheatley 1993 ⁷⁴⁰	Incorrect design: single case history and quantitative survey results

Reference	Reason for exclusion
White 2015 ⁷⁴¹	Population does not meet protocol: people who inject opioids intended for oral/ sublingual consumption, not dependent on prescribed medicines.
Whiteside 2018 ⁷⁴²	Incorrect study design: secondary analysis of quantitative measures
Wilcox 1994 ⁷⁴⁶	Incorrect study design: quantitatively analysed survey
Wilder 2016 ⁷⁴³	Analysis does not meet protocol: quantitative analysis
Wilkinson 2016 ⁷⁴⁵	Incorrect study design: article, includes presentation of individual cases but no qualitative analysis
Williams 1999 ⁷⁴⁷	Incorrect study design: quantitative survey
Williams 2018 ⁷⁴⁸	Incorrect study design: quantitative survey
Wilson 2015 ⁷⁵²	No relevant themes
Wilson 2018 ⁷⁵⁰	Incorrect study design: quantitative survey
Wilson 2020 ⁷⁴⁹	No relevant themes
Winstock 2009 ⁷⁵³	Quantitative survey
Wolfe 2008 ⁷⁵⁵	Incorrect study design: quantitative survey
Wolf 2011 ⁷⁵⁴	Analysis did not meet protocol: quantitative
Wood 2019 ⁷⁵⁶	No relevant themes: majority were most likely illicit drug users
Wyse 2019 ⁷⁵⁸	No relevant themes
Wyse 2019 ⁷⁵⁷	Incorrect population: clinicians
Yadav 2019 ⁷⁵⁹	Population does not meet protocol: pharmacist views for opioid substitution of non-prescribed opioids
Yarborough 2016 ⁷⁶⁰	Population does not meet protocol: mixed population of people with illicit and prescribed drug use with data not analysed separately and not being possible to separate out information reported by people with illicit or prescribed drug use
Yedinak 2016 ⁷⁶¹	Incorrect population: non-medical use of prescription opioids
Yeo 1994 ⁷⁶²	Analysis does not meet protocol: views of GPs following interview briefly presented but no evidence of qualitative analysis
Yildirim 2014 ⁷⁶³	Incorrect study design: Article
Yorkgitis 2019 ⁷⁶⁵	Incorrect study design: closed-question survey; quantitative analysis
Yoshida 2006 ⁷⁶⁶	Incorrect study design: review of drug product information; no qualitative data
Young 1997 ⁷⁶⁸	Incorrect study design: quantitative survey
Young 2005 ⁷⁷⁰	Population does not meet protocol: not specifically linked to any of the drugs included in the review protocol.
Young 2006 ⁷⁷⁴	Incorrect study design: Results of three quantitative studies
Young 2009 ⁷⁶⁹	Incorrect study design: intervention study; quantitative measures
Young 2012 ⁷⁶⁷	Incorrect study design: quantitative survey
Young 2017 ⁷⁷²	Incorrect study design: longitudinal study with quantitative measures
Young 2017 ⁷⁷¹	Incorrect study design: quantitative survey
Yuanhong Lai 2019 ⁷⁷⁶	No relevant themes
Zerzan 2011 ⁷⁷⁸	Population did not meet protocol" physicians prescribing for end-of-life care
Zgierska 2012 ⁷⁷⁹	No relevant themes
Zgierska 2014 ⁷⁸⁰	No relevant themes
Zhang 2018 ⁷⁸¹	Incorrect study design: quantitative measures; relevant to non-prescribed opioids
Zhou 2017 ⁷⁸²	Incorrect population: illicit drug use; quantitative measures

Table 60: Studies identified but not included in the qualitative review due to saturation being reached

Reference
Read 2020 ⁵⁷⁴
Wiles 2018 ⁷⁴⁴
Teal 2009 ⁶⁶⁴

I.3 Health Economic studies excluded

Published health economic studies that met the inclusion criteria (relevant population, comparators, economic study design, published 2005 or later and not from non-OECD country or USA) but that were excluded following appraisal of applicability and methodological quality are listed below. See the health economic protocol for more details.

None.

Appendix J Research recommendation

None.

Appendix K List of medicines to be included

This list refers to codes from BNF version 68.

Drug class (for this analysis)	BNF chapter	Drugs included
Opioids	4.7.2	Buprenorphine
		Codeine*
		Dextromoramide
		Diamorphine
		Dihydrocodeine**
		Dipipanone (including with cyclizine)
		Fentanyl
		Hydromorphone
		Meptazinol
		Methadone
		Morphine (including with cyclizine)
		Oxycodone (including with naloxone)
		Papaveretum
		Pentazocine
		Pentazocine
		Pethidine
		Tapentadol
		Tramadol (including with paracetamol)
	4.7.1	Codeine with paracetamol = co-codamol*
		Dihydrocodeine with paracetamol = co-dydramol**
Z-drugs	4.1.1	Zaleplon [§]
		Zopiclone
		Zolpidem
Benzodiazepines [£]	4.1.1 (insomnia)	Flurazepam
		Loprazolam
		Lormetazepam

Drug class (for this analysis)	BNF chapter	Drugs included
		Nitrazepam
		Temazepam
	4.1.2 (anxiety)	Diazepam
		Chlordiazepoxide
		Lorazepam
		Oxazepam
		Clonazepam
Gabapentinoids	4.7.3	Gabapentin
	4.8.1	Pregabalin
Antidepressants	4.3.1 (Tricyclics)	Amitriptyline (including with perphenazine)
		Amoxapine
		Clomipramine
		Dosulepin
		Doxepin
		Imipramine
		Lofepramine
		Maprotiline
		Mianserin
		Nortriptyline
		Protriptyline
		Trazodone
		Trimipramine
	4.3.2 (MAOIs)	Isocarboxazid
		Moclobemide
		Phenelzine
		Tranylcypromine
	4.3.3 (SSRIs)	Citalopram
		Escitalopram
		Fluoxetine
Fluvoxamine		

Drug class (for this analysis)	BNF chapter	Drugs included
		Paroxetine
		Sertraline
	4.3.4 (Other antidepressants)	Agomelatine
		Duloxetine
		Flupentixol
		Mirtazapine
		Nefazodone
		Oxtripitan
		Reboxetine
		Tryptophan
		Venlafaxine
		Vortioxetine

List of medicines taken from the 2019 Public Health England review of prescribed medicines, and adapted where necessary.⁵⁵³

* Although they are captured within different BNF chapters, codeine and co-codamol will be regarded as a single drug when considering co-prescribing within the opioid class.

** Although they are captured within different BNF chapters, dihydrocodeine and co-dydramol will be regarded as a single drug when considering co-prescribing within the opioid class.

§ Zaleplon was initially included for consistency with the Public Health England (PHE) report on prescribed drug dependence and withdrawal. Subsequent to starting guideline development, Zaleplon was discovered to no longer have a marketing authorisation in the UK. Therefore, it was excluded from evidence reviews.

£ Alprazolam and clobazam are listed within the BNF, however they are not prescribable in NHS primary care. Therefore, they were not included in this guideline. This is consistent with the Public Health England (PHE) report on prescribed drug dependence and withdrawal.

