

# Preterm Labour and Birth

## Appendices A - G

*NICE Guideline <...>*

*Methods, evidence and recommendations*

*1 June, 2015*

*Draft for Consultation*

*Commissioned by the National Institute for  
Health and Care Excellence*



**Disclaimer**

Healthcare professionals are expected to take NICE clinical guidelines fully into account when exercising their clinical judgement. However, the guidance does not override the responsibility of healthcare professionals to make decisions appropriate to the circumstances of each patient, in consultation with the patient and/or their guardian or carer.

**Copyright**

@2015 National Collaborating Centre for Women and Children's Health

**Funding**

Registered charity no. 213280

# Contents

<b>Appendices</b> .....	<b>8</b>
Appendix A: Scope .....	8
Appendix B: Stakeholders.....	21
Appendix C: Declarations of interest .....	31
Appendix D: Review protocols .....	36
D.1 Information and support.....	36
D.2 Prophylactic vaginal progesterone and prophylactic cervical cerclage .....	38
D.3 Diagnosing preterm prelabour rupture of membranes (P-PROM) .....	42
D.4 Antenatal prophylactic antibiotics for women diagnosed with preterm prelabour rupture of membranes (P-PROM).....	43
D.5 Identifying infection in women with P-PROM .....	45
D.6 'Rescue' cervical cerclage .....	46
D.7 Diagnosing preterm labour for women with intact membranes.....	47
D.8 Maternal corticosteroids.....	48
D.8.1 Maternal corticosteroids– different gestations .....	48
D.8.2 Maternal corticosteroids– repeat courses.....	50
D.9 Magnesium sulphate for neonatal neuroprotection .....	51
D.10 Tocolysis.....	52
D.11 Fetal monitoring .....	55
D.11.1 Monitoring options: cardiotocography and intermittent auscultation.....	55
D.11.2 Continuous electronic fetal monitoring (displayed as a cardiotocograph) compared with intermittent auscultation .....	56
D.11.3 Fetal scalp electrode .....	58
D.11.4 Fetal blood sampling .....	59
D.12 Mode of birth.....	61
D.13 Timing of cord clamping for preterm babies .....	62
Appendix E: Search strategies.....	64
E.1 Information and support.....	64
E.1.1 What additional information and support should be given to women (antenatally or during labour) and their families where the woman is at increased risk of preterm labour, or is suspected or diagnosed to be in preterm labour, or has a planned preterm birth?.....	64
E.2 Prophylactic vaginal progesterone .....	72
E.2.1 What is the clinical effectiveness of prophylactic progesterone (vaginal or oral) in preventing preterm labour in pregnant women considered to be at risk of preterm labour and birth?.....	72
E.3 Diagnosing preterm prelabour rupture of membranes (P-PROM) .....	79
E.3.1 What is the diagnostic accuracy of the following tests to identify	

preterm prelabour rupture of membranes:.....	79
• placental alpha-microglobulin-1, nitrazine (pH), .....	79
• Insulin-like growth factor binding protein-1, .....	79
• fetal fibronectin? .....	79
E.4 Antenatal prophylactic antibiotics for women with P-PROM.....	90
E.4.1 What is the clinical effectiveness of antenatal prophylactic antibiotics given to women with diagnosed preterm pre-labour rupture of membranes to improve outcomes of preterm labour? ....	90
E.5 Identifying infection in women with P-PROM .....	100
E.5.1 What is the diagnostic value of temperature, pulse, white cell count, C-reactive protein and cardiotocography (CTG) to identify infection in women with preterm pre-labour rupture of membranes (P-PROM)? .....	100
E.6 Cerclage.....	113
E.6.1 What is the clinical effectiveness of prophylactic cervical cerclage in preventing preterm labour in women considered to be at risk of preterm labour and birth? .....	113
E.6.2 What is the clinical effectiveness of non-prophylactic 'rescue' cervical cerclage in preventing preterm birth for women in suspected preterm labour? .....	113
E.6.3 Health economics search.....	116
E.7 Diagnosing preterm labour for women with intact membranes.....	120
E.7.1 What is the diagnostic accuracy of the following (alone or in combination) in women with intact membranes to identify preterm labour leading to preterm birth: .....	120
E.8 Maternal corticosteroids.....	134
E.8.1 What is the clinical effectiveness of a single course of maternal corticosteroids for fetal lung maturation given at different gestations in improving preterm neonatal outcomes? What is the clinical effectiveness of repeat courses of maternal corticosteroids for fetal lung maturation in improving preterm neonatal outcomes?.....	134
E.9 Magnesium sulfate for neuroprotection.....	143
E.9.1 What is the clinical and cost effectiveness of magnesium sulphate given to women at high risk of giving birth preterm (defined as those suspected to be in preterm labour or diagnosed as being in preterm labour and those having planned preterm birth) for preventing cerebral palsy and other neurological disorders in babies born at different preterm gestations? .....	143
E.10 Tocolysis.....	153
E.10.1 What is the clinical and cost effectiveness of tocolytics given to women at high risk of giving birth preterm.....	153
E.11 Fetal monitoring .....	166
E.11.1 What are the criteria for best interpreting the preterm fetal heart rate trace.....	166
E.11.2 What is the clinical effectiveness of electronic fetal monitoring compared to auscultation.....	166
E.11.3 At what gestational age can a fetal scalp electrode (FSE) be used for preterm fetal monitoring.....	166

E.11.4 Does the use of fetal blood sampling as an adjunct to electronic fetal monitoring have any additional benefits? .....	195
E.12 Mode of birth .....	206
E.12.1 For women who present in suspected or diagnosed preterm labour (with or without vaginal birth)? .....	206
E.13 Timing of cord clamping .....	216
E.13.1 In preterm birth, does later cord clamping in active management of the third stage of labour have any benefits? .....	216
Appendix F: PRISMA flow diagrams .....	223
F.1 Information and support .....	223
F.2 Prophylactic vaginal progesterone and prophylactic cervical cerclage .....	223
F.2.1 Prophylactic progesterone .....	223
F.2.2 Prophylactic cervical cerclage .....	224
F.3 Diagnosis of preterm prelabour rupture of membranes (P-PROM) .....	225
F.4 Antenatal prophylactic antibiotics for women with P-PROM .....	226
F.5 Identifying infection in women with P-PROM .....	227
F.6 'Rescue' cervical cerclage .....	227
F.7 Diagnosing preterm labour for women with intact membranes .....	228
F.8 Maternal corticosteroids .....	229
F.8.1 Different gestations .....	229
F.8.2 Repeat courses .....	230
F.9 Magnesium sulphate for neuroprotection .....	230
F.10 Tocolytic drugs .....	231
F.11 Fetal monitoring .....	232
F.11.1 EFM vs IA .....	232
F.11.2 Use of FSE .....	233
F.11.3 CTG interpretation .....	234
F.11.4 Fetal blood sampling .....	234
F.12 Mode of birth .....	235
F.13 Timing of cord clamping for preterm babies .....	236
Appendix G: Excluded studies .....	236
G.1 Information and support .....	236
G.1.1 Health economics .....	240
G.2 Prophylactic vaginal progesterone and prophylactic cervical cerclage .....	240
G.2.1 Prophylactic progesterone .....	240
G.2.2 Prophylactic cervical cerclage .....	244
G.3 Diagnosis of preterm prelabour rupture of membranes (P-PROM) .....	247
G.3.1 Health economics .....	253
G.4 Antenatal prophylactic antibiotics for women with P-PROM .....	254
G.4.1 Health economics .....	258
G.5 Identifying infection in women with P-PROM .....	258
G.5.1 Health economics .....	261

G.6 'Rescue' cervical cerclage .....	262
G.6.1 Health economics .....	262
G.7 Diagnosing preterm labour for women with intact membranes.....	263
G.8 Maternal corticosteroids.....	274
G.8.1 Different gestations .....	274
G.8.2 Repeat courses.....	277
G.8.3 Health economics .....	278
G.9 Magnesium sulphate for neuroprotection.....	279
G.9.1 Health economics .....	285
G.10 Tocolysis.....	285
G.10.1 Health economics.....	296
G.11 Fetal monitoring .....	297
G.11.1 CTG interpretation.....	297
G.11.2 EFM versus IA.....	300
G.11.3 Fetal scalp electrode .....	301
G.11.4 Fetal blood sampling .....	301
G.12 Mode of birth.....	303
G.13 Timing of cord clamping for preterm babies .....	309
Appendix H: Evidence tables .....	313
Appendix I: Forest plots.....	313
Appendix J: Network meta-analysis of tocolytics .....	313

# Appendices

## Appendix A: Scope

### NATIONAL INSTITUTE FOR HEALTH AND CARE EXCELLENCE

#### SCOPE

#### **1 Guideline title**

Preterm labour and birth

##### **1.1 Short title**

Preterm labour and birth

#### **2 The remit**

The Department of Health has asked NICE: 'to develop a clinical guideline on Preterm labour and birth'.

#### **3 Clinical need for the guideline**

##### **3.1 Epidemiology**

- a) Preterm birth is birth that occurs before 37 completed weeks of pregnancy. It usually follows spontaneous preterm labour, which may be preceded by preterm pre-labour rupture of membranes. However, of all women experiencing preterm birth, around 25% give birth following iatrogenic intervention (induction of labour or planned caesarean section), which is given with the aim of preventing risk to the mother or baby from complications of pregnancy.
- b) In England there are around 54,000 preterm births each year, which represents approximately 8% of all live births. Most of these preterm births occur between 32 and 36 weeks, with around 13,500 (2%) births occurring before 32 weeks.
- c) Preterm birth is associated with a range of adverse outcomes for the baby. These include increased rates of perinatal death,



neonatal morbidity (including respiratory distress syndrome, intra-ventricular haemorrhage and necrotising enterocolitis [an inflammation that can cause parts of the bowel to die]) and long-term compromise. The main areas affected in the long term are the neurological system (which can result in, for example, cerebral palsy, lower educational attainment) and respiratory system (for example, bronchopulmonary dysplasia). The risk of adverse outcomes occurring is inversely proportional to length of gestation. Therefore, infants born extremely preterm (before 28 weeks) have significantly worse outcomes than those born moderately preterm (34–37 weeks).

- d) Spontaneous preterm birth has many possible causes. Preterm labour is associated with intrauterine infection, and organisms such as *Ureaplasma urealyticum*, *Mycoplasma hominis*, *Gardnerella vaginalis*, peptostreptococci, and bacteroides are commonly implicated. These organisms, which often live in the vagina, are not normally considered to be harmful. However, it is thought that if they gain access to the uterus, this might initiate preterm labour and birth. In some women, preterm labour is associated with a known pregnancy-related risk factor such as antepartum haemorrhage, or multiple pregnancy. However, the mechanisms by which preterm labour and birth occur are not clearly understood. In most women, there is no obvious cause and a diagnosis of idiopathic preterm labour is made.
- e) Maternal disease (for example, pre-eclampsia and diabetes) or fetal conditions (such as fetal growth restriction) can also prompt planned preterm birth (by induction of labour or planned caesarean section).

### **3.2 Current practice**

- a) Current practice involves identifying women who may be at increased risk of preterm birth and reducing or preventing this risk, and optimising outcomes for babies who are likely to deliver

- preterm. This could include asking women about their clinical history and testing for infections (such as syphilis or human immunodeficiency virus [HIV]) at the booking appointment.
- b) Surveillance of women who have been identified to be at risk of preterm labour and birth may include the use of specific tests, such as measuring fetal fibronectin, and ultrasound scanning to assess for cervical shortening.
  - c) Tocolysis (using drugs to stop the uterus contracting) is used in many centres in England and Wales in an attempt to delay preterm labour in women with preterm uterine contractions. However, there is variation in their use – that is, when a tocolytic is used, which tocolytic is used, and the population in which it is used (all pregnant women in preterm labour or a selected proportion).
  - d) Other interventions that have been applied to selected women at high risk of preterm labour include progesterone and cervical cerclage (using a stitch or stitches to try to keep the cervix closed during pregnancy).
  - e) Other interventions to optimise outcomes for the baby likely to be born preterm include prenatal maternal corticosteroids (to reduce the incidence of neonatal respiratory adverse outcomes), which are widely used, and/or magnesium sulphate (to reduce the incidence of neonatal neurological adverse outcomes). It has also been suggested that magnesium sulphate has a tocolytic effect, although it is not commonly used for this purpose in the UK.
  - f) Optimising outcomes for babies likely to deliver preterm includes transfer to a centre with appropriate neonatal facilities. There is variation in both the use of this approach in the UK and the diagnostic criteria applied to determine transfer.
  - g) The frequency of preterm birth, the major contribution it makes to adverse neonatal and infant outcomes, the considerable variation

in practice, and the uncertainty about which interventions are effective, means that a NICE guideline in this area is likely to have an important impact on practice.

## **4 The guideline**

The guideline development process is described in detail on the NICE website (see section 6, 'Further information').

This scope defines what the guideline will (and will not) examine, and what the guideline developers will consider. The scope is based on the referral from the Department of Health.

This guideline will address the additional antenatal care and intrapartum care required for women at risk of, or in suspected or diagnosed preterm labour, in order to improve outcomes for women and preterm babies. For guidance on routine antenatal and intrapartum care, please see Antenatal care (NICE clinical guideline 62; <http://guidance.nice.org.uk/CG62>) and Intrapartum care (NICE clinical guideline 55; <http://guidance.nice.org.uk/CG55>)

The areas that will be addressed by the guideline are described in the following sections.

### **4.1 Population**

#### **4.1.1 Groups that will be covered**

- a) Pregnant women who are considered to be at risk of preterm labour and birth because they have a history of:
- spontaneous preterm birth
  - preterm pre-labour rupture of membranes
  - mid-trimester loss
  - cervical trauma (including surgery – for example, previous cone biopsy [cold knife or laser], large loop excision of the transformation zone [LLETZ – any number] and radical diathermy).

- b) Pregnant women who are considered to be at risk of preterm labour and birth because they have a short cervix that has been identified on ultrasound scan and/or bulging membranes in the current pregnancy.
- c) Pregnant women with preterm pre-labour rupture of membranes.
- d) Pregnant women clinically suspected to be in preterm labour.
- e) Women diagnosed to be in spontaneous preterm labour.
- f) Women having a planned preterm birth.

Subgroup analyses will be performed by gestational age where possible.

#### **4.1.2 Groups that will not be covered**

- a) Women in labour at term.
- b) Women with a multiple pregnancy.

#### **4.2 *Healthcare setting***

- a) Community settings including home and free-standing midwifery units, and hospital settings including alongside midwifery units and obstetric units.

#### **4.3 *Clinical management***

##### **4.3.1 Key clinical issues that will be covered**

- a) Prophylactic use of vaginal progesterone for women considered to be at risk of preterm labour and birth because they have any of the factors listed in 4.1.1 a or b.
- b) Prophylactic use of cervical cerclage for women considered to be at risk of preterm labour and birth because they have any of the factors listed in 4.1.1 a or b.
- c) Non-prophylactic ('rescue') cervical cerclage for women in suspected preterm labour.

- d) Diagnosis of preterm pre-labour rupture of membranes using biochemical tests.
- e) Diagnosis of preterm labour by clinical assessment, biochemical testing and cervical ultrasound (alone or in combination).
- f) Routine surveillance (temperature monitoring and cardiotocography) of women with suspected or diagnosed preterm pre-labour rupture of membranes.
- g) Antenatal antibiotic prophylaxis for women diagnosed with preterm pre-labour rupture of membranes.
- h) Use of progesterone/progestogens for women with suspected or diagnosed preterm labour to improve the outcomes of preterm labour.
- i) Use of tocolytic agents (beta-sympathomimetics, oxytocin receptor antagonists, calcium channel blockers, cyclo-oxygenase enzyme inhibitors, non-steroidal anti-inflammatory drugs, nitroglycerin, magnesium sulphate) for women with suspected or diagnosed preterm labour to improve the outcomes of preterm labour.
- j) Pharmacological interventions to improve neonatal outcomes including:
  - maternal corticosteroids for fetal lung maturation
  - magnesium sulphate for preterm neonatal neuroprotection.
- k) Information giving and support for women at risk of preterm labour, or who are suspected or diagnosed to be in preterm labour, and women having a planned preterm birth.
- l) Fetal monitoring for women suspected to be in or diagnosed to be in preterm labour.
- m) Mode of birth for women suspected to be in or diagnosed to be in spontaneous preterm labour.

- n) Timing of cord clamping.

Note that guideline recommendations will normally fall within licensed indications; exceptionally, and only if clearly supported by evidence, use outside a licensed indication may be recommended. The guideline will assume that prescribers will use a drug's summary of product characteristics to inform decisions made with individual patients.

#### **4.3.2 Clinical issues that will not be covered**

- a) Routine screening for preterm labour in all pregnant women, including fibronectin testing.
- b) Risk factors for preterm labour.
- c) Laparoscopic cerclage.
- d) Indications for planned preterm birth.
- e) Methods of induction of preterm labour.
- f) Mode of birth where this is planned antenatally (for women not in suspected or diagnosed preterm labour).
- g) Use of intrapartum analgesia.
- h) Care of preterm neonates including resuscitation.
- i) Additional care that is specific to women with co-existing conditions such as hypertension, diabetes or blood-borne viruses.

#### **4.4 Main outcomes**

- a) Neonatal outcomes:
- perinatal mortality
  - birth trauma
  - timing of birth in relation to timing of intervention
  - admission to neonatal intensive care for respiratory support
  - need for mechanical ventilation

- hypoxic ischaemic encephalopathy
  - respiratory disorders
  - intraventricular haemorrhage
  - sepsis
  - length of stay in neonatal intensive care
  - length of stay in special care baby unit
  - chronic lung disease
  - long-term infant morbidity
  - developmental delay.
- b) Maternal outcomes:
- maternal mortality
  - pharmacological adverse effects
  - surgical adverse events
  - mode of birth
  - physical birth trauma
  - sepsis
  - women's experience of labour and birth
  - psychological birth trauma.

#### **4.5 Review questions**

Review questions guide a systematic review of the literature. They address only the key clinical issues covered in the scope, and usually relate to interventions, diagnosis, prognosis, service delivery or patient experience. Please note that these review questions are draft versions and will be finalised with the Guideline Development Group.

- a) What is the effectiveness of vaginal progesterone in preventing preterm labour in pregnant women considered to be at risk of preterm labour and birth because they have any of the following:
- a history of spontaneous preterm birth
  - a history of preterm pre-labour rupture of membranes
  - a history of mid-trimester loss

- a history of cervical trauma (including surgery)
  - a short cervix that has been identified on scan and/or bulging membranes in the current pregnancy?
- b) What is the effectiveness of cervical cerclage in preventing preterm labour in women considered to be at risk of preterm labour and birth because they have any of the following:
- a history of spontaneous preterm birth
  - a history of preterm pre-labour rupture of membranes
  - a history of mid-trimester loss
  - a history of cervical trauma (including surgery)
  - a short cervix that has been identified on scan and/or bulging membranes in the current pregnancy?
- c) What is the effectiveness of non-prophylactic ('rescue') cervical cerclage to improve outcomes of suspected preterm labour?
- d) What is the diagnostic accuracy of the following tests to identify preterm pre-labour rupture of membranes:
- placental alpha microglobulin
  - nitrazine (pH)
  - insulin-like growth factor binding protein-1
  - fetal fibronectin
  - diagnostic panty-liner with polymer-embedded strip?
- e) What is the diagnostic accuracy of the following (alone or in combination) to identify the signs and symptoms (other than preterm pre-labour rupture of membranes) of preterm labour:
- clinical assessment, such as strength and frequency of contractions, findings on vaginal examination (softening, effacement and dilatation of the cervix), vaginal loss
  - biochemical testing for markers for preterm labour such as cervicovaginal fetal fibronectin



- ultrasound features such as cervical length?
- f) What is the effectiveness of routine temperature monitoring in women with suspected or diagnosed preterm pre-labour rupture of membranes to improve outcomes of preterm labour?
- g) What is the effectiveness of routine cardiotocography in women with suspected or diagnosed preterm pre-labour rupture of membranes to improve outcomes of preterm labour?
- h) What is the effectiveness of antenatal prophylactic antibiotics given to women with diagnosed preterm pre-labour rupture of membranes to improve outcomes?
- i) What is the effectiveness of progesterone/progestogens given to women with suspected or diagnosed preterm labour to improve outcomes?
- j) What is the effectiveness of the following tocolytics given to women with suspected or diagnosed preterm labour to improve outcomes:
- beta-sympathomimetics
  - oxytocin receptor antagonists
  - calcium channel blockers
  - cyclo-oxygenase enzyme inhibitors
  - non-steroidal anti-inflammatory drugs
  - nitroglycerin
  - magnesium sulphate?
- k) What is the effectiveness of maternal corticosteroids for fetal lung maturation given at different gestations in improving preterm neonatal outcomes?
- l) What is the effectiveness of repeat courses of maternal corticosteroids for fetal lung maturation in improving preterm neonatal outcomes?

- m) What is the effectiveness of magnesium sulphate for preterm neonatal neuroprotection?
- n) What additional information and support should be given to women and their partners where the woman is at risk of preterm labour, or is suspected or diagnosed to be in preterm labour, or has a planned preterm birth?
- o) What is the effectiveness of electronic fetal monitoring compared with intermittent auscultation at different gestational ages for unborn babies whose mothers are in suspected or diagnosed preterm labour?
- p) What are the criteria for interpreting the preterm fetal heart rate trace at different gestational ages for unborn babies whose mothers are in suspected or diagnosed preterm labour?
- q) At what gestational age can a fetal scalp electrode be used for unborn babies whose mothers are in diagnosed preterm labour?
- r) What is the utility of fetal blood sampling as an adjunct to intrapartum fetal heart rate monitoring at different gestational ages?
- s) What is the optimal mode of birth (vaginal, instrumental or surgical) for women suspected or diagnosed to be in spontaneous preterm labour?
- t) What is the effectiveness of immediate/earlier cord clamping compared with later cord clamping?

#### **4.6 *Economic aspects***

Developers will take into account both clinical and cost effectiveness when making recommendations involving a choice between alternative interventions. A review of the economic evidence will be conducted and analyses will be carried out as appropriate. The preferred unit of effectiveness is the quality-adjusted life year (QALY), and the costs considered will usually be only from an NHS and personal social services (PSS) perspective. Further

detail on the methods can be found in 'The guidelines manual' (see 'Further information').

## **4.7 Status**

### **4.7.1 Scope**

This is the final scope.

### **4.7.2 Timing**

The development of the guideline recommendations will begin in May 2013.

## **5 Related NICE guidance**

### **5.1 Published guidance**

- [Antibiotics for early-onset neonatal infection](#). NICE clinical guideline 149 (2012).
- [Patient experience in adult NHS services](#). NICE clinical guideline 138 (2012).
- [Drainage, irrigation and fibrinolytic therapy \(DRIFT\) for post-haemorrhagic hydrocephalus in preterm infants](#). NICE interventional procedure guidance 412 (2011).
- [Caesarean section](#). NICE clinical guideline 132 (2011).
- [Multiple pregnancy](#). NICE clinical guideline 129 (2011).
- [Quitting smoking in pregnancy and following childbirth](#). NICE public health guidance 26 (2010).
- [Pregnancy and complex social factors](#). NICE clinical guideline 110 (2010).
- [Hypertension in pregnancy](#). NICE clinical guideline 107 (2010).
- [Neonatal jaundice](#). NICE clinical guideline 98 (2010).
- [Induction of labour](#). NICE clinical guideline 70 (2008).
- [Diabetes in pregnancy](#). NICE clinical guideline 63 (2008).
- [Antenatal care](#). NICE clinical guideline 62 (2008).
- [Intrapartum care](#). NICE clinical guideline 55 (2007).
- [Antenatal and postnatal mental health](#). NICE clinical guideline 45 (2007).

- [Laparoscopic cerclage for prevention of recurrent pregnancy loss due to cervical incompetence](#). NICE interventional procedure guidance 228 (2007).
- [Postnatal care](#). NICE clinical guideline 37 (2006).
- [Endovascular closure of patent ductus arteriosus](#). NICE interventional procedure guidance 97 (2004).

## **5.2 Guidance under development**

NICE is currently developing the following related guidance (details available from the NICE website):

- Intrapartum care (update). NICE clinical guideline. Publication expected October 2014.
- Diabetes in pregnancy (update). NICE clinical guideline. Publication expected June 2014.

## **6 Further information**

Information on the guideline development process is provided in the following documents, available from the NICE website:

- [‘How NICE clinical guidelines are developed: an overview for stakeholders the public and the NHS’](#)
- [‘The guidelines manual’](#).

Information on the progress of the guideline will also be available from the [NICE website](#).

## Appendix B: Stakeholders

Academic Division of Midwifery, University of Nottingham

Action on Pre-Eclampsia

Action on Pre-Eclampsia

Advanced Global Health Ltd

Airedale NHS Trust

Alere

Alere

All Wales Birth Centre Group

Alliance Pharmaceuticals

Allocate Software PLC

Allocate Software PLC

Ambulance Service Association

Anthony Nolan

Arrowe Park Hospital

Association for Continence Advice

Association for Continence Advice

Association for Improvements in the Maternity Services

Association for Improvements in the Maternity Services

Association of Anaesthetists of Great Britain and Ireland

Association of Breastfeeding Mothers

Association of British Healthcare Industries

Association of Child Psychotherapists, the

Association of Radical Midwives

Association of Radical Midwives

Association of Rural Maternity Units

Baby Lifeline

Barking, Havering and Redbridge Hospitals NHS Trust

Barking, Havering and Redbridge University Trust

Barnsley Hospital NHS Foundation Trust

Barnsley Hospital NHS Foundation Trust  
Barts and the London NHS Trust  
Barts and the London School of Medicine and Dentistry  
Belfast Health and Social Care Trust  
Belfast Health and Social Care Trust  
Besins Healthcare  
Besins Healthcare  
Best Beginnings  
Best Beginnings  
Betsi Cadwaladr University Health Board  
Birmingham Women's Health Care NHS Trust  
Birmingham Women's Health Care NHS Trust  
Birmingham Women's Hospital NFT  
Birth Centre Network UK  
Birth Trauma Association  
BirthChoice UK  
Bliss  
Bliss  
Bolton NHS Foundation Trust  
Bradford District Care Trust  
Breastfeeding Network - Scotland  
British Association for Counselling and Psychotherapy  
British Association of Perinatal Medicine  
British Committee for Standards in Haematology  
British Dietetic Association  
British Infection Association  
British Infection Association  
British Maternal & Fetal Medicine Society  
British Maternal & Fetal Medicine Society  
British Medical Association  
British Medical Association  
British Medical Journal  
British National Formulary

British Nuclear Cardiology Society  
British Nuclear Cardiology Society  
British Psychological Society  
British Psychological Society  
British Red Cross  
British Society for Antimicrobial Chemotherapy  
British Society of Paediatric Gastroenterology Hepatology and Nutrition  
British Specialist Nutrition Association  
Broomfield Hospital  
Buckinghamshire Healthcare NHS Trust  
Cambridge University Hospitals NHS Foundation Trust  
Camden Link  
Caplond Services  
Capsulation PPS  
Cardiff and Vale University Health Board  
Care Quality Commission  
Carmarthenshire NHS Trust  
Central Manchester University Hospitals NHS Foundation Trust  
Chartered Physiotherapists Promoting Continence  
Chiesi Ltd  
Children's HIV Association  
City Hospitals Sunderland NHS Foundation Trust  
City University  
Cochrane Pregnancy & Childbirth Group  
Colchester Hospital University NHS Foundation Trust  
Cook Medical Inc.  
Co-operative Pharmacy Association  
Croydon Council  
Croydon University Hospital  
csections.org  
Cumbria Partnership NHS Foundation Trust  
CWHHE Collaborative CCGs  
Cytoc UK Limited

Department of Health  
Department of Health  
Department of Health, Social Services and Public Safety - Northern Ireland  
Det Norske Veritas - NHSLA Schemes  
Diagnostic Ultrasound UK Ltd  
Doncaster and Bassetlaw Hospitals NHS Foundation Trust  
Doula UK  
Down's Syndrome Association  
Down's Syndrome Association  
Dudley Group Of Hospitals NHS Foundation Trust  
East and North Hertfordshire NHS Trust  
East Kent Hospitals University NHS Foundation Trust  
Elective Cesarean  
English National Forum of LSA Midwifery Officers  
Epsom & St Helier University Hospitals NHS Trust  
Equalities National Council  
Ethical Medicines Industry Group  
Faculty of Public Health  
Fatherhood Institute  
Ferring Pharmaceuticals  
Ferring Pharmaceuticals  
Ferring Pharmaceuticals  
Fibroid Network Charity  
Five Boroughs Partnership NHS Trust  
GE Healthcare  
Gloucestershire Hospitals NHS Foundation Trust  
Gloucestershire LINK  
Gorlin Syndrome Group  
Gorlin Syndrome Group  
GP update / Red Whale  
Great Western Hospitals NHS Foundation Trust  
Greater Manchester, Lancashire and South Cumbria Strategic Clinical Network  
Group B Strep Support



Guy's and St Thomas' NHS Foundation Trust  
Guy's and St Thomas' NHS Foundation Trust  
Hafan Cymru  
Hayward Medical Communications  
Hayward Medical Communications  
Health and Care Professions Council  
Health and Social Care Information Centre  
Healthcare Improvement Scotland  
Healthcare Inspectorate Wales  
Healthcare Quality Improvement Partnership  
Healthwatch East Sussex  
Herts Valleys Clinical Commissioning Group  
Hindu Council UK  
Homerton Hospital NHS Foundation Trust  
HQT Diagnostics  
Human Fertilisation Embryology Authority  
Humber NHS Foundation Trust  
Huntleigh Healthcare Ltd  
Independent Midwives Association  
Inditherm Medical  
Infection Control Nurses Association  
Infection Prevention Society  
Innermost Secrets Ltd  
Inspiration Healthcare Limited  
Inspiration Healthcare Limited  
Institute for Womens Health  
James Paget University Hospitals NHS Foundation Trust  
Joint Royal Colleges Ambulance Liaison Committee  
King's College Hospital - Weston Education Centre  
King's College Hospital NHS Foundation Trust  
King's College London  
Kingston University and St Georges, University of London  
Lactation Consultants of Great Britain

Lancashire Care NHS Foundation Trust  
Leeds Teaching Hospitals NHS Trust  
Leeds Teaching Hospitals NHS Trust  
Leeds Teaching Hospitals NHS Trust  
Liverpool University  
Liverpool Women's NHS Foundation Trust  
Local Government Association  
London and South Perinatal Consultant Psychiatrists Association  
London Labour Ward Leads Group  
London North West Healthcare NHS Trust  
London North West Healthcare NHS Trust  
Luton and Dunstable Hospital NHS Trust  
Maidstone and Tunbridge Wells NHS Trust  
Masimo Corporation  
Maternal Health and Reproduction Resarch Group  
Maternity and Health Links  
Maternity Education and Research Group  
Medicines and Healthcare Products Regulatory Agency  
Medicines and Healthcare Products Regulatory Agency  
Medway NHS Foundation Trust  
Mid Staffordshire NHS Foundation Trust  
Mid Yorkshire Hospitals NHS Trust  
midwifeexpert.com  
Midwifery Studies Research Unit  
Midwives Information and Resource Service  
Midwives Information and Resource Service  
Ministry of Defence  
Ministry of Defence  
Monash Health  
Mother and Infant Research Unit  
Multiple Births Foundation  
Muslim Doctors and Dentists Association  
National Childbirth Trust

National Childbirth Trust  
National Clinical Guideline Centre  
National Collaborating Centre for Cancer  
National Collaborating Centre for Cancer  
National Collaborating Centre for Cancer  
National Collaborating Centre for Mental Health  
National Collaborating Centre for Mental Health  
National Collaborating Centre for Mental Health  
National Collaborating Centre for Mental Health  
National Collaborating Centre for Mental Health  
National Collaborating Centre for Women's and Children's Health  
National Collaborating Centre for Women's and Children's Health  
National Council of Women Great Britain  
National Deaf Children's Society  
National Federation of Women's Institutes  
National Institute for Health Research  
National Institute for Health Research Health Technology Assessment Programme  
National Obesity Forum  
National Patient Safety Agency  
National Perinatal Epidemiology Unit  
National Perinatal Epidemiology Unit  
National Public Health Service for Wales  
National Society for the Prevention of Cruelty to Children  
Neonatal Nurses Association  
Neoventa Medical  
Newcastle upon Tyne Hospitals NHS Foundation Trust  
Newcastle upon Tyne Hospitals NHS Foundation Trust  
NHS Barnsley Clinical Commissioning Group  
NHS Choices  
NHS Chorley and South Ribble CCG  
NHS Clinical Knowledge Summaries  
NHS Cumbria Clinical Commissioning Group  
NHS England

NHS Halton CCG  
NHS Hardwick CCG  
NHS Health at Work  
NHS Midlands and East  
NHS North East Lincolnshire CCG  
NHS Plus  
NHS Sheffield CCG  
NHS South Cheshire CCG  
NHS Wakefield CCG  
NHS Warwickshire North CCG  
NHS West Cheshire CCG  
North and East London Commissioning Support Unit  
North Bristol Trust  
North of England Commissioning Support  
Northern Health and Social Care Trust  
Northumbria Healthcare NHS Foundation Trust  
Nuffield Council on Bioethics  
Nursing and Midwifery Council  
One to One  
Oxford University Hospitals NHS Trust  
Oxfordshire Clinical Commissioning Group  
Oxfordshire Clinical Commissioning Group  
Pelvic Obstetric and Gynaecological Physiotherapy  
PrescQIPP NHS Programme  
Primary Care Pharmacists Association  
Primrose Bank Medical Centre  
Public Health England  
Public Health Wales NHS Trust  
Public Health Wales NHS Trust  
Roche Diagnostics  
Royal College of Anaesthetists  
Royal College of General Practitioners  
Royal College of General Practitioners in Wales

Royal College of General Practitioners in Wales  
Royal College of Midwives  
Royal College of Nursing  
Royal College of Obstetricians and Gynaecologists  
Royal College of Obstetricians and Gynaecologists  
Royal College of Paediatrics and Child Health  
Royal College of Pathologists  
Royal College of Physicians  
Royal College of Psychiatrists  
Royal College of Psychiatrists  
Royal College of Radiologists  
Royal College of Speech and Language Therapists  
Royal College of Speech and Language Therapists  
Royal College of Surgeons of England  
Royal College of Surgeons of England  
Royal College of Surgeons of England  
Royal Cornwall Hospitals NHS Trust  
Royal Pharmaceutical Society  
Royal Pharmaceutical Society  
Royal Pharmaceutical Society  
Royal Pharmaceutical Society  
Saint Mary's Hospital  
Sandoz Ltd  
Sands, the stillbirth and neonatal death charity  
Scottish Clinical Virology Consultants Group  
Scottish Government  
Scottish Intercollegiate Guidelines Network  
Scottish Intercollegiate Guidelines Network  
Sheffield Teaching Hospitals NHS Foundation Trust  
Sherwood Forest Hospitals NHS Foundation Trust  
Social Care Institute for Excellence  
Social Sciences Research Unit, Institute of Education  
South Eastern Health and Social Care Trust

South West London Maternity Network  
South West Yorkshire Partnership NHS Foundation Trust  
Southern Health & Social Care Trust  
Staffordshire and Stoke on Trent Partnership NHS Trust  
Staffordshire, Shropshire & Black Country Newborn and Maternity Network  
Stockport Clinical Commissioning Group  
Suffolk County Council  
Swansea University  
The Breastfeeding Network  
The London Centre for Children with Cerebral Palsy  
Therapy in Praxis  
Tommy's - The Baby Charity  
Towards Tomorrow Together  
UCL/UCLH Institute for Women's Health  
UK Clinical Pharmacy Association  
UK National Screening Committee  
UK National Screening Committee  
United Kingdom Council for Psychotherapy  
University College London Hospital NHS Foundation Trust  
University College London Hospital NHS Foundation Trust  
University College London Hospitals NHS Foundation Trust  
University Hospitals Birmingham  
University of Exeter  
University of Huddersfield  
University of Salford  
Welsh Government  
Welsh Government  
Welsh Scientific Advisory Committee  
West Middlesex Hospital  
West of England Academic Health Science Network  
Western Health and Social Care Trust  
Western Sussex Hospitals NHS Trust  
Western Sussex Hospitals NHS Trust

WORCESTER ROYAL HOSPITAL

Worcestershire Acute Hospitals Trust

Wrightington, Wigan and Leigh NHS Foundation Trust

York Hospitals NHS Foundation Trust

## Appendix C: Declarations of interest

All Committee members' interests were recorded on declaration forms provided by NICE. The forms covered consultancies, fee-paid work, share holdings, fellowships and support from the healthcare industry. Committee members' interests are listed in this section. This appendix includes all interests declared on or before April 2015.

Note that the Committee chair, members and expert advisers were appointed under NICE's April 2007 Code of Practice for Declaring and Dealing with Conflicts of Interest. NICE published an updated Code of Practice in October 2014 and declarations made after this date were assessed in accordance with the 2014 version.

**Table 1: Committee members' declarations of interest recorded before October 2014**

Committee member	Interests
Jane Norman (Chair)	<p><b>Committee meeting 1</b>  Receives funding to cover expenses from British Maternal and Fetal Medicine Society, Society of Gynaecological Investigation (USA) and Global Alliance to Prevent Prematurity and Stillbirth (USA) to attend executive committee meetings. Received funding to cover expenses from March of Dimes (a not-for-profit organisation in USA whose aim is to improve the health of babies by preventing birth defects, premature birth, and infant mortality) to attend meeting in December 2012 on preterm birth. Received funding to cover expenses from Royal College of Obstetrics and Gynaecology and the Obstetrical and Gynaecological Society of Malaysia for lectures given in Malaysia on preterm birth in 2013. Received hospitality from Besins Healthcare while attending Advisory Board meeting in 2013 on Cervical Incompetence and Preterm Birth but declined honorarium and additional hospitality that was offered after the meeting.</p> <p><b>Committee meeting 4</b>  Received travel expenses from 88° Congresso Nazionale / SIGO to attend a meeting Italy. At the meeting JN spoke on the topic of preventing spontaneous preterm delivery.</p> <p><b>Committee meeting 7</b>  Received funding from University of Siena in Italy to cover hotel expenses while attending a meeting in Siena on the topic of preterm labour and birth. JN also provided more specific details regarding a previously declared personal non-pecuniary research interest as it was relevant to the meeting agenda.</p>

Committee member	Interests
	<p><b>Committee meeting 8</b> Received funding to cover travel expenses and registration from European Society for Preterm Birth to attend a meeting in Svenborg to speak on the topic of progesterone to prevent preterm labour arguing in support of the intervention.</p> <p>Received funding to cover registration from European Board of Gynaecology and Obstetrics to attend a meeting in Glasgow to speak on the topic of progesterone to prevent preterm labour, arguing against the use of the intervention.</p> <p>Received hospitality while attending a meeting hosted by the Royal College of Obstetricians and Gynaecologists in Glasgow.</p>
Judi Barratt	<p><b>Committee meeting 1</b> Chair of local guidelines group which recently updated preterm birth guidelines which included recommendations on diagnosis of preterm pre-labour rupture of membranes.</p>
Paul Eunson	None
Jane Hawdon	<p><b>Committee meeting 1</b> Receives payment for occasional medico-legal work (cases undertaken have involved representing both claimants and defendants) in which JH has provides evidenced-based feedback on the outcomes of preterm labour and birth. Honoraria and funding to cover expenses received from Chiesi to speak at and chair meetings. Honoraria for invited published articles and book chapters on neonatal care of preterm babies. Payment from BBC for work as medical advisor to 'Holby City' regarding aspects of neonatal care of premature babies. Funding for expenses and hospitality received from sponsors with no known interest in the products covered in the scope of this guideline to speak at a conference in Athens.</p> <p><b>Committee meeting 1</b> Member of the board of trustees and media panel of BLISS (charity promoting care and support for preterm babies). Member of the Independent Reconfiguration Panel (an organization that provides advice to the Secretary of State for Health on contested proposals for health service change in England). As clinical lead for North Central London Perinatal Network, oversaw development of network guidelines on topics specific to the scope of this guideline (fibronectin testing and magnesium sulphate for neuroprotection). Reviewer of research applications and journal submissions relating to neonatal care of preterm</p>



Committee member	Interests
	babies. Spoken and published papers and articles on neonatal care of preterm babies. Member of the Royal College of Paediatrics and Child Health media panel.
Phillip Owen	<p><b>Committee meeting 1</b> Receives payment for medico-legal work (cases undertaken have involved representing both claimants and defendants) in which PO provides expert opinion in court on obstetric and intrapartum care including the outcomes of preterm labour and birth. Receives small honoraria from European Journal of Obstetrics &amp; Gynaecology and Reproductive Biology for work as editor. Received funding to cover expenses, hospitality and products for use in clinical research from manufacturers with an interest in preterm labour and birth (historical interest only – none received in last 12 months).</p> <p><b>Committee meeting 1</b> Chair of RCOG guidelines committee and edits guidelines on topics specific to the scope of this guideline including cervical cerclage, tocolysis and maternal corticosteroids.</p> <p><b>Committee meeting 7</b> Co-author of published study article on use of progesterone for the prevention of preterm birth in twin pregnancy (STOPPIT).</p>
Jane Plumb	<p><b>Committee meeting 1</b> Made public statements on behalf of Group B Strep Support (charity providing information and support to the public and health care professionals on Group B Streptococcus) on topics not specific to the scope of this guideline.</p>
Farrah Pradhan	None
Marianne Rowntree	None
Meekai To	<p><b>Committee meeting 1</b> Author of several publications on value of cervical length as screening test for preterm birth and the use of cervical cerclage. Co-author of RCOG Greentop guideline on cervical cerclage.</p> <p><b>Committee meeting 4</b> Peer reviewed RCOG patient information leaflet on cervical cerclage.</p>
Martin Ward Platt	<p><b>Committee meeting 1</b> Receives payment for occasional medico-legal work (cases undertaken have involved representing both claimants and defendants and working with coroners and family courts) in</p>

Committee member	Interests
	<p>which MW-P has provides expert feedback on aspects of perinatal care including the management of preterm birth from a paediatric perspective. Received payment for consultancy work from Mothercare Plc on aspects of care not specific to the scope of this guideline. Receives payment from Archives of Disease and Childhood for work as deputy editor. Receives payment from Tees Child Death Overview Panel for work as Independent Chair.</p> <p><b>Committee meeting 1</b> Reviewer for the Health Technology Assessment stream of the National Institute for Health Research. Reviews obstetric and perinatal research papers for a variety of journals. Clinical Director of the Regional Maternity Survey Office (part of Public Health England). Audit lead for the Northern Neonatal Network. Member of the Northern Maternity Strategic Network. Member of HTA funded study BRACELET (Bereavement in the context of randomised controlled trials) steering group. Chair of the Ethics Advisory Board for Tinn2 study of azithromycin for preterm babies. Member of the Royal College of Paediatrics and Child Health media panel. Chair of the Tiny Lives Trust (charity supporting neonatal care in Newcastle).</p> <p><b>Committee meeting 9</b> Peer reviewed academic material authored by other Committee meeting members, the material was specific to topics in the guideline and related to evidence considered by the Committee</p>
Louise Weaver-Lowe	<p><b>Committee meeting 1</b> Participated in the development of local maternity and neonatal guidelines. Proofread preterm birth booklet published by Tommy's (charity that funds research into stillbirth, premature birth and miscarriage and provides information to parents).</p>

**Table 2: Committee members' declarations of interest recorded after October 2014**

Committee member	Interests
Jane Norman (Chair)	<p><b>Committee meeting 10 - Personal non-financial non-specific</b></p> <p>Member of the board of Equality Challenge Unit (a charity that aims to further and support equality and diversity for staff and students in higher education institutions across the UK and in colleges in Scotland).</p> <p><b>Committee meeting 10 - Personal financial</b></p>

Committee member	Interests
	<p><b>non-specific</b></p> <p>Receives funding to act as a member of a clinical advisory board of PDC Biotech developing a drug to delay or halt preterm labour (PDC31- a synthetic octapeptide FP receptor modulator, which has been shown to induce uterine smooth muscle relaxation and delay parturition in preclinical studies).</p> <p><b>Committee meeting 10 - Non-personal financial non-specific</b></p> <p>Member of an independent data monitoring committee for a study of Retosiban to treat preterm labour. The study is being undertaken by GlaxoSmithKline and the company will reimburse Edinburgh University for any travel expenses incurred by JN while undertaking this work.</p> <p><b>Committee meeting 11 - Personal non-financial non-specific</b></p> <p>Co-author of a paper about quantitative foetal fibronectin screening in asymptomatic women at high risk of preterm birth (yet to be published).</p>
Judi Barratt	None
Paul Eunson	None
Jane Hawdon	<p><b>Committee meeting 11 - Personal financial non-specific</b></p> <p>Spoke at Academy of Breast Feeding Medicine Conference in USA on the topics not related to the scope of the guideline and received funding to cover travel and accommodation from the organisation. The conference was supported by industry sponsorship (manufacturers of products unrelated to the scope of the guideline).</p>
Phillip Owen	<p><b>Committee meeting 11 - Personal pecuniary</b></p> <p>Invigilated part I and II MRCOG exams in Delhi, India and received funding from the Royal College of Obstetricians and Gynaecologists to cover the cost of travel and accommodation expenses.</p> <p><b>Committee meeting 11 - Personal non-pecuniary</b></p> <p>Spoke at a conference in Delhi, India on the topic of preterm birth.</p>

Committee member	Interests
Jane Plumb	<p><b>Committee meeting 10 - Non-personal financial non-specific</b></p> <p>Co-applicant on an HTA project comparing different strategies for Group B streptococcus prevention for women in term and preterm labour – no funds awarded yet.</p>
Farrah Pradhan	None
Marianne Rowntree	None
Meekai To	<p><b>Committee meeting 11- Personal non-financial specific</b></p> <p>Wrote review article on the topic of recent advances in the prevention and management of preterm birth.</p> <p>Co-investigator in a study of fibronectin in asymptomatic women for prediction of preterm birth and received free fetal fibronectin kits from Hologic for this purpose.</p>
Martin Ward Platt	None
Louise Weaver-Lowe	<p><b>Committee meeting 11 - Personal non-financial specific</b></p> <p>Editing two chapters of a book for student nurses being produced by between University of Salford and Royal Manchester Children's Hospital. The chapters contain two case studies of premature infants.</p>

## Appendix D: Review protocols

### D.1 Information and support

Item	Details
Review question	What additional information and support should be given to women (antenatally or during labour) and their families where the woman is at increased risk of preterm labour, or is suspected or diagnosed to be in preterm labour, or has a planned preterm birth?
Objective	The overarching objective of this review is to discover what information and support makes a positive difference to women and their families before and during preterm labour and birth.

Item	Details
	<p>There are two sub-objectives:</p> <ul style="list-style-type: none"> <li>• To explore the areas of additional information and support that would make a positive difference for women at risk of preterm labour and their families</li> <li>• To test the effectiveness of interventions or package of care to provide additional information and support needs compared to usual care</li> </ul> <p>The review will incorporate women's reports of what information and/or support they would have liked to have received (or would have preferred not to have received) before or during preterm labour and birth.</p> <p>The review will not seek to discover what information and support makes a positive difference to women and their families after birth, however, it is acknowledged that some interventions that are delivered antenatally or during preterm labour and birth may have an impact on women's postnatal experience and care.</p>
Language	English
Study design	<p>For the first part of the review question (exploring areas of information)</p> <ul style="list-style-type: none"> <li>• Only published full text papers</li> <li>• Qualitative studies</li> </ul> <p>For the second part of the review question (testing the effectiveness of interventions):</p> <ul style="list-style-type: none"> <li>• Only published full text papers</li> <li>• Systematic reviews of RCTs</li> <li>• RCTs</li> </ul>
Population	<ul style="list-style-type: none"> <li>• Pregnant women in suspected or diagnosed preterm labour (labour before 36<sup>+6</sup> weeks)</li> <li>• Women who are having a planned elective preterm birth</li> <li>• Women at increased risk of preterm birth</li> <li>• Partners, children, and other close family members who may be involved in supporting the woman through this period.</li> </ul>
Stratified, subgroup and adjusted analyses	<p>Groups that will be reviewed and analysed separately if data is available:</p> <ul style="list-style-type: none"> <li>• Women having an elective preterm birth that has been planned antenatally</li> <li>• Women who are in spontaneous preterm labour/having an unplanned preterm birth</li> </ul>
Intervention	<p>Any intervention or package of care designed to provide specific and/or additional information and/or support.</p> <p>Where a package of care is being considered, the components of the care package need to be described if the study is to be included.</p>
Comparison	<ul style="list-style-type: none"> <li>• For the first part of the review question: no comparator</li> <li>• For the second part of the review question: usual care</li> </ul>
Outcomes	<p>Maternal</p> <ul style="list-style-type: none"> <li>• Psychological outcomes (any including post-traumatic stress disorder, postnatal depression and anxiety)</li> <li>• Satisfaction/views of care</li> <li>• Knowing choices available/able to make informed decisions including involvement in decision-making</li> <li>• Experience of childbirth</li> <li>• Established breastfeeding/breastfeeding on discharge from hospital</li> <li>• Breastfeeding in longer term (as defined by research authors)</li> <li>• "Bonding" with the baby</li> </ul> <p>Plans for future pregnancies</p>

Item	Details
	<p>Neonatal</p> <p>Any longer term outcomes</p> <p>Other</p> <ul style="list-style-type: none"> <li>• Impact on family/siblings – any reported</li> </ul>
Setting	Studies from all countries will be considered
Search strategy	<p>Sources to be searched:</p> <ul style="list-style-type: none"> <li>• Medline</li> <li>• EMBASE</li> <li>• Cochrane Central Register of Controlled Trials, Cochrane Database of Systematic Reviews, the Database of Abstracts of Reviews of Effects and the Health Technology Assessment [HTA] database</li> </ul> <p>Limits (e.g. date, study design): Only include studies published since 1970</p> <p>Supplementary search techniques: No supplementary search techniques were used.</p> <p>See Appendix E for full strategies</p>
Review strategy	<p>Appraisal of methodological quality:</p> <ul style="list-style-type: none"> <li>• Qualitative studies: The methodological quality of each study will be assessed using NICE checklists</li> <li>• Quantitative studies: The methodological quality of each study will be assessed using NICE checklists and the quality of the evidence for an outcome will be assessed using GRADE</li> </ul> <p>Synthesis of data:</p> <ul style="list-style-type: none"> <li>• Meta-analysis will be conducted where appropriate.</li> <li>• Default MIDs will be used: 0.75 and 1.25 for dichotomous outcomes; 0.5 times SD for continuous outcomes.</li> </ul>
Equalities	<p>Equalities issues will be assessed according to processes described in NICE guidelines manual 2012.</p> <p>During the scoping stage, stakeholders highlighted that it would be particularly important to ensure that the recommendations about what additional information and support should be given to women and their partners where the woman is at risk of, or has a suspected or confirmed preterm labour, or a planned preterm birth are relevant to all women, including those in vulnerable or disadvantaged groups or have little or no English. This will be highlighted to the Committee prior to making relevant recommendations to ensure it is taken full account of (and cross-reference made to CG138).</p>

## D.2 Prophylactic vaginal progesterone and prophylactic cervical cerclage

Item	Details
Review question	What is the clinical effectiveness of prophylactic progesterone (vaginal or oral) in preventing preterm labour in pregnant women considered to be at risk of preterm labour and birth?
Objective	To establish if progesterone is effective in preventing pre-term labour when given antenatally, and what is the most clinically effective type of progesterone (or has fewer/less severe adverse effects).
Language	English
Study design	<p>Only published full text papers</p> <ul style="list-style-type: none"> <li>• Systematic reviews of RCTs</li> <li>• RCTs</li> </ul>

Item	Details
Population	<p>Pregnant women considered to be at risk of preterm labour and birth because they have any of the following:</p> <ul style="list-style-type: none"> <li>• a history of spontaneous preterm birth</li> <li>• a history of preterm pre-labour rupture of membranes</li> <li>• a history of mid-trimester loss</li> <li>• mid-trimester bleeding</li> <li>• a history of cervical trauma (including surgery)</li> <li>• a short cervix that has been identified on scan and/or bulging membranes in the current pregnancy</li> <li>• a positive fetal fibronectin test</li> </ul>
Stratified, subgroup and adjusted analyses	<p>Groups that will be reviewed and analysed separately if data is available:</p> <ul style="list-style-type: none"> <li>• a history of spontaneous preterm birth</li> <li>• a history of preterm pre-labour rupture of membranes</li> <li>• a history of mid-trimester loss</li> <li>• mid-trimester bleeding</li> <li>• a history of cervical trauma (including surgery)</li> <li>• a short cervix that has been identified on scan and/or bulging membranes in the current pregnancy</li> <li>• a positive fetal fibronectin test</li> </ul> <p>The following subgroups will be considered for subgroup analysis:</p> <ul style="list-style-type: none"> <li>• Gestational age groups (as reported by study authors)</li> <li>• Cervical length</li> </ul>
Intervention	<ul style="list-style-type: none"> <li>• Vaginal progesterone</li> <li>• Oral progesterone</li> </ul>
Comparison	<ul style="list-style-type: none"> <li>• One of the above (when the other is used as intervention)</li> <li>• placebo</li> </ul>
Outcomes	<p>Maternal</p> <ul style="list-style-type: none"> <li>• Maternal mortality</li> <li>• Side effects/adverse effects</li> <li>• Emotional/psychological impact/effect</li> </ul> <p>Neonatal</p> <ul style="list-style-type: none"> <li>• All mortality (including stillbirths and infant death up to 1 year)</li> <li>• Preterm birth (gestational age cut-off as reported by study authors)</li> <li>• Time from intervention to birth</li> <li>• Bronchopulmonary dysplasia/chronic lung disease</li> <li>• Neonatal sepsis</li> <li>• Neurodevelopmental disability (combined outcome including: developmental delay, intellectual, gross motor, visual or hearing impairment; cerebral palsy; learning difficulties)</li> <li>• Congenital abnormalities</li> </ul>
Setting	Studies from all countries will be considered
Search strategy	Sources to be searched:

Item	Details
	<ul style="list-style-type: none"> <li>• Medline</li> <li>• EMBASE</li> <li>• Cochrane Central Register of Controlled Trials, Cochrane Database of Systematic Reviews, the Database of Abstracts of Reviews of Effects and the Health Technology Assessment [HTA] database</li> </ul> <p>Limits (e.g. date, study design): No limitation by date Supplementary search techniques: No supplementary search techniques were used.</p> <p>See Appendix E for full strategies</p>
Review strategy	<p>Appraisal of methodological quality: The methodological quality of each study will be assessed using NICE checklists and the quality of the evidence for an outcome (i.e. across studies) will be assessed using GRADE.</p> <p>Synthesis of data: Meta-analysis will be conducted where appropriate. Default MIDs will be used: 0.75 and 1.25 for dichotomous outcomes; 0.5 times SD for continuous outcomes. If studies only report p-values, this information will be plotted in GRADE tables without an assessment of imprecision possible to be made.</p>
Equalities	<p>Equalities issues will be assessed according to processes described in NICE guidelines manual 2012. No specific equalities issues identified at the scoping stage for this review question.</p>

Item	Details
Review question	<p>What is the clinical effectiveness of prophylactic cervical cerclage in preventing preterm labour in pregnant women considered to be at risk of preterm labour and birth?</p>
Objective	<p>To determine if cervical cerclage is effective for preventing preterm labour, and in what gestations it should be performed (electively in early pregnancy, or when there is shortening of the cervix (defined as less than a certain length - ultrasound-indicated)).</p>
Language	<p>English</p>
Study design	<p>Only published full text papers</p> <ul style="list-style-type: none"> <li>• Systematic reviews of RCTs</li> <li>• RCTs</li> </ul>
Population	<p>Pregnant women considered to be at risk of preterm labour and birth because they have any of the following:</p> <ul style="list-style-type: none"> <li>• Women with singleton pregnancies considered to be at high risk for preterm labour.</li> <li>• Women with a shortened or dilated cervix, with exposed fetal membranes, with a pregnancy of less than 37 completed weeks.</li> </ul>
Stratified, subgroup and adjusted analyses	<p>Groups that will be reviewed and analysed separately if data is available:</p> <ul style="list-style-type: none"> <li>• a history of spontaneous preterm birth</li> <li>• a history of preterm pre-labour rupture of membranes</li> <li>• a history of mid-trimester loss</li> <li>• mid-trimester bleeding</li> <li>• a history of cervical trauma (including surgery)</li> <li>• a short cervix that has been identified on scan and/or bulging membranes in the current pregnancy</li> </ul>



Item	Details
	<ul style="list-style-type: none"> <li>• a positive fetal fibronectin test</li> </ul> <p>The following subgroups will be considered for subgroup analysis:</p> <ul style="list-style-type: none"> <li>• Gestational age groups (as reported by study authors)</li> <li>• Cervical length</li> </ul>
Intervention	<ul style="list-style-type: none"> <li>• Prophylactic cervical stitch (cervical cerclage)</li> </ul>
Comparison	<ul style="list-style-type: none"> <li>• No intervention</li> <li>• Any alternative preventative treatment (e.g. progesterone, ring pessaries, different type of cervical stitch clage indicated for other reasons).</li> </ul>
Outcomes	<p>Maternal</p> <ul style="list-style-type: none"> <li>• Maternal mortality</li> <li>• Side effects/adverse effects</li> <li>• Emotional/psychological impact/effect</li> </ul> <p>Neonatal</p> <ul style="list-style-type: none"> <li>• All mortality (including stillbirths and infant death up to 1 year)</li> <li>• Preterm birth (gestational age cut-off as reported by study authors)</li> <li>• Time from intervention to birth</li> <li>• Bronchopulmonary dysplasia/chronic lung disease</li> <li>• Neonatal sepsis</li> <li>• Neurodevelopmental disability (combined outcome including: developmental delay, intellectual, gross motor, visual or hearing impairment; cerebral palsy; learning difficulties)</li> <li>• Congenital abnormalities</li> </ul>
Setting	Studies from all countries will be considered
Search strategy	<p>Sources to be searched:</p> <ul style="list-style-type: none"> <li>• Medline</li> <li>• EMBASE</li> <li>• Cochrane Central Register of Controlled Trials, Cochrane Database of Systematic Reviews, the Database of Abstracts of Reviews of Effects and the Health Technology Assessment [HTA] database</li> </ul> <p>Limits (e.g. date, study design): No limitation by date</p> <p>Supplementary search techniques: No supplementary search techniques were used.</p> <p>See Appendix E for full strategies</p>
Review strategy	<p>Appraisal of methodological quality:</p> <p>The methodological quality of each study will be assessed using NICE checklists and the quality of the evidence for an outcome (i.e. across studies) will be assessed using GRADE.</p> <p>Synthesis of data:</p> <p>Meta-analysis will be conducted where appropriate.</p> <p>Default MIDs will be used: 0.75 and 1.25 for dichotomous outcomes; 0.5 times SD for continuous outcomes.</p> <p>If studies only report p-values, this information will be plotted in GRADE tables without an assessment of imprecision possible to be made.</p>
Equalities	Equalities issues will be assessed according to processes described in NICE guidelines manual 2012. No specific equalities issues identified at the scoping stage

Item	Details
	for this review question.

### D.3 Diagnosing preterm prelabour rupture of membranes (P-PROM)

Item	Details
Review question	<p>What is the diagnostic accuracy of the following tests to identify preterm pre-labour rupture of membranes (P-PROM):</p> <ul style="list-style-type: none"> <li>• Placental alpha-microglobulin-1 (PAMG-1)</li> <li>• Nitrazine (pH)</li> <li>• Insulin-like growth factor binding protein-1 (IGFBP-1)</li> <li>• Fetal fibronectin</li> <li>• Panty-liner with polymer-embedded strip?</li> </ul>
Objective	The objective for this review question is to determine the most accurate biochemical diagnostic test for preterm pre-labour rupture of membranes, and whether any of these biochemical tests are more accurate than clinical examination/visualisation of liquor.
Population	<p>Women with suspected preterm pre-labour rupture of membranes (PROM)</p> <p>Selection criterion: Studies which include a mixed population of women with term pregnancy and women with preterm pregnancy where will be only considered if two third of the sample consisted of women with preterm pregnancy.</p>
Subgroups and sensitivity analyses	<p>The following subgroups will be considered for sensitivity analysis:</p> <ul style="list-style-type: none"> <li>• Different gestational age groups (as reported by study authors)</li> </ul>
Index test: Severity assessment tools/clinical markers	<ul style="list-style-type: none"> <li>• Placental alpha-microglobulin-1 (PAMG-1)</li> <li>• Nitrazine (pH)</li> <li>• Insulin-like growth factor binding protein-1 (IGFBP-1)</li> <li>• Fetal fibronectin</li> </ul>
Reference standard	<ul style="list-style-type: none"> <li>• Clinical assessment including history-taking</li> <li>• Visualisation of amniotic fluid</li> <li>• Review of clinical record after birth</li> <li>• Ultrasound (amniotic fluid volume)</li> <li>• At least 2 of the following in combination: <ul style="list-style-type: none"> <li>○ Visualisation of amniotic fluid</li> <li>○ Alkaline pH determination of vaginal secretions</li> <li>○ Microscopic evidence of ferning</li> </ul> </li> </ul>
Outcomes	<p>Measures of diagnostic accuracy:</p> <ul style="list-style-type: none"> <li>• Sensitivity / specificity</li> <li>• Positive / negative likelihood ratio</li> <li>• Area under the curve (AUC)</li> </ul>

Item	Details
Study design	<ul style="list-style-type: none"> <li>Diagnostic accuracy studies</li> </ul> Cohort studies – prospective/retrospective
Setting	Studies from all countries will be considered
Search strategy	Sources to be searched: <ul style="list-style-type: none"> <li>Medline</li> <li>EMBASE</li> <li>Cochrane Central Register of Controlled Trials, Cochrane Database of Systematic Reviews, the Database of Abstracts of Reviews of Effects and the Health Technology Assessment [HTA] database</li> </ul> Limits (e.g. date, study design): No limitation by date Supplementary search techniques: No supplementary search techniques were used.  See Appendix E for full strategies
Review strategy	Appraisal of methodological quality The methodological quality of each study will be assessed using NICE checklists Both prospective and retrospective diagnostic studies will be searched for and retrospective studies may be excluded if sufficient data is available from prospective studies for any given intervention.
Equalities	Equalities issues will be assessed according to processes described in NICE guidelines manual 2012. No specific equalities issues identified at the scoping stage for this review question.
Notes/additional information	NICE medical technology guidance [MTG15] Vision Amniotic Leak Detector to assess unexplained vaginal wetness in pregnancy was published in 2013

#### D.4 Antenatal prophylactic antibiotics for women diagnosed with preterm pre-labour rupture of membranes (P-PROM)

Item	Details
Review question	What is the clinical effectiveness of antenatal prophylactic antibiotics given to women with diagnosed preterm pre-labour rupture of membranes to improve outcomes of preterm labour?
Objective	To determine if antenatal prophylactic antibiotics given to women with diagnosed preterm pre-labour rupture of membranes and no evidence of infection improves outcomes for the woman and/or the baby. The aim of the review is to look at antibiotics overall, not to compare different antibiotics.
Language	English
Study design	Only published full text papers <ul style="list-style-type: none"> <li>Systematic reviews of RCTs</li> <li>RCTs</li> </ul>
Population	Women with diagnosed preterm pre-labour rupture of membranes (as defined by study authors) with no other indication for antibiotic therapy i.e. in the absence of evidence of infection. Selection criterion: Studies which include a mixed population of women with single and multiple pregnancy will be only considered if two thirds of the sample consisted of women with single pregnancy.

Item	Details
Stratified, subgroup and adjusted analyses	The following subgroups will be considered for subgroup analysis: <ul style="list-style-type: none"> <li>Gestational age groups (as reported by study authors)</li> </ul>
Intervention	Prophylactic antibiotics Results will be presented separately in antibiotic classes if data available.
Comparison	No prophylactic antibiotics (for example placebo, usual care, no treatment)
Outcomes	Maternal <ul style="list-style-type: none"> <li>Maternal mortality</li> <li>Any infection including chorioamnionitis</li> <li>Major adverse drug reaction</li> </ul> Neonatal <ul style="list-style-type: none"> <li>Infant/neonatal/perinatal mortality</li> <li>Number/proportion of babies born preterm</li> <li>Interval between intervention and delivery</li> <li>Brain injury: Intraventricular haemorrhage/periventricular leucomalacia (PVL)/white matter injury</li> <li>Necrotising enterocolitis</li> <li>Any neonatal infection (including neonatal sepsis)</li> <li>Cerebral palsy (CP) or other neurodevelopmental disability if CP not reported (combined outcome including: developmental delay, intellectual, gross motor, visual or hearing impairment; cerebral palsy; learning difficulties)</li> <li>Any composite neurological outcomes reported in studies e.g. "death or neurodevelopmental disability" if other prioritized outcomes not available</li> </ul>
Setting	Studies from all countries will be considered
Search strategy	Sources to be searched: <ul style="list-style-type: none"> <li>Medline</li> <li>EMBASE</li> <li>Cochrane Central Register of Controlled Trials, Cochrane Database of Systematic Reviews, the Database of Abstracts of Reviews of Effects and the Health Technology Assessment [HTA] database</li> </ul> Limits (e.g. date, study design): No limitation by date Supplementary search techniques: No supplementary search techniques were used.  See Appendix E for full strategies
Review strategy	Appraisal of methodological quality: The methodological quality of each study will be assessed using NICE checklists and the quality of the evidence for an outcome (i.e. across studies) will be assessed using GRADE. Synthesis of data: Meta-analysis will be conducted where appropriate. Default MIDs will be used: 0.75 and 1.25 for dichotomous outcomes; 0.5 times SD for continuous outcomes. If studies only report p-values, this information will be plotted in GRADE tables without an assessment of imprecision possible to be made.
Equalities	Equalities issues will be assessed according to processes described in NICE guidelines manual 2012. No specific equalities issues identified at the scoping stage

Item	Details
	for this review question.

## D.5 Identifying infection in women with P-PROM

Item	Details
Review question	What is the diagnostic value of temperature, pulse, white cell count, C-reactive protein and cardiotocography (CTG) to identify infection in women with preterm pre-labour rupture of membranes (P-PROM)?
Objective	To determine if routine maternal surveillance including temperature and pulse monitoring, as well as blood tests (C-reactive protein and white blood cell count) and fetal heart rate monitoring in women with suspected or diagnosed preterm pre-labour rupture of membranes is useful to identify infection in the woman and/or baby.
Population	Women with suspected or diagnosed preterm pre-labour rupture of membranes
Subgroups and sensitivity analyses	None specified
Index test:	<ul style="list-style-type: none"> <li>• Woman's temperature</li> <li>• Woman's pulse</li> <li>• C-reactive protein</li> <li>• White blood cell count</li> <li>• Fetal heart rate monitoring/cardiotocography</li> </ul> <p>Any of the above tests alone or in combination as part of the routine surveillance package or protocol used will be included.</p>
Reference standard	Microbiology or histology performed on the placenta, or neonatal blood culture rather than clinical diagnosis will be used to confirm infection (maternal such as chorioamnionitis or neonatal such as neonatal sepsis)
Outcomes	Measures of diagnostic accuracy: <ul style="list-style-type: none"> <li>• Sensitivity / specificity</li> </ul> Positive / negative likelihood ratio
Study design	<ul style="list-style-type: none"> <li>• Diagnostic accuracy studies</li> </ul> Cohort studies – prospective/retrospective
Setting	Studies from all countries will be considered
Search strategy	Sources to be searched: <ul style="list-style-type: none"> <li>• Medline</li> <li>• EMBASE</li> <li>• Cochrane Central Register of Controlled Trials, Cochrane Database of Systematic Reviews, the Database of Abstracts of Reviews of Effects and the Health Technology Assessment [HTA] database</li> </ul> Limits (e.g. date, study design): No limitation by date Supplementary search techniques: No supplementary search techniques were used. <p>See Appendix E for full strategies</p>
Review strategy	Appraisal of methodological quality The methodological quality of each study will be assessed using NICE checklists
Equalities	Equalities issues will be assessed according to processes described in NICE guidelines manual 2012. No specific equalities issues identified at the scoping

Item	Details
	stage for this review question.

## D.6 'Rescue' cervical cerclage

Item	Details
Review question	What is the clinical effectiveness of non-prophylactic 'rescue' cervical cerclage in preventing preterm birth for women in suspected preterm labour?
Objective	To determine whether 'rescue' cervical cerclage performed when the cervix is acutely shortening or dilating is effective at delaying the birth of the baby or preventing preterm birth.
Language	English
Study design	Only published full text papers <ul style="list-style-type: none"> <li>• Systematic reviews of RCTs</li> <li>• RCTs</li> <li>• Comparative cohort studies will be included if RCT data is limited or unavailable</li> </ul>
Population	Pregnant women considered to be at risk of preterm labour and birth because they have an acutely shortened or dilated cervix with un-ruptured exposed membranes (in suspected PTLB).
Stratified, subgroup and adjusted analyses	The following subgroups will be considered for subgroup analysis: <ul style="list-style-type: none"> <li>• Gestational age groups (as reported by study authors)</li> </ul>
Intervention	Non-prophylactic 'rescue' cervical cerclage  Prophylactic cervical cerclage is not the focus of this review question as it is covered in another question.
Comparison	<ul style="list-style-type: none"> <li>• No intervention</li> <li>• Any alternative preventative treatment (e.g. progesterone, ring pessaries, tocolysis).</li> </ul>
Outcomes	<p><b>Maternal</b></p> <ul style="list-style-type: none"> <li>• Maternal mortality</li> <li>• Maternal adverse effects including infection requiring intervention, cervical trauma requiring repair, vaginal discharge, bleeding, pyrexia not requiring antibiotics</li> <li>• Maternal emotional/psychological impact</li> </ul> <p><b>Neonatal</b></p> <ul style="list-style-type: none"> <li>• Mortality up to 1 year (includes stillbirth (fetal demise after 20 weeks' gestation, prior to birth) perinatal deaths, neonatal death (after birth, and before 29 days of neonatal life or discharge from hospital) and infant death up to 1 year)</li> <li>• Interval between procedure and delivery</li> <li>• Preterm birth (as defined by study authors e.g. less than 28, 32, 34, 35, 37 weeks)</li> <li>• Serious neonatal morbidity</li> <li>• Sepsis</li> <li>• Chronic lung disease/ bronchopulmonary dysplasia</li> <li>• Long-term infant neurodevelopmental outcomes/neurodevelopmental disability (combined outcome including: developmental delay, intellectual, gross motor, visual or hearing impairment; cerebral palsy; learning difficulties)</li> </ul>
Setting	Studies from all countries will be considered

Item	Details
Search strategy	<p>Sources to be searched:</p> <ul style="list-style-type: none"> <li>• Medline</li> <li>• EMBASE</li> <li>• Cochrane Central Register of Controlled Trials, Cochrane Database of Systematic Reviews, the Database of Abstracts of Reviews of Effects and the Health Technology Assessment [HTA] database</li> </ul> <p>Limits (e.g. date, study design): No limitation by date</p> <p>Supplementary search techniques: No supplementary search techniques were used.</p> <p>See Appendix E for full strategies</p>
Review strategy	<p>Appraisal of methodological quality: The methodological quality of each study will be assessed using NICE checklists and the quality of the evidence for an outcome (i.e. across studies) will be assessed using GRADE.</p> <p>Synthesis of data:</p> <ul style="list-style-type: none"> <li>• Meta-analysis will be conducted where appropriate.</li> <li>• If comparative cohort studies are included, the minimum number of events per covariate to be recorded to ensure accurate multivariate analysis.</li> <li>• Default MIDs will be used: 0.75 and 1.25 for dichotomous outcomes; 0.5 times SD for continuous outcomes.</li> <li>• If studies only report p-values, this information will be plotted in GRADE tables without an assessment of imprecision possible to be made.</li> </ul>
Equalities	No equalities issues identified

## D.7 Diagnosing preterm labour for women with intact membranes

Item	Details
Review question	<p>What is the diagnostic accuracy of the following (alone or in combination) in women with intact membranes to identify preterm labour leading to preterm birth:</p> <ul style="list-style-type: none"> <li>• clinical assessment (such as symptoms expressed by women, strength and frequency of contractions, findings on vaginal examination)</li> <li>• biochemical testing for markers for preterm labour namely cervicovaginal fetal fibronectin and IGF-BP1 insulin-like growth factor binding protein 1</li> <li>• cervical ultrasound features (such as cervical length and funnelling)?</li> </ul>
Objective	The objective of this review is to find out which of the common near-patient/bedside diagnostic interventions used to identify preterm labour are the most accurate, either alone or in combination, and if two tests are used, which sequence of tests is the most clinically useful and cost-effective.
Population	Women with suspected preterm labour
Subgroups and sensitivity analyses	<p>The following groups will be assessed separately: None specified</p> <p>Important confounders: None specified</p>
Index test: Severity assessment tools/clinical markers	<p>Clinical assessment including: symptoms expressed by women, strength and frequency of contractions, findings on vaginal examination (softening, effacement and dilatation of the cervix), vaginal loss.</p> <p>The following near patient/point of care biochemical tests for markers for preterm labour :</p>

Item	Details
	<ul style="list-style-type: none"> <li>clinical assessment cervicovaginal fetal fibronectin and IGF-BP1 insulin-like growth factor binding protein 1</li> <li>Ultrasound features such as cervical length and funnelling (including ratios of these)</li> </ul>
Reference standard or target condition/patient outcomes	Labour defined as progressive dilation of the cervix over the subsequent few hours/days leading to birth (48 hours and $\leq 7$ days following testing prioritised)
Outcomes	Measures of diagnostic accuracy: Sensitivity / specificity Positive / negative likelihood ratio
Study design	Diagnostic accuracy studies Cohort studies – prospective/retrospective
Setting	Studies from all countries will be considered
Search strategy	<p>Sources to be searched:</p> <ul style="list-style-type: none"> <li>Medline</li> <li>EMBASE</li> <li>Cochrane Central Register of Controlled Trials, Cochrane Database of Systematic Reviews, the Database of Abstracts of Reviews of Effects and the Health Technology Assessment [HTA] database</li> </ul> <p>Limits (e.g. date, study design): No limitation by date Supplementary search techniques: No supplementary search techniques were used.</p> <p>See Appendix E for full strategies</p>
Review strategy	<p>Appraisal of methodological quality</p> <p>The methodological quality of each study will be assessed using NICE checklists</p> <p>Both prospective and retrospective diagnostic studies will be searched for. Retrospective studies will be excluded if sufficient data is available from prospective studies. Small studies will be excluded (<math>n &lt; 20</math>).</p>
Equalities	No equalities issues identified

## D.8 Maternal corticosteroids

### D.8.1 Maternal corticosteroids– different gestations

Item	Details
Review question	What is the clinical effectiveness of a single course of maternal corticosteroids for fetal lung maturation given at different gestations in improving preterm neonatal outcomes?
Objective	To determine if a single course of maternal corticosteroids given prior to preterm birth improve outcomes for the baby.
Language	English
Study design	<p>Only published full text papers</p> <ul style="list-style-type: none"> <li>Systematic reviews of RCTs</li> <li>RCTs</li> </ul>



Item	Details
Population	Pregnant women in suspected or diagnosed preterm labour or women who are having a planned preterm birth
Stratified, subgroup and adjusted analyses	In the presence of heterogeneity, the following subgroups will be considered for sensitivity analysis: <ul style="list-style-type: none"> <li>• Women with P-PROM</li> <li>• Gestational age groups (as reported by study authors)</li> </ul>
Intervention	Maternal corticosteroids
Comparison	<ul style="list-style-type: none"> <li>• Placebo</li> <li>• No treatment</li> </ul>
Outcomes	<p>Maternal</p> <ul style="list-style-type: none"> <li>• Maternal mortality</li> <li>• Adverse events– all</li> </ul> <p>Neonatal</p> <ul style="list-style-type: none"> <li>• All death up to 1 year (includes stillbirth, perinatal mortality, neonatal mortality and infant death)</li> <li>• Need for mechanical ventilation</li> <li>• Bronchopulmonary dysplasia/chronic lung disease</li> <li>• Intraventricular haemorrhage/periventricular leucomalacia (PVL)/white matter injury</li> <li>• Neonatal sepsis</li> <li>• Neurodevelopmental disability (combined outcome including: developmental delay, intellectual, gross motor, visual or hearing impairment; cerebral palsy; learning difficulties)</li> </ul>
Setting	Include studies from all countries
Search strategy	<p>Sources to be searched:</p> <ul style="list-style-type: none"> <li>• Medline</li> <li>• EMBASE</li> <li>• Cochrane Central Register of Controlled Trials, Cochrane Database of Systematic Reviews, the Database of Abstracts of Reviews of Effects and the Health Technology Assessment [HTA] database</li> </ul> <p>Limits (e.g. date, study design): No limitation by date</p> <p>Supplementary search techniques: No supplementary search techniques were used.</p> <p>See Appendix E for full strategies</p>
Review strategy	<p>Appraisal of methodological quality:</p> <p>The methodological quality of each study will be assessed using NICE checklists and the quality of the evidence for an outcome (i.e. across studies) will be assessed using GRADE.</p> <p>Synthesis of data:</p> <p>Meta-analysis will be conducted where appropriate.</p> <p>Default MIDs will be used: 0.75 and 1.25 for dichotomous outcomes; 0.5 times SD for continuous outcomes.</p> <p>If studies only report p-values, this information will be plotted in GRADE tables without an assessment of imprecision possible to be made.</p>
Equalities	No equalities issues identified
Notes/additional information	“Epicure” and “Epiphase” studies do not meet our inclusion criteria but might provide useful context for very preterm babies

Item	Details
	<p>Notes for reviewing:</p> <ul style="list-style-type: none"> <li>• how preterm labour has been diagnosed (eg clinical, ultrasound, biochemical)</li> <li>• whether the birth was planned or spontaneous</li> <li>• the type, dose and route of administration of the steroid</li> </ul>

## D.8.2 Maternal corticosteroids– repeat courses

Item	Details
Review question	What is the clinical effectiveness of repeat courses of maternal corticosteroids for fetal lung maturation in improving preterm neonatal outcomes?.
Objective	To determine if repeat courses of maternal corticosteroids given prior to preterm birth improve outcomes for the baby compared to a single course.
Language	English
Study design	<p>Only published full text papers</p> <ul style="list-style-type: none"> <li>• Systematic reviews of RCTs</li> <li>• RCTs</li> </ul>
Population	Women with suspected or diagnosed spontaneous preterm labour, or at risk of preterm birth.
Stratified, subgroup and adjusted analyses	<p>In the presence of heterogeneity, the following subgroups will be considered for sensitivity analysis:</p> <ul style="list-style-type: none"> <li>• type of corticosteroid given</li> <li>• number of repeat courses actually given</li> <li>• gestational age at which the treatment was given</li> </ul>
Intervention	Repeat course or courses of maternal corticosteroids
Comparison	Single course of maternal corticosteroids
Outcomes	<p>Maternal</p> <ul style="list-style-type: none"> <li>• Maternal mortality</li> <li>• Adverse events– all</li> </ul> <p>Neonatal</p> <ul style="list-style-type: none"> <li>• All neonatal/infant death up to 1 year (inc. stillbirth, perinatal mortality, neonatal mortality and death before discharge)</li> <li>• Child mortality</li> <li>• Need for mechanical ventilation</li> <li>• Bronchopulmonary dysplasia/chronic lung disease</li> <li>• Intraventricular haemorrhage/periventricular leukomalacia (PVL)/white matter injury</li> <li>• Neonatal sepsis</li> <li>• Neurodevelopmental disability (combined outcome including: developmental delay, intellectual, gross motor, visual or hearing impairment; cerebral palsy; learning difficulties) Birth weight for gestation</li> </ul>
Setting	Include studies from all countries
Search strategy	<p>Sources to be searched:</p> <ul style="list-style-type: none"> <li>• Medline</li> <li>• EMBASE</li> <li>• Cochrane Central Register of Controlled Trials, Cochrane Database of</li> </ul>

Item	Details
	<p>Systematic Reviews, the Database of Abstracts of Reviews of Effects and the Health Technology Assessment [HTA] database</p> <p>Limits (e.g. date, study design): No limitation by date</p> <p>Supplementary search techniques: No supplementary search techniques were used.</p> <p>See Appendix E for full strategies</p>
Review strategy	<p>Appraisal of methodological quality: The methodological quality of each study will be assessed using NICE checklists and the quality of the evidence for an outcome (i.e. across studies) will be assessed using GRADE.</p> <p>Synthesis of data: Meta-analysis will be conducted where appropriate.</p> <p>Default MIDs will be used: 0.75 and 1.25 for dichotomous outcomes; 0.5 times SD for continuous outcomes.</p> <p>If studies only report p-values, this information will be plotted in GRADE tables without an assessment of imprecision possible to be made.</p>
Equalities	No equalities issues identified
Notes/additional information	<p>Reviewers to note:.</p> <ul style="list-style-type: none"> <li>• how the diagnosis of preterm labour was made</li> <li>• the type and dose of steroid used and the route of administration</li> <li>• the frequency and timing of repeat courses and repeat dosages</li> </ul>

## D.9 Magnesium sulphate for neonatal neuroprotection

Item	Details
Review question	What is the clinical and cost effectiveness of magnesium sulphate given to women at high risk of giving birth preterm (defined as those suspected to be in preterm labour or diagnosed as being in preterm labour and those having planned preterm birth) for preventing cerebral palsy and other neurological disorders in babies born at different preterm gestations?
Objective	To determine if magnesium sulphate is effective for this indication, at what gestations it should be used and what dose is best. Information about dose will be obtained from effectiveness studies by reporting the doses used in the included studies.
Language	English
Study design	<ul style="list-style-type: none"> <li>• Systematic reviews of RCTs</li> <li>• RCTs</li> </ul>
Population	Women at high risk of giving preterm birth (defined as those suspected to be in preterm labour or diagnosed as being in preterm labour and those having planned preterm birth)
Stratified, subgroup and adjusted analyses	<p>In the presence of heterogeneity, the following subgroups will be considered for sensitivity analysis:</p> <ul style="list-style-type: none"> <li>• Gestational age groups</li> </ul>
Intervention	Magnesium sulphate
Comparison	No magnesium sulphate
Outcomes	Maternal

Item	Details
	<ul style="list-style-type: none"> <li>• Mortality</li> <li>• Adverse events, including nausea, warmth/flushing, somnolence/drowsiness, double or blurred vision, slurred speech, weakness, loss of patellar reflexes, hypotension, collapse/cardiac arrest</li> </ul> <p>Neonatal</p> <ul style="list-style-type: none"> <li>• Stillbirth</li> <li>• Neonatal/perinatal mortality</li> <li>• Apgar score &lt; 7 at 5 minutes</li> <li>• Need for transfer to NICU</li> <li>• Need for mechanical ventilation</li> <li>• Infant feeding at 1 and 6 weeks of age (breastfeeding or exclusive formula)</li> <li>• Longer term outcomes (record any that are reported)</li> <li>• Major neonatal morbidity (any reported), including hypoxic ischaemic encephalopathy (HIE), neurodevelopmental/neurological disability, developmental delay/intellectual impairment, gross motor dysfunction, neonatal intracranial/intraventricular/periventricular haemorrhage, periventricular leukomalacia, vision and hearing loss, composite neurological outcomes reported in studies e.g. "death or neurodevelopmental disability, cerebral palsy</li> </ul>
Setting	Include studies from all countries
Search strategy	<p>Sources to be searched:</p> <ul style="list-style-type: none"> <li>• Medline</li> <li>• EMBASE</li> <li>• Cochrane Central Register of Controlled Trials, Cochrane Database of Systematic Reviews, the Database of Abstracts of Reviews of Effects and the Health Technology Assessment [HTA] database</li> </ul> <p>Limits (e.g. date, study design): No limitation by date</p> <p>Supplementary search techniques: No supplementary search techniques were used.</p> <p>See Appendix E for full strategies</p>
Review strategy	<p>Appraisal of methodological quality:</p> <p>The methodological quality of each study will be assessed using NICE checklists and the quality of the evidence for an outcome (i.e. across studies) will be assessed using GRADE.</p> <p>Synthesis of data:</p> <p>Meta-analysis will be conducted where appropriate.</p> <p>Default MIDs will be used: 0.75 and 1.25 for dichotomous outcomes; 0.5 times SD for continuous outcomes.</p> <p>If studies only report p-values, this information will be plotted in GRADE tables without an assessment of imprecision possible to be made.</p>
Equalities	No equalities issues identified
Notes/additional information	<ul style="list-style-type: none"> <li>• Notes for reviewing:time between administration and birth</li> <li>• dose, whether repeat doses were given</li> <li>• gestational age at birth</li> </ul>

## D.10 Tocolysis

Item	Details
Review question	What is the clinical and cost effectiveness of tocolytics given to women with suspected or diagnosed preterm labour to improve outcomes:

Item	Details
	<ul style="list-style-type: none"> <li>• progesterone/progestogens</li> <li>• beta-sympathomimetics</li> <li>• oxytocin receptor antagonists</li> <li>• calcium channel blockers</li> <li>• cyclo-oxygenase enzyme inhibitors</li> <li>• non-steroidal anti-inflammatory drugs</li> <li>• nitric oxide donors</li> <li>• magnesium sulphate?</li> </ul>
Objective	To determine which drugs are most effective at delaying preterm birth to improve the outcomes for the baby with least harm to/adverse effects for the woman.
Language	English
Study design	Only published full text papers Systematic reviews of RCTs including those that have conducted network meta-analysis (NMA) RCTs
Population	Women with suspected or diagnosed preterm labour
Stratified, subgroup and adjusted analyses	None specified
Intervention	<p>Drugs in the following classes:</p> <ul style="list-style-type: none"> <li>• Progesterone/progestogens</li> <li>• Beta-sympathomimetics, including terbutaline, ritodrine, fenoterol, hexoprenaline, salbutamol</li> <li>• Oxytocin receptor antagonists, including Atosiban</li> <li>• Calcium channel blockers, including nifedipine, nicardipine</li> <li>• Cyclo-oxygenase enzyme inhibitors, including rofecoxib</li> <li>• Non-steroidal anti-inflammatory drugs, including diclofenac, indomethacin</li> <li>• Nitric oxide donors, including Nitroglycerin (glycerol trinitrate/GTN)</li> <li>• Magnesium sulphate</li> </ul> <p>All drugs within these classes will be included in the NMA analysis regardless of UK licencing status but drugs that do not have a UK marketing authorisation will not be recommended</p>
Comparison	Placebo Another class of drug from the above list
Outcomes	<p><b>Maternal</b></p> <ul style="list-style-type: none"> <li>• Maternal mortality</li> <li>• Adverse events–discontinuation of treatment</li> <li>• Maternal infection</li> </ul> <p><b>Neonatal</b></p> <ul style="list-style-type: none"> <li>• Perinatal mortality</li> <li>• Neonatal mortality</li> <li>• Time from administration to birth; delay of birth by 48h or more</li> <li>• Mean gestational age at birth</li> <li>• Respiratory distress syndrome</li> <li>• Chronic lung disease/bronchopulmonary dysplasia</li> </ul>

Item	Details
	<ul style="list-style-type: none"> <li>• Intraventricular haemorrhage</li> <li>• White matter injury/periventricular leucomalacia</li> <li>• Neonatal infection/sepsis</li> <li>• Neurodevelopmental disability (combined outcome including: developmental delay, intellectual, gross motor, visual or hearing impairment; cerebral palsy; learning difficulties)</li> <li>• Quality of life</li> </ul>
Importance of outcomes	<p>The Committee selected the following outcomes (maternal and neonatal) and the hierarchy of their importance for decision making (the smaller the number the higher this outcome's importance)</p> <ol style="list-style-type: none"> <li>1. Maternal mortality</li> <li>2. Neonatal mortality</li> <li>3. Perinatal mortality</li> <li>4. Maternal infection</li> <li>5. Delay of birth by at least 48 hours</li> <li>6. Neonatal sepsis</li> <li>7. Chronic lung disease/bronchopulmonary dysplasia (CLD)</li> <li>8. Intraventricular haemorrhage (IVH)</li> <li>9. Mothers with adverse events requiring cessation of treatment</li> <li>10. Neurodevelopmental disability (combined outcome including: developmental delay, intellectual, gross motor, visual or hearing impairment; cerebral palsy; learning difficulties)</li> <li>11. Periventricular leucomalacia (PVL)/white matter injury</li> <li>12. Gestational age at birth</li> <li>13. Respiratory distress syndrome (RDS)</li> <li>14. Quality of life</li> </ol>
Setting	Include studies from all countries.
Search strategy	<p>Sources to be searched:</p> <ul style="list-style-type: none"> <li>• Medline</li> <li>• EMBASE</li> <li>• Cochrane Central Register of Controlled Trials, Cochrane Database of Systematic Reviews, the Database of Abstracts of Reviews of Effects and the Health Technology Assessment [HTA] database</li> </ul> <p>Limits (e.g. date, study design): No limitation by date</p> <p>Supplementary search techniques: No supplementary search techniques were used.</p> <p>See Appendix E for full strategies</p>
Review strategy	<p>Appraisal of methodological quality:</p> <p>The methodological quality of studies contributing to the NMA will be summarised according to the GRADE proposed approach for assessing quality of NMAs.</p> <p>In the non-NMA review, the quality of the evidence for an outcome (i.e. across studies) will be assessed using GRADE approach.</p> <p>Synthesis of data:</p> <p>Meta-analysis will be conducted where appropriate in the non-NMA review.]</p> <p>Default MIDAs will be used: 0.75 and 1.25 for dichotomous outcomes; 0.5 times SD for continuous outcomes.]</p> <p>If studies only report p-values, this information will be plotted in GRADE tables without an assessment of imprecision possible to be made.</p>
Equalities	No equalities issues identified

Item	Details
Notes/additional information	Notes for reviewing: <ul style="list-style-type: none"> <li>• if labour suspected or diagnosed/confirmed, or proportion of each in sample</li> <li>• the dose and route of administration of the tocolytic agent</li> <li>• if corticosteroids were administered, and details of the corticosteroid used and its schedule of administration</li> </ul>

## D.11 Fetal monitoring

### D.11.1 Monitoring options: cardiotocography and intermittent auscultation

Item	Details
Review question	What are the criteria for best interpreting the preterm fetal heart rate trace at different gestational ages for unborn babies whose mothers are in suspected or diagnosed preterm labour?
Objective	To determine how specific features of FHR traces (e.g. variability and decelerations) should be classified, and to identify whether specific features are associated with poor neonatal outcomes
Language	English
Study design	<ul style="list-style-type: none"> <li>• Comparative observational studies (cohort, case-control)</li> <li>• Prognostic/diagnostic studies</li> <li>• Non-comparative descriptive/correlational studies</li> </ul> Exclusions: Case reports
Population	Women suspected to be in or diagnosed to be in preterm labour (<37 completed weeks)
Stratified, subgroup and adjusted analyses	None specified
Predictive test	Electronic fetal monitoring with assessment of the trace (cardiotograph [CTG])
Outcomes	<p><b>Maternal</b></p> <ul style="list-style-type: none"> <li>• Mortality</li> <li>• Mode of birth (and indication if operative delivery, and type of CS incision)</li> </ul> <p><b>Neonatal</b></p> <ul style="list-style-type: none"> <li>• Mortality (all death up to 1 year - includes stillbirth, perinatal mortality, neonatal mortality and infant death)</li> <li>• Trauma/injury to infant (specify type)</li> <li>• Intraventricular haemorrhage/periventricular leucomalacia (PVL)/white matter injury (and sub-group analysis needed where reported separately)</li> <li>• Neonatal sepsis</li> <li>• Systemic fetal inflammation</li> <li>• Need for mechanical ventilation</li> <li>• Length of stay in neonatal intensive care unit or neonatal unit</li> <li>• Fetal/neonatal acidosis</li> <li>• Cord blood gas values at birth</li> </ul> <p>Measures of diagnostic accuracy:</p>

Item	Details
	Sensitivity / specificity Positive / negative predictive value Positive / negative likelihood ratio
Setting	Studies from all countries will be considered
Search strategy	Sources to be searched: <ul style="list-style-type: none"> <li>• Medline</li> <li>• EMBASE</li> <li>• Cochrane Central Register of Controlled Trials, Cochrane Database of Systematic Reviews, the Database of Abstracts of Reviews of Effects and the Health Technology Assessment [HTA] database</li> </ul> Limits (e.g. date, study design): No limitation by date Supplementary search techniques: No supplementary search techniques were used.  See Appendix E for full strategies
Review strategy	Appraisal of methodological quality: The methodological quality of each study will be assessed using NICE checklists and the quality of the evidence for an outcome (i.e. across studies) will be assessed using GRADE.  Different aspects of data synthesis will be used: <ul style="list-style-type: none"> <li>• The predictive/diagnostic value of fetal heart rate features for maternal or neonatal outcomes</li> <li>• Associations between fetal heart rate features and maternal or neonatal outcomes</li> <li>• The predictive value and association of tachycardia and bradycardia with neonatal adverse outcomes</li> </ul> Default MIDs will be used: 0.75 and 1.25 for dichotomous outcomes; 0.5 times SD for continuous outcomes.
Equalities	No equalities issues identified
Notes/additional information	Reviewing notes: <ul style="list-style-type: none"> <li>• population characteristics especially the proportion of women with other complications e.g. hypertension.</li> <li>• gestational ages of included babies and any sub-group analyses by gestational age (to inform second objective).</li> </ul>

### D.11.2 Continuous electronic fetal monitoring (displayed as a cardiotocograph) compared with intermittent auscultation

Item	Details
Review question	What is the clinical effectiveness of electronic fetal monitoring compared with intermittent auscultation at different gestational ages for unborn babies whose mothers are in suspected or diagnosed preterm labour?
Objective	To determine which method of intrapartum fetal monitoring is associated with better neonatal and maternal outcomes in preterm labour.
Language	English
Study design	Only published full text papers <ul style="list-style-type: none"> <li>• Systematic reviews of RCTs</li> <li>• RCTs</li> </ul>



Item	Details
	<ul style="list-style-type: none"> <li>• Comparative observational studies (only if RCTs unavailable or there is limited RCT data to inform decision making)</li> <li>• Epidemiological studies and population-based studies (if no other data available) as supplementary evidence</li> </ul>
Population	Women in preterm labour (labour before 36+6 weeks)
Stratified, subgroup and adjusted analyses	In the presence of heterogeneity, the following subgroups will be considered for sensitivity analysis: gestational age
Intervention	Electronic fetal monitoring (EFM) using either an external ultrasound transducer or a fetal scalp electrode and displayed as cardiotocograph (CTG) trace.
Comparison	Intermittent auscultation (IA)
Outcomes	<p><b>Maternal</b></p> <ul style="list-style-type: none"> <li>• Mortality</li> <li>• Mode of birth (and indication if operative delivery, and type of CS incision)</li> </ul> <p><b>Neonatal</b></p> <ul style="list-style-type: none"> <li>• Mortality (all death up to 1 year - includes stillbirth, perinatal mortality, neonatal mortality and infant death)</li> <li>• Trauma/injury to infant (specify type)</li> <li>• Intracranial or intraventricular haemorrhage/periventricular leucomalacia (PVL)/white matter injury (and sub-group analysis needed where reported separately)</li> <li>• Respiratory distress syndrome</li> <li>• Neonatal sepsis</li> <li>• Need for mechanical ventilation</li> <li>• Length of stay in neonatal intensive care unit or neonatal unit</li> <li>• Cord blood gas values at birth</li> </ul>
Setting	Studies from all countries will be considered
Search strategy	<p>Sources to be searched:</p> <ul style="list-style-type: none"> <li>• Medline</li> <li>• EMBASE</li> <li>• Cochrane Central Register of Controlled Trials, Cochrane Database of Systematic Reviews, the Database of Abstracts of Reviews of Effects and the Health Technology Assessment [HTA] database</li> </ul> <p>Limits (e.g. date, study design): No limitation by date</p> <p>Supplementary search techniques: No supplementary search techniques were used.</p> <p>See Appendix E for full strategies</p>
Review strategy	<p>Appraisal of methodological quality: The methodological quality of each study will be assessed using NICE checklists and the quality of the evidence for an outcome (i.e. across studies) will be assessed using GRADE.</p> <p>Synthesis of data: Meta-analysis will be conducted where appropriate. If comparative cohort studies are included, the minimum number of events per covariate to be recorded to ensure accurate multivariate analysis. Default MIDs will be used: 0.75 and 1.25 for dichotomous outcomes; 0.5 times SD for continuous outcomes.</p>

Item	Details
	If studies only report p-values, this information will be plotted in GRADE tables without an assessment of imprecision possible to be made.
Equalities	No equalities issues identified
Notes/additional information	<p>Reviewing notes:</p> <ul style="list-style-type: none"> <li>• population characteristics especially the proportion of women with other complications e.g. hypertension.</li> <li>• gestational ages of included babies and any sub-group analyses by gestational age (to inform second objective)</li> <li>• range of gestational ages</li> <li>• what papers report in terms of monitoring regime e.g. continuous EFM throughout labour or intermittent spells of EFM such as 30 mins every 2 hours or similar</li> <li>• how intermittent auscultation is performed in each study and the device used</li> </ul>

### D.11.3 Fetal scalp electrode

Item	Details
Review question	At what gestational age can a fetal scalp electrode (FSE) be used for unborn babies whose mothers are in diagnosed preterm labour?
Objective	To determine if the benefits of using an FSE to perform EFM outweigh any risks and if there is a gestation threshold below which it is better not to use an FSE (if at all).
Language	English
Study design	<p>Only published full text papers</p> <ul style="list-style-type: none"> <li>• Systematic reviews of RCTs</li> <li>• RCTs</li> <li>• Comparative observational studies (only if RCTs unavailable or limited data RCT data is found to inform decision making)</li> </ul>
Population	Women in preterm labour (labour before 36+6 weeks)
Stratified, subgroup and adjusted analyses	<p>In the presence of heterogeneity, the following subgroups will be considered for sensitivity analysis:</p> <ul style="list-style-type: none"> <li>• Gestational age</li> </ul>
Intervention	Fetal scalp electrode for electronic fetal heart rate monitoring displayed as cardiotocograph (CTG) trace.
Comparison	Continuous electronic fetal heart rate monitoring with external ultrasound transducer Intermittent auscultation (IA)
Outcomes	<p><b>Maternal</b></p> <ul style="list-style-type: none"> <li>• Mortality</li> <li>• Mode of birth (and indication if operative delivery, and type of CS incision)</li> </ul> <p><b>Neonatal</b></p> <ul style="list-style-type: none"> <li>• Mortality (all death up to 1 year - includes stillbirth, perinatal mortality, neonatal mortality and infant death)</li> <li>• Trauma/injury to infant (specify type)</li> <li>• Intraventricular haemorrhage/periventricular leucomalacia (PVL)/white matter injury (and sub-group analysis needed where reported separately)</li> <li>• Neonatal sepsis</li> </ul>

Item	Details
	<ul style="list-style-type: none"> <li>• Need for mechanical ventilation</li> <li>• Length of stay in neonatal intensive care unit or neonatal unit</li> <li>• Cord blood gas values at birth</li> </ul>
Setting	Studies from all countries will be considered
Search strategy	<p>Sources to be searched:</p> <ul style="list-style-type: none"> <li>• Medline</li> <li>• EMBASE</li> <li>• Cochrane Central Register of Controlled Trials, Cochrane Database of Systematic Reviews, the Database of Abstracts of Reviews of Effects and the Health Technology Assessment [HTA] database</li> </ul> <p>Limits (e.g. date, study design): No limitation by date</p> <p>Supplementary search techniques: No supplementary search techniques were used.</p> <p>See Appendix E for full strategies</p>
Review strategy	<p>Appraisal of methodological quality: The methodological quality of each study will be assessed using NICE checklists and the quality of the evidence for an outcome (i.e. across studies) will be assessed using GRADE.</p> <p>Synthesis of data: Meta-analysis will be conducted where appropriate.</p> <p>Default MIDs will be used: 0.75 and 1.25 for dichotomous outcomes; 0.5 times SD for continuous outcomes.</p> <p>If studies only report p-values, this information will be plotted in GRADE tables without an assessment of imprecision possible to be made.</p>
Equalities	No equalities issues identified
Notes/additional information	<p>Notes for reviewing:</p> <ul style="list-style-type: none"> <li>• full description of population</li> <li>• gestational ages of included babies and any sub-group analyses by gestational age.</li> </ul>

#### D.11.4 Fetal blood sampling

Item	Details
Review question	What is the utility of fetal blood sampling (FBS) as an adjunct to intrapartum fetal heart rate monitoring at different gestational ages?
Objective	<p>To determine if performing fetal blood sampling as an adjunct to electronic fetal monitoring during preterm labour improves neonatal outcomes and if there is a range of gestations or a threshold below which it is not useful.</p> <p>The Committee designed this review question thinking that there may be a threshold for gestational age below which the risks of FBS outweigh any potential benefits – we are trying to determine when this is (if it exists).</p>
Language	English
Study design	<p>Only published full text papers</p> <p>Systematic reviews of RCTs</p> <p>RCTs</p> <p>Comparative observational studies (only if RCTs unavailable or limited data RCT data is found to inform decision making)</p>

Item	Details
Population	Women in preterm labour (labour before 36+6 weeks)
Stratified, subgroup and adjusted analyses	None specified
Intervention	Continuous electronic fetal monitoring by any method plus fetal blood sampling or Intermittent auscultation plus fetal blood sampling
Comparison	No fetal blood sampling
Outcomes	<p><b>Maternal</b></p> <ul style="list-style-type: none"> <li>• Mortality</li> <li>• Mode of birth (and indication if operative delivery, and type of CS incision)</li> </ul> <p><b>Neonatal</b></p> <ul style="list-style-type: none"> <li>• Mortality (all death up to 1 year - includes stillbirth, perinatal mortality, neonatal mortality and infant death)</li> <li>• Trauma/injury to infant (specify type)</li> <li>• Intraventricular haemorrhage/periventricular leucomalacia (PVL)/white matter injury (and sub-group analysis needed where reported separately)</li> <li>• Neonatal sepsis</li> <li>• Need for mechanical ventilation</li> <li>• Length of stay in neonatal intensive care unit or neonatal unit</li> <li>• Cord blood gas values at birth</li> </ul>
Setting	Studies from all countries will be considered
Search strategy	<p>Sources to be searched:</p> <ul style="list-style-type: none"> <li>• Medline</li> <li>• EMBASE</li> <li>• Cochrane Central Register of Controlled Trials, Cochrane Database of Systematic Reviews, the Database of Abstracts of Reviews of Effects and the Health Technology Assessment [HTA] database</li> </ul> <p>Limits (e.g. date, study design): No limitation by date Supplementary search techniques: No supplementary search techniques were used.</p> <p>See Appendix E for full strategies</p>
Review strategy	<p>Appraisal of methodological quality: The methodological quality of each study will be assessed using NICE checklists and the quality of the evidence for an outcome (i.e. across studies) will be assessed using GRADE</p> <p>Synthesis of data: Meta-analysis will be conducted where appropriate.</p> <p>Default MIDs will be used: 0.75 and 1.25 for dichotomous outcomes; 0.5 times SD for continuous outcomes.</p> <p>If studies only report p-values, this information will be plotted in GRADE tables without an assessment of imprecision possible to be made</p>
Equalities	No equalities issues identified
Notes/additional information	<p>Reviewing notes:</p> <ul style="list-style-type: none"> <li>• population characteristics especially the proportion of women with other complications e.g. hypertension</li> </ul>

Item	Details
	<ul style="list-style-type: none"> <li>• criteria used to define acidaemia</li> <li>• indication for FBS, and how the fetal heart rate has been monitored</li> <li>• failure rates of FBS (unobtainable sample)</li> <li>• time interval between FBS and birth</li> <li>• gestational ages of included babies and any sub-group analyses by gestational age (to inform second objective).</li> </ul>

## D.12 Mode of birth

Item	Details
Review question	For women who present in suspected or diagnosed preterm labour (who have not planned antenatally to give birth by caesarean section (CS) and for whom there are no other known indications for CS birth), what is the clinical effectiveness of deciding to carry out a CS compared with deciding to allow vaginal birth?
Objective	<p>To determine whether deciding to deliver all women presenting with suspected or diagnosed preterm labour who have not planned antenatally to give birth by caesarean section (CS) and for whom there are no other known indications for CS birth, results in better outcomes for the woman and the baby compared with deciding to allow vaginal birth.</p> <p>This question focusses on the clinical decision making process at the point of presentation because emergency CS remains a possibility for all women throughout preterm labour if fetal distress or other factors indicate that it is necessary.</p>
Language	English
Study design	<p>Only published full text papers – state if conference abstracts are being considered</p> <ul style="list-style-type: none"> <li>• Systematic reviews of RCTs</li> <li>• RCTs</li> <li>• Comparative cohort studies (only if RCTs unavailable or there is limited RCT data to inform decision making)</li> </ul>
Population	<p>For women who present in suspected or diagnosed preterm labour who have not planned antenatally to give birth by caesarean section (CS) and for whom there are no other known indications for CS birth</p> <p>Exclusions:</p> <ul style="list-style-type: none"> <li>• Any previous uterine surgery</li> <li>• Active herpes</li> <li>• Multiple gestation</li> <li>• Other clinical/obstetric indications for Caesarean section</li> </ul>
Stratified, subgroup and adjusted analyses	<p>In the presence of heterogeneity, the following subgroups will be considered for sensitivity analysis:</p> <ul style="list-style-type: none"> <li>• Cephalic presentation Breech presentation</li> <li>• Other complex lies</li> <li>• Forceps delivery</li> <li>• Ventouse delivery</li> </ul> <p>If comparative observational studies are included the following important confounders should be taken into account:</p> <ul style="list-style-type: none"> <li>• Actual mode of birth being emergency CS</li> </ul>
Intervention	Caesarean section
Comparison	Vaginal birth (normal or instrumental)
Outcomes	<b>Maternal</b>

Item	Details
	<ul style="list-style-type: none"> <li>• Maternal mortality</li> <li>• Hysterectomy/postpartum haemorrhage</li> <li>• Infection</li> <li>• Sepsis</li> </ul> <p><b>Neonatal</b></p> <ul style="list-style-type: none"> <li>• Mortality up to 1 year ( includes stillbirth (fetal demise after 20 weeks' gestation, prior to birth) perinatal deaths, neonatal death (after birth, and before 28 days of neonatal life or discharge from hospital) and infant death up to 1 year)</li> <li>• Chronic lung disease/ bronchopulmonary dysplasia</li> <li>• Respiratory distress syndrome or need for mechanical ventilation</li> <li>• Intracranial haemorrhage, brain injury, white matter, PVH, ultrasound abnormalities – can be extracted together</li> <li>• Long-term infant neurodevelopmental outcomes/neurodevelopmental disability (combined outcome including: developmental delay, intellectual, gross motor, visual or hearing impairment; cerebral palsy; learning difficulties)</li> </ul>
Setting	Studies from all countries will be considered
Search strategy	<p>Sources to be searched:</p> <ul style="list-style-type: none"> <li>• Medline</li> <li>• EMBASE</li> <li>• Cochrane Central Register of Controlled Trials, Cochrane Database of Systematic Reviews, the Database of Abstracts of Reviews of Effects and the Health Technology Assessment [HTA] database</li> </ul> <p>Limits (e.g. date, study design): Only include studies published since 1980</p> <p>Supplementary search techniques: No supplementary search techniques were used.</p> <p>See Appendix E for full strategies</p>
Review strategy	<p>Appraisal of methodological quality:</p> <p>The methodological quality of each study will be assessed using NICE checklists and the quality of the evidence for an outcome (i.e. across studies) will be assessed using GRADE.</p> <p>Synthesis of data:</p> <p>Meta-analysis will be conducted where appropriate.</p> <p>.</p> <p>Default MIDs will be used: 0.75 and 1.25 for dichotomous outcomes; 0.5 times SD for continuous outcomes.</p> <p>If studies only report p-values, this information will be plotted in GRADE tables without an assessment of imprecision possible to be made.</p>
Equalities	No equalities issues identified

## D.13 Timing of cord clamping for preterm babies

Item	Details
Review question	In preterm birth, does later or delayed cord clamping in active management of third stage improve maternal and neonatal outcomes compared to earlier or immediate cord clamping?
Objective	To determine whether delayed cord clamping in active management of third stage improves maternal and/or neonatal outcomes compared to early cord clamping when a baby is born preterm
Language	English

Item	Details
Study design	<p>Only published full text papers</p> <ul style="list-style-type: none"> <li>• Systematic reviews of RCTs</li> <li>• RCTs</li> <li>• Comparative cohort studies (only if RCTs unavailable or there is limited RCT data to inform decision making)</li> </ul>
Population	Women giving birth (either vaginally or by CS) before 36+6 weeks
Stratified, subgroup and adjusted analyses	<p>In the presence of heterogeneity, the following subgroups will be considered for sensitivity analysis:</p> <ul style="list-style-type: none"> <li>• Women received a uterotonic</li> <li>• Active management involved 'cord milking'</li> <li>• Positioning of baby in relation to the level of the placenta</li> </ul>
Intervention	Later cord clamping in active management of third stage of labour
Comparison	Earlier/immediate cord clamping in active management of third stage of labour
Outcomes	<p><b>Maternal</b></p> <ul style="list-style-type: none"> <li>• Mortality</li> <li>• Primary postpartum haemorrhage (PPH)</li> <li>• Retained placenta</li> </ul> <p><b>Neonatal</b></p> <ul style="list-style-type: none"> <li>• Neonatal or infant mortality</li> <li>• Anaemia requiring transfusion (or anaemia if no studies report those requiring transfusion)</li> <li>• Respiratory distress</li> <li>• Brain injury (Intraventricular haemorrhage /PVL/ischaemic encephalopathyetc.)</li> <li>• Treatment for hyperbilirubinaemia with blood exchange transfusion</li> <li>• Blood counts at six and 12 hours (haemoglobin/hematocrit).</li> <li>• Apgar score</li> </ul>
Setting	Studies from all countries will be considered
Search strategy	<p>Sources to be searched:</p> <ul style="list-style-type: none"> <li>• Medline</li> <li>• EMBASE</li> <li>• Cochrane Central Register of Controlled Trials, Cochrane Database of Systematic Reviews, the Database of Abstracts of Reviews of Effects and the Health Technology Assessment [HTA] database</li> </ul> <p>Limits (e.g. date, study design): No limitation by date</p> <p>Supplementary search techniques: No supplementary search techniques were used.</p> <p>See Appendix E for full strategies</p>
Review strategy	<p>Appraisal of methodological quality: The methodological quality of each study will be assessed using NICE checklists and the quality of the evidence for an outcome (i.e. across studies) will be assessed using GRADE.</p> <p>Synthesis of data: Meta-analysis will be conducted where appropriate.</p> <p>Default MIDs will be used: 0.75 and 1.25 for dichotomous outcomes; 0.5 times SD for continuous outcomes. For the outcome of blood counts the following will be used: haemoglobin 2g; hematocrit 5 percentage points</p> <p>If studies only report p-values, this information will be plotted in GRADE tables</p>

Item	Details
	without an assessment of imprecision possible to be made.
Equalities	No equalities issues identified
Notes/additional information	<p>Committee definition of the intervention: Earlier/immediate cord clamping is defined as clamping the cord immediately or within the first 30 seconds after birth. Later/delayed cord clamping is defined as cord clamping &gt; 30 seconds after birth.</p> <p>Committee definition of the active management of third stage of labour includes:</p> <ul style="list-style-type: none"> <li>Administration of a uterotonic agent after birth of the baby (e.g. oxytocin, syntocinon, syntometrine)</li> <li>Cord clamping</li> <li>Controlled cord traction</li> </ul>

## Appendix E: Search strategies

### E.1 Information and support

#### E.1.1 What additional information and support should be given to women (antenatally or during labour) and their families where the woman is at increased risk of preterm labour, or is suspected or diagnosed to be in preterm labour, or has a planned preterm birth?

Date of initial search: 19 March 2014

Date of re-run: 27 February 2015

Database: Medline

Name of search: PTLB\_information\_RERUN3\_medline\_270215

#	Searches
1	PARENTS/ed, px or FATHERS/ed, px or MOTHERS/ed, px or PREGNANT WOMEN/ed, px [Education, Psychology]
2	(famil\$ or parent? or parental or father\$ or mother\$ or caregiver\$ or pregnant wom#n).ti,ab.
3	or/1-2
4	exp OBSTETRIC LABOR, PREMATURE/
5	exp INFANT, PREMATURE/
6	PREGNANCY, HIGH-RISK/
7	(pre term or preterm or pre matur\$ or prematur\$).ti.
8	((viab?!\$ or periviab?!\$) adj3 (threshold? or f?etus or f?etal)).ti,ab.
9	or/4-8
10	HEALTH EDUCATION/
11	exp CONSUMER HEALTH INFORMATION/
12	PATIENT EDUCATION AS TOPIC/
13	patient education handout.pt.
14	guideline.pt.
15	((information\$ or educat\$ or learn\$ or train\$ or program\$ or advi?e\$ or instruction\$ or teach\$ or knowledge or understanding or misunderstanding or communicat\$ or involvement or support\$ or counsel\$) adj3 (pamphlet\$ or leaflet\$ or booklet\$ or manual\$ or brochure\$ or publication\$ or handout\$ or website\$ or web site\$ or web page\$ or webpage\$ or video\$ or dvd\$)).ti,ab.
16	((information\$ or educat\$) adj3 (model\$ or program\$ or need\$ or requirement\$ or support\$ or seek\$ or access\$ or disseminat\$)).ti,ab.
17	(PUBLICATIONS/ or PAMPHLETS/ or POSTERS AS TOPIC/) and (famil\$ or parent? or parental or father\$ or mother\$ or caregiver\$ or pregnant wom#n).ti,ab.
18	(exp COUNSELING/ or DECISION SUPPORT TECHNIQUES/ or SOCIAL SUPPORT/) and (famil\$ or parent? or parental or father\$ or mother\$ or caregiver\$ or pregnant wom#n).ti.



#	Searches
19	((famil\$ or parent? or parental or father\$ or mother\$ or caregiver\$ or pregnant wom#n) adj3 (information\$ or educat\$ or learn\$ or train\$ or program\$ or advi?e\$ or instruct\$ or teach\$ or knowledge or understanding or misunderstanding or communicat\$ or involvement or support\$ or counsel\$)).ti.
20	((famil\$ or parent? or parental or father\$ or mother\$ or caregiver\$ or pregnant wom#n) adj3 (pamphlet\$ or leaflet\$ or booklet\$ or manual\$ or brochure\$ or publication\$ or handout\$ or website\$ or web site\$ or web page\$ or webpage\$ or video\$ or dvd\$)).ti,ab.
21	or/10-20
22	and/3,9,21
23	(*PARENTS/ed or *FATHERS/ed or *MOTHERS/ed or *PREGNANT WOMEN/ed) and (exp *OBSTETRIC LABOR, PREMATURE/ or exp *INFANT, PREMATURE/)
24	((information\$ or counsel\$) and (periviab?!\$ or pre term or preterm or pre matur\$ or prematur\$)).ti.
25	((information\$ or counsel\$) and (viab?!\$ adj3 (threshold? or f?etus or f?etal))).ti.
26	or/22-25
27	limit 26 to english language
28	LETTER/
29	EDITORIAL/
30	NEWS/
31	exp HISTORICAL ARTICLE/
32	ANECDOTES AS TOPIC/
33	COMMENT/
34	CASE REPORT/
35	(letter or comment* or abstracts).ti.
36	or/28-35
37	RANDOMIZED CONTROLLED TRIAL/ or random*.ti,ab.
38	36 not 37
39	ANIMALS/ not HUMANS/
40	exp ANIMALS, LABORATORY/
41	exp ANIMAL EXPERIMENTATION/
42	exp MODELS, ANIMAL/
43	exp RODENTIA/
44	(rat or rats or mouse or mice).ti.
45	or/38-44
46	27 not 45

Date of initial search: 19 March 2014

Date of re-run: 27 February 2015

Database: Medline In-Process

Name of search: PTLB\_information\_RERUN3\_mip\_270215

#	Searches
1	(famil\$ or parent? or parental or father\$ or mother\$ or caregiver\$ or pregnant wom#n).ti,ab.
2	(pre term or preterm or pre matur\$ or prematur\$).ti.
3	((viab?!\$ or periviab?!\$) adj3 (threshold? or f?etus or f?etal)).ti,ab.
4	or/2-3
5	patient education handout.pt.
6	guideline.pt.
7	((information\$ or educat\$ or learn\$ or train\$ or program\$ or advi?e\$ or instruction\$ or teach\$ or knowledge or understanding or misunderstanding or communicat\$ or involvement or support\$ or counsel\$) adj3 (pamphlet\$ or leaflet\$ or booklet\$ or manual\$ or brochure\$ or publication\$ or handout\$ or website\$ or web site\$ or web page\$ or webpage\$ or video\$ or dvd\$)).ti,ab.
8	((information\$ or educat\$) adj3 (model\$ or program\$ or need\$ or requirement\$ or support\$ or seek\$ or access\$ or disseminat\$)).ti,ab.
9	((famil\$ or parent? or parental or father\$ or mother\$ or caregiver\$ or pregnant wom#n) adj3 (information\$ or educat\$ or learn\$ or train\$ or program\$ or advi?e\$ or instruct\$ or teach\$ or knowledge or understanding or misunderstanding or communicat\$ or involvement or support\$ or counsel\$)).ti.
10	((famil\$ or parent? or parental or father\$ or mother\$ or caregiver\$ or pregnant wom#n) adj3 (pamphlet\$ or leaflet\$ or booklet\$ or manual\$ or brochure\$ or publication\$ or handout\$ or website\$ or web site\$ or web page\$ or webpage\$ or video\$ or dvd\$)).ti,ab.
11	or/5-10
12	and/1,4,11
13	((information\$ or counsel\$) and (periviab?!\$ or pre term or preterm or pre matur\$ or prematur\$)).ti.
14	((information\$ or counsel\$) and (viab?!\$ adj3 (threshold? or f?etus or f?etal))).ti.
15	or/12-14

Date of initial search: 19 March 2014

Date of re-run: 27 February 2015

Database: Cochrane Central Register of Controlled Trials

Name of search: PTLB\_information\_RERUN3\_cctr\_270215

#	Searches
1	PARENTS/ed, px or FATHERS/ed, px or MOTHERS/ed, px or PREGNANT WOMEN/ed, px [Education, Psychology]
2	(famil\$ or parent? or parental or father\$ or mother\$ or caregiver\$ or pregnant wom#n).ti,ab.
3	or/1-2
4	exp OBSTETRIC LABOR, PREMATURE/
5	exp INFANT, PREMATURE/
6	PREGNANCY, HIGH-RISK/
7	(pre term or preterm or pre matur\$ or prematur\$).ti.
8	((viab?!\$ or periviab?!\$) adj3 (threshold? or f?etus or f?etal)).ti,ab.
9	or/4-8
10	HEALTH EDUCATION/
11	exp CONSUMER HEALTH INFORMATION/
12	PATIENT EDUCATION AS TOPIC/
13	patient education handout.pt.
14	guideline.pt.
15	((information\$ or educat\$ or learn\$ or train\$ or program\$ or advi?e\$ or instruction\$ or teach\$ or knowledge or understanding or misunderstanding or communicat\$ or involvement or support\$ or counsel\$) adj3 (pamphlet\$ or leaflet\$ or booklet\$ or manual\$ or brochure\$ or publication\$ or handout\$ or website\$ or web site\$ or web page\$ or webpage\$ or video\$ or dvd\$)).ti,ab.
16	((information\$ or educat\$) adj3 (model\$ or program\$ or need\$ or requirement\$ or support\$ or seek\$ or access\$ or disseminat\$)).ti,ab.
17	(PUBLICATIONS/ or PAMPHLETS/ or POSTERS AS TOPIC/) and (famil\$ or parent? or parental or father\$ or mother\$ or caregiver\$ or pregnant wom#n).ti,ab.
18	(exp COUNSELING/ or DECISION SUPPORT TECHNIQUES/ or SOCIAL SUPPORT/) and (famil\$ or parent? or parental or father\$ or mother\$ or caregiver\$ or pregnant wom#n).ti.
19	((famil\$ or parent? or parental or father\$ or mother\$ or caregiver\$ or pregnant wom#n) adj3 (information\$ or educat\$ or learn\$ or train\$ or program\$ or advi?e\$ or instruct\$ or teach\$ or knowledge or understanding or misunderstanding or communicat\$ or involvement or support\$ or counsel\$)).ti.
20	((famil\$ or parent? or parental or father\$ or mother\$ or caregiver\$ or pregnant wom#n) adj3 (pamphlet\$ or leaflet\$ or booklet\$ or manual\$ or brochure\$ or publication\$ or handout\$ or website\$ or web site\$ or web page\$ or webpage\$ or video\$ or dvd\$)).ti,ab.
21	or/10-20
22	and/3,9,21
23	(*PARENTS/ed or *FATHERS/ed or *MOTHERS/ed or *PREGNANT WOMEN/ed) and (exp *OBSTETRIC LABOR, PREMATURE/ or exp *INFANT, PREMATURE/)
24	((information\$ or counsel\$) and (periviab?!\$ or pre term or preterm or pre matur\$ or prematur\$)).ti.
25	((information\$ or counsel\$) and (viab?!\$ adj3 (threshold? or f?etus or f?etal))).ti.
26	or/22-25

Date of initial search: 19 March 2014

Date of re-run: 27 February 2015

Database: Cochrane Database of Systematic Reviews, Database of Abstracts of Reviews of Effects

Name of search: PTLB\_information\_RERUN3\_cdsrdare\_270215

#	Searches
1	(famil\$ or parent? or parental or father\$ or mother\$ or caregiver\$ or pregnant wom#n).tw,tx,kw.
2	(PREGNANCY adj2 HIGH RISK).kw.
3	(pre term or preterm or pre matur\$ or prematur\$).ti,kw.
4	((viab?!\$ or periviab?!\$) adj3 (threshold? or f?etus or f?etal)).tw,tx.
5	or/2-4
6	CONSUMER HEALTH INFORMATION.kw.
7	HEALTH EDUCATION.kw.
8	PATIENT EDUCATION.kw.
9	((information\$ or educat\$ or learn\$ or train\$ or program\$ or advi?e\$ or instruction\$ or teach\$ or knowledge or understanding or misunderstanding or communicat\$ or involvement or support\$ or counsel\$) adj3 (pamphlet\$ or leaflet\$ or booklet\$ or manual\$ or brochure\$ or publication\$ or handout\$ or website\$ or web site\$ or web page\$ or webpage\$ or video\$ or dvd\$)).tw,tx.
10	((information\$ or educat\$) adj3 (model\$ or program\$ or need\$ or requirement\$ or support\$ or seek\$ or access\$ or

#	Searches
	disseminat\$).tw.tx.
11	(PUBLICATION? or PAMPHLETS or POSTERS AS TOPIC).kw. and (famil\$ or parent? or parental or father\$ or mother\$ or caregiver\$ or pregnant wom#n).tw.tx.
12	(COUNSELING or DECISION SUPPORT or SOCIAL SUPPORT).kw. and (famil\$ or parent? or parental or father\$ or mother\$ or caregiver\$ or pregnant wom#n).tw.tx.
13	((famil\$ or parent? or parental or father\$ or mother\$ or caregiver\$ or pregnant wom#n) adj3 (information\$ or educat\$ or learn\$ or train\$ or program\$ or advi?e\$ or instruct\$ or teach\$ or knowledge or understanding or misunderstanding or communicat\$ or involvement or support\$ or counsel\$)).ti.
14	((famil\$ or parent? or parental or father\$ or mother\$ or caregiver\$ or pregnant wom#n) adj3 (pamphlet\$ or leaflet\$ or booklet\$ or manual\$ or brochure\$ or publication\$ or handout\$ or website\$ or web site\$ or web page\$ or webpage\$ or video\$ or dvd\$)).tw.tx.
15	or/6-14
16	and/1,5,15
17	((information\$ or counsel\$) and (periviab?!\$ or pre term or preterm or pre matur\$ or prematur\$)).ti.
18	((information\$ or counsel\$) and (viab?!\$ adj3 (threshold? or f?etus or f?etal))).ti.
19	or/16-18

Date of initial search: 19 March 2014

Date of re-run: 27 February 2015

Database: Health Technology Assessment

Name of search: PTLB\_information\_RERUN3\_hta\_270215

#	Searches
1	PARENTS/ed, px or FATHERS/ed, px or MOTHERS/ed, px or PREGNANT WOMEN/ed, px [Education, Psychology]
2	(famil\$ or parent? or parental or father\$ or mother\$ or caregiver\$ or pregnant wom#n).tw.
3	or/1-2
4	exp OBSTETRIC LABOR, PREMATURE/
5	exp INFANT, PREMATURE/
6	PREGNANCY, HIGH-RISK/
7	(pre term or preterm or pre matur\$ or prematur\$).ti.
8	((viab?!\$ or periviab?!\$) adj3 (threshold? or f?etus or f?etal)).tw.
9	or/4-8
10	HEALTH EDUCATION/
11	PATIENT EDUCATION AS TOPIC/
12	((information\$ or educat\$ or learn\$ or train\$ or program\$ or advi?e\$ or instruction\$ or teach\$ or knowledge or understanding or misunderstanding or communicat\$ or involvement or support\$ or counsel\$) adj3 (pamphlet\$ or leaflet\$ or booklet\$ or manual\$ or brochure\$ or publication\$ or handout\$ or website\$ or web site\$ or web page\$ or webpage\$ or video\$ or dvd\$)).tw.
13	((information\$ or educat\$) adj3 (model\$ or program\$ or need\$ or requirement\$ or support\$ or seek\$ or access\$ or disseminat\$)).tw.
14	(PUBLICATIONS/ or PAMPHLETS/ or POSTERS AS TOPIC/) and (famil\$ or parent? or parental or father\$ or mother\$ or caregiver\$ or pregnant wom#n).tw.
15	(exp COUNSELING/ or DECISION SUPPORT TECHNIQUES/ or SOCIAL SUPPORT/) and (famil\$ or parent? or parental or father\$ or mother\$ or caregiver\$ or pregnant wom#n).ti.
16	((famil\$ or parent? or parental or father\$ or mother\$ or caregiver\$ or pregnant wom#n) adj3 (information\$ or educat\$ or learn\$ or train\$ or program\$ or advi?e\$ or instruct\$ or teach\$ or knowledge or understanding or misunderstanding or communicat\$ or involvement or support\$ or counsel\$)).ti.
17	((famil\$ or parent? or parental or father\$ or mother\$ or caregiver\$ or pregnant wom#n) adj3 (pamphlet\$ or leaflet\$ or booklet\$ or manual\$ or brochure\$ or publication\$ or handout\$ or website\$ or web site\$ or web page\$ or webpage\$ or video\$ or dvd\$)).tw.
18	or/10-17
19	and/3,9,18
20	(PARENTS/ed or FATHERS/ed or MOTHERS/ed or PREGNANT WOMEN/ed) and (exp OBSTETRIC LABOR, PREMATURE/ or exp INFANT, PREMATURE/)
21	((information\$ or counsel\$) and (periviab?!\$ or pre term or preterm or pre matur\$ or prematur\$)).ti.
22	((information\$ or counsel\$) and (viab?!\$ adj3 (threshold? or f?etus or f?etal))).ti.
23	or/19-22

Date of initial search: 19 March 2014

Date of re-run: 27 February 2015

Database: Embase

Name of search: PTLB\_information\_RERUN3\_embase\_270215

#	Searches
1	PARENT/
2	exp FATHER/
3	exp MOTHER/
4	PREGNANT WOMAN/
5	or/1-4
6	5 and HEALTH EDUCATION/
7	PARENTING EDUCATION/ or PATIENT EDUCATION/
8	(famil\$ or parent? or parental or father\$ or mother\$ or caregiver\$ or pregnant wom#n).ti,ab.
9	or/6-8
10	exp "IMMATURE AND PREMATURE LABOR"/
11	HIGH RISK PREGNANCY/
12	(pre term or preterm or pre matur\$ or prematur\$).ti.
13	((viab?!\$ or periviab?!\$) adj3 (threshold? or f?etus or f?etal)).ti,ab.
14	or/10-13
15	CONSUMER HEALTH INFORMATION/ or INFORMATION SERVICE/ or MEDICAL INFORMATION/ or PATIENT INFORMATION/
16	HEALTH EDUCATION/ or CHILDBIRTH EDUCATION/
17	((information\$ or educat\$ or learn\$ or train\$ or program\$ or advi?e\$ or instruction\$ or teach\$ or knowledge or understanding or misunderstanding or communicat\$ or involvement or support\$ or counsel\$) adj3 (pamphlet\$ or leaflet\$ or booklet\$ or manual\$ or brochure\$ or publication\$ or handout\$ or website\$ or web site\$ or web page\$ or webpage\$ or video\$ or dvd\$)).ti,ab.
18	((information\$ or educat\$) adj3 (model\$ or program\$ or need\$ or requirement\$ or support\$ or seek\$ or access\$ or disseminat\$)).ti,ab.
19	PUBLICATION/ and (famil\$ or parent? or parental or father\$ or mother\$ or caregiver\$ or pregnant wom#n).ti,ab.
20	(exp COUNSELING/ or DECISION SUPPORT SYSTEM/ or SOCIAL SUPPORT/) and (famil\$ or parent? or parental or father\$ or mother\$ or caregiver\$ or pregnant wom#n).ti.
21	((famil\$ or parent? or parental or father\$ or mother\$ or caregiver\$ or pregnant wom#n) adj3 (information\$ or educat\$ or learn\$ or train\$ or program\$ or advi?e\$ or instruct\$ or teach\$ or knowledge or understanding or misunderstanding or communicat\$ or involvement or support\$ or counsel\$)).ti.
22	((famil\$ or parent? or parental or father\$ or mother\$ or caregiver\$ or pregnant wom#n) adj3 (pamphlet\$ or leaflet\$ or booklet\$ or manual\$ or brochure\$ or publication\$ or handout\$ or website\$ or web site\$ or web page\$ or webpage\$ or video\$ or dvd\$)).ti,ab.
23	or/15-22
24	and/9,14,23
25	(*PARENTING EDUCATION/ or *PATIENT EDUCATION/ or *PARENT COUNSELING/ or *PATIENT COUNSELING/) and exp "IMMATURE AND PREMATURE LABOR"/
26	((information\$ or counsel\$) and (periviab?!\$ or pre term or preterm or pre matur\$ or prematur\$)).ti.
27	((information\$ or counsel\$) and (viab?!\$ adj3 (threshold? or f?etus or f?etal))).ti.
28	or/24-27
29	limit 28 to english language
30	conference abstract.pt.
31	letter.pt. or LETTER/
32	note.pt.
33	editorial.pt.
34	CASE REPORT/ or CASE STUDY/
35	(letter or comment* or abstracts).ti.
36	or/30-35
37	RANDOMIZED CONTROLLED TRIAL/ or random*.ti,ab.
38	36 not 37
39	ANIMAL/ not HUMAN/
40	NONHUMAN/
41	exp ANIMAL EXPERIMENT/
42	exp EXPERIMENTAL ANIMAL/
43	ANIMAL MODEL/
44	exp RODENT/
45	(rat or rats or mouse or mice).ti.
46	or/38-45
47	29 not 46

Date of initial search: 19 March 2014

Date of re-run: 27 February 2015

Database: PsycINFO

Name of search: PTLB\_information\_RERUN3\_psycinfo\_270215

#	Searches
---	----------

#	Searches
1	PARENTS/ or FATHERS/ or MOTHERS/ or exp EXPECTANT PARENTS/
2	((famil\$ or parent? or parental or father\$ or mother\$ or caregiver\$ or pregnant wom#n).ti,ab.
3	or/1-2
4	PREMATURE BIRTH/
5	(pre term or preterm or pre matur\$ or prematur\$).ti.
6	((viab?l\$ or periviab?l\$) adj3 (threshold? or f?etus or f?etal)).ti,ab.
7	or/4-6
8	HEALTH EDUCATION/
9	CLIENT EDUCATION/
10	((information\$ or educat\$ or learn\$ or train\$ or program\$ or advi?e\$ or instruction\$ or teach\$ or knowledge or understanding or misunderstanding or communicat\$ or involvement or support\$ or counsel\$) adj3 (pamphlet\$ or leaflet\$ or booklet\$ or manual\$ or brochure\$ or publication\$ or handout\$ or website\$ or web site\$ or web page\$ or webpage\$ or video\$ or dvd\$)).ti,ab,id.
11	((information\$ or educat\$) adj3 (model\$ or program\$ or need\$ or requirement\$ or support\$ or seek\$ or access\$ or disseminat\$)).ti,ab,id.
12	exp INSTRUCTIONAL MEDIA/ and (famil\$ or parent? or parental or father\$ or mother\$ or caregiver\$ or pregnant wom#n).ti,ab.
13	(COUNSELING/ or EDUCATIONAL COUNSELING/ or GROUP COUNSELING/ or PEER COUNSELING/ or DECISION SUPPORT SYSTEMS/ or PEER TEACHING/ or SOCIAL SUPPORT/) and (famil\$ or parent? or parental or father\$ or mother\$ or caregiver\$ or pregnant wom#n).ti.
14	((famil\$ or parent? or parental or father\$ or mother\$ or caregiver\$ or pregnant wom#n) adj3 (information\$ or educat\$ or learn\$ or train\$ or program\$ or advi?e\$ or instruct\$ or teach\$ or knowledge or understanding or misunderstanding or communicat\$ or involvement or support\$ or counsel\$)).ti.
15	((famil\$ or parent? or parental or father\$ or mother\$ or caregiver\$ or pregnant wom#n) adj3 (pamphlet\$ or leaflet\$ or booklet\$ or manual\$ or brochure\$ or publication\$ or handout\$ or website\$ or web site\$ or web page\$ or webpage\$ or video\$ or dvd\$)).ti,ab.
16	or/8-15
17	and/3,7,16
18	(PARENT TRAINING/ or PARENT SKILLS/) and PREMATURE BIRTH/
19	((information\$ or counsel\$) and (periviab?l\$ or pre term or preterm or pre matur\$ or prematur\$)).ti.
20	((information\$ or counsel\$) and (viab?l\$ adj3 (threshold? or f?etus or f?etal))).ti.
21	or/17-20

Date of initial search: 19 March 2014

Date of re-run: 27 February 2015

Database: Cumulative Index to Nursing and Allied Health Literature

Name of search: PTLB\_information\_RERUN3\_cinahl\_270215

#	Query	Limiters/Expanders	Last Run Via
S24	S21 OR S22 OR S23	Limiters - English Language; Exclude MEDLINE records Search modes - Boolean/Phrase	Interface - EBSCOhost Research Databases Search Screen - Advanced Search Database - CINAHL with Full Text
S23	TI ((information* or counsel*) and (periviab#l* or viab#l* or pre term or preterm or pre matur* or prematur*))	Search modes - Boolean/Phrase	Interface - EBSCOhost Research Databases Search Screen - Advanced Search Database - CINAHL with Full Text
S22	MH PARENTING EDUCATION and (MH CHILDBIRTH, PREMATURE OR MH LABOR, PREMATURE)	Search modes - Boolean/Phrase	Interface - EBSCOhost Research Databases Search Screen - Advanced Search Database - CINAHL with Full Text
S21	S3 AND S9 AND S20	Search modes - Boolean/Phrase	Interface - EBSCOhost Research Databases Search Screen - Advanced Search Database - CINAHL with Full Text
S20	S10 OR S11 OR S12 OR S18 OR S19	Search modes -	Interface -

#	Query	Limiters/Expanders	Last Run Via
		Boolean/Phrase	EBSCOhost Research Databases Search Screen - Advanced Search Database - CINAHL with Full Text
S19	TI (information* or educat* or learn* or support* or counsel*)	Search modes - Boolean/Phrase	Interface - EBSCOhost Research Databases Search Screen - Advanced Search Database - CINAHL with Full Text
S18	S16 AND S17	Search modes - Boolean/Phrase	Interface - EBSCOhost Research Databases Search Screen - Advanced Search Database - CINAHL with Full Text
S17	TI (famil* or parent? or parental or father* or mother* or caregiver* or pregnant wom?n)	Search modes - Boolean/Phrase	Interface - EBSCOhost Research Databases Search Screen - Advanced Search Database - CINAHL with Full Text
S16	S13 OR S14 OR S15	Search modes - Boolean/Phrase	Interface - EBSCOhost Research Databases Search Screen - Advanced Search Database - CINAHL with Full Text
S15	MH SUPPORT, PSYCHOSOCIAL+	Search modes - Boolean/Phrase	Interface - EBSCOhost Research Databases Search Screen - Advanced Search Database - CINAHL with Full Text
S14	MH DECISION SUPPORT TECHNIQUES	Search modes - Boolean/Phrase	Interface - EBSCOhost Research Databases Search Screen - Advanced Search Database - CINAHL with Full Text
S13	MH COUNSELING OR MH PEER COUNSELING	Search modes - Boolean/Phrase	Interface - EBSCOhost Research Databases Search Screen - Advanced Search Database - CINAHL with Full Text
S12	MH PATIENT EDUCATION OR MH CHILDBIRTH EDUCATION OR MH PARENTING EDUCATION	Search modes - Boolean/Phrase	Interface - EBSCOhost Research Databases Search Screen - Advanced Search Database - CINAHL with Full Text
S11	MH CONSUMER HEALTH INFORMATION	Search modes - Boolean/Phrase	Interface - EBSCOhost Research Databases Search Screen - Advanced Search Database - CINAHL with Full Text
S10	MH HEALTH EDUCATION	Search modes - Boolean/Phrase	Interface - EBSCOhost Research Databases Search Screen - Advanced Search Database - CINAHL

#	Query	Limiters/Expanders	Last Run Via
			with Full Text
S9	S4 OR S5 OR S6 OR S7 OR S8	Search modes - Boolean/Phrase	Interface - EBSCOhost Research Databases Search Screen - Advanced Search Database - CINAHL with Full Text
S8	TI (pre term or preterm or pre matur* or prematur*)	Search modes - Boolean/Phrase	Interface - EBSCOhost Research Databases Search Screen - Advanced Search Database - CINAHL with Full Text
S7	MH PREGNANCY, HIGH RISK	Search modes - Boolean/Phrase	Interface - EBSCOhost Research Databases Search Screen - Advanced Search Database - CINAHL with Full Text
S6	MH INFANT, PREMATURE	Search modes - Boolean/Phrase	Interface - EBSCOhost Research Databases Search Screen - Advanced Search Database - CINAHL with Full Text
S5	MH CHILDBIRTH, PREMATURE	Search modes - Boolean/Phrase	Interface - EBSCOhost Research Databases Search Screen - Advanced Search Database - CINAHL with Full Text
S4	MH LABOR, PREMATURE	Search modes - Boolean/Phrase	Interface - EBSCOhost Research Databases Search Screen - Advanced Search Database - CINAHL with Full Text
S3	S1 OR S2	Search modes - Boolean/Phrase	Interface - EBSCOhost Research Databases Search Screen - Advanced Search Database - CINAHL with Full Text
S2	TI (famil* or parent? or parental or father* or mother* or caregiver* or pregnant wom?n) or AB (famil* or parent? or parental or father* or mother* or caregiver* or pregnant wom?n)	Search modes - Boolean/Phrase	Interface - EBSCOhost Research Databases Search Screen - Advanced Search Database - CINAHL with Full Text
S1	MH PARENTS+ OR MH EXPECTANT PARENTS+ OR MH MOTHERS OR MH FATHERS	Search modes - Boolean/Phrase	Interface - EBSCOhost Research Databases Search Screen - Advanced Search Database - CINAHL with Full Text

## E.2 Prophylactic vaginal progesterone

### E.2.1 What is the clinical effectiveness of prophylactic progesterone (vaginal or oral) in preventing preterm labour in pregnant women considered to be at risk of preterm labour and birth?

Date of initial search: 24 October 2013

Date of re-run: 7 March 2015

Database: Medline

Name of search: PTLB\_progesterone\_ppx\_RERUN3\_medline\_070315

#	Searches
1	META-ANALYSIS/
2	META-ANALYSIS AS TOPIC/
3	(meta analy* or metanaly* or metaanaly*).ti,ab.
4	((systematic* or evidence*) adj2 (review* or overview*)).ti,ab.
5	(reference list* or bibliograph* or hand search* or manual search* or relevant journals).ab.
6	(search strategy or search criteria or systematic search or study selection or data extraction).ab.
7	(search* adj4 literature).ab.
8	(medline or pubmed or cochrane or embase or psychlit or psyclit or psychinfo or psycinfo or cinahl or science citation index or bids or cancerlit).ab.
9	cochrane.jw.
10	or/1-9
11	randomized controlled trial.pt.
12	controlled clinical trial.pt.
13	pragmatic clinical trial.pt.
14	randomi#ed.ab.
15	placebo.ab.
16	randomly.ab.
17	CLINICAL TRIALS AS TOPIC/
18	trial.ti.
19	or/11-18
20	or/10,19
21	exp OBSTETRIC LABOR, PREMATURE/
22	exp INFANT, PREMATURE/
23	exp INFANT, LOW BIRTH WEIGHT/
24	GESTATIONAL AGE/
25	(pre term or preterm or pre matur\$ or prematur\$ or pre#mie? or premie or premies or low birth weight? or low birthweight? or LBW? or VLBW?).ti,ab.
26	or/21-25
27	PROGESTINS/
28	exp PROGESTERONE/
29	PROGESTERONE CONGENERS/
30	GONADAL STEROID HORMONES/
31	GESTONORONE CAPROATE/
32	(progestin? or gestagen\$ or gestonorone? or progest\$ or hydroxyprogest\$ or alphahydroxyprogest\$ or 17alphahydroxyprogest\$ or 17 OHP? or 17OHP?).ti,ab,m.
33	(crinone or clycogest or gestone or utrogestan).ti,ab.
34	or/27-33
35	CHEMOPREVENTION/
36	pc.fs. [Prevention & Control]
37	(prevent\$ or reduc\$ or prophyla\$ or chemoprophyla\$ or chemoprevent\$ or prolong\$ or inhibit\$).ti,ab.
38	PRENATAL CARE/
39	(antenatal\$ or ante natal\$ or prenatal\$ or pre natal\$).ti,ab.
40	or/35-39
41	and/26,34,40
42	limit 41 to english language
43	LETTER/
44	EDITORIAL/
45	NEWS/
46	exp HISTORICAL ARTICLE/
47	ANECDOTES AS TOPIC/
48	COMMENT/
49	CASE REPORT/
50	(letter or comment* or abstracts).ti.
51	or/43-50



#	Searches
52	RANDOMIZED CONTROLLED TRIAL/ or random*.ti,ab.
53	51 not 52
54	ANIMALS/ not HUMANS/
55	exp ANIMALS, LABORATORY/
56	exp ANIMAL EXPERIMENTATION/
57	exp MODELS, ANIMAL/
58	exp RODENTIA/
59	(rat or rats or mouse or mice).ti.
60	or/53-59
61	42 not 60
62	and/20,61

Date of initial search: 24 October 2013

Date of re-run: 7 March 2015

Database: Medline In-Process

Name of search: PTLB\_progesterone\_ppx\_RERUN3\_mip\_070315

#	Searches
1	(pre term or preterm or pre matur\$ or prematur\$ or pre#mie? or premie or premies or low birth weight? or low birthweight? or LBW? or VLBW?).ti,ab.
2	(progestin? or gestagen\$ or gestonorone? or progest\$ or hydroxyprogest\$ or alphahydroxyprogest\$ or 17alphahydroxyprogest\$ or 17 OHP? or 17OHP?).ti,ab.
3	(crinone or clycogest or gestone or utrogestan).ti,ab.
4	or/2-3
5	pc.fs. [Prevention & Control]
6	(prevent\$ or reduc\$ or prophyla\$ or chemoprophyla\$ or chemoprevent\$ or prolong\$ or inhibit\$).ti,ab.
7	(antenatal\$ or ante natal\$ or prenatal\$ or pre natal\$).ti,ab.
8	or/5-7
9	and/1,4,8

Date of initial search: 24 October 2013

Date of re-run: 7 March 2015

Database: Cochrane Central Register of Controlled Trials

Name of search: PTLB\_progesterone\_ppx\_RERUN3\_cctr\_070315

#	Searches
1	exp OBSTETRIC LABOR, PREMATURE/
2	exp INFANT, PREMATURE/
3	exp INFANT, LOW BIRTH WEIGHT/
4	GESTATIONAL AGE/
5	(pre term or preterm or pre matur\$ or prematur\$ or pre#mie? or premie or premies or low birth weight? or low birthweight? or LBW? or VLBW?).ti,ab.
6	or/1-5
7	PROGESTINS/
8	exp PROGESTERONE/
9	PROGESTERONE CONGENERS/
10	GONADAL STEROID HORMONES/
11	GESTONORONE CAPROATE/
12	(progestin? or gestagen\$ or gestonorone? or progest\$ or hydroxyprogest\$ or alphahydroxyprogest\$ or 17alphahydroxyprogest\$ or 17 OHP? or 17OHP?).ti,ab.
13	(crinone or clycogest or gestone or utrogestan).ti,ab.
14	or/7-13
15	CHEMOPREVENTION/
16	pc.fs. [Prevention & Control]
17	(prevent\$ or reduc\$ or prophyla\$ or chemoprophyla\$ or chemoprevent\$ or prolong\$ or inhibit\$).ti,ab.
18	PRENATAL CARE/
19	(antenatal\$ or ante natal\$ or prenatal\$ or pre natal\$).ti,ab.
20	or/15-19
21	and/6,14,20

Date of initial search: 24 October 2013

Date of re-run: 7 March 2015

Database: Cochrane Database of Systematic Reviews, Database of Abstracts of Reviews of Effects

Name of search: PTLB\_progesterone\_ppx\_RERUN3\_cdsrdare\_070315

#	Searches
1	GESTATIONAL AGE.kw.
2	(pre term or preterm or pre matur\$ or prematur\$ or pre#mie? or premie or premies or low birth weight? or low birthweight? or LBW? or VLBW?).tw,tx,kw.
3	or/1-2
4	GONADAL STEROID HORMONES.kw.
5	(progestin? or gestagen\$ or gestonorone? or progest\$ or hydroxyprogest\$ or alphahydroxyprogest\$ or 17alphahydroxyprogest\$ or 17 OHP? or 17OHP?).tw,tx,kw.
6	(crinone or clycogest or gestone or utrogestan).tw,tx.
7	or/4-6
8	LABOR INHIBITION.kw.
9	(prevent\$ or reduc\$ or prophyla\$ or chemoprophyla\$ or chemoprevent\$ or prolong\$ or inhibit\$).ti,ab,kw.
10	(antenatal\$ or ante natal\$ or prenatal\$ or pre natal\$).ti,ab,kw.
11	or/8-10
12	and/3,7,11

Date of initial search: 24 October 2013

Date of re-run: 7 March 2015

Database: Health Technology Assessment

Name of search: PTLB\_progesterone\_ppx\_RERUN3\_hta\_070315

#	Searches
1	exp OBSTETRIC LABOR, PREMATURE/
2	exp INFANT, PREMATURE/
3	exp INFANT, LOW BIRTH WEIGHT/
4	GESTATIONAL AGE/
5	(pre term or preterm or pre matur\$ or prematur\$ or pre#mie? or premie or premies or low birth weight? or low birthweight? or LBW? or VLBW?).tw.
6	or/1-5
7	PROGESTINS/
8	exp PROGESTERONE/
9	PROGESTERONE CONGENERS/
10	GONADAL STEROID HORMONES/
11	GESTONORONE CAPROATE/
12	(progestin? or gestagen\$ or gestonorone? or progest\$ or hydroxyprogest\$ or alphahydroxyprogest\$ or 17alphahydroxyprogest\$ or 17 OHP? or 17OHP?).tw.
13	(crinone or clycogest or gestone or utrogestan).tw.
14	or/7-13
15	CHEMOPREVENTION/
16	pc.fs. [Prevention & Control]
17	(prevent\$ or reduc\$ or prophyla\$ or chemoprophyla\$ or chemoprevent\$ or prolong\$ or inhibit\$).tw.
18	PRENATAL CARE/
19	(antenatal\$ or ante natal\$ or prenatal\$ or pre natal\$).tw.
20	or/15-19
21	and/6,14,20

Date of initial search: 24 October 2013

Date of re-run: 7 March 2015

Database: Embase

Name of search: PTLB\_progesterone\_ppx\_RERUN3\_embase\_070315

#	Searches
1	SYSTEMATIC REVIEW/

#	Searches
2	META-ANALYSIS/
3	(meta analy* or metanaly* or metaanaly*).ti,ab.
4	((systematic or evidence) adj2 (review* or overview*)).ti,ab.
5	(reference list* or bibliograph* or hand search* or manual search* or relevant journals).ab.
6	(search strategy or search criteria or systematic search or study selection or data extraction).ab.
7	(search* adj4 literature).ab.
8	(medline or pubmed or cochrane or embase or psychlit or psyclit or psychinfo or psycinfo or cinahl or science citation index or bids or cancerlit).ab.
9	((pool* or combined) adj2 (data or trials or studies or results)).ab.
10	cochrane.jw.
11	or/1-10
12	random*.ti,ab.
13	factorial*.ti,ab.
14	(crossover* or cross over*).ti,ab.
15	((doubl* or singl*) adj blind*).ti,ab.
16	(assign* or allocat* or volunteer* or placebo*).ti,ab.
17	CROSSOVER PROCEDURE/
18	SINGLE BLIND PROCEDURE/
19	RANDOMIZED CONTROLLED TRIAL/
20	DOUBLE BLIND PROCEDURE/
21	or/12-20
22	or/11,21
23	exp "IMMATURE AND PREMATURE LABOR"/
24	exp LOW BIRTH WEIGHT/
25	GESTATIONAL AGE/
26	(pre term or preterm or pre matur\$ or prematur\$ or pre#mie? or premie or premies or low birth weight? or low birthweight? or LBW? or VLBW?).ti,ab.
27	or/23-26
28	exp GESTAGEN/
29	(progestin? or gestagen\$ or gestonorone? or progest\$ or hydroxyprogest\$ or alphahydroxyprogest\$ or 17alphahydroxyprogest\$).ti,ab,hw,m.
30	(crinone or clycogest or gestone or utrogestan).ti,ab,tn.
31	or/28-30
32	"PREVENTION AND CONTROL"/
33	PREVENTION/
34	PROPHYLAXIS/
35	CHEMOPROPHYLAXIS/
36	LABOR INHIBITION/
37	pc.fs. [Prevention]
38	(prevent\$ or reduc\$ or prophyla\$ or chemoprophyla\$ or chemoprevent\$ or prolong\$ or inhibit\$).ti,ab.
39	PRENATAL CARE/
40	(antenatal\$ or ante natal\$ or prenatal\$ or pre natal\$).ti,ab.
41	or/32-40
42	and/27,31,41
43	limit 42 to english language
44	conference abstract.pt.
45	letter.pt. or LETTER/
46	note.pt.
47	editorial.pt.
48	CASE REPORT/ or CASE STUDY/
49	(letter or comment* or abstracts).ti.
50	or/44-49
51	RANDOMIZED CONTROLLED TRIAL/ or random*.ti,ab.
52	50 not 51
53	ANIMAL/ not HUMAN/
54	NONHUMAN/
55	exp ANIMAL EXPERIMENT/
56	exp EXPERIMENTAL ANIMAL/
57	ANIMAL MODEL/
58	exp RODENT/
59	(rat or rats or mouse or mice).ti.
60	or/52-59
61	43 not 60
62	and/22,61

### E.2.1.1 Health economics search

Date of initial search: 17 March 2015

Date of re-run: N/A

Database: Medline

Name of search: PTLB\_progesterone\_ppx\_HE\_medline\_170315

#	Searches
1	ECONOMICS/
2	VALUE OF LIFE/
3	exp "COSTS AND COST ANALYSIS"/
4	exp ECONOMICS, HOSPITAL/
5	exp ECONOMICS, MEDICAL/
6	exp RESOURCE ALLOCATION/
7	ECONOMICS, NURSING/
8	ECONOMICS, PHARMACEUTICAL/
9	exp "FEES AND CHARGES"/
10	exp BUDGETS/
11	budget*.ti,ab.
12	cost*.ti,ab.
13	(economic* or pharmaco?economic*).ti,ab.
14	(price* or pricing*).ti,ab.
15	(financ* or fee or fees or expenditure* or saving*).ti,ab.
16	(value adj2 (money or monetary)).ti,ab.
17	resourc* allocat*.ti,ab.
18	(fund or funds or funding* or funded).ti,ab.
19	(ration or rations or rationing* or rationed).ti,ab.
20	ec.fs.
21	or/1-20
22	exp OBSTETRIC LABOR, PREMATURE/
23	exp INFANT, PREMATURE/
24	exp INFANT, LOW BIRTH WEIGHT/
25	GESTATIONAL AGE/
26	(pre term or preterm or pre matur\$ or prematur\$ or pre#mie? or premie or premies or low birth weight? or low birthweight? or LBW? or VLBW?).ti,ab.
27	or/22-26
28	PROGESTINS/
29	exp PROGESTERONE/
30	PROGESTERONE CONGENERS/
31	GONADAL STEROID HORMONES/
32	GESTONORONE CAPROATE/
33	(progestin? or gestagen\$ or gestonone? or progest\$ or hydroxyprogest\$ or alphahydroxyprogest\$ or 17alphahydroxyprogest\$ or 17 OHP? or 17OHP?).ti,ab,rn.
34	(crinone or clycogest or gestone or utrogestan).ti,ab.
35	or/28-34
36	CHEMOPREVENTION/
37	pc.fs. [Prevention & Control]
38	(prevent\$ or reduc\$ or prophyla\$ or chemoprophyla\$ or chemoprevent\$ or prolong\$ or inhibit\$).ti,ab.
39	PRENATAL CARE/
40	(antenatal\$ or ante natal\$ or prenatal\$ or pre natal\$).ti,ab.
41	or/36-40
42	and/27,35,41
43	limit 42 to english language
44	LETTER/
45	EDITORIAL/
46	NEWS/
47	exp HISTORICAL ARTICLE/
48	ANECDOTES AS TOPIC/
49	COMMENT/
50	CASE REPORT/
51	(letter or comment* or abstracts).ti.
52	or/44-51
53	RANDOMIZED CONTROLLED TRIAL/ or random*.ti,ab.
54	52 not 53
55	ANIMALS/ not HUMANS/
56	exp ANIMALS, LABORATORY/
57	exp ANIMAL EXPERIMENTATION/
58	exp MODELS, ANIMAL/
59	exp RODENTIA/
60	(rat or rats or mouse or mice).ti.
61	or/54-60

#	Searches
62	43 not 61
63	and/21,62

Date of initial search: 17 March 2015

Date of re-run: N/A

Database: Cochrane Central Register of Controlled Trials

Name of search: PTLB\_progesterone\_ppx\_HE\_cctr\_170315

#	Searches
1	ECONOMICS/
2	VALUE OF LIFE/
3	exp "COSTS AND COST ANALYSIS"/
4	exp ECONOMICS, HOSPITAL/
5	exp ECONOMICS, MEDICAL/
6	exp RESOURCE ALLOCATION/
7	ECONOMICS, NURSING/
8	ECONOMICS, PHARMACEUTICAL/
9	exp "FEES AND CHARGES"/
10	exp BUDGETS/
11	budget*.ti,ab.
12	cost*.ti,ab.
13	(economic* or pharmaco?economic*).ti,ab.
14	(price* or pricing*).ti,ab.
15	(financ* or fee or fees or expenditure* or saving*).ti,ab.
16	(value adj2 (money or monetary)).ti,ab.
17	resourc* allocat*.ti,ab.
18	(fund or funds or funding* or funded).ti,ab.
19	(ration or rations or rationing* or rationed).ti,ab.
20	ec.fs.
21	or/1-20
22	exp OBSTETRIC LABOR, PREMATURE/
23	exp INFANT, PREMATURE/
24	exp INFANT, LOW BIRTH WEIGHT/
25	GESTATIONAL AGE/
26	(pre term or preterm or pre matur\$ or prematur\$ or pre#mie? or premie or premies or low birth weight? or low birthweight? or LBW? or VLBW?).ti,ab.
27	or/22-26
28	PROGESTINS/
29	exp PROGESTERONE/
30	PROGESTERONE CONGENERS/
31	GONADAL STEROID HORMONES/
32	GESTONORONE CAPROATE/
33	(progestin? or gestagen\$ or gestonorone? or progest\$ or hydroxyprogest\$ or alphahydroxyprogest\$ or 17alphahydroxyprogest\$ or 17 OHP? or 17OHP?).ti,ab.
34	(crinone or clycogest or gestone or utrogestan).ti,ab.
35	or/28-34
36	CHEMOPREVENTION/
37	pc.fs. [Prevention & Control]
38	(prevent\$ or reduc\$ or prophyla\$ or chemoprophyla\$ or chemoprevent\$ or prolong\$ or inhibit\$).ti,ab.
39	PRENATAL CARE/
40	(antenatal\$ or ante natal\$ or prenatal\$ or pre natal\$).ti,ab.
41	or/36-40
42	and/27,35,41
43	and/21,42

Date of initial search: 17 March 2015

Date of re-run: N/A

Database: Health Technology Assessment

Name of search: PTLB\_progesterone\_ppx\_HE\_hta\_170315

#	Searches
1	exp OBSTETRIC LABOR, PREMATURE/
2	exp INFANT, PREMATURE/
3	exp INFANT, LOW BIRTH WEIGHT/
4	GESTATIONAL AGE/
5	(pre term or preterm or pre matur\$ or prematur\$ or pre#mie? or premie or premies or low birth weight? or low birthweight? or LBW? or VLBW?).tw.
6	or/1-5
7	PROGESTINS/
8	exp PROGESTERONE/
9	PROGESTERONE CONGENERS/
10	GONADAL STEROID HORMONES/
11	GESTONORONE CAPROATE/
12	(progestin? or gestagen\$ or gestonorone? or progest\$ or hydroxyprogest\$ or alphahydroxyprogest\$ or 17alphahydroxyprogest\$ or 17 OHP? or 17OHP?).tw.
13	(crinone or clycogest or gestone or utrogestan).tw.
14	or/7-13
15	CHEMOPREVENTION/
16	pc.fs. [Prevention & Control]
17	(prevent\$ or reduc\$ or prophyla\$ or chemoprophyla\$ or chemoprevent\$ or prolong\$ or inhibit\$).tw.
18	PRENATAL CARE/
19	(antenatal\$ or ante natal\$ or prenatal\$ or pre natal\$).tw.
20	or/15-19
21	and/6,14,20

Date of initial search: 17 March 2015

Date of re-run: N/A

Database: Embase

Name of search: PTLB\_progesterone\_ppx\_HE\_embase\_170315

#	Searches
1	HEALTH ECONOMICS/
2	exp ECONOMIC EVALUATION/
3	exp HEALTH CARE COST/
4	exp FEE/
5	BUDGET/
6	FUNDING/
7	RESOURCE ALLOCATION/
8	budget*.ti,ab.
9	cost*.ti,ab.
10	(economic* or pharmaco?economic*).ti,ab.
11	(price* or pricing*).ti,ab.
12	(financ* or fee or fees or expenditure* or saving*).ti,ab.
13	(value adj2 (money or monetary)).ti,ab.
14	resourc* allocat*.ti,ab.
15	(fund or funds or funding* or funded).ti,ab.
16	(ration or rations or rationing* or rationed).ti,ab.
17	or/1-16
18	exp "IMMATURE AND PREMATURE LABOR"/
19	exp LOW BIRTH WEIGHT/
20	GESTATIONAL AGE/
21	(pre term or preterm or pre matur\$ or prematur\$ or pre#mie? or premie or premies or low birth weight? or low birthweight? or LBW? or VLBW?).ti,ab.
22	or/18-21
23	exp GESTAGEN/
24	(progestin? or gestagen\$ or gestonorone? or progest\$ or hydroxyprogest\$ or alphahydroxyprogest\$ or 17alphahydroxyprogest\$).ti,ab,hw,rn.
25	(crinone or clycogest or gestone or utrogestan).ti,ab,tn.
26	or/23-25
27	"PREVENTION AND CONTROL"/
28	PREVENTION/
29	PROPHYLAXIS/
30	CHEMOPROPHYLAXIS/
31	LABOR INHIBITION/
32	pc.fs. [Prevention]
33	(prevent\$ or reduc\$ or prophyla\$ or chemoprophyla\$ or chemoprevent\$ or prolong\$ or inhibit\$).ti,ab.
34	PRENATAL CARE/

#	Searches
35	(antenatal\$ or ante natal\$ or prenatal\$ or pre natal\$).ti,ab.
36	or/27-35
37	and/22,26,36
38	limit 37 to english language
39	conference abstract.pt.
40	letter.pt. or LETTER/
41	note.pt.
42	editorial.pt.
43	CASE REPORT/ or CASE STUDY/
44	(letter or comment* or abstracts).ti.
45	or/39-44
46	RANDOMIZED CONTROLLED TRIAL/ or random*.ti,ab.
47	45 not 46
48	ANIMAL/ not HUMAN/
49	NONHUMAN/
50	exp ANIMAL EXPERIMENT/
51	exp EXPERIMENTAL ANIMAL/
52	ANIMAL MODEL/
53	exp RODENT/
54	(rat or rats or mouse or mice).ti.
55	or/47-54
56	38 not 55
57	and/17,56

## E.3 Diagnosing preterm prelabour rupture of membranes (P-PROM)

### E.3.1 What is the diagnostic accuracy of the following tests to identify preterm prelabour rupture of membranes:

- placental alpha-microglobulin-1, nitrazine (pH),
- Insulin-like growth factor binding protein-1,
- fetal fibronectin?

Date of initial search: 8 July 2013

Date of re-run: 6 March 2015

Database: Medline

Name of search: PTLB\_PPROM\_diagnosis\_RERUN3\_medline\_060315

#	Searches
1	FETAL MEMBRANES, PREMATURE RUPTURE/
2	(PPROM or PROM).ti,ab.
3	(ruptur\$ adj3 membrane?).ti,ab.
4	or/1-3
5	exp ALPHA-GLOBULINS/
6	exp PREGNANCY PROTEINS/
7	alpha-1-microglobulin.nm.
8	((placenta\$ or alpha\$) adj3 (microglobulin\$ or globulin\$)).ti,ab.
9	(PAMG\$ or amnisure).ti,ab.
10	AZO COMPOUNDS/
11	HYDROGEN-ION CONCENTRATION/
12	"INDICATORS AND REAGENTS"/
13	nitrazine.nm.
14	(nitrazine or phenaphthazine or amnistix).ti,ab.
15	(pH adj (measur\$ or test\$ or indicat\$)).ti,ab.
16	INSULIN-LIKE GROWTH FACTOR BINDING PROTEIN 1/
17	((insulin like growth factor or IGF or somatomedin\$) adj3 binding protein\$).ti,ab.

#	Searches
18	(IGFBP\$ or actimprom or actim prom or actimpartus or actim partus).ti,ab.
19	FIBRONECTINS/
20	(fetal fibronectin\$ or fFN or qui?kcheck or qui?k check or ROM check or ROMcheck).ti,ab.
21	exp REAGENT KITS, DIAGNOSTIC/
22	ABSORBENT PADS/
23	(pant? liner? or pant?liner?).ti,ab.
24	((absorbent or pant?) adj (liner? or pad?)).ti,ab.
25	(al?sense or al sense or amniosense or amniotic leak detector?).ti,ab.
26	exp FETAL PROTEINS/
27	(alpha adj (fetoprotein? or f?etal protein?)).ti,ab.
28	AFP.ti,ab.
29	or/5-28
30	PREDICTIVE VALUE OF TESTS/
31	exp *OBSTETRIC LABOR, PREMATURE/
32	and/30-31
33	(predict\$ adj3 (pre term or preterm or pre matur\$ or prematur\$) adj3 (labo?r or birth? or deliver\$)).ti.
34	(predict\$ adj3 (pre term or preterm or pre matur\$ or prematur\$) adj3 (labo?r or birth? or deliver\$)).ab. /freq=2
35	or/32-34
36	*FETAL MEMBRANES, PREMATURE RUPTURE/di [diagnosis]
37	and/4,29
38	and/29,35
39	or/36-38
40	limit 39 to english language
41	LETTER/
42	EDITORIAL/
43	NEWS/
44	exp HISTORICAL ARTICLE/
45	ANECDOTES AS TOPIC/
46	COMMENT/
47	CASE REPORT/
48	(letter or comment* or abstracts).ti.
49	or/41-48
50	RANDOMIZED CONTROLLED TRIAL/ or random*.ti,ab.
51	49 not 50
52	ANIMALS/ not HUMANS/
53	exp ANIMALS, LABORATORY/
54	exp ANIMAL EXPERIMENTATION/
55	exp MODELS, ANIMAL/
56	exp RODENTIA/
57	(rat or rats or mouse or mice).ti.
58	or/51-57
59	40 not 58

Date of initial search: 8 July 2013

Date of re-run: 6 March 2015

Database: Medline In-Process

Name of search: PTLB\_PPROM\_diagnosis\_RERUN3\_mip\_060315

#	Searches
1	(PPROM or PROM).ti,ab.
2	(ruptur\$ adj3 membrane?).ti,ab.
3	or/1-2
4	((placenta\$ or alpha\$) adj3 (microglobulin\$ or globulin\$)).ti,ab.
5	(PAMG\$ or amnisure).ti,ab.
6	(nitrazine or phenaphthazine or amnistix).ti,ab.
7	(pH adj (measur\$ or test\$ or indicat\$)).ti,ab.
8	((insulin like growth factor or IGF or somatomedin\$) adj3 binding protein\$).ti,ab.
9	(IGFBP\$ or actimprom or actim prom or actimpartus or actim partus).ti,ab.
10	(fetal fibronectin\$ or fFN or qui?kcheck or qui?k check or ROM check or ROMcheck).ti,ab.
11	(pant? liner? or pant?liner?).ti,ab.
12	((absorbent or pant?) adj (liner? or pad?)).ti,ab.
13	(al?sense or al sense or amniosense or amniotic leak detector?).ti,ab.
14	(alpha adj (fetoprotein? or f?etal protein?)).ti,ab.
15	AFP.ti,ab.
16	or/4-15



#	Searches
17	(predict\$ adj3 (pre term or preterm or pre matur\$ or prematur\$) adj3 (labo?r or birth? or deliver\$)).ti.
18	(predict\$ adj3 (pre term or preterm or pre matur\$ or prematur\$) adj3 (labo?r or birth? or deliver\$)).ab. /freq=2
19	or/17-18
20	and/3,16
21	and/16,19
22	or/20-21

Date of initial search: 8 July 2013

Date of re-run: 6 March 2015

Database: Cochrane Central Register of Controlled Trials

Name of search: PTLB\_PPROM\_diagnosis\_RERUN3\_cctr\_060315

#	Searches
1	FETAL MEMBRANES, PREMATURE RUPTURE/
2	(PPROM or PROM).ti,ab.
3	(ruptur\$ adj3 membrane?).ti,ab.
4	or/1-3
5	exp ALPHA-GLOBULINS/
6	exp PREGNANCY PROTEINS/
7	((placenta\$ or alpha\$) adj3 (microglobulin\$ or globulin\$)).ti,ab.
8	(PAMG\$ or amnisure).ti,ab.
9	AZO COMPOUNDS/
10	HYDROGEN-ION CONCENTRATION/
11	"INDICATORS AND REAGENTS"/
12	(nitrazine or phenaphthazine or amnistix).ti,ab.
13	(pH adj (measur\$ or test\$ or indicat\$)).ti,ab.
14	INSULIN-LIKE GROWTH FACTOR BINDING PROTEIN 1/
15	((insulin like growth factor or IGF or somatomedin\$) adj3 binding protein\$).ti,ab.
16	(IGFBP\$ or actimprom or actim prom or actimpartus or actim partus).ti,ab.
17	FIBRONECTINS/
18	(fetal fibronectin\$ or fFN or qui?kcheck or qui?k check or ROM check or ROMcheck).ti,ab.
19	exp REAGENT KITS, DIAGNOSTIC/
20	ABSORBENT PADS/
21	(pant? liner? or pant?liner?).ti,ab.
22	((absorbent or pant?) adj (liner? or pad?)).ti,ab.
23	(al?sense or al sense or amniosense or amniotic leak detector?).ti,ab.
24	exp FETAL PROTEINS/
25	(alpha adj (fetoprotein? or f?etal protein?)).ti,ab.
26	AFP.ti,ab.
27	or/5-26
28	PREDICTIVE VALUE OF TESTS/
29	exp OBSTETRIC LABOR, PREMATURE/
30	and/28-29
31	(predict\$ adj3 (pre term or preterm or pre matur\$ or prematur\$) adj3 (labo?r or birth? or deliver\$)).ti.
32	(predict\$ adj3 (pre term or preterm or pre matur\$ or prematur\$) adj3 (labo?r or birth? or deliver\$)).ab. /freq=2
33	or/30-32
34	and/4,27
35	and/27,33
36	or/34-35

Date of initial search: 8 July 2013

Date of re-run: 6 March 2015

Database: Cochrane Database of Systematic Reviews, Database of Abstracts of Reviews of Effects

Name of search: PTLB\_PPROM\_diagnosis\_RERUN3\_cdsrdare\_060315

#	Searches
1	(PPROM or PROM).tw,tx.
2	(ruptur\$ adj3 membrane?).tw,tx,kw.
3	or/1-2

#	Searches
4	((pregnancy or placenta) adj protein\$.kw.
5	((placenta\$ or alpha\$) adj3 (microglobulin\$ or globulin\$)).tw,tx,kw.
6	(PAMG\$ or amnisure).tw,tx.
7	AZO COMPOUNDS.kw.
8	HYDROGEN-ION CONCENTRATION.kw.
9	INDICATOR\$.kw.
10	pH.kw.
11	(nitrazine or phenaphthazine or amnistix).tw,tx,kw.
12	(pH adj (measur\$ or test\$ or indicat\$)).tw,tx,kw.
13	INSULIN-LIKE GROWTH FACTOR BINDING PROTEIN 1.kw.
14	((insulin like growth factor or IGF or somatomedin\$) adj3 binding protein\$).tw,tx,kw.
15	(IGFBP\$ or actimprom or actim prom or actimpartus or actim partus).tw,tx.
16	FIBRONECTIN\$.kw.
17	(fetal fibronectin\$ or fFN or qui?kcheck or qui?k check or ROM check or ROMcheck).tw,tx.
18	REAGENT KITS, DIAGNOSTIC.kw.
19	TEST STRIP.kw.
20	ABSORBENT PAD\$.kw.
21	(pant? liner? or pant?liner?).tw,tx.
22	((absorbent or pant?) adj (liner? or pad?)).tw,tx.
23	(al?sense or al sense or amniosense or amniotic leak detector?).tw,tx.
24	(FETAL PROTEIN\$ or FETOPROTEIN\$).kw.
25	(alpha adj (fetoprotein? or f?etal protein?)).tw,tx.
26	AFP.tw,tx.
27	or/4-26
28	PREDICTIVE VALUE OF TESTS.kw.
29	OBSTETRIC LABOR, PREMATURE.kw.
30	and/28-29
31	(predict\$ adj3 (pre term or preterm or pre matur\$ or prematur\$) adj3 (labo?r or birth? or deliver\$)).tw,tx.
32	or/30-31
33	and/3,27
34	and/27,32
35	or/33-34

Date of initial search: 8 July 2013

Date of re-run: 6 March 2015

Database: Health Technology Assessment

Name of search: PTLB\_PPROM\_diagnosis\_RERUN3\_hta\_060315

#	Searches
1	FETAL MEMBRANES, PREMATURE RUPTURE/
2	(PPROM or PROM).tw.
3	(ruptur\$ adj3 membrane?).tw.
4	or/1-3
5	exp ALPHA-GLOBULINS/
6	exp PREGNANCY PROTEINS/
7	((placenta\$ or alpha\$) adj3 (microglobulin\$ or globulin\$)).tw.
8	(PAMG\$ or amnisure).tw.
9	AZO COMPOUNDS/
10	HYDROGEN-ION CONCENTRATION/
11	"INDICATORS AND REAGENTS"/
12	(nitrazine or phenaphthazine or amnistix).tw.
13	(pH adj (measur\$ or test\$ or indicat\$)).tw.
14	INSULIN-LIKE GROWTH FACTOR BINDING PROTEIN 1/
15	((insulin like growth factor or IGF or somatomedin\$) adj3 binding protein\$).tw.
16	(IGFBP\$ or actimprom or actim prom or actimpartus or actim partus).tw.
17	FIBRONECTINS/
18	(fetal fibronectin\$ or fFN or qui?kcheck or qui?k check or ROM check or ROMcheck).tw.
19	exp REAGENT KITS, DIAGNOSTIC/
20	ABSORBENT PADS/
21	(pant? liner? or pant?liner?).tw.
22	((absorbent or pant?) adj (liner? or pad?)).tw.
23	(al?sense or al sense or amniosense or amniotic leak detector?).tw.
24	exp FETAL PROTEINS/
25	(alpha adj (fetoprotein? or f?etal protein?)).tw.
26	AFP.tw.

#	Searches
27	or/5-26
28	PREDICTIVE VALUE OF TESTS/
29	exp OBSTETRIC LABOR, PREMATURE/
30	and/28-29
31	(predict\$ adj3 (pre term or preterm or pre matur\$ or prematur\$) adj3 (labo?r or birth? or deliver\$)).tw.
32	or/30-31
33	and/4,27
34	and/27,32
35	or/33-34

Date of initial search: 8 July 2013

Date of re-run: 6 March 2015

Database: Embase

Name of search: PTLB\_PPROM\_diagnosis\_RERUN3\_embase\_060315

#	Searches
1	PREMATURE FETUS MEMBRANE RUPTURE/ or *MEMBRANE RUPTURE/
2	(PPROM or PROM).ti,ab.
3	(ruptur\$ adj3 membrane?).ti,ab.
4	or/1-3
5	ALPHA 1 MICROGLOBULIN/
6	ALPHA GLOBULIN/
7	PLACENTA PROTEIN/
8	((placenta\$ or alpha\$) adj3 (microglobulin\$ or globulin\$)).ti,ab.
9	(PAMG\$ or amnisure).ti,ab.
10	NITRAZINE/
11	NITRAZINE TEST/
12	INDICATOR/
13	PH MEASUREMENT/
14	(nitrazine or phenaphthazine or amnistix).ti,ab.
15	(pH adj (measur\$ or test\$ or indicat\$)).ti,ab.
16	SOMATOMEDIN BINDING PROTEIN 1/
17	((insulin like growth factor or IGF or somatomedin\$) adj3 binding protein\$).ti,ab.
18	(IGFBP\$ or actimprom or actim prom or actimpartus or actim partus).ti,ab.
19	FIBRONECTIN/
20	(fetal fibronectin\$ or fFN or qui?kcheck or qui?k check or ROM check or ROMcheck).ti,ab.
21	TEST STRIP/
22	exp ABSORBENT PAD/
23	(pant? liner? or pant?liner?).ti,ab.
24	((absorbent or pant?) adj (liner? or pad?)).ti,ab.
25	(al?sense or al sense or amniosense or amniotic leak detector?).ti,ab.
26	ALPHA FETOPROTEIN/
27	ALPHA FETOPROTEIN ANTIBODY/
28	(alpha adj (fetoprotein? or f?etal protein?)).ti,ab.
29	AFP.ti,ab.
30	or/5-29
31	PREDICTIVE VALUE/ or DIAGNOSTIC ACCURACY/
32	exp *IMMATURE AND PREMATURE LABOR/
33	and/31-32
34	(predict\$ adj3 (pre term or preterm or pre matur\$ or prematur\$) adj3 (labo?r or birth? or deliver\$)).ti.
35	(predict\$ adj3 (pre term or preterm or pre matur\$ or prematur\$) adj3 (labo?r or birth? or deliver\$)).ab. /freq=2
36	or/33-35
37	*PREMATURE FETUS MEMBRANE RUPTURE/di [diagnosis]
38	*MEMBRANE RUPTURE/di [diagnosis]
39	and/4,30
40	and/30,36
41	or/37-40
42	limit 41 to english language
43	conference abstract.pt.
44	letter.pt. or LETTER/
45	note.pt.
46	editorial.pt.
47	CASE REPORT/ or CASE STUDY/
48	(letter or comment* or abstracts).ti.
49	or/43-48

#	Searches
50	RANDOMIZED CONTROLLED TRIAL/ or random*.ti,ab.
51	49 not 50
52	ANIMAL/ not HUMAN/
53	NONHUMAN/
54	exp ANIMAL EXPERIMENT/
55	exp EXPERIMENTAL ANIMAL/
56	ANIMAL MODEL/
57	exp RODENT/
58	(rat or rats or mouse or mice).ti.
59	or/51-58
60	42 not 59

### E.3.1.1 Health economics search

Date of initial search: 20 March 2015

Date of re-run: N/A

Database: Medline

Name of search: PTLB\_PPROM\_surveillance\_HE\_medline\_200315

#	Searches
1	ECONOMICS/
2	VALUE OF LIFE/
3	exp "COSTS AND COST ANALYSIS"/
4	exp ECONOMICS, HOSPITAL/
5	exp ECONOMICS, MEDICAL/
6	exp RESOURCE ALLOCATION/
7	ECONOMICS, NURSING/
8	ECONOMICS, PHARMACEUTICAL/
9	exp "FEES AND CHARGES"/
10	exp BUDGETS/
11	budget*.ti,ab.
12	cost*.ti,ab.
13	(economic* or pharmaco?economic*).ti,ab.
14	(price* or pricing*).ti,ab.
15	(financ* or fee or fees or expenditure* or saving*).ti,ab.
16	(value adj2 (money or monetary)).ti,ab.
17	resourc* allocat*.ti,ab.
18	(fund or funds or funding* or funded).ti,ab.
19	(ration or rations or rationing* or rationed).ti,ab.
20	ec.fs.
21	or/1-20
22	FETAL MEMBRANES, PREMATURE RUPTURE/
23	(PPROM or PROM).ti,ab.
24	((pre term or preterm or pre matur\$ or prematur\$ or pre labo?r or prelabo?r) adj3 ruptur\$ adj3 membrane?).ti,ab.
25	exp OBSTETRIC LABOR, PREMATURE/
26	(ruptur\$ adj3 membrane?).ti,ab.
27	and/25-26
28	or/22-24,27
29	VITAL SIGNS/
30	exp BODY TEMPERATURE/
31	(temperature? or fever\$ or febril\$ or pyrex\$).ti,ab.
32	exp HEART RATE/
33	PULSE/
34	(heart rate? or heartrate? or heart beat? or heartbeat? or puls\$).ti,ab.
35	(cardi\$ adj3 (monitor\$ or observ\$ or rate?)).ti,ab.
36	C-REACTIVE PROTEIN/
37	((c reactive or c?reactive) adj1 protein\$).mp.
38	(CRP or C RP).ti,ab.
39	BLOOD CELL COUNT/
40	exp LEUKOCYTE COUNT/
41	((white or WBC or leu#ocyt\$) adj3 (count\$ or number\$ or differential\$ or ratio\$)).ti,ab.
42	INTERLEUKIN-6/
43	(interleukin\$ or IL 6 or IL6).mp.
44	exp FETAL MONITORING/

#	Searches
45	*ULTRASONOGRAPHY, PRENATAL/
46	((f?etal or f?etus\$ or FHR) adj3 (monitor\$ or observ\$ or trac\$)).ti,ab.
47	(cardiotocogra\$ or CTG or EFM or CFM).ti,ab.
48	((f?etal or f?etus\$ or FHR or umbilic\$) adj3 (Doppler or ultraso\$ or sonogra\$ or echo\$)).ti,ab.
49	FETAL HEART/
50	HEART RATE, FETAL/
51	FETAL DISTRESS/
52	or/49-51
53	exp ULTRASONOGRAPHY, DOPPLER/
54	and/52-53
55	or/29-48,54
56	exp "SENSITIVITY AND SPECIFICITY"/
57	(sensitivity or specificity).ti,ab.
58	((pre test or pretest or post test or posttest) adj probability).ti,ab.
59	(predictive value\$ or PPV or NPV).ti,ab.
60	likelihood ratio\$.ti,ab.
61	LIKELIHOOD FUNCTIONS/
62	(ROC curve\$ or AUC).ti,ab.
63	(diagnos* adj2 (performance* or accurac* or utilit* or value* or efficien* or effectiveness)).ti,ab.
64	gold standard.ab.
65	or/56-64
66	PREGNANCY COMPLICATIONS, INFECTIOUS/
67	CHORIOAMNIONITIS/
68	exp SEPSIS/
69	INFLAMMATION/
70	INFANT, PREMATURE, DISEASES/
71	(infect\$ or chorioamnionitis or amnionitis or funisitis or sepsis or septic\$ or inflam\$).ti,ab.
72	or/66-71
73	di.xs.
74	(diagnos\$ or predict\$ or indicat\$ or marker? or biomarker?).ti,ab.
75	or/73-74
76	and/55,72,75
77	and/55,65
78	or/76-77
79	and/28,78
80	limit 79 to english language
81	LETTER/
82	EDITORIAL/
83	NEWS/
84	exp HISTORICAL ARTICLE/
85	ANECDOTES AS TOPIC/
86	COMMENT/
87	CASE REPORT/
88	(letter or comment* or abstracts).ti.
89	or/81-88
90	RANDOMIZED CONTROLLED TRIAL/ or random*.ti,ab.
91	89 not 90
92	ANIMALS/ not HUMANS/
93	exp ANIMALS, LABORATORY/
94	exp ANIMAL EXPERIMENTATION/
95	exp MODELS, ANIMAL/
96	exp RODENTIA/
97	(rat or rats or mouse or mice).ti.
98	or/91-97
99	80 not 98
100	and/21,99

Date of initial search: 20 March 2015

Date of re-run: N/A

Database: Cochrane Central Register of Controlled Trials

Name of search: PTLB\_PPRM\_surveillance\_HE\_cctr\_200315

#	Searches
1	ECONOMICS/
2	VALUE OF LIFE/

#	Searches
3	exp "COSTS AND COST ANALYSIS"/
4	exp ECONOMICS, HOSPITAL/
5	exp ECONOMICS, MEDICAL/
6	exp RESOURCE ALLOCATION/
7	ECONOMICS, NURSING/
8	ECONOMICS, PHARMACEUTICAL/
9	exp "FEES AND CHARGES"/
10	exp BUDGETS/
11	budget*.ti,ab.
12	cost*.ti,ab.
13	(economic* or pharmaco?economic*).ti,ab.
14	(price* or pricing*).ti,ab.
15	(financ* or fee or fees or expenditure* or saving*).ti,ab.
16	(value adj2 (money or monetary)).ti,ab.
17	resourc* allocat*.ti,ab.
18	(fund or funds or funding* or funded).ti,ab.
19	(ration or rations or rationing* or rationed).ti,ab.
20	ec.fs.
21	or/1-20
22	FETAL MEMBRANES, PREMATURE RUPTURE/
23	(PPROM or PROM).ti,ab.
24	((pre term or preterm or pre matur\$ or prematur\$ or pre labo?r or prelabo?r) adj3 ruptur\$ adj3 membrane?).ti,ab.
25	exp OBSTETRIC LABOR, PREMATURE/
26	(ruptur\$ adj3 membrane?).ti,ab.
27	and/25-26
28	or/22-24,27
29	VITAL SIGNS/
30	exp BODY TEMPERATURE/
31	(temperature? or fever\$ or febril\$ or pyrex\$).ti,ab.
32	exp HEART RATE/
33	PULSE/
34	(heart rate? or heartrate? or heart beat? or heartbeat? or puls\$).ti,ab.
35	(cardi\$ adj3 (monitor\$ or observ\$ or rate?)).ti,ab.
36	C-REACTIVE PROTEIN/
37	((c reactive or c?reactive) adj1 protein\$.mp.
38	(CRP or C RP).ti,ab.
39	BLOOD CELL COUNT/
40	exp LEUKOCYTE COUNT/
41	((white or WBC or leu#ocyt\$) adj3 (count\$ or number\$ or differential\$ or ratio\$)).ti,ab.
42	INTERLEUKIN-6/
43	(interleukin\$ or IL 6 or IL6).mp.
44	exp FETAL MONITORING/
45	*ULTRASONOGRAPHY, PRENATAL/
46	((f?etal or f?etus\$ or FHR) adj3 (monitor\$ or observ\$ or trac\$)).ti,ab.
47	(cardiotocogra\$ or CTG or EFM or CFM).ti,ab.
48	((f?etal or f?etus\$ or FHR or umbilic\$) adj3 (Doppler or ultraso\$ or sonogra\$ or echo\$)).ti,ab.
49	FETAL HEART/
50	HEART RATE, FETAL/
51	FETAL DISTRESS/
52	or/49-51
53	exp ULTRASONOGRAPHY, DOPPLER/
54	and/52-53
55	or/29-48,54
56	exp "SENSITIVITY AND SPECIFICITY"/
57	(sensitivity or specificity).ti,ab.
58	((pre test or pretest or post test or posttest) adj probability).ti,ab.
59	(predictive value\$ or PPV or NPV).ti,ab.
60	likelihood ratio\$.ti,ab.
61	LIKELIHOOD FUNCTIONS/
62	(ROC curve\$ or AUC).ti,ab.
63	(diagnos* adj2 (performance* or accurac* or utilit* or value* or efficien* or effectiveness)).ti,ab.
64	gold standard.ab.
65	or/56-64
66	PREGNANCY COMPLICATIONS, INFECTIOUS/
67	CHORIOAMNIONITIS/
68	exp SEPSIS/
69	INFLAMMATION/
70	INFANT, PREMATURE, DISEASES/
71	(infect\$ or chorioamnionitis or amnionitis or funisitis or sepsis or septic\$ or inflam\$).ti,ab.
72	or/66-71

#	Searches
73	di.xs.
74	(diagnos\$ or predict\$ or indicat\$ or marker? or biomarker?).ti,ab.
75	or/73-74
76	and/55,72,75
77	and/55,65
78	or/76-77
79	and/28,78
80	and/21,79

Date of initial search: 20 March 2015

Date of re-run: N/A

Database: Health Technology Assessment

Name of search: PTLB\_PPROM\_surveillance\_HE\_hta\_200315

#	Searches
1	FETAL MEMBRANES, PREMATURE RUPTURE/
2	(PPROM or PROM).tw.
3	(ruptur\$ adj3 membrane?).tw.
4	or/1-3
5	VITAL SIGNS/
6	exp BODY TEMPERATURE/
7	(temperature? or fever\$ or febril\$ or pyrex\$).tw.
8	exp HEART RATE/
9	PULSE/
10	(heart rate? or heartrate? or heart beat? or heartbeat? or puls\$).tw.
11	(cardi\$ adj3 (monitor\$ or observ\$ or rate?)).tw.
12	C-REACTIVE PROTEIN/
13	((c reactive or c?reactive) adj1 protein\$).tw.
14	(CRP or C RP).tw.
15	BLOOD CELL COUNT/
16	exp LEUKOCYTE COUNT/
17	((white or WBC or leu#ocyt\$) adj3 (count\$ or number\$ or differential\$ or ratio\$)).tw.
18	INTERLEUKIN-6/
19	(interleukin\$ or IL 6 or IL6).tw.
20	exp FETAL MONITORING/
21	*ULTRASONOGRAPHY, PRENATAL/
22	((f?etal or f?etus\$ or FHR) adj3 (monitor\$ or observ\$ or trac\$)).tw.
23	(cardiotocogra\$ or CTG or EFM or CFM).tw.
24	((f?etal or f?etus\$ or FHR or umbilic\$) adj3 (Doppler or ultraso\$ or sonogra\$ or echo\$)).tw.
25	FETAL HEART/
26	HEART RATE, FETAL/
27	FETAL DISTRESS/
28	or/25-27
29	exp ULTRASONOGRAPHY, DOPPLER/
30	and/28-29
31	or/5-24,30
32	exp "SENSITIVITY AND SPECIFICITY"/
33	(sensitivity or specificity).tw.
34	((pre test or pretest or post test or posttest) adj probability).tw.
35	(predictive value\$ or PPV or NPV).tw.
36	likelihood ratio\$.tw.
37	LIKELIHOOD FUNCTIONS/
38	(ROC curve\$ or AUC).tw.
39	(diagnos* adj2 (performance* or accurac* or utilit* or value* or efficien* or effectiveness)).tw.
40	gold standard.tw.
41	or/32-40
42	PREGNANCY COMPLICATIONS, INFECTIOUS/
43	CHORIOAMNIONITIS/
44	exp SEPSIS/
45	INFLAMMATION/
46	INFANT, PREMATURE, DISEASES/
47	(infect\$ or chorioamnionitis or amnionitis or funisitis or sepsis or septic\$ or inflam\$).tw.
48	or/42-47
49	di.xs.
50	(diagnos\$ or predict\$ or indicat\$ or marker? or biomarker?).tw.

#	Searches
51	or/49-50
52	and/31,48,51
53	and/31,41
54	or/52-53
55	and/4,54

Date of initial search: 20 March 2015

Date of re-run: N/A

Database: NHS Economic Evaluation Database

Name of search: PTLB\_PPROM\_surveillance\_HE\_nhseed\_200315

#	Searches
1	FETAL MEMBRANES, PREMATURE RUPTURE/
2	(PPROM or PROM).tw.
3	(ruptur\$ adj3 membrane?).tw.
4	or/1-3
5	VITAL SIGNS/
6	exp BODY TEMPERATURE/
7	(temperature? or fever\$ or febril\$ or pyrex\$).tw.
8	exp HEART RATE/
9	PULSE/
10	(heart rate? or heartrate? or heart beat? or heartbeat? or puls\$).tw.
11	(cardi\$ adj3 (monitor\$ or observ\$ or rate?)).tw.
12	C-REACTIVE PROTEIN/
13	((c reactive or c?reactive) adj1 protein\$).tw.
14	(CRP or C RP).tw.
15	BLOOD CELL COUNT/
16	exp LEUKOCYTE COUNT/
17	((white or WBC or leu#ocyt\$) adj3 (count\$ or number\$ or differential\$ or ratio\$)).tw.
18	INTERLEUKIN-6/
19	(interleukin\$ or IL 6 or IL6).tw.
20	exp FETAL MONITORING/
21	*ULTRASONOGRAPHY, PRENATAL/
22	((f?etal or f?etus\$ or FHR) adj3 (monitor\$ or observ\$ or trac\$)).tw.
23	(cardiotocogra\$ or CTG or EFM or CFM).tw.
24	((f?etal or f?etus\$ or FHR or umbilic\$) adj3 (Doppler or ultraso\$ or sonogra\$ or echo\$)).tw.
25	FETAL HEART/
26	HEART RATE, FETAL/
27	FETAL DISTRESS/
28	or/25-27
29	exp ULTRASONOGRAPHY, DOPPLER/
30	and/28-29
31	or/5-24,30
32	exp "SENSITIVITY AND SPECIFICITY"/
33	(sensitivity or specificity).tw.
34	((pre test or pretest or post test or posttest) adj probability).tw.
35	(predictive value\$ or PPV or NPV).tw.
36	likelihood ratio\$.tw.
37	LIKELIHOOD FUNCTIONS/
38	(ROC curve\$ or AUC).tw.
39	(diagnos* adj2 (performance* or accurac* or utilit* or value* or efficien* or effectiveness)).tw.
40	gold standard.tw.
41	or/32-40
42	PREGNANCY COMPLICATIONS, INFECTIOUS/
43	CHORIOAMNIONITIS/
44	exp SEPSIS/
45	INFLAMMATION/
46	INFANT, PREMATURE, DISEASES/
47	(infect\$ or chorioamnionitis or amnionitis or funisitis or sepsis or septic\$ or inflam\$).tw.
48	or/42-47
49	di.xs.
50	(diagnos\$ or predict\$ or indicat\$ or marker? or biomarker?).tw.
51	or/49-50
52	and/31,48,51
53	and/31,41



#	Searches
54	or/52-53
55	and/4,54

Date of initial search: 20 March 2015

Date of re-run: N/A

Database: Embase

Name of search: PTLB\_PPRM\_surveillance\_HE\_embase\_200315

#	Searches
1	HEALTH ECONOMICS/
2	exp ECONOMIC EVALUATION/
3	exp HEALTH CARE COST/
4	exp FEE/
5	BUDGET/
6	FUNDING/
7	RESOURCE ALLOCATION/
8	budget*.ti,ab.
9	cost*.ti,ab.
10	(economic* or pharmaco?economic*).ti,ab.
11	(price* or pricing*).ti,ab.
12	(financ* or fee or fees or expenditure* or saving*).ti,ab.
13	(value adj2 (money or monetary)).ti,ab.
14	resourc* allocat*.ti,ab.
15	(fund or funds or funding* or funded).ti,ab.
16	(ration or rations or rationing* or rationed).ti,ab.
17	or/1-16
18	PREMATURE FETUS MEMBRANE RUPTURE/ or *MEMBRANE RUPTURE/
19	(PPROM or PROM).ti,ab.
20	((pre term or preterm or pre matur\$ or prematur\$ or pre labo?r or prelabo?r) adj3 ruptur\$ adj3 membrane?).ti,ab.
21	exp "IMMATURE AND PREMATURE LABOR"/
22	(ruptur\$ adj3 membrane?).ti,ab.
23	and/21-22
24	or/18-20,23
25	VITAL SIGN/
26	exp BODY TEMPERATURE/ or CORE TEMPERATURE/ or SKIN TEMPERATURE/
27	(temperature? or fever\$ or febril\$ or pyrex\$).ti,ab.
28	exp HEART RATE/ or PULSE RATE/
29	(heart rate? or heartrate? or heart beat? or heartbeat? or puls\$).ti,ab.
30	(cardi\$ adj3 (monitor\$ or observ\$ or rate?)).ti,ab.
31	C REACTIVE PROTEIN/
32	((c reactive or c?reactive) adj1 protein\$).mp.
33	(CRP or C RP).ti,ab.
34	BLOOD CELL COUNT/
35	exp LEUKOCYTE COUNT/
36	((white or WBC or leu#ocyt\$) adj3 (count\$ or number\$ or differential\$ or ratio\$)).ti,ab.
37	(interleukin\$ or IL 6 or IL6).mp.
38	FETUS MONITORING/
39	CARDIOTOGRAPHY/
40	FETUS ECHOGRAPHY/ or FETUS DOPPLER/
41	((f?etal or f?etus\$ or FHR) adj3 (monitor\$ or observ\$ or trac\$)).ti,ab.
42	(cardiotocogra\$ or CTG or EFM or CFM).ti,ab.
43	((f?etal or f?etus\$ or FHR or umbilic\$) adj3 (Doppler or ultraso\$ or sonogra\$ or echo\$)).ti,ab.
44	FETUS HEART/
45	FETUS HEART RATE/
46	FETUS DISTRESS/
47	or/44-46
48	DOPPLER ECHOGRAPHY/ or DOPPLER ECHOCARDIOGRAPHY/ or DOPPLER FLOWMETRY/
49	and/47-48
50	or/25-43,49
51	exp "SENSITIVITY AND SPECIFICITY"/
52	(sensitivity or specificity).ti,ab.
53	((pre test or pretest or post test or posttest) adj probability).ti,ab.
54	(predictive value\$ or PPV or NPV).ti,ab.
55	likelihood ratio\$.ti,ab.
56	STATISTICAL MODEL/

#	Searches
57	(ROC curve\$ or AUC).ti,ab.
58	*DIAGNOSTIC ACCURACY/
59	DIAGNOSTIC TEST ACCURACY STUDY/
60	(diagnos* adj2 (performance* or accurac* or utilit* or value* or efficien* or effectiveness)).ti,ab.
61	gold standard.ab.
62	or/51-61
63	exp INTRAUTERINE INFECTION/
64	exp CHORIOAMNIONITIS/
65	exp SEPSIS/
66	INFLAMMATION/
67	NEWBORN DISEASE/
68	(infect\$ or chorioamnionitis or amnionitis or funisitis or sepsis or septic\$ or inflam\$).ti,ab.
69	or/63-68
70	di.fs.
71	(diagnos\$ or predict\$ or indicat\$ or marker? or biomarker?).ti,ab.
72	or/70-71
73	and/50,69,72
74	and/50,62
75	or/73-74
76	and/24,75
77	limit 76 to english language
78	conference abstract.pt.
79	letter.pt. or LETTER/
80	note.pt.
81	editorial.pt.
82	CASE REPORT/ or CASE STUDY/
83	(letter or comment* or abstracts).ti.
84	or/78-83
85	RANDOMIZED CONTROLLED TRIAL/ or random*.ti,ab.
86	84 not 85
87	ANIMAL/ not HUMAN/
88	NONHUMAN/
89	exp ANIMAL EXPERIMENT/
90	exp EXPERIMENTAL ANIMAL/
91	ANIMAL MODEL/
92	exp RODENT/
93	(rat or rats or mouse or mice).ti.
94	or/86-93
95	77 not 94
96	and/17,95

## E.4 Antenatal prophylactic antibiotics for women with P-PROM

### E.4.1 What is the clinical effectiveness of antenatal prophylactic antibiotics given to women with diagnosed preterm pre-labour rupture of membranes to improve outcomes of preterm labour?

Date of initial search: 4 June 2013

Date of re-run: 8 March 2015

Database: Medline

Name of search: PTLB\_PPROM\_antibiotics\_RERUN3\_medline\_080315

#	Searches
1	META-ANALYSIS/
2	META-ANALYSIS AS TOPIC/
3	(meta analy* or metanaly* or metaanaly*).ti,ab.
4	((systematic* or evidence*) adj2 (review* or overview*)).ti,ab.
5	(reference list* or bibliograph* or hand search* or manual search* or relevant journals).ab.
6	(search strategy or search criteria or systematic search or study selection or data extraction).ab.
7	(search* adj4 literature).ab.
8	(medline or pubmed or cochrane or embase or psychlit or psyclit or psychinfo or psycinfo or cinahl or science citation index or bids or cancerlit).ab.
9	cochrane.jw.
10	or/1-9

#	Searches
11	randomized controlled trial.pt.
12	controlled clinical trial.pt.
13	pragmatic clinical trial.pt.
14	randomi#ed.ab.
15	placebo.ab.
16	randomly.ab.
17	CLINICAL TRIALS AS TOPIC/
18	trial.ti.
19	or/11-18
20	or/10,19
21	exp OBSTETRIC LABOR, PREMATURE/
22	exp INFANT, PREMATURE/
23	exp INFANT, LOW BIRTH WEIGHT/
24	(pre term or preterm or pre matur\$ or prematur\$ or pre#mie? or premie or premies or low birth weight? or low birthweight? or LBW? or VLBW?).ti,ab.
25	or/21-24
26	FETAL MEMBRANES, PREMATURE RUPTURE/
27	(PPROM or PROM).ti,ab.
28	((pre term or preterm or pre matur\$ or prematur\$ or pre labo?r or prelabo?r) adj3 ruptur\$ adj3 membrane?).ti,ab.
29	or/26-28
30	exp ANTI-BACTERIAL AGENTS/ or exp ANTI-INFECTIVE AGENTS/
31	ANTIBIOTIC PROPHYLAXIS/
32	(anti biotic\$ or antibiotic\$ or anti bacteri\$ or antibacteri\$ or anti biotherap\$ or antibiotherap\$ or anti mycobacteri\$ or antimycobacteri\$ or anti microb\$ or antimicrob\$ or bacteriocid\$ or bacteriostatic\$).ti,ab.
33	(prophyla\$ or chemoprophyla\$).ti,ab.
34	exp CEPHALOSPORINS/
35	exp MACROLIDES/
36	exp PENICILLINS/
37	(amikacin or amikin).mp.
38	(amox#cil?in or amix or amoram or amoxident or amoxil or galenamox or rimoxal?in).mp.
39	(ampicil?in or penbritin or rimacil?in).mp.
40	(cefazolin or cephalazolin).mp.
41	(cefuroxime or cephuroxime or zin?acef or zin?at).mp.
42	(cefalexin or cephalixin or ceporex or keflex).mp.
43	(clindam#cin or dalacin).mp.
44	(co amox#clav coamox#clav or amox? clav or amox?clav or augmentin).mp.
45	(erythrom#cin or erymax or erythrocin or erythroped or primacine or tiloryth).mp.
46	(gentam#cin or cidom#cin or gent#cin).mp.
47	(metronidazole or flagyl or metrolyl or norzol or vaginyl).mp.
48	(mezlocil?in or metzlocil?in).mp.
49	(penicil?in or benzylpenicil?in or crystapen).mp.
50	piperacil?in.mp.
51	pivampicil?in.mp.
52	(sulbactam or sultamicil?in).mp.
53	or/30-52
54	and/25,29,53
55	limit 54 to english language
56	LETTER/
57	EDITORIAL/
58	NEWS/
59	exp HISTORICAL ARTICLE/
60	ANECDOTES AS TOPIC/
61	COMMENT/
62	CASE REPORT/
63	(letter or comment* or abstracts).ti.
64	or/56-63
65	RANDOMIZED CONTROLLED TRIAL/ or random*.ti,ab.
66	64 not 65
67	ANIMALS/ not HUMANS/
68	exp ANIMALS, LABORATORY/
69	exp ANIMAL EXPERIMENTATION/
70	exp MODELS, ANIMAL/
71	exp RODENTIA/
72	(rat or rats or mouse or mice).ti.
73	or/66-72
74	55 not 73
75	and/20,74

Date of initial search: 4 June 2013

Date of re-run: 8 March 2015

Database: Medline In-Process

Name of search: PTLB\_PPROM\_antibiotics\_RERUN3\_mip\_080315

#	Searches
1	(pre term or preterm or pre matur\$ or prematur\$ or pre#mie? or premie or premies or low birth weight? or low birthweight? or LBW? or VLBW?).ti,ab.
2	(PPROM or PROM).ti,ab.
3	((pre term or preterm or pre matur\$ or prematur\$ or pre labo?r or prelabo?r) adj3 ruptur\$ adj3 membrane?).ti,ab.
4	or/2-3
5	(anti biotic\$ or antibiotic\$ or anti bacteri\$ or antibacteri\$ or anti biotherap\$ or antibiotherap\$ or anti mycobacteri\$ or antimycobacteri\$ or anti microb\$ or antimicrob\$ or bacteriocid\$ or bacteriostatic\$).ti,ab.
6	(prophyla\$ or chemoprophyla\$).ti,ab.
7	(amikacin or amikin).mp.
8	(amox#cil?in or amix or amoram or amoxidant or amoxil or galenamox or rimoxal?in).mp.
9	(ampicil?in or penbritin or rimacil?in).mp.
10	(cefazolin or cephalosporin).mp.
11	(cefuroxime or cephuroxime or zin?acef or zin?at).mp.
12	(cefalexin or cephalixin or ceporex or keflex).mp.
13	(clindam#cin or dalacin).mp.
14	(co amox#clav coamox#clav or amox? clav or amox?clav or augmentin).mp.
15	(erythrom#cin or erymax or erythrocin or erythroped or primacine or tiloryth).mp.
16	(gentam#cin or cidom#cin or gent#cin).mp.
17	(metronidazole or flagyl or metrolyl or norzol or vaginyl).mp.
18	(mezlocil?in or metzlocil?in).mp.
19	(penicil?in or benzympenicil?in or crystapen).mp.
20	piperacil?in.mp.
21	pivampicil?in.mp.
22	(sulbactam or sultamicil?in).mp.
23	or/5-22
24	and/1,4,23

Date of initial search: 4 June 2013

Date of re-run: 8 March 2015

Database: Cochrane Central Register of Controlled Trials

Name of search: PTLB\_PPROM\_antibiotics\_RERUN3\_cctr\_080315

#	Searches
1	exp OBSTETRIC LABOR, PREMATURE/
2	exp INFANT, PREMATURE/
3	exp INFANT, LOW BIRTH WEIGHT/
4	(pre term or preterm or pre matur\$ or prematur\$ or pre#mie? or premie or premies or low birth weight? or low birthweight? or LBW? or VLBW?).ti,ab.
5	or/1-4
6	FETAL MEMBRANES, PREMATURE RUPTURE/
7	(PPROM or PROM).ti,ab.
8	((pre term or preterm or pre matur\$ or prematur\$ or pre labo?r or prelabo?r) adj3 ruptur\$ adj3 membrane?).ti,ab.
9	or/6-8
10	exp ANTI-BACTERIAL AGENTS/ or exp ANTI-INFECTIVE AGENTS/
11	ANTIBIOTIC PROPHYLAXIS/
12	(anti biotic\$ or antibiotic\$ or anti bacteri\$ or antibacteri\$ or anti biotherap\$ or antibiotherap\$ or anti mycobacteri\$ or antimycobacteri\$ or anti microb\$ or antimicrob\$ or bacteriocid\$ or bacteriostatic\$).ti,ab.
13	(prophyla\$ or chemoprophyla\$).ti,ab.
14	exp CEPHALOSPORINS/
15	exp MACROLIDES/
16	exp PENICILLINS/
17	(amikacin or amikin).mp.
18	(amox#cil?in or amix or amoram or amoxidant or amoxil or galenamox or rimoxal?in).mp.
19	(ampicil?in or penbritin or rimacil?in).mp.
20	(cefazolin or cephalosporin).mp.
21	(cefuroxime or cephuroxime or zin?acef or zin?at).mp.
22	(cefalexin or cephalixin or ceporex or keflex).mp.
23	(clindam#cin or dalacin).mp.

#	Searches
24	(co amox#clav coamox#clav or amox? clav or amox?clav or augmentin).mp.
25	(erythrom#cin or erymax or erythrocin or erythroped or primacine or tiloryth).mp.
26	(gentam#cin or cidom#cin or gent#cin).mp.
27	(metronidazole or flagyl or metrolyl or norzol or vaginyl).mp.
28	(mezlocil?in or metzlocil?in).mp.
29	(penicil?in or benzympenicil?in or crystapen).mp.
30	piperacil?in.mp.
31	pivampicil?in.mp.
32	(sulbactam or sultamicil?in).mp.
33	or/10-32
34	and/5,9,33

Date of initial search: 4 June 2013

Date of re-run: 8 March 2015

Database: Cochrane Database of Systematic Reviews, Database of Abstracts of Reviews of Effects

Name of search: PTLB\_PPRM\_antibiotics\_RERUN3\_cdsrdare\_080315

#	Searches
1	OBSTETRIC LABOR, PREMATURE.kw.
2	INFANT, PREMATURE.kw.
3	INFANT, LOW BIRTH WEIGHT.kw.
4	(pre term or preterm or pre matur\$ or prematur\$ or pre#mie? or premie or premies or low birth weight? or low birthweight? or LBW? or VLBW?).tw,tx,kw.
5	or/1-4
6	FETAL MEMBRANES, PREMATURE RUPTURE.kw.
7	(PPROM or PROM).tw,tx.
8	((pre term or preterm or pre matur\$ or prematur\$ or pre labo?r or prelabo?r) adj3 ruptur\$ adj3 membrane?).tw,tx,kw.
9	or/6-8
10	(ANTI-BACTERIAL AGENTS or ANTI-INFECTIVE AGENTS).kw.
11	ANTIBIOTIC PROPHYLAXIS.kw.
12	(anti biotic\$ or antibiotic\$ or anti bacteri\$ or antibacteri\$ or anti biotherap\$ or antibiotherap\$ or anti mycobacteri\$ or antimycobacteri\$ or anti microb\$ or antimicrob\$ or bacteriocid\$ or bacteriostatic\$).tw,tx,kw.
13	(prophyla\$ or chemoprophyla\$).tw,tx,kw.
14	CEPHALOSPORINS.kw.
15	MACROLIDES.kw.
16	PENICILLINS.kw.
17	(amikacin or amikin).tw,tx,kw.
18	(amox#cil?in or amix or amoram or amoxidant or amoxil or galenamox or rimoxal?in).tw,tx,kw.
19	(ampicil?in or penbritin or rimacil?in).tw,tx,kw.
20	(cefazolin or cephalazolin).tw,tx,kw.
21	(cefuroxime or cephiroxime or zin?acef or zin?at).tw,tx,kw.
22	(cefalexin or cephalixin or ceporex or keflex).tw,tx,kw.
23	(clindam#cin or dalacin).tw,tx,kw.
24	(co amox#clav coamox#clav or amox? clav or amox?clav or augmentin).tw,tx,kw.
25	(erythrom#cin or erymax or erythrocin or erythroped or primacine or tiloryth).tw,tx,kw.
26	(gentam#cin or cidom#cin or gent#cin).tw,tx,kw.
27	(metronidazole or flagyl or metrolyl or norzol or vaginyl).tw,tx,kw.
28	(mezlocil?in or metzlocil?in).tw,tx,kw.
29	(penicil?in or benzympenicil?in or crystapen).tw,tx,kw.
30	piperacil?in.tw,tx,kw.
31	pivampicil?in.tw,tx,kw.
32	(sulbactam or sultamicil?in).tw,tx,kw.
33	or/10-32
34	and/5,9,33

Date of initial search: 4 June 2013

Date of re-run: 8 March 2015

Database: Health Technology Assessment

Name of search: PTLB\_PPROM\_antibiotics\_RERUN3\_hta\_080315

#	Searches
1	exp OBSTETRIC LABOR, PREMATURE/
2	exp INFANT, PREMATURE/
3	exp INFANT, LOW BIRTH WEIGHT/
4	(pre term or preterm or pre matur\$ or prematur\$ or pre#mie? or premie or premies or low birth weight? or low birthweight? or LBW? or VLBW?).tw.
5	or/1-4
6	FETAL MEMBRANES, PREMATURE RUPTURE/
7	(PPROM or PROM).tw.
8	((pre term or preterm or pre matur\$ or prematur\$ or pre labo?r or prelabo?r) adj3 ruptur\$ adj3 membrane?).tw.
9	or/6-8
10	exp ANTI-BACTERIAL AGENTS/ or exp ANTI-INFECTIVE AGENTS/
11	ANTIBIOTIC PROPHYLAXIS/
12	(anti biotic\$ or antibiotic\$ or anti bacteri\$ or antibacteri\$ or anti biotherap\$ or antibiotherap\$ or anti mycobacteri\$ or antimycobacteri\$ or anti microb\$ or antimicrob\$ or bacteriocid\$ or bacteriostatic\$).tw.
13	(prophyla\$ or chemoprophyla\$).tw.
14	exp CEPHALOSPORINS/
15	exp MACROLIDES/
16	exp PENICILLINS/
17	(amikacin or amikin).tw,hw.
18	(amox#cil?in or amix or amoram or amoxident or amoxil or galenamox or rimoxal?in).tw,hw.
19	(ampicil?in or penbritin or rimacil?in).tw,hw.
20	(cefazolin or cephalazolin).tw,hw.
21	(cefuroxime or cephaluroxime or zin?acef or zin?at).tw,hw.
22	(cefalexin or cephalixin or ceporex or keflex).tw,hw.
23	(clindam#cin or dalacin).tw,hw.
24	(co amox#clav coamox#clav or amox? clav or amox?clav or augmentin).tw,hw.
25	(erythrom#cin or erymax or erythrocin or erythroped or primacine or tiloryth).tw,hw.
26	(gentam#cin or cidom#cin or gent#cin).tw,hw.
27	(metronidazole or flagyl or metrolyl or norzol or vaginyl).tw,hw.
28	(mezlocil?in or metzlocil?in).tw,hw.
29	(penicil?in or benzympenicil?in or crystapen).tw,hw.
30	piperacil?in.tw,hw.
31	pivampicil?in.tw,hw.
32	(sulbactam or sultamicil?in).tw,hw.
33	or/10-32
34	and/5,9,33

Date of initial search: 4 June 2013

Date of re-run: 8 March 2015

Database: Health Technology Assessment

Name of search: PTLB\_PPROM\_antibiotics\_RERUN3\_embase\_080315

#	Searches
1	SYSTEMATIC REVIEW/
2	META-ANALYSIS/
3	(meta analy* or metanaly* or metaanaly*).ti,ab.
4	((systematic or evidence) adj2 (review* or overview*)).ti,ab.
5	(reference list* or bibliograph* or hand search* or manual search* or relevant journals).ab.
6	(search strategy or search criteria or systematic search or study selection or data extraction).ab.
7	(search* adj4 literature).ab.
8	(medline or pubmed or cochrane or embase or psychlit or psyclit or psychinfo or psycinfo or cinahl or science citation index or bids or cancerlit).ab.
9	((pool* or combined) adj2 (data or trials or studies or results)).ab.
10	cochrane.jw.
11	or/1-10
12	random*.ti,ab.
13	factorial*.ti,ab.
14	(crossover* or cross over*).ti,ab.
15	((doubl* or singl*) adj blind*).ti,ab.
16	(assign* or allocat* or volunteer* or placebo*).ti,ab.
17	CROSSOVER PROCEDURE/
18	SINGLE BLIND PROCEDURE/
19	RANDOMIZED CONTROLLED TRIAL/
20	DOUBLE BLIND PROCEDURE/

#	Searches
21	or/12-20
22	or/11,21
23	exp "IMMATURE AND PREMATURE LABOR"/
24	exp LOW BIRTH WEIGHT/
25	(pre term or preterm or pre matur\$ or prematur\$ or pre#mie? or premie or premies or low birth weight? or low birthweight? or LBW? or VLBW?).ti,ab.
26	or/23-25
27	PREMATURE FETUS MEMBRANE RUPTURE/
28	(PPROM or PROM).ti,ab.
29	((pre term or preterm or pre matur\$ or prematur\$ or pre labo?r or prelabo?r) adj3 ruptur\$ adj3 membrane?).ti,ab.
30	or/27-29
31	exp ANTIBIOTIC AGENT/ or exp ANTIINFECTIVE AGENT/
32	ANTIBIOTIC PROPHYLAXIS/
33	(anti biotic\$ or antibiotic\$ or anti bacteri\$ or antibacteri\$ or anti biotherap\$ or antibiotherap\$ or anti mycobacteri\$ or antimycobacteri\$ or anti microb\$ or antimicrob\$ or bacteriocid\$ or bacteriostatic\$).ti,ab.
34	(prophyla\$ or chemoprophyla\$).ti,ab.
35	exp CEPHALOSPORIN DERIVATIVE/
36	exp MACROLIDE/
37	exp PENICILLIN DERIVATIVE/
38	(amikacin or amikin).mp.
39	(amox#cil?in or amix or amoram or amoxident or amoxil or galenamox or rimoxal?in).mp.
40	(ampicil?in or penbritin or rimacil?in).mp.
41	(cefazolin or cephalozin).mp.
42	(cefuroxime or cephuroxime or zin?acef or zin?at).mp.
43	(cefalexin or cephalixin or ceporex or keflex).mp.
44	(clindam#cin or dalacin).mp.
45	(co amox#clav coamox#clav or amox? clav or amox?clav or augmentin).mp.
46	(erythrom#cin or erymax or erythrocin or erythroped or primacine or tiloryth).mp.
47	(gentam#cin or cidom#cin or gent#cin).mp.
48	(metronidazole or flagyl or metrolyl or norzol or vaginyl).mp.
49	(mezlocil?in or metzlocil?in).mp.
50	(penicil?in or benzylpenicil?in or crystapen).mp.
51	piperacil?in.mp.
52	pivampicil?in.mp.
53	(sulbactam or sultamicil?in).mp.
54	or/31-53
55	and/26,30,54
56	limit 55 to english language
57	conference abstract.pt.
58	letter.pt. or LETTER/
59	note.pt.
60	editorial.pt.
61	CASE REPORT/ or CASE STUDY/
62	(letter or comment* or abstracts).ti.
63	or/57-62
64	RANDOMIZED CONTROLLED TRIAL/ or random*.ti,ab.
65	63 not 64
66	ANIMAL/ not HUMAN/
67	NONHUMAN/
68	exp ANIMAL EXPERIMENT/
69	exp EXPERIMENTAL ANIMAL/
70	ANIMAL MODEL/
71	exp RODENT/
72	(rat or rats or mouse or mice).ti.
73	or/65-72
74	56 not 73
75	and/22,74

#### E.4.1.1 Health economics search

Date of initial search: 18 March 2015

Date of re-run: N/A

Database: Medline

Name of search: PTLB\_PPROM\_antibiotics\_HE\_medline\_080315

#	Searches
1	ECONOMICS/
2	VALUE OF LIFE/
3	exp "COSTS AND COST ANALYSIS"/
4	exp ECONOMICS, HOSPITAL/
5	exp ECONOMICS, MEDICAL/
6	exp RESOURCE ALLOCATION/
7	ECONOMICS, NURSING/
8	ECONOMICS, PHARMACEUTICAL/
9	exp "FEES AND CHARGES"/
10	exp BUDGETS/
11	budget*.ti,ab.
12	cost*.ti,ab.
13	(economic* or pharmaco?economic*).ti,ab.
14	(price* or pricing*).ti,ab.
15	(financ* or fee or fees or expenditure* or saving*).ti,ab.
16	(value adj2 (money or monetary)).ti,ab.
17	resourc* allocat*.ti,ab.
18	(fund or funds or funding* or funded).ti,ab.
19	(ration or rations or rationing* or rationed).ti,ab.
20	ec.fs.
21	or/1-20
22	exp OBSTETRIC LABOR, PREMATURE/
23	exp INFANT, PREMATURE/
24	exp INFANT, LOW BIRTH WEIGHT/
25	(pre term or preterm or pre matur\$ or prematur\$ or pre#mie? or premie or premies or low birth weight? or low birthweight? or LBW? or VLBW?).ti,ab.
26	or/22-25
27	FETAL MEMBRANES, PREMATURE RUPTURE/
28	(PPROM or PROM).ti,ab.
29	((pre term or preterm or pre matur\$ or prematur\$ or pre labo?r or prelabo?r) adj3 ruptur\$ adj3 membrane?).ti,ab.
30	or/27-29
31	exp ANTI-BACTERIAL AGENTS/ or exp ANTI-INFECTIVE AGENTS/
32	ANTIBIOTIC PROPHYLAXIS/
33	(anti biotic\$ or antibiotic\$ or anti bacteri\$ or antibacteri\$ or anti biotherap\$ or antibiotherap\$ or anti mycobacteri\$ or antimycobacteri\$ or anti microb\$ or antimicrob\$ or bacteriocid\$ or bacteriostatic\$).ti,ab.
34	(prophyla\$ or chemoprophyla\$).ti,ab.
35	exp CEPHALOSPORINS/
36	exp MACROLIDES/
37	exp PENICILLINS/
38	(amikacin or amikin).mp.
39	(amox#cil?in or amix or amoram or amoxident or amoxil or galenamox or rimoxal?in).mp.
40	(ampicil?in or penbritin or rimacil?in).mp.
41	(cefazolin or cephalazolin).mp.
42	(cefuroxime or cephuroxime or zin?acef or zin?at).mp.
43	(cefalexin or cephalixin or ceporex or keflex).mp.
44	(clindam#cin or dalacin).mp.
45	(co amox#clav coamox#clav or amox? clav or amox?clav or augmentin).mp.
46	(erythrom#cin or erymax or erythrocin or erythroped or primacine or tilorlyth).mp.
47	(gentam#cin or cidom#cin or gent#cin).mp.
48	(metronidazole or flagyl or metrolyl or norzol or vaginyl).mp.
49	(mezlocil?in or metzlocil?in).mp.
50	(penicil?in or benzympenicil?in or crystapen).mp.
51	piperacil?in.mp.
52	pivampicil?in.mp.
53	(sulbactam or sultamicil?in).mp.
54	or/31-53
55	and/26,30,54
56	limit 55 to english language
57	LETTER/
58	EDITORIAL/
59	NEWS/
60	exp HISTORICAL ARTICLE/
61	ANECDOTES AS TOPIC/
62	COMMENT/
63	CASE REPORT/
64	(letter or comment* or abstracts).ti.
65	or/57-64
66	RANDOMIZED CONTROLLED TRIAL/ or random*.ti,ab.
67	65 not 66
68	ANIMALS/ not HUMANS/



#	Searches
69	exp ANIMALS, LABORATORY/
70	exp ANIMAL EXPERIMENTATION/
71	exp MODELS, ANIMAL/
72	exp RODENTIA/
73	(rat or rats or mouse or mice).ti.
74	or/67-73
75	56 not 74
76	and/21,75

Date of initial search: 18 March 2015

Date of re-run: N/A

Database: Cochrane Central Register of Controlled Trials

Name of search: PTLB\_PPROM\_antibiotics\_HE\_ctr\_180315

#	Searches
1	ECONOMICS/
2	VALUE OF LIFE/
3	exp "COSTS AND COST ANALYSIS"/
4	exp ECONOMICS, HOSPITAL/
5	exp ECONOMICS, MEDICAL/
6	exp RESOURCE ALLOCATION/
7	ECONOMICS, NURSING/
8	ECONOMICS, PHARMACEUTICAL/
9	exp "FEES AND CHARGES"/
10	exp BUDGETS/
11	budget*.ti,ab.
12	cost*.ti,ab.
13	(economic* or pharmaco?economic*).ti,ab.
14	(price* or pricing*).ti,ab.
15	(financ* or fee or fees or expenditure* or saving*).ti,ab.
16	(value adj2 (money or monetary)).ti,ab.
17	resourc* allocat*.ti,ab.
18	(fund or funds or funding* or funded).ti,ab.
19	(ration or rations or rationing* or rationed).ti,ab.
20	ec.fs.
21	or/1-20
22	exp OBSTETRIC LABOR, PREMATURE/
23	exp INFANT, PREMATURE/
24	exp INFANT, LOW BIRTH WEIGHT/
25	(pre term or preterm or pre matur\$ or prematur\$ or pre#mie? or premie or premies or low birth weight? or low birthweight? or LBW? or VLBW?).ti,ab.
26	or/22-25
27	FETAL MEMBRANES, PREMATURE RUPTURE/
28	(PPROM or PROM).ti,ab.
29	((pre term or preterm or pre matur\$ or prematur\$ or pre labo?r or prelabo?r) adj3 ruptur\$ adj3 membrane?).ti,ab.
30	or/27-29
31	exp ANTI-BACTERIAL AGENTS/ or exp ANTI-INFECTIVE AGENTS/
32	ANTIBIOTIC PROPHYLAXIS/
33	(anti biotic\$ or antibiotic\$ or anti bacteri\$ or antibacteri\$ or anti biotherap\$ or antibiotherap\$ or anti mycobacteri\$ or antimycobacteri\$ or anti microb\$ or antimicrob\$ or bacteriocid\$ or bacteriostatic\$).ti,ab.
34	(prophyla\$ or chemoprophyla\$).ti,ab.
35	exp CEPHALOSPORINS/
36	exp MACROLIDES/
37	exp PENICILLINS/
38	(amikacin or amikin).mp.
39	(amox#cil?in or amix or amoram or amoxident or amoxil or galenamox or rimoxal?in).mp.
40	(ampicil?in or penbritin or rimacil?in).mp.
41	(cefazolin or cephazolin).mp.
42	(cefuroxime or cephiroxime or zin?acef or zin?at).mp.
43	(cefalexin or cephalixin or ceporex or keflex).mp.
44	(clindam#cin or dalacin).mp.
45	(co amox#clav coamox#clav or amox? clav or amox?clav or augmentin).mp.
46	(erythrom#cin or erymax or erythrocin or erythroped or primacine or tiloryth).mp.
47	(gentam#cin or cidom#cin or gent#cin).mp.
48	(metronidazole or flagyl or metrolyl or norzol or vaginyl).mp.

#	Searches
49	(mezlocil?in or metzlocil?in).mp.
50	(penicil?in or benzympenicil?in or crystapen).mp.
51	piperacil?in.mp.
52	pivampicil?in.mp.
53	(sulbactam or sultamicil?in).mp.
54	or/31-53
55	and/26,30,54
56	and/21,55

Date of initial search: 18 March 2015

Date of re-run: N/A

Database: Health Technology Assessment

Name of search: PTLB\_PPRM\_antibiotics\_HE\_hta\_180315

#	Searches
1	exp OBSTETRIC LABOR, PREMATURE/
2	exp INFANT, PREMATURE/
3	exp INFANT, LOW BIRTH WEIGHT/
4	(pre term or preterm or pre matur\$ or prematur\$ or pre#mie? or premie or premies or low birth weight? or low birthweight? or LBW? or VLBW?).tw.
5	or/1-4
6	FETAL MEMBRANES, PREMATURE RUPTURE/
7	(PPROM or PROM).tw.
8	((pre term or preterm or pre matur\$ or prematur\$ or pre labo?r or prelabo?r) adj3 ruptur\$ adj3 membrane?).tw.
9	or/6-8
10	exp ANTI-BACTERIAL AGENTS/ or exp ANTI-INFECTIVE AGENTS/
11	ANTIBIOTIC PROPHYLAXIS/
12	(anti biotic\$ or antibiotic\$ or anti bacteri\$ or antibacteri\$ or anti biotherap\$ or antibiotherap\$ or anti mycobacteri\$ or antimycobacteri\$ or anti microb\$ or antimicrob\$ or bacteriocid\$ or bacteriostatic\$).tw.
13	(prophyla\$ or chemoprophyla\$).tw.
14	exp CEPHALOSPORINS/
15	exp MACROLIDES/
16	exp PENICILLINS/
17	(amikacin or amikin).tw,hw.
18	(amox#cil?in or amix or amoram or amoxident or amoxil or galenamox or rimoxal?in).tw,hw.
19	(ampicil?in or penbritin or rimacil?in).tw,hw.
20	(cefazolin or cephalazolin).tw,hw.
21	(cefuroxime or cephuroxime or zin?acef or zin?at).tw,hw.
22	(cefalexin or cephalixin or ceporex or keflex).tw,hw.
23	(clindam#cin or dalacin).tw,hw.
24	(co amox#clav coamox#clav or amox? clav or amox?clav or augmentin).tw,hw.
25	(erythrom#cin or erymax or erythrocin or erythroped or primacine or tiloryth).tw,hw.
26	(gentam#cin or cidom#cin or gent#cin).tw,hw.
27	(metronidazole or flagyl or metrolyl or norzol or vaginyl).tw,hw.
28	(mezlocil?in or metzlocil?in).tw,hw.
29	(penicil?in or benzympenicil?in or crystapen).tw,hw.
30	piperacil?in.tw,hw.
31	pivampicil?in.tw,hw.
32	(sulbactam or sultamicil?in).tw,hw.
33	or/10-32
34	and/5,9,33

Date of initial search: 18 March 2015

Date of re-run: N/A

Database: NHS Economic Evaluation Database

Name of search: PTLB\_PPRM\_antibiotics\_HE\_nhseed\_180315

#	Searches
1	exp OBSTETRIC LABOR, PREMATURE/
2	exp INFANT, PREMATURE/

#	Searches
3	exp INFANT, LOW BIRTH WEIGHT/
4	(pre term or preterm or pre matur\$ or prematur\$ or pre#mie? or premie or premies or low birth weight? or low birthweight? or LBW? or VLBW?).tw.
5	or/1-4
6	FETAL MEMBRANES, PREMATURE RUPTURE/
7	(PPROM or PROM).tw.
8	((pre term or preterm or pre matur\$ or prematur\$ or pre labo?r or prelabo?r) adj3 ruptur\$ adj3 membrane?).tw.
9	or/6-8
10	exp ANTI-BACTERIAL AGENTS/ or exp ANTI-INFECTIVE AGENTS/
11	ANTIBIOTIC PROPHYLAXIS/
12	(anti biotic\$ or antibiotic\$ or anti bacteri\$ or antibacteri\$ or anti biotherap\$ or antibiotherap\$ or anti mycobacteri\$ or antimycobacteri\$ or anti microb\$ or antimicrob\$ or bacteriocid\$ or bacteriostatic\$).tw.
13	(prophyla\$ or chemoprophyla\$).tw.
14	exp CEPHALOSPORINS/
15	exp MACROLIDES/
16	exp PENICILLINS/
17	(amikacin or amikin).tw,hw.
18	(amox#cil?in or amix or amoram or amoxidant or amoxil or galenamox or rimoxal?in).tw,hw.
19	(ampicil?in or penbritin or rimacil?in).tw,hw.
20	(cefazolin or cephalazolin).tw,hw.
21	(cefuroxime or cephuroxime or zin?acef or zin?at).tw,hw.
22	(cefalexin or cephalixin or ceporex or keflex).tw,hw.
23	(clindam#cin or dalacin).tw,hw.
24	(co amox#clav coamox#clav or amox? clav or amox?clav or augmentin).tw,hw.
25	(erythrom#cin or erymax or erythrocine or erythropep or primacine or tilorith).tw,hw.
26	(gentam#cin or cidom#cin or gent#cin).tw,hw.
27	(metronidazole or flagyl or metrolyl or norzol or vaginyl).tw,hw.
28	(mezlocil?in or metzlocil?in).tw,hw.
29	(penicil?in or benzylpenicil?in or crystapen).tw,hw.
30	piperacil?in.tw,hw.
31	pivampicil?in.tw,hw.
32	(sulbactam or sultamicil?in).tw,hw.
33	or/10-32
34	and/5,9,33

Date of initial search: 18 March 2015

Date of re-run: N/A

Database: Embase

Name of search: PTLB\_PPROM\_antibiotics\_HE\_embase\_180315

#	Searches
1	HEALTH ECONOMICS/
2	exp ECONOMIC EVALUATION/
3	exp HEALTH CARE COST/
4	exp FEE/
5	BUDGET/
6	FUNDING/
7	RESOURCE ALLOCATION/
8	budget*.ti,ab.
9	cost*.ti,ab.
10	(economic* or pharmaco?economic*).ti,ab.
11	(price* or pricing*).ti,ab.
12	(financ* or fee or fees or expenditure* or saving*).ti,ab.
13	(value adj2 (money or monetary)).ti,ab.
14	resourc* allocat*.ti,ab.
15	(fund or funds or funding* or funded).ti,ab.
16	(ration or rations or rationing* or rationed).ti,ab.
17	or/1-16
18	exp "IMMATURE AND PREMATURE LABOR"/
19	exp LOW BIRTH WEIGHT/
20	(pre term or preterm or pre matur\$ or prematur\$ or pre#mie? or premie or premies or low birth weight? or low birthweight? or LBW? or VLBW?).ti,ab.
21	or/18-20
22	PREMATURE FETUS MEMBRANE RUPTURE/
23	(PPROM or PROM).ti,ab.

#	Searches
24	((pre term or preterm or pre matur\$ or prematur\$ or pre labo?r or prelabo?r) adj3 ruptur\$ adj3 membrane?).ti,ab.
25	or/22-24
26	exp ANTIBIOTIC AGENT/ or exp ANTIINFECTIVE AGENT/
27	ANTIBIOTIC PROPHYLAXIS/
28	(anti biotic\$ or antibiotic\$ or anti bacteri\$ or antibacteri\$ or anti biotherap\$ or antibiotherap\$ or anti mycobacteri\$ or antimycobacteri\$ or anti microb\$ or antimicrob\$ or bacteriocid\$ or bacteriostatic\$).ti,ab.
29	(prophyla\$ or chemoprophyla\$).ti,ab.
30	exp CEPHALOSPORIN DERIVATIVE/
31	exp MACROLIDE/
32	exp PENICILLIN DERIVATIVE/
33	(amikacin or amikin).mp.
34	(amox#cil?in or amix or amoram or amoxidant or amoxil or galenamox or rimoxal?in).mp.
35	(ampicil?in or penbritin or rimacil?in).mp.
36	(cefazolin or cephalosin).mp.
37	(cefuroxime or cephuroxime or zin?acef or zin?at).mp.
38	(cefalexin or cephalixin or ceporex or keflex).mp.
39	(clindam#cin or dalacin).mp.
40	(co amox#clav coamox#clav or amox? clav or amox?clav or augmentin).mp.
41	(erythrom#cin or erymax or erythrocin or erythroped or primacine or tiloryth).mp.
42	(gentam#cin or cidom#cin or gent#cin).mp.
43	(metronidazole or flagyl or metrolyl or norzol or vaginyl).mp.
44	(mezlocil?in or metzlocil?in).mp.
45	(penicil?in or benzympenicil?in or crystapen).mp.
46	piperacil?in).mp.
47	pivampicil?in).mp.
48	(sulbactam or sultamicil?in).mp.
49	or/26-48
50	and/21,25,49
51	limit 50 to english language
52	conference abstract.pt.
53	letter.pt. or LETTER/
54	note.pt.
55	editorial.pt.
56	CASE REPORT/ or CASE STUDY/
57	(letter or comment* or abstracts).ti.
58	or/52-57
59	RANDOMIZED CONTROLLED TRIAL/ or random*.ti,ab.
60	58 not 59
61	ANIMAL/ not HUMAN/
62	NONHUMAN/
63	exp ANIMAL EXPERIMENT/
64	exp EXPERIMENTAL ANIMAL/
65	ANIMAL MODEL/
66	exp RODENT/
67	(rat or rats or mouse or mice).ti.
68	or/60-67
69	51 not 68
70	and/17,69

## E.5 Identifying infection in women with P-PROM

### E.5.1 What is the diagnostic value of temperature, pulse, white cell count, C-reactive protein and cardiotocography (CTG) to identify infection in women with preterm pre-labour rupture of membranes (P-PROM)?

Date of initial search: 9 July 2013

Date of re-run: 7 March 2015

Database: Medline

Name of search: PTLB\_PPROM\_surveillance\_RERUN3\_medline\_070315

#	Searches
1	FETAL MEMBRANES, PREMATURE RUPTURE/
2	(PPROM or PROM).ti,ab.
3	((pre term or preterm or pre matur\$ or prematur\$ or pre labo?r or prelabo?) adj3 ruptur\$ adj3 membrane?).ti,ab.
4	exp OBSTETRIC LABOR, PREMATURE/
5	(ruptur\$ adj3 membrane?).ti,ab.
6	and/4-5
7	or/1-3,6
8	VITAL SIGNS/
9	exp BODY TEMPERATURE/
10	(temperature? or fever\$ or febril\$ or pyrex\$).ti,ab.
11	exp HEART RATE/
12	PULSE/
13	(heart rate? or heartrate? or heart beat? or heartbeat? or puls\$).ti,ab.
14	(cardi\$ adj3 (monitor\$ or observ\$ or rate?)).ti,ab.
15	C-REACTIVE PROTEIN/
16	((c reactive or c?reactive) adj1 protein\$.mp.
17	(CRP or C RP).ti,ab.
18	BLOOD CELL COUNT/
19	exp LEUKOCYTE COUNT/
20	((white or WBC or leu#ocyt\$) adj3 (count\$ or number\$ or differential\$ or ratio\$)).ti,ab.
21	INTERLEUKIN-6/
22	(interleukin\$ or IL 6 or IL6).mp.
23	exp FETAL MONITORING/
24	*ULTRASONOGRAPHY, PRENATAL/
25	((f?etal or f?etus\$ or FHR) adj3 (monitor\$ or observ\$ or trac\$)).ti,ab.
26	(cardiotocogra\$ or CTG or EFM or CFM).ti,ab.
27	((f?etal or f?etus\$ or FHR or umbilic\$) adj3 (Doppler or ultraso\$ or sonogra\$ or echo\$)).ti,ab.
28	FETAL HEART/
29	HEART RATE, FETAL/
30	FETAL DISTRESS/
31	or/28-30
32	exp ULTRASONOGRAPHY, DOPPLER/
33	and/31-32
34	or/8-27,33
35	exp "SENSITIVITY AND SPECIFICITY"/
36	(sensitivity or specificity).ti,ab.
37	((pre test or pretest or post test or posttest) adj probability).ti,ab.
38	(predictive value\$ or PPV or NPV).ti,ab.
39	likelihood ratio\$.ti,ab.
40	LIKELIHOOD FUNCTIONS/
41	(ROC curve\$ or AUC).ti,ab.
42	(diagnos* adj2 (performance* or accurac* or utilit* or value* or efficien* or effectiveness)).ti,ab.
43	gold standard.ab.
44	or/35-43
45	PREGNANCY COMPLICATIONS, INFECTIOUS/
46	CHORIOAMNIONITIS/
47	exp SEPSIS/
48	INFLAMMATION/
49	INFANT, PREMATURE, DISEASES/
50	(infect\$ or chorioamnionitis or amnionitis or funisitis or sepsis or septic\$ or inflam\$).ti,ab.
51	or/45-50
52	di.xs.
53	(diagnos\$ or predict\$ or indicat\$ or marker? or biomarker?).ti,ab.
54	or/52-53
55	and/34,51,54
56	and/34,44
57	or/55-56
58	and/7,57
59	limit 58 to english language
60	LETTER/
61	EDITORIAL/
62	NEWS/
63	exp HISTORICAL ARTICLE/
64	ANECDOTES AS TOPIC/
65	COMMENT/
66	CASE REPORT/
67	(letter or comment* or abstracts).ti.
68	or/60-67
69	RANDOMIZED CONTROLLED TRIAL/ or random*.ti,ab.

#	Searches
70	68 not 69
71	ANIMALS/ not HUMANS/
72	exp ANIMALS, LABORATORY/
73	exp ANIMAL EXPERIMENTATION/
74	exp MODELS, ANIMAL/
75	exp RODENTIA/
76	(rat or rats or mouse or mice).ti.
77	or/70-76
78	59 not 77

Date of initial search: 9 July 2013

Date of re-run: 7 March 2015

Database: Medline In-Process

Name of search: PTLB\_PPROM\_surveillance\_RERUN3\_mip\_070315

#	Searches
1	(PPROM or PROM).ti,ab.
2	(ruptur\$ adj3 membrane?).ti,ab.
3	or/1-2
4	(temperature? or fever\$ or febril\$ or pyrex\$).ti,ab.
5	(heart rate? or heartrate? or heart beat? or heartbeat? or puls\$).ti,ab.
6	(cardi\$ adj3 (monitor\$ or observ\$ or rate?)).ti,ab.
7	((c reactive or c?reactive) adj1 protein\$.mp.
8	(CRP or C RP).ti,ab.
9	((white or WBC or leu#ocyt\$) adj3 (count\$ or number\$ or differential\$ or ratio\$)).ti,ab.
10	(interleukin\$ or IL 6 or IL6).mp.
11	((f?etal or f?etus\$ or FHR) adj3 (monitor\$ or observ\$ or trac\$)).ti,ab.
12	(cardiotocogra\$ or CTG or EFM or CFM).ti,ab.
13	((f?etal or f?etus\$ or FHR or umbilic\$) adj3 (Doppler or ultraso\$ or sonogra\$ or echo\$)).ti,ab.
14	or/4-13
15	(sensitivity or specificity).ti,ab.
16	((pre test or pretest or post test or posttest) adj probability).ti,ab.
17	(predictive value\$ or PPV or NPV).ti,ab.
18	likelihood ratio\$.ti,ab.
19	(ROC curve\$ or AUC).ti,ab.
20	(diagnos* adj2 (performance* or accurac* or utilit* or value* or efficien* or effectiveness)).ti,ab.
21	gold standard.ab.
22	or/15-21
23	(infect\$ or chorioamnionitis or amnionitis or funisitis or sepsis or septic\$ or inflam\$).ti,ab.
24	(diagnos\$ or predict\$ or indicat\$ or marker? or biomarker?).ti,ab.
25	and/14,23-24
26	and/14,22
27	or/25-26
28	and/3,27

Date of initial search: 9 July 2013

Date of re-run: 7 March 2015

Database: Cochrane Central Register of Controlled Trials

Name of search: PTLB\_PPROM\_surveillance\_RERUN3\_ctr\_070315

#	Searches
1	FETAL MEMBRANES, PREMATURE RUPTURE/
2	(PPROM or PROM).ti,ab.
3	((pre term or preterm or pre matur\$ or prematur\$ or pre labo?r or prelabo?r) adj3 ruptur\$ adj3 membrane?).ti,ab.
4	exp OBSTETRIC LABOR, PREMATURE/
5	(ruptur\$ adj3 membrane?).ti,ab.
6	and/4-5
7	or/1-3,6
8	VITAL SIGNS/
9	exp BODY TEMPERATURE/

#	Searches
10	(temperature? or fever\$ or febril\$ or pyrex\$).ti,ab.
11	exp HEART RATE/
12	PULSE/
13	(heart rate? or heartrate? or heart beat? or heartbeat? or puls\$).ti,ab.
14	(cardi\$ adj3 (monitor\$ or observ\$ or rate?)).ti,ab.
15	C-REACTIVE PROTEIN/
16	((c reactive or c?reactive) adj1 protein\$).mp.
17	(CRP or C RP).ti,ab.
18	BLOOD CELL COUNT/
19	exp LEUKOCYTE COUNT/
20	((white or WBC or leu#ocyt\$) adj3 (count\$ or number\$ or differential\$ or ratio\$)).ti,ab.
21	INTERLEUKIN-6/
22	(interleukin\$ or IL 6 or IL6).mp.
23	exp FETAL MONITORING/
24	*ULTRASONOGRAPHY, PRENATAL/
25	((f?etal or f?etus\$ or FHR) adj3 (monitor\$ or observ\$ or trac\$)).ti,ab.
26	(cardiotocogra\$ or CTG or EFM or CFM).ti,ab.
27	((f?etal or f?etus\$ or FHR or umbilic\$) adj3 (Doppler or ultraso\$ or sonogra\$ or echo\$)).ti,ab.
28	FETAL HEART/
29	HEART RATE, FETAL/
30	FETAL DISTRESS/
31	or/28-30
32	exp ULTRASONOGRAPHY, DOPPLER/
33	and/31-32
34	or/8-27,33
35	exp "SENSITIVITY AND SPECIFICITY"/
36	(sensitivity or specificity).ti,ab.
37	((pre test or pretest or post test or posttest) adj probability).ti,ab.
38	(predictive value\$ or PPV or NPV).ti,ab.
39	likelihood ratio\$.ti,ab.
40	LIKELIHOOD FUNCTIONS/
41	(ROC curve\$ or AUC).ti,ab.
42	(diagnos* adj2 (performance* or accurac* or utilit* or value* or efficien* or effectiveness)).ti,ab.
43	gold standard.ab.
44	or/35-43
45	PREGNANCY COMPLICATIONS, INFECTIOUS/
46	CHORIOAMNIONITIS/
47	exp SEPSIS/
48	INFLAMMATION/
49	INFANT, PREMATURE, DISEASES/
50	(infect\$ or chorioamnionitis or amnionitis or funisitis or sepsis or septic\$ or inflam\$).ti,ab.
51	or/45-50
52	di.xs.
53	(diagnos\$ or predict\$ or indicat\$ or marker? or biomarker?).ti,ab.
54	or/52-53
55	and/34,51,54
56	and/34,44
57	or/55-56
58	and/7,57

Date of initial search: 9 July 2013

Date of re-run: 7 March 2015

Database: Cochrane Database of Systematic Reviews, Database of Abstracts of Reviews of Effects

Name of search: PTLB\_PPROM\_surveillance\_RERUN3\_cdsrdare\_070315

#	Searches
1	(PPROM or PROM).tw,tx.
2	((pre term or preterm or pre matur\$ or prematur\$ or pre labo?r or prelabo?r) adj3 ruptur\$ adj3 membrane?).tw,tx,kw.
3	or/1-2
4	(temperature? or fever\$ or febril\$ or pyrex\$).tw,tx,kw.
5	(heart rate? or heartrate? or heart beat? or heartbeat? or puls\$).tw,tx,kw.
6	(cardi\$ adj3 (monitor\$ or observ\$ or rate?)).tw,tx.
7	((c reactive or c?reactive) adj1 protein\$).tw,tx,kw.
8	(CRP or C RP).tw,tx.

#	Searches
9	((white or WBC or leu#ocyt\$) adj3 (count\$ or number\$ or differential\$ or ratio\$)).tw,tx,kw.
10	(interleukin\$ or IL 6 or IL6).tw,tx,kw.
11	ULTRASONOGRAPHY, PRENATAL.kw.
12	((f?etal or f?etus\$ or FHR) adj3 (monitor\$ or observ\$ or trac\$)).tw,tx,kw.
13	(cardiotocogra\$ or CTG or EFM or CFM).tw,tx,kw.
14	((f?etal or f?etus\$ or FHR or umbilic\$) adj3 (Doppler or ultraso\$ or sonogra\$ or echo\$)).tw,tx,kw.
15	or/4-14
16	(sensitivity or specificity).tw,tx,kw.
17	((pre test or pretest or post test or posttest) adj probability).tw,tx.
18	(predictive value\$ or PPV or NPV).tw,tx.
19	likelihood ratio\$.tw,tx.
20	LIKELIHOOD FUNCTIONS.kw.
21	(ROC curve\$ or AUC).tw,tx.
22	(diagnos* adj2 (performance* or accurac* or utilit* or value* or efficien* or effectiveness)).tw,tx.
23	gold standard.tw,tx.
24	or/16-23
25	(infect\$ or chorioamnionitis or amnionitis or funisitis or sepsis or septic\$ or inflam\$).tw,tx,kw.
26	(diagnos\$ or predict\$ or indicat\$ or marker? or biomarker?).tw,tx,kw.
27	and/15,25-26
28	and/15,24
29	or/27-28
30	and/3,29

Date of initial search: 9 July 2013

Date of re-run: 7 March 2015

Database: Health Technology Assessment

Name of search: PTLB\_PPRM\_surveillance\_RERUN3\_hta\_070315

#	Searches
1	FETAL MEMBRANES, PREMATURE RUPTURE/
2	(PPROM or PROM).tw.
3	(ruptur\$ adj3 membrane?).tw.
4	or/1-3
5	VITAL SIGNS/
6	exp BODY TEMPERATURE/
7	(temperature? or fever\$ or febril\$ or pyrex\$).tw.
8	exp HEART RATE/
9	PULSE/
10	(heart rate? or heartrate? or heart beat? or heartbeat? or puls\$).tw.
11	(cardi\$ adj3 (monitor\$ or observ\$ or rate?)).tw.
12	C-REACTIVE PROTEIN/
13	((c reactive or c?reactive) adj1 protein\$).tw.
14	(CRP or C RP).tw.
15	BLOOD CELL COUNT/
16	exp LEUKOCYTE COUNT/
17	((white or WBC or leu#ocyt\$) adj3 (count\$ or number\$ or differential\$ or ratio\$)).tw.
18	INTERLEUKIN-6/
19	(interleukin\$ or IL 6 or IL6).tw.
20	exp FETAL MONITORING/
21	*ULTRASONOGRAPHY, PRENATAL/
22	((f?etal or f?etus\$ or FHR) adj3 (monitor\$ or observ\$ or trac\$)).tw.
23	(cardiotocogra\$ or CTG or EFM or CFM).tw.
24	((f?etal or f?etus\$ or FHR or umbilic\$) adj3 (Doppler or ultraso\$ or sonogra\$ or echo\$)).tw.
25	FETAL HEART/
26	HEART RATE, FETAL/
27	FETAL DISTRESS/
28	or/25-27
29	exp ULTRASONOGRAPHY, DOPPLER/
30	and/28-29
31	or/5-24,30
32	exp "SENSITIVITY AND SPECIFICITY"/
33	(sensitivity or specificity).tw.
34	((pre test or pretest or post test or posttest) adj probability).tw.
35	(predictive value\$ or PPV or NPV).tw.
36	likelihood ratio\$.tw.



#	Searches
37	LIKELIHOOD FUNCTIONS/
38	(ROC curve\$ or AUC).tw.
39	(diagnos* adj2 (performance* or accurac* or utilit* or value* or efficien* or effectiveness)).tw.
40	gold standard.tw.
41	or/32-40
42	PREGNANCY COMPLICATIONS, INFECTIOUS/
43	CHORIOAMNIONITIS/
44	exp SEPSIS/
45	INFLAMMATION/
46	INFANT, PREMATURE, DISEASES/
47	(infect\$ or chorioamnionitis or amnionitis or funisitis or sepsis or septic\$ or inflam\$).tw.
48	or/42-47
49	di.xs.
50	(diagnos\$ or predict\$ or indicat\$ or marker? or biomarker?).tw.
51	or/49-50
52	and/31,48,51
53	and/31,41
54	or/52-53
55	and/4,54

Date of initial search: 9 July 2013

Date of re-run: 7 March 2015

Database: Embase

Name of search: PTLB\_PPROM\_surveillance\_RERUN3\_embase\_070315

#	Searches
1	PREMATURE FETUS MEMBRANE RUPTURE/ or *MEMBRANE RUPTURE/
2	(PPROM or PROM).ti,ab.
3	((pre term or preterm or pre matur\$ or prematur\$ or pre labo?r or prelabo?r) adj3 ruptur\$ adj3 membrane?).ti,ab.
4	exp "IMMATURE AND PREMATURE LABOR"/
5	(ruptur\$ adj3 membrane?).ti,ab.
6	and/4-5
7	or/1-3,6
8	VITAL SIGN/
9	exp BODY TEMPERATURE/ or CORE TEMPERATURE/ or SKIN TEMPERATURE/
10	(temperature? or fever\$ or febril\$ or pyrex\$).ti,ab.
11	exp HEART RATE/ or PULSE RATE/
12	(heart rate? or heartrate? or heart beat? or heartbeat? or puls\$).ti,ab.
13	(cardi\$ adj3 (monitor\$ or observ\$ or rate?)).ti,ab.
14	C REACTIVE PROTEIN/
15	((c reactive or c?reactive) adj1 protein\$).mp.
16	(CRP or C RP).ti,ab.
17	BLOOD CELL COUNT/
18	exp LEUKOCYTE COUNT/
19	((white or WBC or leu#ocyt\$) adj3 (count\$ or number\$ or differential\$ or ratio\$)).ti,ab.
20	(interleukin\$ or IL 6 or IL6).mp.
21	FETUS MONITORING/
22	CARDIOTOGRAPHY/
23	FETUS ECHOGRAPHY/ or FETUS DOPPLER/
24	((f?etal or f?etus\$ or FHR) adj3 (monitor\$ or observ\$ or trac\$)).ti,ab.
25	(cardiotocogra\$ or CTG or EFM or CFM).ti,ab.
26	((f?etal or f?etus\$ or FHR or umbilic\$) adj3 (Doppler or ultraso\$ or sonogra\$ or echo\$)).ti,ab.
27	FETUS HEART/
28	FETUS HEART RATE/
29	FETUS DISTRESS/
30	or/27-29
31	DOPPLER ECHOGRAPHY/ or DOPPLER ECHOCARDIOGRAPHY/ or DOPPLER FLOWMETRY/
32	and/30-31
33	or/8-26,32
34	exp "SENSITIVITY AND SPECIFICITY"/
35	(sensitivity or specificity).ti,ab.
36	((pre test or pretest or post test or posttest) adj probability).ti,ab.
37	(predictive value\$ or PPV or NPV).ti,ab.
38	likelihood ratio\$.ti,ab.
39	STATISTICAL MODEL/

#	Searches
40	(ROC curve\$ or AUC).ti,ab.
41	*DIAGNOSTIC ACCURACY/
42	DIAGNOSTIC TEST ACCURACY STUDY/
43	(diagnos* adj2 (performance* or accurac* or utilit* or value* or efficien* or effectiveness)).ti,ab.
44	gold standard.ab.
45	or/34-44
46	exp INTRAUTERINE INFECTION/
47	exp CHORIOAMNIONITIS/
48	exp SEPSIS/
49	INFLAMMATION/
50	NEWBORN DISEASE/
51	(infect\$ or chorioamnionitis or amnionitis or funisitis or sepsis or septic\$ or inflam\$).ti,ab.
52	or/46-51
53	di.fs.
54	(diagnos\$ or predict\$ or indicat\$ or marker? or biomarker?).ti,ab.
55	or/53-54
56	and/33,52,55
57	and/33,45
58	or/56-57
59	and/7,58
60	limit 59 to english language
61	conference abstract.pt.
62	letter.pt. or LETTER/
63	note.pt.
64	editorial.pt.
65	CASE REPORT/ or CASE STUDY/
66	(letter or comment* or abstracts).ti.
67	or/61-66
68	RANDOMIZED CONTROLLED TRIAL/ or random*.ti,ab.
69	67 not 68
70	ANIMAL/ not HUMAN/
71	NONHUMAN/
72	exp ANIMAL EXPERIMENT/
73	exp EXPERIMENTAL ANIMAL/
74	ANIMAL MODEL/
75	exp RODENT/
76	(rat or rats or mouse or mice).ti.
77	or/69-76
78	60 not 77

### E.5.1.1 Health economics search

Date of initial search: 20 March 2015

Date of re-run: N/A

Database: Medline

Name of search: PTLB\_PPRM\_surveillance\_HE\_medline\_200315

#	Searches
1	ECONOMICS/
2	VALUE OF LIFE/
3	exp "COSTS AND COST ANALYSIS"/
4	exp ECONOMICS, HOSPITAL/
5	exp ECONOMICS, MEDICAL/
6	exp RESOURCE ALLOCATION/
7	ECONOMICS, NURSING/
8	ECONOMICS, PHARMACEUTICAL/
9	exp "FEES AND CHARGES"/
10	exp BUDGETS/
11	budget*.ti,ab.
12	cost*.ti,ab.
13	(economic* or pharmaco?economic*).ti,ab.
14	(price* or pricing*).ti,ab.
15	(financ* or fee or fees or expenditure* or saving*).ti,ab.
16	(value adj2 (money or monetary)).ti,ab.
17	resourc* allocat*.ti,ab.
18	(fund or funds or funding* or funded).ti,ab.
19	(ration or rations or rationing* or rationed).ti,ab.

#	Searches
20	ec.fs.
21	or/1-20
22	FETAL MEMBRANES, PREMATURE RUPTURE/
23	(PPROM or PROM).ti,ab.
24	((pre term or preterm or pre matur\$ or prematur\$ or pre labo?r or prelabo?r) adj3 ruptur\$ adj3 membrane?).ti,ab.
25	exp OBSTETRIC LABOR, PREMATURE/
26	(ruptur\$ adj3 membrane?).ti,ab.
27	and/25-26
28	or/22-24,27
29	VITAL SIGNS/
30	exp BODY TEMPERATURE/
31	(temperature? or fever\$ or febril\$ or pyrex\$).ti,ab.
32	exp HEART RATE/
33	PULSE/
34	(heart rate? or heartrate? or heart beat? or heartbeat? or puls\$).ti,ab.
35	(cardi\$ adj3 (monitor\$ or observ\$ or rate?)).ti,ab.
36	C-REACTIVE PROTEIN/
37	((c reactive or c?reactive) adj1 protein\$).mp.
38	(CRP or C RP).ti,ab.
39	BLOOD CELL COUNT/
40	exp LEUKOCYTE COUNT/
41	((white or WBC or leu#ocyt\$) adj3 (count\$ or number\$ or differential\$ or ratio\$)).ti,ab.
42	INTERLEUKIN-6/
43	(interleukin\$ or IL 6 or IL6).mp.
44	exp FETAL MONITORING/
45	*ULTRASONOGRAPHY, PRENATAL/
46	((f?etal or f?etus\$ or FHR) adj3 (monitor\$ or observ\$ or trac\$)).ti,ab.
47	(cardiotocogra\$ or CTG or EFM or CFM).ti,ab.
48	((f?etal or f?etus\$ or FHR or umbilic\$) adj3 (Doppler or ultraso\$ or sonogra\$ or echo\$)).ti,ab.
49	FETAL HEART/
50	HEART RATE, FETAL/
51	FETAL DISTRESS/
52	or/49-51
53	exp ULTRASONOGRAPHY, DOPPLER/
54	and/52-53
55	or/29-48,54
56	exp "SENSITIVITY AND SPECIFICITY"/
57	(sensitivity or specificity).ti,ab.
58	((pre test or pretest or post test or posttest) adj probability).ti,ab.
59	(predictive value\$ or PPV or NPV).ti,ab.
60	likelihood ratio\$.ti,ab.
61	LIKELIHOOD FUNCTIONS/
62	(ROC curve\$ or AUC).ti,ab.
63	(diagnos* adj2 (performance* or accurac* or utilit* or value* or efficien* or effectiveness)).ti,ab.
64	gold standard.ab.
65	or/56-64
66	PREGNANCY COMPLICATIONS, INFECTIOUS/
67	CHORIOAMNIONITIS/
68	exp SEPSIS/
69	INFLAMMATION/
70	INFANT, PREMATURE, DISEASES/
71	(infect\$ or chorioamnionitis or amnionitis or funisitis or sepsis or septic\$ or inflam\$).ti,ab.
72	or/66-71
73	di.xs.
74	(diagnos\$ or predict\$ or indicat\$ or marker? or biomarker?).ti,ab.
75	or/73-74
76	and/55,72,75
77	and/55,65
78	or/76-77
79	and/28,78
80	limit 79 to english language
81	LETTER/
82	EDITORIAL/
83	NEWS/
84	exp HISTORICAL ARTICLE/
85	ANECDOTES AS TOPIC/
86	COMMENT/
87	CASE REPORT/
88	(letter or comment* or abstracts).ti.
89	or/81-88

#	Searches
90	RANDOMIZED CONTROLLED TRIAL/ or random*.ti,ab.
91	89 not 90
92	ANIMALS/ not HUMANS/
93	exp ANIMALS, LABORATORY/
94	exp ANIMAL EXPERIMENTATION/
95	exp MODELS, ANIMAL/
96	exp RODENTIA/
97	(rat or rats or mouse or mice).ti.
98	or/91-97
99	80 not 98
100	and/21,99

Date of initial search: 20 March 2015

Date of re-run: N/A

Database: Cochrane Central Register of Controlled Trials

Name of search: PTLB\_PPROM\_surveillance\_HE\_cctr\_200315

#	Searches
1	ECONOMICS/
2	VALUE OF LIFE/
3	exp "COSTS AND COST ANALYSIS"/
4	exp ECONOMICS, HOSPITAL/
5	exp ECONOMICS, MEDICAL/
6	exp RESOURCE ALLOCATION/
7	ECONOMICS, NURSING/
8	ECONOMICS, PHARMACEUTICAL/
9	exp "FEES AND CHARGES"/
10	exp BUDGETS/
11	budget*.ti,ab.
12	cost*.ti,ab.
13	(economic* or pharmaco?economic*).ti,ab.
14	(price* or pricing*).ti,ab.
15	(financ* or fee or fees or expenditure* or saving*).ti,ab.
16	(value adj2 (money or monetary)).ti,ab.
17	resourc* allocat*.ti,ab.
18	(fund or funds or funding* or funded).ti,ab.
19	(ration or rations or rationing* or rationed).ti,ab.
20	ec.fs.
21	or/1-20
22	FETAL MEMBRANES, PREMATURE RUPTURE/
23	(PPROM or PROM).ti,ab.
24	((pre term or preterm or pre matur\$ or prematur\$ or pre labo?r or prelabo?r) adj3 ruptur\$ adj3 membrane?).ti,ab.
25	exp OBSTETRIC LABOR, PREMATURE/
26	(ruptur\$ adj3 membrane?).ti,ab.
27	and/25-26
28	or/22-24,27
29	VITAL SIGNS/
30	exp BODY TEMPERATURE/
31	(temperature? or fever\$ or febril\$ or pyrex\$).ti,ab.
32	exp HEART RATE/
33	PULSE/
34	(heart rate? or heartrate? or heart beat? or heartbeat? or puls\$).ti,ab.
35	(cardi\$ adj3 (monitor\$ or observ\$ or rate?)).ti,ab.
36	C-REACTIVE PROTEIN/
37	((c reactive or c?reactive) adj1 protein\$.mp.
38	(CRP or C RP).ti,ab.
39	BLOOD CELL COUNT/
40	exp LEUKOCYTE COUNT/
41	((white or WBC or leu#ocyt\$) adj3 (count\$ or number\$ or differential\$ or ratio\$)).ti,ab.
42	INTERLEUKIN-6/
43	(interleukin\$ or IL 6 or IL6).mp.
44	exp FETAL MONITORING/
45	*ULTRASONOGRAPHY, PRENATAL/
46	((f?etal or f?etus\$ or FHR) adj3 (monitor\$ or observ\$ or trac\$)).ti,ab.
47	(cardiotocogra\$ or CTG or EFM or CFM).ti,ab.

#	Searches
48	((f?etal or f?etus\$ or FHR or umbilic\$) adj3 (Doppler or ultraso\$ or sonogra\$ or echo\$)).ti,ab.
49	FETAL HEART/
50	HEART RATE, FETAL/
51	FETAL DISTRESS/
52	or/49-51
53	exp ULTRASONOGRAPHY, DOPPLER/
54	and/52-53
55	or/29-48,54
56	exp "SENSITIVITY AND SPECIFICITY"/
57	(sensitivity or specificity).ti,ab.
58	((pre test or pretest or post test or posttest) adj probability).ti,ab.
59	(predictive value\$ or PPV or NPV).ti,ab.
60	likelihood ratio\$.ti,ab.
61	LIKELIHOOD FUNCTIONS/
62	(ROC curve\$ or AUC).ti,ab.
63	(diagnos* adj2 (performance* or accurac* or utilit* or value* or efficien* or effectiveness)).ti,ab.
64	gold standard.ab.
65	or/56-64
66	PREGNANCY COMPLICATIONS, INFECTIOUS/
67	CHORIOAMNIONITIS/
68	exp SEPSIS/
69	INFLAMMATION/
70	INFANT, PREMATURE, DISEASES/
71	(infect\$ or chorioamnionitis or amnionitis or funisitis or sepsis or septic\$ or inflam\$).ti,ab.
72	or/66-71
73	di.xs.
74	(diagnos\$ or predict\$ or indicat\$ or marker? or biomarker?).ti,ab.
75	or/73-74
76	and/55,72,75
77	and/55,65
78	or/76-77
79	and/28,78
80	and/21,79

Date of initial search: 20 March 2015

Date of re-run: N/A

Database: Health Technology Assessment

Name of search: PTLB\_PPRM\_surveillance\_HE\_hta\_200315

#	Searches
1	FETAL MEMBRANES, PREMATURE RUPTURE/
2	(PPROM or PROM).tw.
3	(ruptur\$ adj3 membrane?).tw.
4	or/1-3
5	VITAL SIGNS/
6	exp BODY TEMPERATURE/
7	(temperature? or fever\$ or febril\$ or pyrex\$).tw.
8	exp HEART RATE/
9	PULSE/
10	(heart rate? or heartrate? or heart beat? or heartbeat? or puls\$).tw.
11	(cardi\$ adj3 (monitor\$ or observ\$ or rate?)).tw.
12	C-REACTIVE PROTEIN/
13	((c reactive or c?reactive) adj1 protein\$).tw.
14	(CRP or C RP).tw.
15	BLOOD CELL COUNT/
16	exp LEUKOCYTE COUNT/
17	((white or WBC or leu#ocyt\$) adj3 (count\$ or number\$ or differential\$ or ratio\$)).tw.
18	INTERLEUKIN-6/
19	(interleukin\$ or IL 6 or IL6).tw.
20	exp FETAL MONITORING/
21	*ULTRASONOGRAPHY, PRENATAL/
22	((f?etal or f?etus\$ or FHR) adj3 (monitor\$ or observ\$ or trac\$)).tw.
23	(cardiotocogra\$ or CTG or EFM or CFM).tw.
24	((f?etal or f?etus\$ or FHR or umbilic\$) adj3 (Doppler or ultraso\$ or sonogra\$ or echo\$)).tw.
25	FETAL HEART/

#	Searches
26	HEART RATE, FETAL/
27	FETAL DISTRESS/
28	or/25-27
29	exp ULTRASONOGRAPHY, DOPPLER/
30	and/28-29
31	or/5-24,30
32	exp "SENSITIVITY AND SPECIFICITY"/
33	(sensitivity or specificity).tw.
34	((pre test or pretest or post test or posttest) adj probability).tw.
35	(predictive value\$ or PPV or NPV).tw.
36	likelihood ratio\$.tw.
37	LIKELIHOOD FUNCTIONS/
38	(ROC curve\$ or AUC).tw.
39	(diagnos* adj2 (performance* or accurac* or utilit* or value* or efficien* or effectiveness)).tw.
40	gold standard.tw.
41	or/32-40
42	PREGNANCY COMPLICATIONS, INFECTIOUS/
43	CHORIOAMNIONITIS/
44	exp SEPSIS/
45	INFLAMMATION/
46	INFANT, PREMATURE, DISEASES/
47	(infect\$ or chorioamnionitis or amnionitis or funisitis or sepsis or septic\$ or inflam\$).tw.
48	or/42-47
49	di.xs.
50	(diagnos\$ or predict\$ or indicat\$ or marker? or biomarker?).tw.
51	or/49-50
52	and/31,48,51
53	and/31,41
54	or/52-53
55	and/4,54

Date of initial search: 20 March 2015

Date of re-run: N/A

Database: NHS Economic Evaluation Database

Name of search: PTLB\_PPROM\_surveillance\_HE\_nhseed\_200315

#	Searches
1	FETAL MEMBRANES, PREMATURE RUPTURE/
2	(PPROM or PROM).tw.
3	(ruptur\$ adj3 membrane?).tw.
4	or/1-3
5	VITAL SIGNS/
6	exp BODY TEMPERATURE/
7	(temperature? or fever\$ or febr\$ or pyrex\$).tw.
8	exp HEART RATE/
9	PULSE/
10	(heart rate? or heartrate? or heart beat? or heartbeat? or puls\$).tw.
11	(cardi\$ adj3 (monitor\$ or observ\$ or rate?)).tw.
12	C-REACTIVE PROTEIN/
13	((c reactive or c?reactive) adj1 protein\$).tw.
14	(CRP or C RP).tw.
15	BLOOD CELL COUNT/
16	exp LEUKOCYTE COUNT/
17	((white or WBC or leu#ocyt\$) adj3 (count\$ or number\$ or differential\$ or ratio\$)).tw.
18	INTERLEUKIN-6/
19	(interleukin\$ or IL 6 or IL6).tw.
20	exp FETAL MONITORING/
21	*ULTRASONOGRAPHY, PRENATAL/
22	((f?etal or f?etus\$ or FHR) adj3 (monitor\$ or observ\$ or trac\$)).tw.
23	(cardiotocogra\$ or CTG or EFM or CFM).tw.
24	((f?etal or f?etus\$ or FHR or umbilic\$) adj3 (Doppler or ultraso\$ or sonogra\$ or echo\$)).tw.
25	FETAL HEART/
26	HEART RATE, FETAL/
27	FETAL DISTRESS/
28	or/25-27

#	Searches
29	exp ULTRASONOGRAPHY, DOPPLER/
30	and/28-29
31	or/5-24,30
32	exp "SENSITIVITY AND SPECIFICITY"/
33	(sensitivity or specificity).tw.
34	((pre test or pretest or post test or posttest) adj probability).tw.
35	(predictive value\$ or PPV or NPV).tw.
36	likelihood ratio\$.tw.
37	LIKELIHOOD FUNCTIONS/
38	(ROC curve\$ or AUC).tw.
39	(diagnos* adj2 (performance* or accurac* or utilit* or value* or efficien* or effectiveness)).tw.
40	gold standard.tw.
41	or/32-40
42	PREGNANCY COMPLICATIONS, INFECTIOUS/
43	CHORIOAMNIONITIS/
44	exp SEPSIS/
45	INFLAMMATION/
46	INFANT, PREMATURE, DISEASES/
47	(infect\$ or chorioamnionitis or amnionitis or funisitis or sepsis or septic\$ or inflam\$).tw.
48	or/42-47
49	di.xs.
50	(diagnos\$ or predict\$ or indicat\$ or marker? or biomarker?).tw.
51	or/49-50
52	and/31,48,51
53	and/31,41
54	or/52-53
55	and/4,54

Date of initial search: 20 March 2015

Date of re-run: N/A

Database: Embase

Name of search: PTLB\_PPRM\_surveillance\_HE\_embase\_200315

#	Searches
1	HEALTH ECONOMICS/
2	exp ECONOMIC EVALUATION/
3	exp HEALTH CARE COST/
4	exp FEE/
5	BUDGET/
6	FUNDING/
7	RESOURCE ALLOCATION/
8	budget*.ti,ab.
9	cost*.ti,ab.
10	(economic* or pharmaco?economic*).ti,ab.
11	(price* or pricing*).ti,ab.
12	(financ* or fee or fees or expenditure* or saving*).ti,ab.
13	(value adj2 (money or monetary)).ti,ab.
14	resourc* allocat*.ti,ab.
15	(fund or funds or funding* or funded).ti,ab.
16	(ration or rations or rationing* or rationed).ti,ab.
17	or/1-16
18	PREMATURE FETUS MEMBRANE RUPTURE/ or *MEMBRANE RUPTURE/
19	(PPROM or PROM).ti,ab.
20	((pre term or preterm or pre matur\$ or prematur\$ or pre labo?r or prelabo?r) adj3 ruptur\$ adj3 membrane?).ti,ab.
21	exp "IMMATURE AND PREMATURE LABOR"/
22	(ruptur\$ adj3 membrane?).ti,ab.
23	and/21-22
24	or/18-20,23
25	VITAL SIGN/
26	exp BODY TEMPERATURE/ or CORE TEMPERATURE/ or SKIN TEMPERATURE/
27	(temperature? or fever\$ or febr\$ or pyrex\$).ti,ab.
28	exp HEART RATE/ or PULSE RATE/
29	(heart rate? or heartrate? or heart beat? or heartbeat? or puls\$).ti,ab.
30	(cardi\$ adj3 (monitor\$ or observ\$ or rate?)).ti,ab.
31	C REACTIVE PROTEIN/

#	Searches
32	((c reactive or c?reactive) adj1 protein\$.mp.
33	(CRP or C RP).ti,ab.
34	BLOOD CELL COUNT/
35	exp LEUKOCYTE COUNT/
36	((white or WBC or leu#ocyt\$) adj3 (count\$ or number\$ or differential\$ or ratio\$)).ti,ab.
37	(interleukin\$ or IL 6 or IL6).mp.
38	FETUS MONITORING/
39	CARDIOTOGRAPHY/
40	FETUS ECHOGRAPHY/ or FETUS DOPPLER/
41	((f?etal or f?etus\$ or FHR) adj3 (monitor\$ or observ\$ or trac\$)).ti,ab.
42	(cardiotocogra\$ or CTG or EFM or CFM).ti,ab.
43	((f?etal or f?etus\$ or FHR or umbilic\$) adj3 (Doppler or ultraso\$ or sonogra\$ or echo\$)).ti,ab.
44	FETUS HEART/
45	FETUS HEART RATE/
46	FETUS DISTRESS/
47	or/44-46
48	DOPPLER ECHOGRAPHY/ or DOPPLER ECHOCARDIOGRAPHY/ or DOPPLER FLOWMETRY/
49	and/47-48
50	or/25-43,49
51	exp "SENSITIVITY AND SPECIFICITY"/
52	(sensitivity or specificity).ti,ab.
53	((pre test or pretest or post test or posttest) adj probability).ti,ab.
54	(predictive value\$ or PPV or NPV).ti,ab.
55	likelihood ratio\$.ti,ab.
56	STATISTICAL MODEL/
57	(ROC curve\$ or AUC).ti,ab.
58	*DIAGNOSTIC ACCURACY/
59	DIAGNOSTIC TEST ACCURACY STUDY/
60	(diagnos* adj2 (performance* or accurac* or utilit* or value* or efficien* or effectiveness)).ti,ab.
61	gold standard.ab.
62	or/51-61
63	exp INTRAUTERINE INFECTION/
64	exp CHORIOAMNIONITIS/
65	exp SEPSIS/
66	INFLAMMATION/
67	NEWBORN DISEASE/
68	(infect\$ or chorioamnionitis or amnionitis or funisitis or sepsis or septic\$ or inflam\$).ti,ab.
69	or/63-68
70	di.fs.
71	(diagnos\$ or predict\$ or indicat\$ or marker? or biomarker?).ti,ab.
72	or/70-71
73	and/50,69,72
74	and/50,62
75	or/73-74
76	and/24,75
77	limit 76 to english language
78	conference abstract.pt.
79	letter.pt. or LETTER/
80	note.pt.
81	editorial.pt.
82	CASE REPORT/ or CASE STUDY/
83	(letter or comment* or abstracts).ti.
84	or/78-83
85	RANDOMIZED CONTROLLED TRIAL/ or random*.ti,ab.
86	84 not 85
87	ANIMAL/ not HUMAN/
88	NONHUMAN/
89	exp ANIMAL EXPERIMENT/
90	exp EXPERIMENTAL ANIMAL/
91	ANIMAL MODEL/
92	exp RODENT/
93	(rat or rats or mouse or mice).ti.
94	or/86-93
95	77 not 94
96	and/17,95



## E.6 Cerclage

- E.6.1 What is the clinical effectiveness of prophylactic cervical cerclage in preventing preterm labour in women considered to be at risk of preterm labour and birth?**
- E.6.2 What is the clinical effectiveness of non-prophylactic 'rescue' cervical cerclage in preventing preterm birth for women in suspected preterm labour?**

Date of initial search: 23 April 2013

Date of re-run: 27 February 2015

Database: Medline

Name of search: PTLB\_cerclage\_RERUN3\_medline\_270215

#	Searches
1	exp OBSTETRIC LABOR, PREMATURE/
2	exp INFANT, PREMATURE/
3	exp INFANT, LOW BIRTH WEIGHT/
4	(pre term or preterm or pre matur\$ or prematur\$ or preemie? or low birth weight? or low birthweight? or LBW? or VLBW?).ti,ab.
5	exp *ABORTION, SPONTANEOUS/pc, su, th [prevention & control, surgery, therapy]
6	miscarr\$.ti.
7	((spontaneous or threatened or imminen\$ or habit\$ or recurr\$ or inevitable) adj2 abort\$.ti.
8	or/1-7
9	*UTERINE CERVICAL INCOMPETENCE/pc, su, th [prevention & control, surgery, therapy]
10	*CERVIX UTERI/su, th [surgery, therapy]
11	(cervi\$ adj1 (incompeten\$ or insufficien\$)).ti.
12	or/9-11
13	*CERCLAGE, CERVICAL/
14	cerclage?.ti.
15	cerclage?.ab. /freq=2
16	((stitch\$ or sutur\$ or occlu\$ or ligat\$) adj3 (cervi\$ or os)).ti,ab.
17	("purse string suture" or "pursestring suture" or McDonald or Shir#dk#r).ti,ab.
18	*PESSARIES/
19	pessar\$.ti,ab.
20	or/13-19
21	and/8,12
22	and/8,20
23	and/12,20
24	PREGNANCY/ and (13 or 14 or 15)
25	or/21-24
26	limit 25 to english language
27	LETTER/
28	EDITORIAL/
29	NEWS/
30	exp HISTORICAL ARTICLE/
31	ANECDOTES AS TOPIC/
32	COMMENT/
33	CASE REPORT/
34	(letter or comment* or abstracts).ti.
35	or/27-34
36	RANDOMIZED CONTROLLED TRIAL/ or random*.ti,ab.
37	35 not 36

#	Searches
38	ANIMALS/ not HUMANS/
39	exp ANIMALS, LABORATORY/
40	exp ANIMAL EXPERIMENTATION/
41	exp MODELS, ANIMAL/
42	exp RODENTIA/
43	(rat or rats or mouse or mice).ti.
44	or/37-43
45	26 not 44

Date of initial search: 23 April 2013

Date of re-run: 27 February 2015

Database: Medline In-Process

Name of search: PTLB\_cerclage\_RERUN3\_mip\_270215

#	Searches
1	(pre term or preterm or pre matur\$ or prematur\$ or premie? or low birth weight? or low birthweight? or LBW? or VLBW?).ti,ab.
2	miscarr\$.ti.
3	((spontaneous or threatened or imminen\$ or habit\$ or recurr\$ or inevitable) adj2 abort\$).ti.
4	or/1-3
5	(cervi\$ adj1 (incompeten\$ or insufficien\$)).ti.
6	cerclage?.ti,ab.
7	((stitch\$ or sutur\$ or occlu\$ or ligat\$) adj3 (cervi\$ or os)).ti,ab.
8	("purse string suture" or "pursestring suture" or McDonald or Shir#dk#r).ti,ab.
9	pessar\$.ti,ab.
10	or/6-9
11	and/4-5
12	and/4,10
13	and/5,10
14	(pregnan\$ or cervi\$).ti,ab. and 6
15	or/11-14

Date of initial search: 23 April 2013

Date of re-run: 27 February 2015

Database: Cochrane Central Register of Controlled Trials

Name of search: PTLB\_cerclage\_RERUN3\_cctr\_270215

#	Searches
1	exp OBSTETRIC LABOR, PREMATURE/
2	exp INFANT, PREMATURE/
3	exp INFANT, LOW BIRTH WEIGHT/
4	(pre term or preterm or pre matur\$ or prematur\$ or premie? or low birth weight? or low birthweight? or LBW? or VLBW?).ti,ab.
5	exp ABORTION, SPONTANEOUS/
6	miscarr\$.ti.
7	((spontaneous or threatened or imminen\$ or habit\$ or recurr\$ or inevitable) adj2 abort\$).ti.
8	or/1-7
9	UTERINE CERVICAL INCOMPETENCE/
10	CERVIX UTERI/
11	(cervi\$ adj1 (incompeten\$ or insufficien\$)).ti.
12	or/9-11
13	CERCLAGE, CERVICAL/
14	cerclage?.ti.
15	cerclage?.ab. /freq=2
16	((stitch\$ or sutur\$ or occlu\$ or ligat\$) adj3 (cervi\$ or os)).ti,ab.
17	("purse string suture" or "pursestring suture" or McDonald or Shir#dk#r).ti,ab.
18	PESSARIES/
19	pessar\$.ti,ab.
20	or/13-19
21	and/8,12

#	Searches
22	and/8,20
23	and/12,20
24	PREGNANCY/ and (13 or 14 or 15)
25	or/21-24

Date of initial search: 23 April 2013

Date of re-run: 27 February 2015

Database: Cochrane Database of Systematic Reviews, Database of Abstracts of Reviews of Effects

Name of search: PTLB\_cerclage\_RERUN3\_cdsrdare\_270215

#	Searches
1	OBSTETRIC LABOR, PREMATURE.kw.
2	INFANT, PREMATURE.kw.
3	INFANT, LOW BIRTH WEIGHT.kw.
4	(pre term or preterm or pre matur\$ or prematur\$ or premie? or low birth weight? or low birthweight? or LBW? or VLBW?).ti,kw.
5	ABORTION, SPONTANEOUS.kw.
6	miscarr\$.tw,tx,kw.
7	((spontaneous or threatened or imminen\$ or habit\$ or recurr\$ or inevitable) adj2 abort\$).ti,kw.
8	or/1-7
9	UTERINE CERVICAL INCOMPETENCE.kw.
10	CERVIX UTERI.kw.
11	(cervi\$ adj1 (incompeten\$ or insufficien\$)).tw,tx,kw.
12	or/9-11
13	cerclage?.tw,tx,kw.
14	((stitch\$ or sutur\$ or occlu\$ or ligat\$) adj3 (cervi\$ or os)).tw,tx.
15	("purse string suture" or "pursestring suture" or McDonald or Shir#dk#r).tw,tx.
16	pessar\$.tw,tx,kw.
17	or/13-16
18	and/8,12
19	and/8,17
20	and/12,17
21	PREGNANCY.kw. and 13
22	or/18-21

Date of initial search: 23 April 2013

Date of re-run: 27 February 2015

Database: Health Technology Assessment

Name of search: PTLB\_cerclage\_RERUN3\_hta\_270215

#	Searches
1	exp OBSTETRIC LABOR, PREMATURE/
2	exp INFANT, PREMATURE/
3	exp INFANT, LOW BIRTH WEIGHT/
4	(pre term or preterm or pre matur\$ or prematur\$ or premie? or low birth weight? or low birthweight? or LBW? or VLBW?).tw.
5	exp ABORTION, SPONTANEOUS/
6	miscarr\$.ti.
7	((spontaneous or threatened or imminen\$ or habit\$ or recurr\$ or inevitable) adj2 abort\$).ti.
8	or/1-7
9	UTERINE CERVICAL INCOMPETENCE/
10	CERVIX UTERI/
11	(cervi\$ adj1 (incompeten\$ or insufficien\$)).ti.
12	or/9-11
13	CERCLAGE, CERVICAL/
14	cerclage?.tw.
15	((stitch\$ or sutur\$ or occlu\$ or ligat\$) adj3 (cervi\$ or os)).tw.
16	("purse string suture" or "pursestring suture" or McDonald or Shir#dk#r).tw.
17	PESSARIES/

#	Searches
18	pessar\$.tw.
19	or/13-18
20	and/8,12
21	and/8,19
22	and/12,19
23	PREGNANCY/ and (13 or 14)
24	or/20-23

Date of initial search: 23 April 2013

Date of re-run: 27 February 2015

Database: Embase

Name of search: PTLB\_cerclage\_RERUN3\_embase\_270215

#	Searches
1	exp "IMMATURE AND PREMATURE LABOR"/
2	exp LOW BIRTH WEIGHT/
3	(pre term or preterm or pre matur\$ or prematur\$ or premie? or low birth weight? or low birthweight? or LBW? or VLBW?).ti,ab.
4	*SPONTANEOUS ABORTION/ or *IMMINENT ABORTION/ or *RECURRENT ABORTION/
5	miscarr\$.ti.
6	((spontaneous or threatened or imminen\$ or habit\$ or recurr\$ or inevitable) adj2 abort\$).ti.
7	or/1-6
8	*UTERINE CERVIX INCOMPETENCE/pc, su, th [prevention, surgery, therapy]
9	exp *UTERINE CERVIUX/su, th [surgery, therapy]
10	(cervi\$ adj1 (incompeten\$ or insufficien\$)).ti.
11	or/8-10
12	*CERCLAGE/
13	CERCLAGE APPLIERS/
14	*UTERINE CERVIX CERCLAGE/
15	cerclage?.ti.
16	cerclage?.ab. /freq=2
17	((stitch\$ or sutur\$ or occlu\$ or ligat\$) adj3 (cervi\$ or os)).ti,ab.
18	("purse string suture" or "pursestring suture" or McDonald or Shir#dk#r).ti,ab.
19	*VAGINA PESSARY/ or *CERVICAL PESSARY/
20	pessar\$.ti,ab.
21	or/12-20
22	and/7,11
23	and/7,21
24	and/11,21
25	PREGNANCY/ and (12 or 13 or 14 or 15 or 16)
26	or/22-25
27	limit 26 to english language
28	conference abstract.pt.
29	letter.pt. or LETTER/
30	note.pt.
31	editorial.pt.
32	CASE REPORT/ or CASE STUDY/
33	(letter or comment* or abstracts).ti.
34	or/28-33
35	RANDOMIZED CONTROLLED TRIAL/ or random*.ti,ab.
36	34 not 35
37	ANIMAL/ not HUMAN/
38	NONHUMAN/
39	exp ANIMAL EXPERIMENT/
40	exp EXPERIMENTAL ANIMAL/
41	ANIMAL MODEL/
42	exp RODENT/
43	(rat or rats or mouse or mice).ti.
44	or/36-43
45	27 not 44

### E.6.3 Health economics search

Date of initial search: 30 September 2013

Date of re-run: 5 March 2015

Database: Medline

Name of search: PTLB\_cerclage\_economic\_RERUN3\_medline\_050315

#	Searches
1	ECONOMICS/
2	VALUE OF LIFE/
3	exp "COSTS AND COST ANALYSIS"/
4	exp ECONOMICS, HOSPITAL/
5	exp ECONOMICS, MEDICAL/
6	exp RESOURCE ALLOCATION/
7	ECONOMICS, NURSING/
8	ECONOMICS, PHARMACEUTICAL/
9	exp "FEES AND CHARGES"/
10	exp BUDGETS/
11	budget*.ti,ab.
12	cost*.ti,ab.
13	(economic* or pharmaco?economic*).ti,ab.
14	(price* or pricing*).ti,ab.
15	(financ* or fee or fees or expenditure* or saving*).ti,ab.
16	(value adj2 (money or monetary)).ti,ab.
17	resourc* allocat*.ti,ab.
18	(fund or funds or funding* or funded).ti,ab.
19	(ration or rations or rationing* or rationed).ti,ab.
20	ec.fs.
21	or/1-20
22	exp OBSTETRIC LABOR, PREMATURE/
23	exp INFANT, PREMATURE/
24	exp INFANT, LOW BIRTH WEIGHT/
25	(pre term or preterm or pre matur\$ or prematur\$ or premie? or low birth weight? or low birthweight? or LBW? or VLBW?).ti,ab.
26	exp *ABORTION, SPONTANEOUS/pc, su, th [prevention & control, surgery, therapy]
27	miscarr\$.ti.
28	((spontaneous or threatened or imminen\$ or habit\$ or recurr\$ or inevitable) adj2 abort\$).ti.
29	or/22-28
30	*UTERINE CERVICAL INCOMPETENCE/pc, su, th [prevention & control, surgery, therapy]
31	*CERVIX UTERI/su, th [surgery, therapy]
32	(cervi\$ adj1 (incompeten\$ or insufficien\$)).ti.
33	or/30-32
34	*CERCLAGE, CERVICAL/
35	cerclage?.ti.
36	cerclage?.ab. /freq=2
37	((stitch\$ or sutur\$ or occlu\$ or ligat\$) adj3 (cervi\$ or os)).ti,ab.
38	("purse string suture" or "pursestring suture" or McDonald or Shir#dk#r).ti,ab.
39	*PESSARIES/
40	pessar\$.ti,ab.
41	or/34-40
42	and/29,33
43	and/29,41
44	and/33,41
45	PREGNANCY/ and (34 or 35 or 36)
46	or/42-45
47	and/21,46
48	limit 47 to english language

Date of initial search: 30 September 2013

Date of re-run: 5 March 2015

Database: Cochrane Central Register of Controlled Trials

Name of search: PTLB\_cerclage\_economic\_RERUN3\_cctr\_050315

#	Searches
1	ECONOMICS/
2	VALUE OF LIFE/
3	exp "COSTS AND COST ANALYSIS"/
4	exp ECONOMICS, HOSPITAL/

#	Searches
5	exp ECONOMICS, MEDICAL/
6	exp RESOURCE ALLOCATION/
7	ECONOMICS, NURSING/
8	ECONOMICS, PHARMACEUTICAL/
9	exp "FEES AND CHARGES"/
10	exp BUDGETS/
11	budget*.ti,ab.
12	cost*.ti,ab.
13	(economic* or pharmaco?economic*).ti,ab.
14	(price* or pricing*).ti,ab.
15	(financ* or fee or fees or expenditure* or saving*).ti,ab.
16	(value adj2 (money or monetary)).ti,ab.
17	resourc* allocat*.ti,ab.
18	(fund or funds or funding* or funded).ti,ab.
19	(ration or rations or rationing* or rationed).ti,ab.
20	ec.fs.
21	or/1-20
22	exp OBSTETRIC LABOR, PREMATURE/
23	exp INFANT, PREMATURE/
24	exp INFANT, LOW BIRTH WEIGHT/
25	(pre term or preterm or pre matur\$ or prematur\$ or preemie? or low birth weight? or low birthweight? or LBW? or VLBW?).ti,ab.
26	exp *ABORTION, SPONTANEOUS/pc, su, th [prevention & control, surgery, therapy]
27	miscarr\$.ti.
28	((spontaneous or threatened or imminen\$ or habit\$ or recurr\$ or inevitable) adj2 abort\$).ti.
29	or/22-28
30	*UTERINE CERVICAL INCOMPETENCE/pc, su, th [prevention & control, surgery, therapy]
31	*CERVIX UTERI/su, th [surgery, therapy]
32	(cervi\$ adj1 (incompeten\$ or insufficien\$)).ti.
33	or/30-32
34	*CERCLAGE, CERVICAL/
35	cerclage?.ti.
36	cerclage?.ab. /freq=2
37	((stitch\$ or sutur\$ or occlu\$ or ligat\$) adj3 (cervi\$ or os)).ti,ab.
38	("purse string suture" or "pursestring suture" or McDonald or Shir#dk#r).ti,ab.
39	*PESSARIES/
40	pessar\$.ti,ab.
41	or/34-40
42	and/29,33
43	and/29,41
44	and/33,41
45	PREGNANCY/ and (34 or 35 or 36)
46	or/42-45
47	and/21,46

Date of initial search: 30 September 2013

Date of re-run: 5 March 2015

Database: Health Technology Assessment

Name of search: PTLB\_cerclage\_RERUN3\_hta\_270215

#	Searches
1	exp OBSTETRIC LABOR, PREMATURE/
2	exp INFANT, PREMATURE/
3	exp INFANT, LOW BIRTH WEIGHT/
4	(pre term or preterm or pre matur\$ or prematur\$ or preemie? or low birth weight? or low birthweight? or LBW? or VLBW?).tw.
5	exp ABORTION, SPONTANEOUS/
6	miscarr\$.ti.
7	((spontaneous or threatened or imminen\$ or habit\$ or recurr\$ or inevitable) adj2 abort\$).ti.
8	or/1-7
9	UTERINE CERVICAL INCOMPETENCE/
10	CERVIX UTERI/
11	(cervi\$ adj1 (incompeten\$ or insufficien\$)).ti.
12	or/9-11
13	CERCLAGE, CERVICAL/

#	Searches
14	cerclage?.tw.
15	((stitch\$ or sutur\$ or occlu\$ or ligat\$) adj3 (cervi\$ or os)).tw.
16	("purse string suture" or "pursestring suture" or McDonald or Shir#dk#r).tw.
17	PESSARIES/
18	pessar\$.tw.
19	or/13-18
20	and/8,12
21	and/8,19
22	and/12,19
23	PREGNANCY/ and (13 or 14)
24	or/20-23

Date of initial search: 30 September 2013

Date of re-run: 5 March 2015

Database: NHS Economic Evaluation Database

Name of search: PTLB\_cerclage\_economic\_RERUN3\_nhseed\_050315

#	Searches
1	exp OBSTETRIC LABOR, PREMATURE/
2	exp INFANT, PREMATURE/
3	exp INFANT, LOW BIRTH WEIGHT/
4	(pre term or preterm or pre matur\$ or prematur\$ or preemie? or low birth weight? or low birthweight? or LBW? or VLBW?).tw.
5	exp ABORTION, SPONTANEOUS/
6	miscarr\$.ti.
7	((spontaneous or threatened or imminen\$ or habit\$ or recurr\$ or inevitable) adj2 abort\$).ti.
8	or/1-7
9	UTERINE CERVICAL INCOMPETENCE/
10	CERVIX UTERI/
11	(cervi\$ adj1 (incompeten\$ or insufficien\$)).ti.
12	or/9-11
13	CERCLAGE, CERVICAL/
14	cerclage?.tw.
15	((stitch\$ or sutur\$ or occlu\$ or ligat\$) adj3 (cervi\$ or os)).tw.
16	("purse string suture" or "pursestring suture" or McDonald or Shir#dk#r).tw.
17	PESSARIES/
18	pessar\$.tw.
19	or/13-18
20	and/8,12
21	and/8,19
22	and/12,19
23	PREGNANCY/ and (13 or 14)
24	or/20-23

Date of initial search: 30 September 2013

Date of re-run: 5 March 2015

Database: Embase

Name of search: PTLB\_cerclage\_economic\_RERUN3\_embase\_050315

#	Searches
1	HEALTH ECONOMICS/
2	exp ECONOMIC EVALUATION/
3	exp HEALTH CARE COST/
4	exp FEE/
5	BUDGET/
6	FUNDING/
7	RESOURCE ALLOCATION/
8	budget*.ti,ab.
9	cost*.ti,ab.
10	(economic* or pharmaco?economic*).ti,ab.

#	Searches
11	(price* or pricing*).ti,ab.
12	(financ* or fee or fees or expenditure* or saving*).ti,ab.
13	(value adj2 (money or monetary)).ti,ab.
14	resourc* allocat*.ti,ab.
15	(fund or funds or funding* or funded).ti,ab.
16	(ration or rations or rationing* or rationed).ti,ab.
17	or/1-16
18	exp "IMMATURE AND PREMATURE LABOR"/
19	exp LOW BIRTH WEIGHT/
20	(pre term or preterm or pre matur\$ or prematur\$ or preemie? or low birth weight? or low birthweight? or LBW? or VLBW?).ti,ab.
21	*SPONTANEOUS ABORTION/ or *IMMINENT ABORTION/ or *RECURRENT ABORTION/
22	miscarr\$.ti.
23	((spontaneous or threatened or imminen\$ or habit\$ or recurr\$ or inevitable) adj2 abort\$).ti.
24	or/18-23
25	*UTERINE CERVIX INCOMPETENCE/pc, su, th [prevention, surgery, therapy]
26	exp *UTERINE CERVIUX/su, th [surgery, therapy]
27	(cervi\$ adj1 (incompeten\$ or insufficien\$)).ti.
28	or/25-27
29	*CERCLAGE/
30	CERCLAGE APPLIER/
31	*UTERINE CERVIX CERCLAGE/
32	cerclage?.ti.
33	cerclage?.ab. /freq=2
34	((stitch\$ or sutur\$ or occlu\$ or ligat\$) adj3 (cervi\$ or os)).ti,ab.
35	("purse string suture" or "pursestring suture" or McDonald or Shir#dk#r).ti,ab.
36	*VAGINA PESSARY/ or *CERVICAL PESSARY/
37	pessar\$.ti,ab.
38	or/29-37
39	and/24,28
40	and/24,38
41	and/28,38
42	PREGNANCY/ and (29 or 30 or 31 or 32 or 33)
43	or/39-42
44	and/17,43
45	limit 44 to english language

## E.7 Diagnosing preterm labour for women with intact membranes

### E.7.1 What is the diagnostic accuracy of the following (alone or in combination) in women with intact membranes to identify preterm labour leading to preterm birth:

- clinical assessment (such as symptoms expressed by women, strength and frequency of contractions, findings on vaginal examination)
- biochemical testing for markers for preterm labour namely cervicovaginal fetal fibronectin and IGF-BP1 insulin-like growth factor binding protein 1
- cervical ultrasound features (such as cervical length and funnelling)?

Date of initial search: 18 October 2013

Date of re-run: 26 February 2015

Database: Medline

Name of search: PTLB\_dx\_preterm\_labour\_RERUN3\_medline\_260215

#	Searches
1	exp OBSTETRIC LABOR, PREMATURE/
2	exp INFANT, PREMATURE/
3	((pre term or preterm or pre matur\$ or prematur\$) adj3 (labo?r\$ or birth\$ or deliver\$)).ti,ab.
4	or/1-3
5	exp VAGINAL DISCHARGE/
6	(vagina? adj3 (discharg\$ or spotting or show or fluor)).ti,ab.



#	Searches
7	CERVIX MUCUS/
8	(muc?us adj3 (plug\$ or blood\$ or opercul\$)).ti,ab.
9	CERVIX UTERI/us [Ultrasonography]
10	CERVICAL LENGTH MEASUREMENT/
11	((cervical or cervix) adj3 (funnel\$ or effac\$ or dilat\$ or short\$ or length\$ or soft\$ or tight\$)).ti,ab.
12	TVCL.ti,ab.
13	ULTRASONOGRAPHY, PRENATAL/
14	((transvaginal or trans vaginal) adj (ultrasound or ultrasonography)).ti,ab.
15	UTERINE CONTRACTION/
16	UTERINE MONITORING/
17	CARDIOTOCOGRAPHY/
18	cardiotocogra\$.ti,ab.
19	CTG.ti,ab.
20	HEART RATE, FETAL/
21	(electronic adj (f?etal or f?etus) adj monitor\$).ti,ab.
22	(monitor\$ adj3 (uterine or contraction?)).ti,ab.
23	ELECTROMYOGRAPHY/
24	electromyogra\$.ti,ab.
25	LOW BACK PAIN/ or LABOR PAIN/
26	(pain\$ adj (back or abdomen or abdominal or stomach)).ti,ab.
27	(labo?r adj1 (early or latent or false or prodrom\$)).ti,ab.
28	braxton hick\$.ti,ab.
29	BIOLOGICAL MARKERS/
30	((biological or biochemical) adj2 (marker? or test\$)).ti,ab.
31	((near patient or bedside) adj2 test\$).ti,ab.
32	FIBRONECTINS/
33	((f?etal or f?etus or oncof?etal) adj3 fibronectin?).ti,ab.
34	FFN.ti,ab.
35	INSULIN-LIKE GROWTH FACTOR BINDING PROTEINS/
36	INSULIN-LIKE GROWTH FACTOR BINDING PROTEIN 1/
37	(insulin like growth factor binding protein\$ or IGF binding protein\$ or IGFBP\$ or IGF BP\$).ti,ab.
38	somatomedin binding protein?.ti,ab.
39	actim partus.ti,ab.
40	CHORIONIC GONADOTROPIN, BETA SUBUNIT, HUMAN/
41	(human adj3 chorionic gonadotropin).ti,ab.
42	HCG.ti,ab.
43	(vagina? or cervix or cervix\$ or uter\$).ti,ab.
44	and/42-43
45	or/5-41,44
46	exp "SENSITIVITY and SPECIFICITY"/
47	(diagnos\$ adj2 accurat\$).ti,ab.
48	(sensitivity or specificity).ti,ab.
49	detect\$.ti.
50	predict\$.ti,ab.
51	((positive or negative) adj (predictive or likelihood) adj (value? or ratio?)).ti,ab.
52	(positive? or negative?).ti,ab.
53	(PPV or NPV).ti,ab.
54	or/46-53
55	and/4,45,54
56	*OBSTETRIC LABOR, PREMATURE/di [Diagnosis]
57	or/55-56
58	limit 57 to english language
59	LETTER/
60	EDITORIAL/
61	NEWS/
62	exp HISTORICAL ARTICLE/
63	ANECDOTES AS TOPIC/
64	COMMENT/
65	CASE REPORT/
66	(letter or comment* or abstracts).ti.
67	or/59-66
68	RANDOMIZED CONTROLLED TRIAL/ or random*.ti,ab.
69	67 not 68
70	ANIMALS/ not HUMANS/
71	exp ANIMALS, LABORATORY/
72	exp ANIMAL EXPERIMENTATION/
73	exp MODELS, ANIMAL/
74	exp RODENTIA/
75	(rat or rats or mouse or mice).ti.
76	or/69-75

#	Searches
77	58 not 76

Date of initial search: 18 October 2013

Date of re-run: 26 February 2015

Database: Medline In-Process

Name of search: PTLB\_dx\_preterm\_labour\_RERUN3\_mip\_260215

#	Searches
1	((pre term or preterm or pre matur\$ or prematur\$) adj3 (labo?r\$ or birth\$ or deliver\$)).ti,ab.
2	(vagina? adj3 (discharg\$ or spotting or show or fluor)).ti,ab.
3	(muc?us adj3 (plug\$ or blood\$ or opercul\$)).ti,ab.
4	((cervical or cervix) adj3 (funnel\$ or effac\$ or dilat\$ or short\$ or length\$ or soft\$ or tight\$)).ti,ab.
5	TVCL.ti,ab.
6	((transvaginal or trans vaginal) adj (ultrasound or ultrasonography)).ti,ab.
7	cardiotocogra\$.ti,ab.
8	CTG.ti,ab.
9	(electronic adj (f?etal or f?etus) adj monitor\$).ti,ab.
10	(monitor\$ adj3 (uterine or contraction?)).ti,ab.
11	electromyogra\$.ti,ab.
12	(pain\$ adj (back or abdomen or abdominal or stomach)).ti,ab.
13	(labo?r adj1 (early or latent or false or prodrom\$)).ti,ab.
14	braxton hick\$.ti,ab.
15	((biological or biochemical) adj2 (marker? or test\$)).ti,ab.
16	((near patient or bedside) adj2 test\$).ti,ab.
17	((f?etal or f?etus or oncof?etal) adj3 fibronectin?).ti,ab.
18	FFN.ti,ab.
19	(insulin like growth factor binding protein\$ or IGF binding protein\$ or IGFBP\$ or IGF BP\$).ti,ab.
20	somatomedin binding protein?.ti,ab.
21	actim partus.ti,ab.
22	(human adj3 chorionic gonadotropin).ti,ab.
23	HCG.ti,ab.
24	(vagina? or cervix or cervix\$ or uter\$).ti,ab.
25	and/23-24
26	or/2-22,25
27	(diagnos\$ adj2 accura\$).ti,ab.
28	(sensitivity or specificity).ti,ab.
29	detect\$.ti.
30	predict\$.ti,ab.
31	((positive or negative) adj (predictive or likelihood) adj (value? or ratio?)).ti,ab.
32	(positive? or negative?).ti,ab.
33	(PPV or NPV).ti,ab.
34	or/27-33
35	and/1,26,34

Date of initial search: 18 October 2013

Date of re-run: 26 February 2015

Database: Cochrane Central Register of Controlled Trials

Name of search: PTLB\_dx\_preterm\_labour\_RERUN3\_cctr\_260215

#	Searches
1	exp OBSTETRIC LABOR, PREMATURE/
2	exp INFANT, PREMATURE/
3	((pre term or preterm or pre matur\$ or prematur\$) adj3 (labo?r\$ or birth\$ or deliver\$)).ti,ab.
4	or/1-3
5	exp VAGINAL DISCHARGE/
6	(vagina? adj3 (discharg\$ or spotting or show or fluor)).ti,ab.
7	CERVIX MUCUS/
8	(muc?us adj3 (plug\$ or blood\$ or opercul\$)).ti,ab.
9	CERVIX UTERI/us [Ultrasonography]
10	CERVICAL LENGTH MEASUREMENT/

#	Searches
11	((cervical or cervix) adj3 (funnel\$ or effac\$ or dilat\$ or short\$ or length\$ or soft\$ or tight\$)).ti,ab.
12	TVCL.ti,ab.
13	ULTRASONOGRAPHY, PRENATAL/
14	((transvaginal or trans vaginal) adj (ultrasound or ultrasonography)).ti,ab.
15	UTERINE CONTRACTION/
16	UTERINE MONITORING/
17	CARDIOTOCOGRAPHY/
18	cardiotocogra\$.ti,ab.
19	CTG.ti,ab.
20	HEART RATE, FETAL/
21	(electronic adj (f?etal or f?etus) adj monitor\$).ti,ab.
22	(monitor\$ adj3 (uterine or contraction?)).ti,ab.
23	ELECTROMYOGRAPHY/
24	electromyogra\$.ti,ab.
25	LOW BACK PAIN/ or LABOR PAIN/
26	(pain\$ adj (back or abdomen or abdominal or stomach)).ti,ab.
27	(labo?r adj1 (early or latent or false or prodrom\$)).ti,ab.
28	braxton hick\$.ti,ab.
29	BIOLOGICAL MARKERS/
30	((biological or biochemical) adj2 (marker? or test\$)).ti,ab.
31	((near patient or bedside) adj2 test\$).ti,ab.
32	FIBRONECTINS/
33	((f?etal or f?etus or oncof?etal) adj3 fibronectin?).ti,ab.
34	FFN.ti,ab.
35	INSULIN-LIKE GROWTH FACTOR BINDING PROTEINS/
36	INSULIN-LIKE GROWTH FACTOR BINDING PROTEIN 1/
37	(insulin like growth factor binding protein\$ or IGF binding protein\$ or IGFBP\$ or IGF BP\$).ti,ab.
38	somatomedin binding protein?.ti,ab.
39	actim partus.ti,ab.
40	CHORIONIC GONADOTROPIN, BETA SUBUNIT, HUMAN/
41	(human adj3 chorionic gonadotropin).ti,ab.
42	HCG.ti,ab.
43	(vagina? or cervix or cervic\$ or uter\$).ti,ab.
44	and/42-43
45	or/5-41,44
46	exp "SENSITIVITY and SPECIFICITY"/
47	(diagnos\$ adj2 accura\$).ti,ab.
48	(sensitivity or specificity).ti,ab.
49	detect\$.ti.
50	predict\$.ti,ab.
51	((positive or negative) adj (predictive or likelihood) adj (value? or ratio?)).ti,ab.
52	(positive? or negative?).ti,ab.
53	(PPV or NPV).ti,ab.
54	or/46-53
55	and/4,45,54
56	*OBSTETRIC LABOR, PREMATURE/di [Diagnosis]
57	or/55-56

Date of initial search: 18 October 2013

Date of re-run: 26 February 2015

Database: Cochrane Database of Systematic Reviews, Database of Abstracts of Reviews of Effects

Name of search: PTLB\_dx\_preterm\_labour\_RERUN3\_cdsrdare\_260215

#	Searches
1	OBSTETRIC LABOR, PREMATURE.kw.
2	INFANT, PREMATURE.kw.
3	((pre term or preterm or pre matur\$ or prematur\$) adj3 (labo?r\$ or birth\$ or deliver\$)).tw,tx.
4	or/1-3
5	VAGINAL DISCHARGE.kw.
6	(vagina? adj3 (discharg\$ or spotting or show or fluor)).tw,tx.
7	CERVIX MUCUS.kw.
8	(muc?us adj3 (plug\$ or blood\$ or opercul\$)).tw,tx.
9	CERVIX UTERI.kw.
10	CERVICAL LENGTH MEASUREMENT.kw.

#	Searches
11	((cervical or cervix) adj3 (funnel\$ or effac\$ or dilat\$ or short\$ or length\$ or soft\$ or tight\$)).tw,tx.
12	TVCL.tw,tx.
13	ULTRASONOGRAPHY, PRENATAL.kw.
14	((transvaginal or trans vaginal) adj (ultrasound or ultrasonography)).tw,tx.
15	UTERINE CONTRACTION.kw.
16	UTERINE MONITORING.kw.
17	CARDIOTOGRAPHY.kw.
18	cardiotocogra\$.tw,tx.
19	CTG.tw,tx.
20	HEART RATE, FETAL.kw.
21	(electronic adj (f?etal or f?etus) adj monitor\$).tw,tx.
22	(monitor\$ adj3 (uterine or contraction?)).tw,tx.
23	ELECTROMYOGRAPHY.kw.
24	electromyogra\$.tw,tx.
25	(LOW BACK PAIN or LABOR PAIN).kw.
26	(pain\$ adj (back or abdomen or abdominal or stomach)).tw,tx.
27	(labo?r adj1 (early or latent or false or prodrom\$)).tw,tx.
28	braxton hick\$.tw,tx.
29	BIOLOGICAL MARKERS.kw.
30	((biological or biochemical) adj2 (marker? or test\$)).tw,tx.
31	((near patient or bedside) adj2 test\$).tw,tx.
32	FIBRONECTINS.kw.
33	((f?etal or f?etus or oncof?etal) adj3 fibronectin?).tw,tx.
34	FFN.tw,tx.
35	INSULIN-LIKE GROWTH FACTOR BINDING PROTEINS.kw.
36	INSULIN-LIKE GROWTH FACTOR BINDING PROTEIN 1.kw.
37	(insulin like growth factor binding protein\$ or IGF binding protein\$ or IGFBP\$ or IGF BP\$).tw,tx.
38	somatomedin binding protein?.tw,tx.
39	actim partus.tw,tx
40	CHORIONIC GONADOTROPIN, BETA SUBUNIT, HUMAN.kw.
41	(human adj3 chorionic gonadotropin).tw,tx.
42	HCG.tw,tx.
43	(vagina? or cervix or cervic\$ or uter\$).tw,tx.
44	and/42-43
45	or/5-41,44
46	"SENSITIVITY and SPECIFICITY".kw.
47	(diagnos\$ adj2 accura\$).tw,tx.
48	(sensitivity or specificity).tw,tx.
49	detect\$.ti.
50	predict\$.tw,tx.
51	((positive or negative) adj (predictive or likelihood) adj (value? or ratio?)).tw,tx.
52	(positive? or negative?).tw,tx.
53	(PPV or NPV).tw,tx.
54	or/46-53
55	and/4,45,54

Date of initial search: 18 October 2013

Date of re-run: 26 February 2015

Database: Health Technology Assessment

Name of search: PTLB\_dx\_preterm\_labour\_RERUN3\_hta\_260215

#	Searches
1	exp OBSTETRIC LABOR, PREMATURE/
2	exp INFANT, PREMATURE/
3	((pre term or preterm or pre matur\$ or prematur\$) adj3 (labo?r\$ or birth\$ or deliver\$)).tw.
4	or/1-3
5	exp VAGINAL DISCHARGE/
6	(vagina? adj3 (discharg\$ or spotting or show or fluor)).tw.
7	CERVIX MUCUS/
8	(muc?us adj3 (plug\$ or blood\$ or opercul\$)).tw.
9	CERVIX UTERI/us [Ultrasonography]
10	CERVICAL LENGTH MEASUREMENT/
11	((cervical or cervix) adj3 (funnel\$ or effac\$ or dilat\$ or short\$ or length\$ or soft\$ or tight\$)).tw.
12	TVCL.tw.
13	ULTRASONOGRAPHY, PRENATAL/
14	((transvaginal or trans vaginal) adj (ultrasound or ultrasonography)).tw.
15	UTERINE CONTRACTION/

#	Searches
16	UTERINE MONITORING/
17	CARDIOTOCOGRAPHY/
18	cardiotocogra\$.tw.
19	CTG.tw.
20	HEART RATE, FETAL/
21	(electronic adj (f?etal or f?etus) adj monitor\$.tw.
22	(monitor\$ adj3 (uterine or contraction?)).tw.
23	ELECTROMYOGRAPHY/
24	electromyogra\$.tw.
25	LOW BACK PAIN/ or LABOR PAIN/
26	(pain\$ adj (back or abdomen or abdominal or stomach)).tw.
27	(labo?r adj1 (early or latent or false or prodrom\$)).tw.
28	braxton hick\$.tw.
29	BIOLOGICAL MARKERS/
30	((biological or biochemical) adj2 (marker? or test\$)).tw.
31	((near patient or bedside) adj2 test\$).tw.
32	FIBRONECTINS/
33	((f?etal or f?etus or oncof?etal) adj3 fibronectin?).tw.
34	FFN.tw.
35	INSULIN-LIKE GROWTH FACTOR BINDING PROTEINS/
36	INSULIN-LIKE GROWTH FACTOR BINDING PROTEIN 1/
37	(insulin like growth factor binding protein\$ or IGF binding protein\$ or IGFBP\$ or IGF BP\$).tw.
38	somatomedin binding protein?.tw.
39	actim partus.tw.
40	CHORIONIC GONADOTROPIN, BETA SUBUNIT, HUMAN/
41	(human adj3 chorionic gonadotropin).tw.
42	HCG.tw.
43	(vagina? or cervix or cervic\$ or uter\$).tw.
44	and/42-43
45	or/5-41,44
46	exp "SENSITIVITY and SPECIFICITY"/
47	(diagnos\$ adj2 accura\$).tw.
48	(sensitivity or specificity).tw.
49	detect\$.ti.
50	predict\$.tw.
51	((positive or negative) adj (predictive or likelihood) adj (value? or ratio?)).tw.
52	(positive? or negative?).tw.
53	(PPV or NPV).tw.
54	or/46-53
55	and/4,45,54
56	*OBSTETRIC LABOR, PREMATURE/di [Diagnosis]
57	or/55-56

Date of initial search: 18 October 2013

Date of re-run: 26 February 2015

Database: Embase

Name of search: PTLB\_dx\_preterm\_labour\_RERUN3\_embase\_260215

#	Searches
1	"IMMATURE and PREMATURE LABOR"/ or LABOR COMPLICATION/ or IMMATURITY/ or PREMATURE LABOR/ or PREMATURITY/
2	((pre term or preterm or pre matur\$ or prematur\$) adj3 (labo?r\$ or birth\$ or deliver\$)).ti,ab.
3	or/1-2
4	VAGINA DISCHARGE/
5	(vagina? adj3 (discharg\$ or spotting or show or fluor)).ti,ab.
6	UTERINE CERVIX MUCUS/
7	(muc?us adj3 (plug\$ or blood\$ or opercul\$)).ti,ab.
8	exp UTERINE CERVIX/
9	TRANSVAGINAL ECHOGRAPHY/
10	and/8-9
11	CERVICAL LENGTH MEASUREMENT/
12	((cervical or cervix) adj3 (funnel\$ or effac\$ or dilat\$ or short\$ or length\$ or soft\$ or tight\$)).ti,ab.
13	TVCL.ti,ab.
14	((transvaginal or trans vaginal) adj (ultrasound or ultrasonography)).ti,ab.
15	UTERUS CONTRACTION/

#	Searches
16	FETUS MONITORING/
17	CARDIOTOCOGRAPHY/
18	cardiotocogra\$.ti,ab.
19	CTG.ti,ab.
20	FETUS HEART RATE/
21	(electronic adj (f?etal or f?etus) adj monitor\$.ti,ab.
22	(monitor\$ adj3 (uterine or contraction?)).ti,ab.
23	ELECTROMYOGRAPHY/
24	electromyogra\$.ti,ab.
25	LABOR PAIN/ or LOW BACK PAIN/
26	(pain\$ adj (back or abdomen or abdominal or stomach)).ti,ab.
27	(labo?r adj1 (early or latent or false or prodrom\$)).ti,ab.
28	braxton hick\$.ti,ab.
29	BIOLOGICAL MARKER/
30	((biological or biochemical) adj2 (marker? or test\$)).ti,ab.
31	((near patient or bedside) adj2 test\$).ti,ab.
32	FIBRONECTIN/
33	((f?etal or f?etus or oncof?etal) adj3 fibronectin?).ti,ab.
34	FFN.ti,ab.
35	SOMATOMEDIN BINDING PROTEIN/
36	(insulin like growth factor binding protein\$ or IGF binding protein\$ or IGFBP\$ or IGF BP\$).ti,ab.
37	somatomedin binding protein?.ti,ab.
38	actim partus.ti,ab.
39	CHORIONIC GONADOTROPIN BETA SUBUNIT/
40	(human adj3 chorionic gonadotropin).ti,ab.
41	HCG.ti,ab.
42	(vagina? or cervix or cervic\$ or uter\$).ti,ab.
43	and/41-42
44	or/4-7,10-40,43
45	DIAGNOSTIC ACCURACY/
46	DIAGNOSTIC VALUE/
47	(diagnos\$ adj2 accura\$).ti,ab.
48	(sensitivity or specificity).ti,ab.
49	detect\$.ti.
50	predict\$.ti,ab.
51	((positive or negative) adj (predictive or likelihood) adj (value? or ratio?)).ti,ab.
52	(positive? or negative?).ti,ab.
53	(PPV or NPV).ti,ab.
54	or/45-53
55	and/3,44,54
56	*PREMATURE LABOR/di [Diagnosis]
57	or/55-56
58	limit 57 to english language
59	conference abstract.pt.
60	letter.pt. or LETTER/
61	note.pt.
62	editorial.pt.
63	CASE REPORT/ or CASE STUDY/
64	(letter or comment* or abstracts).ti.
65	or/59-64
66	RANDOMIZED CONTROLLED TRIAL/ or random*.ti,ab.
67	65 not 66
68	ANIMAL/ not HUMAN/
69	NONHUMAN/
70	exp ANIMAL EXPERIMENT/
71	exp EXPERIMENTAL ANIMAL/
72	ANIMAL MODEL/
73	exp RODENT/
74	(rat or rats or mouse or mice).ti.
75	or/67-74
76	58 not 75

### E.7.1.1 Health economics search

Date of re-run: 26 January 2015

Database: Medline

Name of search: PTLB\_dx\_preterm\_labour\_economic\_RERUN3\_medline\_260215

#	Searches
1	ECONOMICS/
2	VALUE OF LIFE/
3	exp "COSTS AND COST ANALYSIS"/
4	exp ECONOMICS, HOSPITAL/
5	exp ECONOMICS, MEDICAL/
6	exp RESOURCE ALLOCATION/
7	ECONOMICS, NURSING/
8	ECONOMICS, PHARMACEUTICAL/
9	exp "FEES AND CHARGES"/
10	exp BUDGETS/
11	budget*.ti,ab.
12	cost*.ti,ab.
13	(economic* or pharmaco?economic*).ti,ab.
14	(price* or pricing*).ti,ab.
15	(financ* or fee or fees or expenditure* or saving*).ti,ab.
16	(value adj2 (money or monetary)).ti,ab.
17	resourc* allocat*.ti,ab.
18	(fund or funds or funding* or funded).ti,ab.
19	(ration or rations or rationing* or rationed).ti,ab.
20	ec.fs.
21	or/1-20
22	exp OBSTETRIC LABOR, PREMATURE/
23	exp INFANT, PREMATURE/
24	((pre term or preterm or pre matur\$ or prematur\$) adj3 (labo?r\$ or birth\$ or deliver\$)).ti,ab.
25	or/22-24
26	exp VAGINAL DISCHARGE/
27	(vagina? adj3 (discharg\$ or spotting or show or fluor)).ti,ab.
28	CERVIX MUCUS/
29	(muc?us adj3 (plug\$ or blood\$ or opercul\$)).ti,ab.
30	CERVIX UTERI/us [Ultrasonography]
31	CERVICAL LENGTH MEASUREMENT/
32	((cervical or cervix) adj3 (funnel\$ or effac\$ or dilat\$ or short\$ or length\$ or soft\$ or tight\$)).ti,ab.
33	TVCL.ti,ab.
34	ULTRASONOGRAPHY, PRENATAL/
35	((transvaginal or trans vaginal) adj (ultrasound or ultrasonography)).ti,ab.
36	UTERINE CONTRACTION/
37	UTERINE MONITORING/
38	CARDIOTOCOGRAPHY/
39	cardiotocogra\$.ti,ab.
40	CTG.ti,ab.
41	HEART RATE, FETAL/
42	(electronic adj (f?etal or f?etus) adj monitor\$.ti,ab.
43	(monitor\$ adj3 (uterine or contraction?)).ti,ab.
44	ELECTROMYOGRAPHY/
45	electromyogra\$.ti,ab.
46	LOW BACK PAIN/ or LABOR PAIN/
47	(pain\$ adj (back or abdomen or abdominal or stomach)).ti,ab.
48	(labo?r adj1 (early or latent or false or prodrom\$)).ti,ab.
49	braxton hick\$.ti,ab.
50	BIOLOGICAL MARKERS/
51	((biological or biochemical) adj2 (marker? or test\$)).ti,ab.
52	((near patient or bedside) adj2 test\$).ti,ab.
53	FIBRONECTINS/
54	((f?etal or f?etus or oncof?etal) adj3 fibronectin?).ti,ab.
55	FFN.ti,ab.
56	INSULIN-LIKE GROWTH FACTOR BINDING PROTEINS/
57	INSULIN-LIKE GROWTH FACTOR BINDING PROTEIN 1/
58	(insulin like growth factor binding protein\$ or IGF binding protein\$ or IGFBP\$ or IGF BP\$).ti,ab.
59	somatomedin binding protein?.ti,ab.
60	actim partus.ti,ab.
61	CHORIONIC GONADOTROPIN, BETA SUBUNIT, HUMAN/
62	(human adj3 chorionic gonadotropin).ti,ab.
63	HCG.ti,ab.
64	(vagina? or cervix or cervic\$ or uter\$).ti,ab.
65	and/63-64
66	or/26-62,65
67	exp "SENSITIVITY and SPECIFICITY"/
68	(diagnos\$ adj2 accura\$).ti,ab.
69	(sensitivity or specificity).ti,ab.
70	detect\$.ti.

#	Searches
71	predict\$.ti,ab.
72	((positive or negative) adj (predictive or likelihood) adj (value? or ratio?)).ti,ab.
73	(positive? or negative?).ti,ab.
74	(PPV or NPV).ti,ab.
75	or/67-74
76	and/25,66,75
77	*OBSTETRIC LABOR, PREMATURE/di [Diagnosis]
78	or/76-77
79	limit 78 to english language
80	LETTER/
81	EDITORIAL/
82	NEWS/
83	exp HISTORICAL ARTICLE/
84	ANECDOTES AS TOPIC/
85	COMMENT/
86	CASE REPORT/
87	(letter or comment* or abstracts).ti.
88	or/80-87
89	RANDOMIZED CONTROLLED TRIAL/ or random*.ti,ab.
90	88 not 89
91	ANIMALS/ not HUMANS/
92	exp ANIMALS, LABORATORY/
93	exp ANIMAL EXPERIMENTATION/
94	exp MODELS, ANIMAL/
95	exp RODENTIA/
96	(rat or rats or mouse or mice).ti.
97	or/90-96
98	79 not 97
99	and/21,98

Date of initial search: 2 October 2013

Date of re-run: 26 January 2015

Database: Cochrane Central Register of Controlled Trials

Name of search: PTLB\_dx\_preterm\_labour\_economic\_RERUN3\_cctr\_260215

#	Searches
1	ECONOMICS/
2	VALUE OF LIFE/
3	exp "COSTS AND COST ANALYSIS"/
4	exp ECONOMICS, HOSPITAL/
5	exp ECONOMICS, MEDICAL/
6	exp RESOURCE ALLOCATION/
7	ECONOMICS, NURSING/
8	ECONOMICS, PHARMACEUTICAL/
9	exp "FEES AND CHARGES"/
10	exp BUDGETS/
11	budget*.ti,ab.
12	cost*.ti,ab.
13	(economic* or pharmaco?economic*).ti,ab.
14	(price* or pricing*).ti,ab.
15	(financ* or fee or fees or expenditure* or saving*).ti,ab.
16	(value adj2 (money or monetary)).ti,ab.
17	resourc* allocat*.ti,ab.
18	(fund or funds or funding* or funded).ti,ab.
19	(ration or rations or rationing* or rationed).ti,ab.
20	ec.fs.
21	or/1-20
22	exp OBSTETRIC LABOR, PREMATURE/
23	exp INFANT, PREMATURE/
24	((pre term or preterm or pre matur\$ or prematur\$) adj3 (labo?r\$ or birth\$ or deliver\$)).ti,ab.
25	or/22-24
26	exp VAGINAL DISCHARGE/
27	(vagina? adj3 (discharg\$ or spotting or show or fluor)).ti,ab.
28	CERVIX MUCUS/
29	(muc?us adj3 (plug\$ or blood\$ or opercul\$)).ti,ab.



#	Searches
30	CERVIX UTERI/us [Ultrasonography]
31	CERVICAL LENGTH MEASUREMENT/
32	((cervical or cervix) adj3 (funnel\$ or effac\$ or dilat\$ or short\$ or length\$ or soft\$ or tight\$)).ti,ab.
33	TVCL.ti,ab.
34	ULTRASONOGRAPHY, PRENATAL/
35	((transvaginal or trans vaginal) adj (ultrasound or ultrasonography)).ti,ab.
36	UTERINE CONTRACTION/
37	UTERINE MONITORING/
38	CARDIOTOLOGOGRAPHY/
39	cardiotocogra\$.ti,ab.
40	CTG.ti,ab.
41	HEART RATE, FETAL/
42	(electronic adj (f?etal or f?etus) adj monitor\$).ti,ab.
43	(monitor\$ adj3 (uterine or contraction?)).ti,ab.
44	ELECTROMYOGRAPHY/
45	electromyogra\$.ti,ab.
46	LOW BACK PAIN/ or LABOR PAIN/
47	(pain\$ adj (back or abdomen or abdominal or stomach)).ti,ab.
48	(labo?r adj1 (early or latent or false or prodrom\$)).ti,ab.
49	braxton hick\$.ti,ab.
50	BIOLOGICAL MARKERS/
51	((biological or biochemical) adj2 (marker? or test\$)).ti,ab.
52	((near patient or bedside) adj2 test\$).ti,ab.
53	FIBRONECTINS/
54	((f?etal or f?etus or oncof?etal) adj3 fibronectin?).ti,ab.
55	FFN.ti,ab.
56	INSULIN-LIKE GROWTH FACTOR BINDING PROTEINS/
57	INSULIN-LIKE GROWTH FACTOR BINDING PROTEIN 1/
58	(insulin like growth factor binding protein\$ or IGF binding protein\$ or IGFBP\$ or IGF BP\$).ti,ab.
59	somatomedin binding protein?.ti,ab.
60	actim partus.ti,ab.
61	CHORIONIC GONADOTROPIN, BETA SUBUNIT, HUMAN/
62	(human adj3 chorionic gonadotropin).ti,ab.
63	HCG.ti,ab.
64	(vagina? or cervix or cervic\$ or uter\$).ti,ab.
65	and/63-64
66	or/26-62,65
67	exp "SENSITIVITY and SPECIFICITY"/
68	(diagnos\$ adj2 accura\$).ti,ab.
69	(sensitivity or specificity).ti,ab.
70	detect\$.ti.
71	predict\$.ti,ab.
72	((positive or negative) adj (predictive or likelihood) adj (value? or ratio?)).ti,ab.
73	(positive? or negative?).ti,ab.
74	(PPV or NPV).ti,ab.
75	or/67-74
76	and/25,66,75
77	*OBSTETRIC LABOR, PREMATURE/di [Diagnosis]
78	or/76-77
79	and/21,78

Date of initial search: 2 October 2013

Date of re-run: 26 January 2015

Database: Health Technology Assessment

Name of search: PTLB\_dx\_preterm\_labour\_RERUN3\_hta\_260215

#	Searches
1	exp OBSTETRIC LABOR, PREMATURE/
2	exp INFANT, PREMATURE/
3	((pre term or preterm or pre matur\$ or prematur\$) adj3 (labo?r\$ or birth\$ or deliver\$)).tw.
4	or/1-3
5	exp VAGINAL DISCHARGE/
6	(vagina? adj3 (discharg\$ or spotting or show or fluor)).tw.
7	CERVIX MUCUS/
8	(muc?us adj3 (plug\$ or blood\$ or opercul\$)).tw.
9	CERVIX UTERI/us [Ultrasonography]
10	CERVICAL LENGTH MEASUREMENT/

#	Searches
11	((cervical or cervix) adj3 (funnel\$ or effac\$ or dilat\$ or short\$ or length\$ or soft\$ or tight\$)).tw.
12	TVCL.tw.
13	ULTRASONOGRAPHY, PRENATAL/
14	((transvaginal or trans vaginal) adj (ultrasound or ultrasonography)).tw.
15	UTERINE CONTRACTION/
16	UTERINE MONITORING/
17	CARDIOTOCOGRAPHY/
18	cardiotocogra\$.tw.
19	CTG.tw.
20	HEART RATE, FETAL/
21	(electronic adj (f?etal or f?etus) adj monitor\$).tw.
22	(monitor\$ adj3 (uterine or contraction?)).tw.
23	ELECTROMYOGRAPHY/
24	electromyogra\$.tw.
25	LOW BACK PAIN/ or LABOR PAIN/
26	(pain\$ adj (back or abdomen or abdominal or stomach)).tw.
27	(labo?r adj1 (early or latent or false or prodrom\$)).tw.
28	braxton hick\$.tw.
29	BIOLOGICAL MARKERS/
30	((biological or biochemical) adj2 (marker? or test\$)).tw.
31	((near patient or bedside) adj2 test\$).tw.
32	FIBRONECTINS/
33	((f?etal or f?etus or oncof?etal) adj3 fibronectin?).tw.
34	FFN.tw.
35	INSULIN-LIKE GROWTH FACTOR BINDING PROTEINS/
36	INSULIN-LIKE GROWTH FACTOR BINDING PROTEIN 1/
37	(insulin like growth factor binding protein\$ or IGF binding protein\$ or IGFBP\$ or IGF BP\$).tw.
38	somatomedin binding protein?.tw.
39	actim partus.tw.
40	CHORIONIC GONADOTROPIN, BETA SUBUNIT, HUMAN/
41	(human adj3 chorionic gonadotropin).tw.
42	HCG.tw.
43	(vagina? or cervix or cervic\$ or uter\$).tw.
44	and/42-43
45	or/5-41,44
46	exp "SENSITIVITY and SPECIFICITY"/
47	(diagnos\$ adj2 accura\$).tw.
48	(sensitivity or specificity).tw.
49	detect\$.ti.
50	predict\$.tw.
51	((positive or negative) adj (predictive or likelihood) adj (value? or ratio?)).tw.
52	(positive? or negative?).tw.
53	(PPV or NPV).tw.
54	or/46-53
55	and/4,45,54
56	*OBSTETRIC LABOR, PREMATURE/di [Diagnosis]
57	or/55-56

Date of initial search: 2 October 2013

Date of re-run: 26 January 2015

Database: Health Technology Assessment

Name of search: PTLB\_dx\_preterm\_labour\_RERUN3\_hta\_260215

#	Searches
1	exp OBSTETRIC LABOR, PREMATURE/
2	exp INFANT, PREMATURE/
3	((pre term or preterm or pre matur\$ or prematur\$) adj3 (labo?r\$ or birth\$ or deliver\$)).tw.
4	or/1-3
5	exp VAGINAL DISCHARGE/
6	(vagina? adj3 (discharg\$ or spotting or show or fluor)).tw.
7	CERVIX MUCUS/
8	(muc?us adj3 (plug\$ or blood\$ or opercul\$)).tw.
9	CERVIX UTERI/us [Ultrasonography]
10	CERVICAL LENGTH MEASUREMENT/
11	((cervical or cervix) adj3 (funnel\$ or effac\$ or dilat\$ or short\$ or length\$ or soft\$ or tight\$)).tw.

#	Searches
12	TVCL.tw.
13	ULTRASONOGRAPHY, PRENATAL/
14	((transvaginal or trans vaginal) adj (ultrasound or ultrasonography)).tw.
15	UTERINE CONTRACTION/
16	UTERINE MONITORING/
17	CARDIOTOGRAPHY/
18	cardiotocogra\$.tw.
19	CTG.tw.
20	HEART RATE, FETAL/
21	(electronic adj (f?etal or f?etus) adj monitor\$).tw.
22	(monitor\$ adj3 (uterine or contraction?)).tw.
23	ELECTROMYOGRAPHY/
24	electromyogra\$.tw.
25	LOW BACK PAIN/ or LABOR PAIN/
26	(pain\$ adj (back or abdomen or abdominal or stomach)).tw.
27	(labo?r adj1 (early or latent or false or prodrom\$)).tw.
28	braxton hick\$.tw.
29	BIOLOGICAL MARKERS/
30	((biological or biochemical) adj2 (marker? or test\$)).tw.
31	((near patient or bedside) adj2 test\$).tw.
32	FIBRONECTINS/
33	((f?etal or f?etus or oncof?etal) adj3 fibronectin?).tw.
34	FFN.tw.
35	INSULIN-LIKE GROWTH FACTOR BINDING PROTEINS/
36	INSULIN-LIKE GROWTH FACTOR BINDING PROTEIN 1/
37	(insulin like growth factor binding protein\$ or IGF binding protein\$ or IGFBP\$ or IGF BP\$).tw.
38	somatomedin binding protein?.tw.
39	actim partus.tw.
40	CHORIONIC GONADOTROPIN, BETA SUBUNIT, HUMAN/
41	(human adj3 chorionic gonadotropin).tw.
42	HCG.tw.
43	(vagina? or cervix or cervix\$ or uter\$).tw.
44	and/42-43
45	or/5-41,44
46	exp "SENSITIVITY and SPECIFICITY"/
47	(diagnos\$ adj2 accura\$).tw.
48	(sensitivity or specificity).tw.
49	detect\$.ti.
50	predict\$.tw.
51	((positive or negative) adj (predictive or likelihood) adj (value? or ratio?)).tw.
52	(positive? or negative?).tw.
53	(PPV or NPV).tw.
54	or/46-53
55	and/4,45,54
56	*OBSTETRIC LABOR, PREMATURE/di [Diagnosis]
57	or/55-56

Date of initial search: 2 October 2013

Date of re-run: 26 January 2015

Database: NHS Economic Evaluation Database

Name of search: PTLB\_dx\_preterm\_labour\_economic\_RERUN3\_nhseed\_260215

#	Searches
1	exp OBSTETRIC LABOR, PREMATURE/
2	exp INFANT, PREMATURE/
3	((pre term or preterm or pre matur\$ or prematur\$) adj3 (labo?r\$ or birth\$ or deliver\$)).tw.
4	or/1-3
5	exp VAGINAL DISCHARGE/
6	(vagina? adj3 (discharg\$ or spotting or show or fluor)).tw.
7	CERVIX MUCUS/
8	(muc?us adj3 (plug\$ or blood\$ or opercul\$)).tw.
9	CERVIX UTERI/us [Ultrasonography]
10	CERVICAL LENGTH MEASUREMENT/
11	((cervical or cervix) adj3 (funnel\$ or effac\$ or dilat\$ or short\$ or length\$ or soft\$ or tight\$)).tw.
12	TVCL.tw.

#	Searches
13	ULTRASONOGRAPHY, PRENATAL/
14	((transvaginal or trans vaginal) adj (ultrasound or ultrasonography)).tw.
15	UTERINE CONTRACTION/
16	UTERINE MONITORING/
17	CARDIOTOCOGRAPHY/
18	cardiotocogra\$.tw.
19	CTG.tw.
20	HEART RATE, FETAL/
21	(electronic adj (f?etal or f?etus) adj monitor\$).tw.
22	(monitor\$ adj3 (uterine or contraction?)).tw.
23	ELECTROMYOGRAPHY/
24	electromyogra\$.tw.
25	LOW BACK PAIN/ or LABOR PAIN/
26	(pain\$ adj (back or abdomen or abdominal or stomach)).tw.
27	(labo?r adj1 (early or latent or false or prodrom\$)).tw.
28	braxton hick\$.tw.
29	BIOLOGICAL MARKERS/
30	((biological or biochemical) adj2 (marker? or test\$)).tw.
31	((near patient or bedside) adj2 test\$).tw.
32	FIBRONECTINS/
33	((f?etal or f?etus or oncof?etal) adj3 fibronectin?).tw.
34	FFN.tw.
35	INSULIN-LIKE GROWTH FACTOR BINDING PROTEINS/
36	INSULIN-LIKE GROWTH FACTOR BINDING PROTEIN 1/
37	(insulin like growth factor binding protein\$ or IGF binding protein\$ or IGFBP\$ or IGF BP\$).tw.
38	somatomedin binding protein?.tw.
39	actim partus.tw.
40	CHORIONIC GONADOTROPIN, BETA SUBUNIT, HUMAN/
41	(human adj3 chorionic gonadotropin).tw.
42	HCG.tw.
43	(vagina? or cervix or cervix\$ or uter\$).tw.
44	and/42-43
45	or/5-41,44
46	exp "SENSITIVITY and SPECIFICITY"/
47	(diagnos\$ adj2 accura\$).tw.
48	(sensitivity or specificity).tw.
49	detect\$.ti.
50	predict\$.tw.
51	((positive or negative) adj (predictive or likelihood) adj (value? or ratio?)).tw.
52	(positive? or negative?).tw.
53	(PPV or NPV).tw.
54	or/46-53
55	and/4,45,54
56	*OBSTETRIC LABOR, PREMATURE/di [Diagnosis]
57	or/55-56

Date of initial search: 2 October 2013

Date of re-run: 26 January 2015

Database: Embase

Name of search: PTLB\_dx\_preterm\_labour\_economic\_RERUN3\_embase\_260215

#	Searches
1	HEALTH ECONOMICS/
2	exp ECONOMIC EVALUATION/
3	exp HEALTH CARE COST/
4	exp FEE/
5	BUDGET/
6	FUNDING/
7	RESOURCE ALLOCATION/
8	budget*.ti,ab.
9	cost*.ti,ab.
10	(economic* or pharmaco?economic*).ti,ab.
11	(price* or pricing*).ti,ab.
12	(financ* or fee or fees or expenditure* or saving*).ti,ab.
13	(value adj2 (money or monetary)).ti,ab.

#	Searches
14	resourc* allocat*.ti,ab.
15	(fund or funds or funding* or funded).ti,ab.
16	(ration or rations or rationing* or rationed).ti,ab.
17	or/1-16
18	"IMMATURE and PREMATURE LABOR"/ or LABOR COMPLICATION/ or IMMATURITY/ or PREMATURE LABOR/ or PREMATURITY/
19	((pre term or preterm or pre matur\$ or prematur\$) adj3 (labo?r\$ or birth\$ or deliver\$)).ti,ab.
20	or/18-19
21	VAGINA DISCHARGE/
22	(vagina? adj3 (discharg\$ or spotting or show or fluor)).ti,ab.
23	UTERINE CERVIX MUCUS/
24	(muc?us adj3 (plug\$ or blood\$ or opercul\$)).ti,ab.
25	exp UTERINE CERVIX/
26	TRANSVAGINAL ECHOGRAPHY/
27	and/25-26
28	CERVICAL LENGTH MEASUREMENT/
29	((cervical or cervix) adj3 (funnel\$ or effac\$ or dilat\$ or short\$ or length\$ or soft\$ or tight\$)).ti,ab.
30	TVCL.ti,ab.
31	((transvaginal or trans vaginal) adj (ultrasound or ultrasonography)).ti,ab.
32	UTERUS CONTRACTION/
33	FETUS MONITORING/
34	CARDIOTOCOGRAPHY/
35	cardiotocogra\$.ti,ab.
36	CTG.ti,ab.
37	FETUS HEART RATE/
38	(electronic adj (f?etal or f?etus) adj monitor\$).ti,ab.
39	(monitor\$ adj3 (uterine or contraction?)).ti,ab.
40	ELECTROMYOGRAPHY/
41	electromyogra\$.ti,ab.
42	LABOR PAIN/ or LOW BACK PAIN/
43	(pain\$ adj (back or abdomen or abdominal or stomach)).ti,ab.
44	(labo?r adj1 (early or latent or false or prodrom\$)).ti,ab.
45	braxton hick\$.ti,ab.
46	BIOLOGICAL MARKER/
47	((biological or biochemical) adj2 (marker? or test\$)).ti,ab.
48	((near patient or bedside) adj2 test\$).ti,ab.
49	FIBRONECTIN/
50	((f?etal or f?etus or oncof?etal) adj3 fibronectin?).ti,ab.
51	FFN.ti,ab.
52	SOMATOMEDIN BINDING PROTEIN/
53	(insulin like growth factor binding protein\$ or IGF binding protein\$ or IGFBP\$ or IGF BP\$).ti,ab.
54	somatomedin binding protein?.ti,ab.
55	actim partus.ti,ab.
56	CHORIONIC GONADOTROPIN BETA SUBUNIT/
57	(human adj3 chorionic gonadotropin).ti,ab.
58	HCG.ti,ab.
59	(vagina? or cervix or cervic\$ or uter\$).ti,ab.
60	and/58-59
61	or/21-24,27-57,60
62	DIAGNOSTIC ACCURACY/
63	DIAGNOSTIC VALUE/
64	(diagnos\$ adj2 accura\$).ti,ab.
65	(sensitivity or specificity).ti,ab.
66	detect\$.ti.
67	predict\$.ti,ab.
68	((positive or negative) adj (predictive or likelihood) adj (value? or ratio?)).ti,ab.
69	(positive? or negative?).ti,ab.
70	(PPV or NPV).ti,ab.
71	or/62-70
72	and/20,61,71
73	*PREMATURE LABOR/di [Diagnosis]
74	or/72-73
75	limit 74 to english language
76	conference abstract.pt.
77	letter.pt. or LETTER/
78	note.pt.
79	editorial.pt.
80	CASE REPORT/ or CASE STUDY/
81	(letter or comment* or abstracts).ti.
82	or/76-81

#	Searches
83	RANDOMIZED CONTROLLED TRIAL/ or random*.ti,ab.
84	82 not 83
85	ANIMAL/ not HUMAN/
86	NONHUMAN/
87	exp ANIMAL EXPERIMENT/
88	exp EXPERIMENTAL ANIMAL/
89	ANIMAL MODEL/
90	exp RODENT/
91	(rat or rats or mouse or mice).ti.
92	or/84-91
93	75 not 92
94	and/17,93

## E.8 Maternal corticosteroids

### E.8.1 What is the clinical effectiveness of a single course of maternal corticosteroids for fetal lung maturation given at different gestations in improving preterm neonatal outcomes? What is the clinical effectiveness of repeat courses of maternal corticosteroids for fetal lung maturation in improving preterm neonatal outcomes?

Date of initial search: 30 May 2013

Date of re-run: 7 March 2015

Database: Medline

Name of search: PTLB\_corticosteroids\_RERUN3\_medline\_070315

#	Searches
1	META-ANALYSIS/
2	META-ANALYSIS AS TOPIC/
3	(meta analy* or metanaly* or metaanaly*).ti,ab.
4	((systematic* or evidence*) adj2 (review* or overview*)).ti,ab.
5	(reference list* or bibliograph* or hand search* or manual search* or relevant journals).ab.
6	(search strategy or search criteria or systematic search or study selection or data extraction).ab.
7	(search* adj4 literature).ab.
8	(medline or pubmed or cochrane or embase or psychlit or psyclit or psychinfo or psycinfo or cinahl or science citation index or bids or cancerlit).ab.
9	cochrane.jw.
10	or/1-9
11	randomized controlled trial.pt.
12	controlled clinical trial.pt.
13	pragmatic clinical trial.pt.
14	randomi#ed.ab.
15	placebo.ab.
16	randomly.ab.
17	CLINICAL TRIALS AS TOPIC/
18	trial.ti.

#	Searches
19	or/11-18
20	or/10,19
21	exp OBSTETRIC LABOR, PREMATURE/
22	exp INFANT,PREMATURE/
23	exp INFANT, LOW BIRTH WEIGHT/
24	GESTATIONAL AGE/
25	(pre term or preterm or pre matur\$ or prematur\$ or pre#mie? or premie or premies or low birth weight? or low birthweight? or LBW? or VLBW?).ti,ab.
26	(gestat\$ adj2 age?).ti,ab.
27	or/21-26
28	exp RESPIRATORY DISTRESS SYNDROME, NEWBORN/
29	FETAL ORGAN MATURITY/
30	ANTHROPOMETRY/
31	RDS.ti,ab.
32	((respirat\$ or breath\$) adj3 (distress\$ or difficult\$ or problem? or fail\$)).ti,ab.
33	((lung? or pulmonar?) adj3 (matur\$ or deliver? or disease?)).ti,ab.
34	or/28-33
35	*ADRENAL CORTEX HORMONES/
36	exp GLUCOCORTICIDS/
37	HYDROCORTISONE/
38	(betamethasone or dexamethasone or hydrocortisone).ti,ab.
39	(cellestoderm or betadexamethasone or celestona or celeston or betamethasone or celestone or cortef or solu cortef or hydrocortone or efcortisol).ti,ab.
40	betnesol.ti,ab.
41	PRENATAL CARE/ and (glucocorticoid? or corticosteroid? or corti costeroid? or steroid\$).ti,ab.
42	((antenatal\$ or ante natal\$ or prenatal\$ or pre natal\$ or maternal\$ or mother?) adj3 (glucocorticoid? or corticosteroid? or corti costeroid? or steroid\$)).ti,ab.
43	or/35-42
44	and/27,34,43
45	and/20,44
46	limit 45 to english language
47	LETTER/
48	EDITORIAL/
49	NEWS/
50	exp HISTORICAL ARTICLE/
51	ANECDOTES AS TOPIC/
52	COMMENT/
53	CASE REPORT/
54	(letter or comment* or abstracts).ti.
55	or/47-54
56	RANDOMIZED CONTROLLED TRIAL/ or random*.ti,ab.
57	55 not 56
58	ANIMALS/ not HUMANS/
59	exp ANIMALS, LABORATORY/
60	exp ANIMAL EXPERIMENTATION/
61	exp MODELS, ANIMAL/
62	exp RODENTIA/
63	(rat or rats or mouse or mice).ti.
64	or/57-63
65	46 not 64

Date of initial search: 30 May 2013

Date of re-run: 7 March 2015

Database: Medline In-Process

Name of search: PTLB\_corticosteroids\_RERUN3\_mip\_070315

#	Searches
1	(pre term or preterm or pre matur\$ or prematur\$ or pre#mie? or premie or premies or low birth weight? or low birthweight? or LBW? or VLBW?).ti,ab.
2	(gestat\$ adj2 age?).ti,ab.
3	or/1-2
4	(respiratory adj3 (syndrome or disease)).ti,ab.
5	((fetus or fetal or foetal or foetus) adj3 (lung? or pulmonar\$)).ti,ab.
6	RDS.ti,ab.
7	((respirat\$ or breath\$) adj3 (distress\$ or difficult\$ or problem? or failure or fail or failed)).ti,ab.
8	((lung? or pulmonar?) adj3 (matur\$ or deliver? or disease?)).ti,ab.

#	Searches
9	or/4-8
10	(betamethasone or dexamethasone or hydrocortisone).ti,ab.
11	(cellestoderm or betadexamethasone or celestona or celeston or betamethasone or celestone or flubenisolone or cortef or solu cortef or hydrocortone or efcortisol).ti,ab.
12	betnesol.ti,ab.
13	((antenatal\$ or ante natal\$ or prenatal\$ or pre natal\$ or maternal\$ or mother?) adj3 (glucocorticoid? or corticosteroid? or corti costeroid? or steroid\$)).ti,ab.
14	or/10-13
15	and/3,9,14

Date of initial search: 30 May 2013

Date of re-run: 7 March 2015

Database: Cochrane Central Register of Controlled Trials

Name of search: PTLB\_corticosteroids\_RERUN3\_ctr\_070315

#	Searches
1	exp OBSTETRIC LABOR, PREMATURE/
2	exp INFANT, PREMATURE/
3	exp INFANT, LOW BIRTH WEIGHT/
4	GESTATIONAL AGE/
5	(pre term or preterm or pre matur\$ or prematur\$ or pre#mie? or premie or premies or low birth weight? or low birthweight? or LBW? or VLBW?).ti,ab.
6	(gestat\$ adj2 age?).ti,ab.
7	or/1-6
8	exp RESPIRATORY DISTRESS SYNDROME, NEWBORN/
9	FETAL ORGAN MATURITY/
10	ANTHROPOMETRY/
11	RDS.ti,ab.
12	((respirat\$ or breath\$) adj3 (distress\$ or difficult\$ or problem? or failure or fail or failed)).ti,ab.
13	((lung? or pulmonar?) adj3 (matur\$ or deliver? or disease?)).ti,ab.
14	or/8-13
15	*ADRENAL CORTEX HORMONES/
16	exp GLUCOCORTICOID\$/
17	HYDROCORTISONE/
18	(betamethasone or dexamethasone or hydrocortisone).ti,ab.
19	(cellestoderm or betadexamethasone or celestona or celeston or betamethasone or celestone or cortef or solu cortef or hydrocortone or efcortisol).ti,ab.
20	betnesol.ti,ab.
21	PRENATAL CARE/ and (glucocorticoid? or corticosteroid? or corti costeroid? or steroid\$).ti,ab.
22	((antenatal\$ or ante natal\$ or prenatal\$ or pre natal\$ or maternal\$ or mother?) adj3 (glucocorticoid? or corticosteroid? or corti costeroid? or steroid\$)).ti,ab.
23	or/15-22
24	and/7,14,23

Date of initial search: 30 May 2013

Date of re-run: 7 March 2015

Database: Cochrane Database of Systematic Reviews, Database of Abstracts of Reviews of Effects

Name of search: PTLB\_corticosteroids\_RERUN3\_cdsrdare\_070315

#	Searches
1	OBSTETRIC LABOR, PREMATURE.kw.
2	INFANT, PREMATURE.kw.
3	INFANT, LOW BIRTH WEIGHT.kw.
4	GESTATIONAL AGE.kw.
5	(pre term or preterm or pre matur\$ or prematur\$ or pre#mie? or premie or premies or low birth weight? or low birthweight? or LBW? or VLBW?).tw,tx.
6	(gestat\$ adj2 age?).tw,tx.
7	or/1-6
8	RESPIRATORY DISTRESS SYNDROME, NEWBORN.kw.



#	Searches
9	FETAL ORGAN MATURITY.kw.
10	ANTHROPOMETRY.kw.
11	RDS.tw,tx.
12	((respirat\$ or breath\$) adj3 (distress\$ or difficult\$ or problem? or failure or fail or failed)).tw,tx.
13	((lung? or pulmonar?) adj3 (matur\$ or deliver? or disease?)).tw,tx.
14	or/8-13
15	ADRENAL CORTEX HORMONES.kw.
16	GLUCOCORTICOIDS.kw.
17	HYDROCORTISONE.kw.
18	(betamethasone or dexamethasone or hydrocortisone).tw,tx.
19	(cellestoderm or betadexamethasone or celestona or celeston or betamethasone or celestone or cortef or solu cortef or hydrocortone or efcortisol).tw,tx.
20	betnesol.tw,tx.
21	PRENATAL CARE.kw. and (glucocorticoid? or corticosteroid? or corti costeroid? or steroid\$).tw,tx.
22	((antenatal\$ or ante natal\$ or prenatal\$ or pre natal\$ or maternal\$ or mother?) adj3 (glucocorticoid? or corticosteroid? or corti costeroid? or steroid\$)).tw,tx.
23	or/15-22
24	and/7,14,23

Date of initial search: 30 May 2013

Date of re-run: 7 March 2015

Database: Health Technology Assessment

Name of search: PTLB\_corticosteroids\_RERUN3\_hta\_070315

#	Searches
1	exp OBSTETRIC LABOR, PREMATURE/
2	exp INFANT,PREMATURE/
3	exp INFANT, LOW BIRTH WEIGHT/
4	GESTATIONAL AGE/
5	(pre term or preterm or pre matur\$ or prematur\$ or pre#mie? or premie or premies or low birth weight? or low birthweight? or LBW? or VLBW?).tw.
6	(gestat\$ adj2 age?).tw.
7	or/1-6
8	exp RESPIRATORY DISTRESS SYNDROME, NEWBORN/
9	FETAL ORGAN MATURITY/
10	ANTHROPOMETRY/
11	RDS.tw.
12	((respirat\$ or breath\$) adj3 (distress\$ or difficult\$ or problem? or failure or fail or failed)).tw.
13	((lung? or pulmonar?) adj3 (matur\$ or deliver? or disease?)).tw.
14	or/8-13
15	*ADRENAL CORTEX HORMONES/
16	exp GLUCOCORTICOIDS/
17	HYDROCORTISONE/
18	(betamethasone or dexamethasone or hydrocortisone).tw.
19	(cellestoderm or betadexamethasone or celestona or celeston or betamethasone or celestone or cortef or solu cortef or hydrocortone or efcortisol).tw.
20	betnesol.tw.
21	PRENATAL CARE/ and (glucocorticoid? or corticosteroid? or corti costeroid? or steroid\$).tw.
22	((antenatal\$ or ante natal\$ or prenatal\$ or pre natal\$ or maternal\$ or mother?) adj3 (glucocorticoid? or corticosteroid? or corti costeroid? or steroid\$)).tw.
23	or/15-22
24	and/7,14,23

Date of initial search: 30 May 2013

Date of re-run: 7 March 2015

Database: Embase

Name of search: PTLB\_corticosteroids\_RERUN3\_embase\_070315

#	Searches
1	SYSTEMATIC REVIEW/
2	META-ANALYSIS/

#	Searches
3	(meta analy* or metanaly* or metaanaly*).ti,ab.
4	((systematic or evidence) adj2 (review* or overview*)).ti,ab.
5	(reference list* or bibliograph* or hand search* or manual search* or relevant journals).ab.
6	(search strategy or search criteria or systematic search or study selection or data extraction).ab.
7	(search* adj4 literature).ab.
8	(medline or pubmed or cochrane or embase or psychlit or psyclit or psychinfo or psycinfo or cinahl or science citation index or bids or cancerlit).ab.
9	((pool* or combined) adj2 (data or trials or studies or results)).ab.
10	cochrane.jw.
11	or/1-10
12	random*.ti,ab.
13	factorial*.ti,ab.
14	(crossover* or cross over*).ti,ab.
15	((doubl* or singl*) adj blind*).ti,ab.
16	(assign* or allocat* or volunteer* or placebo*).ti,ab.
17	CROSSOVER PROCEDURE/
18	SINGLE BLIND PROCEDURE/
19	RANDOMIZED CONTROLLED TRIAL/
20	DOUBLE BLIND PROCEDURE/
21	or/12-20
22	or/11,21
23	exp "IMMATURE AND PREMATURE LABOR"/
24	exp LOW BIRTH WEIGHT/
25	GESTATIONAL AGE/
26	(pre term or preterm or pre matur\$ or prematur\$ or pre#mie? or premie or premies or low birth weight? or low birthweight? or LBW? or VLBW?).ti,ab.
27	(gestat\$ adj2 age?).ti,ab.
28	or/23-27
29	NEONATAL RESPIRATORY DISTRESS SYNDROME/
30	FETUS LUNG MATURITY/
31	ANTHROPOMETRY/
32	RDS.ti,ab.
33	((respirat\$ or breath\$) adj3 (distress\$ or difficult\$ or problem? or fail or failed or failure)).ti,ab.
34	((lung? or pulmonar?) adj3 (matur\$ or deliver? or disease?)).ti,ab.
35	or/29-34
36	exp CORTICOSTEROID/
37	CORTICOSTEROID THERAPY/
38	exp GLUCOCORTICOID/
39	(betamethasone or dexamethasone or hydrocortisone).ti,ab.
40	(cellestoderm or betadexamethasone or celestona or celeston or betamethasone or celestone or cortef or solu cortef or hydrocortone or efcortisol).ti,ab.
41	betnesol.ti,ab.
42	PRENATAL CARE/ and (glucocorticoid? or corticosteroid? or corti costeroid? or steroid\$).ti,ab.
43	((antenatal\$ or ante natal\$ or prenatal\$ or pre natal\$ or maternal\$ or mother?) adj3 (glucocorticoid? or corticosteroid? or corti costeroid? or steroid\$)).ti,ab.
44	or/36-43
45	and/28,35,44
46	and/22,45
47	limit 46 to english language
48	conference abstract.pt.
49	letter.pt. or LETTER/
50	note.pt.
51	editorial.pt.
52	CASE REPORT/ or CASE STUDY/
53	(letter or comment* or abstracts).ti.
54	or/48-53
55	RANDOMIZED CONTROLLED TRIAL/ or random*.ti,ab.
56	54 not 55
57	ANIMAL/ not HUMAN/
58	NONHUMAN/
59	exp ANIMAL EXPERIMENT/
60	exp EXPERIMENTAL ANIMAL/
61	ANIMAL MODEL/
62	exp RODENT/
63	(rat or rats or mouse or mice).ti.
64	or/56-63
65	47 not 64

### E.8.1.1 Health economics search

Date of initial search: 1 October 2013

Date of re-run: 7 March 2015

Database: Medline

Name of search: PTLB\_corticosteroids\_economics\_RERUN3\_medline\_070315

#	Searches
1	ECONOMICS/
2	VALUE OF LIFE/
3	exp "COSTS AND COST ANALYSIS"/
4	exp ECONOMICS, HOSPITAL/
5	exp ECONOMICS, MEDICAL/
6	exp RESOURCE ALLOCATION/
7	ECONOMICS, NURSING/
8	ECONOMICS, PHARMACEUTICAL/
9	exp "FEES AND CHARGES"/
10	exp BUDGETS/
11	budget*.ti,ab.
12	cost*.ti,ab.
13	(economic* or pharmaco?economic*).ti,ab.
14	(price* or pricing*).ti,ab.
15	(financ* or fee or fees or expenditure* or saving*).ti,ab.
16	(value adj2 (money or monetary)).ti,ab.
17	resourc* allocat*.ti,ab.
18	(fund or funds or funding* or funded).ti,ab.
19	(ration or rations or rationing* or rationed).ti,ab.
20	ec.fs.
21	or/1-20
22	exp OBSTETRIC LABOR, PREMATURE/
23	exp INFANT, PREMATURE/
24	exp INFANT, LOW BIRTH WEIGHT/
25	GESTATIONAL AGE/
26	(pre term or preterm or pre matur\$ or prematur\$ or pre#mie? or premie or premies or low birth weight? or low birthweight? or LBW? or VLBW?).ti,ab.
27	(gestat\$ adj2 age?).ti,ab.
28	or/22-27
29	exp RESPIRATORY DISTRESS SYNDROME, NEWBORN/
30	FETAL ORGAN MATURITY/
31	ANTHROPOMETRY/
32	RDS.ti,ab.
33	((respirat\$ or breath\$) adj3 (distress\$ or difficult\$ or problem? or fail\$)).ti,ab.
34	((lung? or pulmonar?) adj3 (matur\$ or deliver? or disease?)).ti,ab.
35	or/29-34
36	*ADRENAL CORTEX HORMONES/
37	exp GLUCOCORTICOIDS/
38	HYDROCORTISONE/
39	(betamethasone or dexamethasone or hydrocortisone).ti,ab.
40	(cellestoderm or betadexamethasone or celestona or celeston or betamethasone or celestone or cortef or solu cortef or hydrocortone or efcortisol).ti,ab.
41	betnesol.ti,ab.
42	PRENATAL CARE/ and (glucocorticoid? or corticosteroid? or corti costeroid? or steroid\$).ti,ab.
43	((antenatal\$ or ante natal\$ or prenatal\$ or pre natal\$ or maternal\$ or mother?) adj3 (glucocorticoid? or corticosteroid? or corti costeroid? or steroid\$)).ti,ab.
44	or/36-43
45	and/28,35,44
46	limit 45 to english language
47	LETTER/
48	EDITORIAL/
49	NEWS/
50	exp HISTORICAL ARTICLE/
51	ANECDOTES AS TOPIC/
52	COMMENT/
53	CASE REPORT/
54	(letter or comment* or abstracts).ti.
55	or/47-54
56	RANDOMIZED CONTROLLED TRIAL/ or random*.ti,ab.
57	55 not 56

#	Searches
58	ANIMALS/ not HUMANS/
59	exp ANIMALS, LABORATORY/
60	exp ANIMAL EXPERIMENTATION/
61	exp MODELS, ANIMAL/
62	exp RODENTIA/
63	(rat or rats or mouse or mice).ti.
64	or/57-63
65	46 not 64
66	and/21,65

Date of initial search: 1 October 2013

Date of re-run: 7 March 2015

Database: Cochrane Central Register of Controlled Trials

Name of search: PTLB\_corticosteroids\_economics\_RERUN3\_ctr\_070315

#	Searches
1	ECONOMICS/
2	VALUE OF LIFE/
3	exp "COSTS AND COST ANALYSIS"/
4	exp ECONOMICS, HOSPITAL/
5	exp ECONOMICS, MEDICAL/
6	exp RESOURCE ALLOCATION/
7	ECONOMICS, NURSING/
8	ECONOMICS, PHARMACEUTICAL/
9	exp "FEES AND CHARGES"/
10	exp BUDGETS/
11	budget*.ti,ab.
12	cost*.ti,ab.
13	(economic* or pharmaco?economic*).ti,ab.
14	(price* or pricing*).ti,ab.
15	(financ* or fee or fees or expenditure* or saving*).ti,ab.
16	(value adj2 (money or monetary)).ti,ab.
17	resourc* allocat*.ti,ab.
18	(fund or funds or funding* or funded).ti,ab.
19	(ration or rations or rationing* or rationed).ti,ab.
20	ec.fs.
21	or/1-20
22	exp OBSTETRIC LABOR, PREMATURE/
23	exp INFANT, PREMATURE/
24	exp INFANT, LOW BIRTH WEIGHT/
25	GESTATIONAL AGE/
26	(pre term or preterm or pre matur\$ or prematur\$ or pre#mie? or premie or premies or low birth weight? or low birthweight? or LBW? or VLBW?).ti,ab.
27	(gestat\$ adj2 age?).ti,ab.
28	or/22-27
29	exp RESPIRATORY DISTRESS SYNDROME, NEWBORN/
30	FETAL ORGAN MATURITY/
31	ANTHROPOMETRY/
32	RDS.ti,ab.
33	((respirat\$ or breath\$) adj3 (distress\$ or difficult\$ or problem? or fail\$)).ti,ab.
34	((lung? or pulmonar?) adj3 (matur\$ or deliver? or disease?)).ti,ab.
35	or/29-34
36	*ADRENAL CORTEX HORMONES/
37	exp GLUCOCORTICOIDS/
38	HYDROCORTISONE/
39	(betamethasone or dexamethasone or hydrocortisone).ti,ab.
40	(cellestoderm or betadexamethasone or celestona or celeston or betamethasone or celestone or cortef or solu cortef or hydrocortone or efcortisol).ti,ab.
41	betnesol.ti,ab.
42	PRENATAL CARE/ and (glucocorticoid? or corticosteroid? or corti costeroid? or steroid\$).ti,ab.
43	((antenatal\$ or ante natal\$ or prenatal\$ or pre natal\$ or maternal\$ or mother?) adj3 (glucocorticoid? or corticosteroid? or corti costeroid? or steroid\$)).ti,ab.
44	or/36-43
45	and/28,35,44
46	and/21,45

Date of initial search: 1 October 2013

Date of re-run: 7 March 2015

Database: Health Technology Assessment

Name of search: PTLB\_corticosteroids\_RERUN3\_hta\_070315

#	Searches
1	exp OBSTETRIC LABOR, PREMATURE/
2	exp INFANT, PREMATURE/
3	exp INFANT, LOW BIRTH WEIGHT/
4	GESTATIONAL AGE/
5	(pre term or preterm or pre matur\$ or prematur\$ or pre#mie? or premie or premies or low birth weight? or low birthweight? or LBW? or VLBW?).tw.
6	(gestat\$ adj2 age?).tw.
7	or/1-6
8	exp RESPIRATORY DISTRESS SYNDROME, NEWBORN/
9	FETAL ORGAN MATURITY/
10	ANTHROPOMETRY/
11	RDS.tw.
12	((respirat\$ or breath\$) adj3 (distress\$ or difficult\$ or problem? or failure or fail or failed)).tw.
13	((lung? or pulmonar?) adj3 (matur\$ or deliver? or disease?)).tw.
14	or/8-13
15	*ADRENAL CORTEX HORMONES/
16	exp GLUCOCORTICOIDS/
17	HYDROCORTISONE/
18	(betamethasone or dexamethasone or hydrocortisone).tw.
19	(cellestoderm or betadexamethasone or celestona or celeston or betamethasone or celestone or cortef or solu cortef or hydrocortone or efcortisol).tw.
20	betnesol.tw.
21	PRENATAL CARE/ and (glucocorticoid? or corticosteroid? or corti costeroid? or steroid\$).tw.
22	((antenatal\$ or ante natal\$ or prenatal\$ or pre natal\$ or maternal\$ or mother?) adj3 (glucocorticoid? or corticosteroid? or corti costeroid? or steroid\$)).tw.
23	or/15-22
24	and/7,14,23

Date of initial search: 1 October 2013

Date of re-run: 7 March 2015

Database: NHS Economic Evaluation Database

Name of search: PTLB\_corticosteroids\_economics\_RERUN3\_nhseed\_070315

#	Searches
1	exp OBSTETRIC LABOR, PREMATURE/
2	exp INFANT, PREMATURE/
3	exp INFANT, LOW BIRTH WEIGHT/
4	GESTATIONAL AGE/
5	(pre term or preterm or pre matur\$ or prematur\$ or pre#mie? or premie or premies or low birth weight? or low birthweight? or LBW? or VLBW?).tw.
6	(gestat\$ adj2 age?).tw.
7	or/1-6
8	exp RESPIRATORY DISTRESS SYNDROME, NEWBORN/
9	FETAL ORGAN MATURITY/
10	ANTHROPOMETRY/
11	RDS.tw.
12	((respirat\$ or breath\$) adj3 (distress\$ or difficult\$ or problem? or failure or fail or failed)).tw.
13	((lung? or pulmonar?) adj3 (matur\$ or deliver? or disease?)).tw.
14	or/8-13
15	*ADRENAL CORTEX HORMONES/
16	exp GLUCOCORTICOIDS/
17	HYDROCORTISONE/
18	(betamethasone or dexamethasone or hydrocortisone).tw.
19	(cellestoderm or betadexamethasone or celestona or celeston or betamethasone or celestone or cortef or solu cortef or hydrocortone or efcortisol).tw.
20	betnesol.tw.

#	Searches
21	PRENATAL CARE/ and (glucocorticoid? or corticosteroid? or corti costeroid? or steroid\$.tw.
22	((antenatal\$ or ante natal\$ or prenatal\$ or pre natal\$ or maternal\$ or mother?) adj3 (glucocorticoid? or corticosteroid? or corti costeroid? or steroid\$)).tw.
23	or/15-22
24	and/7,14,23

Date of initial search: 1 October 2013

Date of re-run: 7 March 2015

Database: Embase

Name of search: PTLB\_corticosteroids\_economics\_RERUN3\_embase\_070315

#	Searches
1	HEALTH ECONOMICS/
2	exp ECONOMIC EVALUATION/
3	exp HEALTH CARE COST/
4	exp FEE/
5	BUDGET/
6	FUNDING/
7	RESOURCE ALLOCATION/
8	budget*.ti,ab.
9	cost*.ti,ab.
10	(economic* or pharmaco?economic*).ti,ab.
11	(price* or pricing*).ti,ab.
12	(financ* or fee or fees or expenditure* or saving*).ti,ab.
13	(value adj2 (money or monetary)).ti,ab.
14	resourc* allocat*.ti,ab.
15	(fund or funds or funding* or funded).ti,ab.
16	(ration or rations or rationing* or rationed).ti,ab.
17	or/1-16
18	exp "IMMATURE AND PREMATURE LABOR"/
19	exp LOW BIRTH WEIGHT/
20	GESTATIONAL AGE/
21	(pre term or preterm or pre matur\$ or prematur\$ or pre#mie? or premie or premies or low birth weight? or low birthweight? or LBW? or VLBW?).ti,ab.
22	(gestat\$ adj2 age?).ti,ab.
23	or/18-22
24	NEONATAL RESPIRATORY DISTRESS SYNDROME/
25	FETUS LUNG MATURITY/
26	ANTHROPOMETRY/
27	RDS.ti,ab.
28	((respirat\$ or breath\$) adj3 (distress\$ or difficult\$ or problem? or fail or failed or failure)).ti,ab.
29	((lung? or pulmonar?) adj3 (matur\$ or deliver? or disease?)).ti,ab.
30	or/24-29
31	exp CORTICOSTEROID/
32	CORTICOSTEROID THERAPY/
33	exp GLUCOCORTICOID/
34	(betamethasone or dexamethasone or hydrocortisone).ti,ab.
35	(cellestoderm or betadexamethasone or celestona or celeston or betamethasone or celestone or cortef or solu cortef or hydrocortone or efcortisol).ti,ab.
36	betnesol.ti,ab.
37	PRENATAL CARE/ and (glucocorticoid? or corticosteroid? or corti costeroid? or steroid\$).ti,ab.
38	((antenatal\$ or ante natal\$ or prenatal\$ or pre natal\$ or maternal\$ or mother?) adj3 (glucocorticoid? or corticosteroid? or corti costeroid? or steroid\$)).ti,ab.
39	or/31-38
40	and/23,30,39
41	limit 40 to english language
42	conference abstract.pt.
43	letter.pt. or LETTER/
44	note.pt.
45	editorial.pt.
46	CASE REPORT/ or CASE STUDY/
47	(letter or comment* or abstracts).ti.
48	or/42-47
49	RANDOMIZED CONTROLLED TRIAL/ or random*.ti,ab.
50	48 not 49
51	ANIMAL/ not HUMAN/

#	Searches
52	NONHUMAN/
53	exp ANIMAL EXPERIMENT/
54	exp EXPERIMENTAL ANIMAL/
55	ANIMAL MODEL/
56	exp RODENT/
57	(rat or rats or mouse or mice).ti.
58	or/50-57
59	41 not 58
60	and/17,59

## E.9 Magnesium sulfate for neuroprotection

### E.9.1 What is the clinical and cost effectiveness of magnesium sulphate given to women at high risk of giving birth preterm (defined as those suspected to be in preterm labour or diagnosed as being in preterm labour and those having planned preterm birth) for preventing cerebral palsy and other neurological disorders in babies born at different preterm gestations?

Date of initial search: 9 April 2013

Date of re-run: 8 March 2015

Database: Medline

Name of search: PTLB\_MgSO4\_neuroprotection\_RERUN3\_medline\_080315

#	Searches
1	META-ANALYSIS/
2	META-ANALYSIS AS TOPIC/
3	(meta analy* or metanaly* or metaanaly*).ti,ab.
4	((systematic* or evidence*) adj2 (review* or overview*)).ti,ab.
5	(reference list* or bibliograph* or hand search* or manual search* or relevant journals).ab.
6	(search strategy or search criteria or systematic search or study selection or data extraction).ab.
7	(search* adj4 literature).ab.
8	(medline or pubmed or cochrane or embase or psychlit or psyclit or psychinfo or psycinfo or cinahl or science citation index or bids or cancerlit).ab.
9	cochrane.jw.
10	or/1-9
11	randomized controlled trial.pt.
12	controlled clinical trial.pt.
13	pragmatic clinical trial.pt.
14	randomi#ed.ab.
15	placebo.ab.
16	randomly.ab.
17	CLINICAL TRIALS AS TOPIC/
18	trial.ti.
19	or/11-18
20	or/10,19
21	exp OBSTETRIC LABOR, PREMATURE/
22	exp INFANT, PREMATURE/
23	exp INFANT, LOW BIRTH WEIGHT/
24	(preterm or pre term or prematur\$ or pre matur\$ or premie? or low birth weight? or low birthweight? or LBW? or VLBW?).ti,ab.
25	or/21-24
26	MAGNESIUM SULFATE/
27	(magnesium adj3 (sulphate? or sulfate?)).ti,ab.
28	MgSO?.ti,ab.
29	((intra partum or intra?partum or ante natal or ante?natal or pre natal or pre?natal) adj3 magnesium).ti,ab.
30	or/26-29
31	NEUROPROTECTIVE AGENTS/
32	(neuro protect\$ or neuro?protect\$).ti,ab.
33	exp INFANT, PREMATURE, DISEASES/
34	exp CENTRAL NERVOUS SYSTEM DISEASES/
35	DEVELOPMENTAL DISABILITIES/
36	exp NEUROLOGIC MANIFESTATIONS/

#	Searches
37	((brain or cerebral or encephalopath\$) adj3 (hypoxi\$ or isch?emi\$ or anoxi\$)).ti,ab.
38	intraventricular h?emorrhag\$.ti,ab.
39	((periventricular or cerebral) adj3 (leukomalacia? or encephalomalacia?)).ti,ab.
40	((cerebral or brain) adj3 coagulation necros\$).ti,ab.
41	(neonatal adj3 white matter adj3 injur\$).ti,ab.
42	(HIE or IVH or PVL).ti,ab.
43	((neurodevelopmental or neurological or developmental or intellectual or neuromuscular or motor or neuromotor) adj3 (disabilit\$ or disabl\$ or impair\$ or delay\$ or deviat\$ or disorder\$ or dysfunction\$)).ti,ab.
44	(spastic\$ or hyperton\$ or dyston\$ or dyskenesi\$ or ataxi\$ or chorea\$ or choreic\$ or choreo\$ or athetos\$ or athetoid\$).ti,ab.
45	(cerebral palsy or CP).ti,ab.
46	(monoplegi\$ or diplegi\$ or hemiplegi\$ or quadriplegi\$ or tetraplegi\$).ti,ab.
47	(monopares\$ or dipares\$ or hemipares\$ or quadripare\$ or tetrapares\$).ti,ab.
48	or/31-47
49	and/25,30,48
50	limit 49 to english language
51	LETTER/
52	EDITORIAL/
53	NEWS/
54	exp HISTORICAL ARTICLE/
55	ANECDOTES AS TOPIC/
56	COMMENT/
57	CASE REPORT/
58	(letter or comment* or abstracts).ti.
59	or/51-58
60	RANDOMIZED CONTROLLED TRIAL/ or random*.ti,ab.
61	59 not 60
62	ANIMALS/ not HUMANS/
63	exp ANIMALS, LABORATORY/
64	exp ANIMAL EXPERIMENTATION/
65	exp MODELS, ANIMAL/
66	exp RODENTIA/
67	(rat or rats or mouse or mice).ti.
68	or/61-67
69	50 not 68
70	and/20,69

Date of initial search: 9 April 2013

Date of re-run: 8 March 2015

Database: Medline In-Process

Name of search: PTLB\_MgSO4\_neuroprotection\_RERUN3\_mip\_080315

#	Searches
1	(preterm or pre term or prematur\$ or pre matur\$ or premie? or low birth weight? or low birthweight? or LBW? or VLBW?).ti,ab.
2	(magnesium adj3 (sulphate? or sulfate?)).ti,ab.
3	MgSO?.ti,ab.
4	((intra partum or intra?partum or ante natal or ante?natal or pre natal or pre?natal) adj3 magnesium).ti,ab.
5	or/2-4
6	(neuro protect\$ or neuro?protect\$).ti,ab.
7	((brain or cerebral or encephalopath\$) adj3 (hypoxi\$ or isch?emi\$ or anoxi\$)).ti,ab.
8	intraventricular h?emorrhag\$.ti,ab.
9	((periventricular or cerebral) adj3 (leukomalacia? or encephalomalacia?)).ti,ab.
10	((cerebral or brain) adj3 coagulation necros\$).ti,ab.
11	(neonatal adj3 white matter adj3 injur\$).ti,ab.
12	(HIE or IVH or PVL).ti,ab.
13	((neurodevelopmental or neurological or developmental or intellectual or neuromuscular or motor or neuromotor) adj3 (disabilit\$ or disabl\$ or impair\$ or delay\$ or deviat\$ or disorder\$ or dysfunction\$)).ti,ab.
14	(spastic\$ or hyperton\$ or dyston\$ or dyskenesi\$ or ataxi\$ or chorea\$ or choreic\$ or choreo\$ or athetos\$ or athetoid\$).ti,ab.
15	(cerebral palsy or CP).ti,ab.
16	(monoplegi\$ or diplegi\$ or hemiplegi\$ or quadriplegi\$ or tetraplegi\$).ti,ab.
17	(monopares\$ or dipares\$ or hemipares\$ or quadripare\$ or tetrapares\$).ti,ab.
18	or/6-17
19	and/1,5,18



Date of initial search: 9 April 2013

Date of re-run: 8 March 2015

Database: Cochrane Central Register of Controlled Trials

Name of search: PTLB\_MgSO4\_neuroprotection\_RERUN3\_ctr\_080315

#	Searches
1	exp OBSTETRIC LABOR, PREMATURE/
2	exp INFANT, PREMATURE/
3	exp INFANT, LOW BIRTH WEIGHT/
4	(preterm or pre term or prematur\$ or pre matur\$ or premie? or low birth weight? or low birthweight? or LBW? or VLBW?).ti,ab.
5	or/1-4
6	MAGNESIUM SULFATE/
7	(magnesium adj3 (sulphate? or sulfate?)).ti,ab.
8	MgSO?.ti,ab.
9	((intra partum or intra?partum or ante natal or ante?natal or pre natal or pre?natal) adj3 magnesium).ti,ab.
10	or/6-9
11	NEUROPROTECTIVE AGENTS/
12	(neuro protect\$ or neuro?protect\$).ti,ab.
13	exp INFANT, PREMATURE, DISEASES/
14	exp CENTRAL NERVOUS SYSTEM DISEASES/
15	DEVELOPMENTAL DISABILITIES/
16	exp NEUROLOGIC MANIFESTATIONS/
17	((brain or cerebral or encephalopath\$) adj3 (hypoxi\$ or isch?emi\$ or anoxi\$)).ti,ab.
18	intraventricular h?emorrhag\$.ti,ab.
19	((periventricular or cerebral) adj3 (leukomalacia? or encephalomalacia?)).ti,ab.
20	((cerebral or brain) adj3 coagulation necros\$).ti,ab.
21	(neonatal adj3 white matter adj3 injur\$).ti,ab.
22	(HIE or IVH or PVL).ti,ab.
23	((neurodevelopmental or neurological or developmental or intellectual or neuromuscular or motor or neuromotor) adj3 (disabilit\$ or disabl\$ or impair\$ or delay\$ or deviat\$ or disorder\$ or dysfunction\$)).ti,ab.
24	(spastic\$ or hyperton\$ or dyston\$ or dyskinesi\$ or ataxi\$ or chorea\$ or choreic\$ or choreo\$ or athetos\$ or athetoid\$).ti,ab.
25	(cerebral palsy or CP).ti,ab.
26	(monoplegi\$ or diplegi\$ or hemiplegi\$ or quadriplegi\$ or tetraplegi\$).ti,ab.
27	(monopares\$ or dipares\$ or hemipares\$ or quadripare\$ or tetrapares\$).ti,ab.
28	or/11-27
29	and/5,10,28

Date of initial search: 9 April 2013

Date of re-run: 8 March 2015

Database: Cochrane Database of Systematic Reviews, Database of Abstracts of Reviews of Effects

Name of search: PTLB\_MgSO4\_neuroprotection\_RERUN3\_cdsrdare\_080315

#	Searches
1	OBSTETRIC LABOR, PREMATURE.kw.
2	INFANT, PREMATURE.kw.
3	INFANT, LOW BIRTH WEIGHT.kw.
4	(preterm or pre term or prematur\$ or pre matur\$ or premie? or low birth weight? or low birthweight? or LBW? or VLBW?).tw,tx,kw.
5	or/1-4
6	MAGNESIUM SULFATE.kw.
7	(magnesium adj3 (sulphate? or sulfate?)).tw,tx.
8	MgSO?.tw,tx.
9	((intra partum or intra?partum or ante natal or ante?natal or pre natal or pre?natal) adj3 magnesium).tw,tx.
10	or/6-9
11	NEUROPROTECTIVE AGENTS.kw.
12	(neuro protect\$ or neuro?protect\$).tw,tx.
13	INFANT, PREMATURE, DISEASES.kw.
14	CENTRAL NERVOUS SYSTEM DISEASES.kw.

#	Searches
15	DEVELOPMENTAL DISABILITIES.kw.
16	NEUROLOGIC MANIFESTATIONS.kw.
17	((brain or cerebral or encephalopath\$) adj3 (hypoxi\$ or isch?emi\$ or anoxi\$)).tw,tx,kw.
18	intraventricular h?emorrhag\$.tw,tx,kw.
19	((periventricular or cerebral) adj3 (leukomalacia? or encephalomalacia?)).tw,tx,kw.
20	((cerebral or brain) adj3 coagulation necros\$).tw,tx,kw.
21	(neonatal adj3 white matter adj3 injur\$).tw,tx,kw.
22	(HIE or IVH or PVL).tw,tx,kw.
23	((neurodevelopmental or neurological or developmental or intellectual or neuromuscular or motor or neuromotor) adj3 (disabilit\$ or disabl\$ or impair\$ or delay\$ or deviat\$ or disorder\$ or dysfunction\$)).tw,tx,kw.
24	(spastic\$ or hyperton\$ or dyston\$ or dysknesis\$ or ataxi\$ or chorea\$ or choreic\$ or choreo\$ or athetos\$ or athetoid\$).tw,tx,kw.
25	(cerebral palsy or CP).tw,tx,kw.
26	(monoplegi\$ or diplegi\$ or hemiplegi\$ or quadriplegi\$ or tetraplegi\$).tw,tx,kw.
27	(monopares\$ or dipares\$ or hemipares\$ or quadripare\$ or tetrapares\$).tw,tx,kw.
28	or/11-27
29	and/5,10,28

Date of initial search: 9 April 2013

Date of re-run: 8 March 2015

Database: Health Technology Assessment

Name of search: PTLB\_MgSO4\_neuroprotection\_RERUN3\_hta\_080315

#	Searches
1	exp OBSTETRIC LABOR, PREMATURE/
2	exp INFANT, PREMATURE/
3	exp INFANT, LOW BIRTH WEIGHT/
4	(preterm or pre term or prematur\$ or pre matur\$ or premie? or low birth weight? or low birthweight? or LBW? or VLBW?).tw.
5	or/1-4
6	MAGNESIUM SULFATE/
7	(magnesium adj3 (sulphate? or sulfate?)).tw.
8	MgSO?.tw.
9	((intra partum or intra?partum or ante natal or ante?natal or pre natal or pre?natal) adj3 magnesium).tw.
10	or/6-9
11	NEUROPROTECTIVE AGENTS/
12	(neuro protect\$ or neuro?protect\$).tw.
13	exp INFANT, PREMATURE, DISEASES/
14	exp CENTRAL NERVOUS SYSTEM DISEASES/
15	DEVELOPMENTAL DISABILITIES/
16	exp NEUROLOGIC MANIFESTATIONS/
17	((brain or cerebral or encephalopath\$) adj3 (hypoxi\$ or isch?emi\$ or anoxi\$)).tw.
18	intraventricular h?emorrhag\$.tw.
19	((periventricular or cerebral) adj3 (leukomalacia? or encephalomalacia?)).tw.
20	((cerebral or brain) adj3 coagulation necros\$).tw.
21	(neonatal adj3 white matter adj3 injur\$).tw.
22	(HIE or IVH or PVL).tw.
23	((neurodevelopmental or neurological or developmental or intellectual or neuromuscular or motor or neuromotor) adj3 (disabilit\$ or disabl\$ or impair\$ or delay\$ or deviat\$ or disorder\$ or dysfunction\$)).tw.
24	(spastic\$ or hyperton\$ or dyston\$ or dysknesis\$ or ataxi\$ or chorea\$ or choreic\$ or choreo\$ or athetos\$ or athetoid\$).tw.
25	(cerebral palsy or CP).tw.
26	(monoplegi\$ or diplegi\$ or hemiplegi\$ or quadriplegi\$ or tetraplegi\$).tw.
27	(monopares\$ or dipares\$ or hemipares\$ or quadripare\$ or tetrapares\$).tw.
28	or/11-27
29	and/5,10,28

Date of initial search: 9 April 2013

Date of re-run: 8 March 2015

Database: Embase

Name of search: PTLB\_MgSO4\_neuroprotection\_RERUN3\_embase\_080315

#	Searches
1	SYSTEMATIC REVIEW/
2	META-ANALYSIS/
3	(meta analy* or metanaly* or metaanaly*).ti,ab.
4	((systematic or evidence) adj2 (review* or overview*)).ti,ab.
5	(reference list* or bibliograph* or hand search* or manual search* or relevant journals).ab.
6	(search strategy or search criteria or systematic search or study selection or data extraction).ab.
7	(search* adj4 literature).ab.
8	(medline or pubmed or cochrane or embase or psychlit or psyclit or psychinfo or psycinfo or cinahl or science citation index or bids or cancerlit).ab.
9	((pool* or combined) adj2 (data or trials or studies or results)).ab.
10	cochrane.jw.
11	or/1-10
12	random*.ti,ab.
13	factorial*.ti,ab.
14	(crossover* or cross over*).ti,ab.
15	((doubl* or singl*) adj blind*).ti,ab.
16	(assign* or allocat* or volunteer* or placebo*).ti,ab.
17	CROSSOVER PROCEDURE/
18	SINGLE BLIND PROCEDURE/
19	RANDOMIZED CONTROLLED TRIAL/
20	DOUBLE BLIND PROCEDURE/
21	or/12-20
22	or/11,21
23	exp "IMMATURE AND PREMATURE LABOR"/
24	exp LOW BIRTH WEIGHT/
25	(preterm or pre term or prematur\$ or pre matur\$ or premie? or low birth weight? or low birthweight? or LBW? or VLBW?).ti,ab.
26	or/23-25
27	MAGNESIUM SULFATE/
28	(magnesium adj3 (sulphate? or sulfate?)).ti,ab.
29	MgSO?.ti,ab.
30	((intra partum or intra?partum or ante natal or ante?natal or pre natal or pre?natal) adj3 magnesium).ti,ab.
31	or/27-30
32	NEUROPROTECTIVE AGENT/
33	(neuro protect\$ or neuro?protect\$).ti,ab.
34	exp CENTRAL NERVOUS SYSTEM DISEASE/
35	exp DEVELOPMENTAL DISORDER/
36	exp NEUROLOGIC DISEASE/
37	exp MOTOR DYSFUNCTION/
38	((brain or cerebral or encephalopath\$) adj3 (hypoxi\$ or isch?emi\$ or anoxi\$)).ti,ab.
39	intraventricular h?emorrhag\$.ti,ab.
40	((periventricular or cerebral) adj3 (leukomalacia? or encephalomalacia?)).ti,ab.
41	((cerebral or brain) adj3 coagulation necros\$).ti,ab.
42	(neonatal adj3 white matter adj3 injur\$).ti,ab.
43	(HIE or IVH or PVL).ti,ab.
44	((neurodevelopmental or neurological or developmental or intellectual or neuromuscular or motor or neuromotor) adj3 (disabilit\$ or disabl\$ or impair\$ or delay\$ or deviat\$ or disorder\$ or dysfunction\$)).ti,ab.
45	(spastic\$ or hyperton\$ or dyston\$ or dysknesi\$ or ataxi\$ or chorea\$ or choreic\$ or choreo\$ or athetos\$ or athetoid\$).ti,ab.
46	(cerebral palsy or CP).ti,ab.
47	(monoplegi\$ or diplegi\$ or hemiplegi\$ or quadriplegi\$ or tetraplegi\$).ti,ab.
48	(monopares\$ or dipares\$ or hemipares\$ or quadripare\$ or tetrapares\$).ti,ab.
49	or/32-48
50	and/26,31,49
51	limit 50 to english language
52	conference abstract.pt.
53	letter.pt. or LETTER/
54	note.pt.
55	editorial.pt.
56	CASE REPORT/ or CASE STUDY/
57	(letter or comment* or abstracts).ti.
58	or/52-57
59	RANDOMIZED CONTROLLED TRIAL/ or random*.ti,ab.
60	58 not 59
61	ANIMAL/ not HUMAN/
62	NONHUMAN/
63	exp ANIMAL EXPERIMENT/
64	exp EXPERIMENTAL ANIMAL/
65	ANIMAL MODEL/

#	Searches
66	exp RODENT/
67	(rat or rats or mouse or mice).ti.
68	or/60-67
69	51 not 68
70	and/22,69

### E.9.1.1 Health economics search

Date of initial search: 26 November 2013

Date of re-run: 27 February 2015

Database: Medline

Name of search: PTLB\_mode\_birth\_economics\_RERUN3\_medline\_270215

#	Searches
1	ECONOMICS/
2	VALUE OF LIFE/
3	exp "COSTS AND COST ANALYSIS"/
4	exp ECONOMICS, HOSPITAL/
5	exp ECONOMICS, MEDICAL/
6	exp RESOURCE ALLOCATION/
7	ECONOMICS, NURSING/
8	ECONOMICS, PHARMACEUTICAL/
9	exp "FEES AND CHARGES"/
10	exp BUDGETS/
11	budget*.ti,ab.
12	cost*.ti,ab.
13	(economic* or pharmaco?economic*).ti,ab.
14	(price* or pricing*).ti,ab.
15	(financ* or fee or fees or expenditure* or saving*).ti,ab.
16	(value adj2 (money or monetary)).ti,ab.
17	resourc* allocat*.ti,ab.
18	(fund or funds or funding* or funded).ti,ab.
19	(ration or rations or rationing* or rationed).ti,ab.
20	ec.fs.
21	or/1-20
22	exp OBSTETRIC LABOR, PREMATURE/
23	exp INFANT, PREMATURE/
24	exp INFANT, LOW BIRTH WEIGHT/
25	(infant adj premature).hw.
26	(pre term or preterm or pre matur\$ or prematur\$ or pre#mie? or premie or premies or low birth weight? or low birthweight? or LBW? or VLBW?).ti,ab.
27	or/22-26
28	DELIVERY, OBSTETRIC/
29	((mode? or method? or route?) adj2 (deliver\$ or birth)).ti,ab.
30	or/28-29
31	CAESAREAN SECTION/
32	(c?esar#an\$ or c section\$ or csection\$).ti,ab.
33	(deliver\$ adj3 abdom\$).ti,ab.
34	or/31-33
35	TRIAL OF LABOR/
36	exp LABOR PRESENTATION/
37	exp EXTRACTION, OBSTETRICAL/
38	((vagina\$ or instrument\$ or operative\$) adj3 (birth or deliver\$)).ti,ab.
39	(vacuum\$ adj3 (extract\$ or deliver\$ or cup\$)).ti,ab.
40	(forcep\$ or ventouse\$).ti,ab.
41	or/35-40
42	and/27,30,34,41
43	CESAREAN SECTION/ and (LABOR, OBSTETRIC/ or EXTRACTION, OBSTETRICAL/)
44	c?esar#an\$.ti.
45	(vagina\$ adj3 (birth or deliver\$)).ti.
46	and/44-45
47	or/43,46
48	and/27,47
49	27 and ((mode? or method? or route?) adj2 (deliver\$ or birth)).ti.
50	*CAESAREAN SECTION/sn, td, ut [Statistics & numerical data, Trends, Utilization]

#	Searches
51	(c?esar#an\$ adj3 rate?).ti.
52	or/50-51
53	and/27,52
54	*CAESAREAN SECTION/ and (PREGNANCY OUTCOME/ or MATERNAL MORTALITY/ or INFANT MORTALITY/ or FETAL DEATH/ep or INFANT, PREMATURE, DISEASES/ep, et) [Epidemiology, Etiology]
55	*CESAREAN SECTION/ae, mo [Adverse effects, Mortality]
56	(c?esar#an\$ adj5 outcome?).ti.
57	or/54-56
58	and/27,57
59	or/42,48-49,53,58
60	limit 59 to english language
61	LETTER/
62	EDITORIAL/
63	NEWS/
64	exp HISTORICAL ARTICLE/
65	ANECDOTES AS TOPIC/
66	COMMENT/
67	CASE REPORT/
68	(letter or comment* or abstracts).ti.
69	or/61-68
70	RANDOMIZED CONTROLLED TRIAL/ or random*.ti,ab.
71	69 not 70
72	ANIMALS/ not HUMANS/
73	exp ANIMALS, LABORATORY/
74	exp ANIMAL EXPERIMENTATION/
75	exp MODELS, ANIMAL/
76	exp RODENTIA/
77	(rat or rats or mouse or mice).ti.
78	or/71-77
79	60 not 78
80	and/21,79

Date of initial search: 26 November 2013

Date of re-run: 27 February 2015

Database: Cochrane Central Register of Controlled Trials

Name of search: PTLB\_mode\_birth\_economics\_RERUN3\_cctr\_270215

#	Searches
1	ECONOMICS/
2	VALUE OF LIFE/
3	exp "COSTS AND COST ANALYSIS"/
4	exp ECONOMICS, HOSPITAL/
5	exp ECONOMICS, MEDICAL/
6	exp RESOURCE ALLOCATION/
7	ECONOMICS, NURSING/
8	ECONOMICS, PHARMACEUTICAL/
9	exp "FEES AND CHARGES"/
10	exp BUDGETS/
11	budget*.ti,ab.
12	cost*.ti,ab.
13	(economic* or pharmaco?economic*).ti,ab.
14	(price* or pricing*).ti,ab.
15	(financ* or fee or fees or expenditure* or saving*).ti,ab.
16	(value adj2 (money or monetary)).ti,ab.
17	resourc* allocat*.ti,ab.
18	(fund or funds or funding* or funded).ti,ab.
19	(ration or rations or rationing* or rationed).ti,ab.
20	ec.fs.
21	or/1-20
22	exp OBSTETRIC LABOR, PREMATURE/
23	exp INFANT, PREMATURE/
24	exp INFANT, LOW BIRTH WEIGHT/
25	(infant adj premature).hw.
26	(pre term or preterm or pre matur\$ or prematur\$ or pre#mie? or premie or premies or low birth weight? or low birthweight? or LBW? or VLBW?).ti,ab.

#	Searches
27	or/22-26
28	DELIVERY, OBSTETRIC/
29	((mode? or method? or route?) adj2 (deliver\$ or birth)).ti,ab.
30	or/28-29
31	CAESAREAN SECTION/
32	(c?esar#an\$ or c section\$ or csection\$).ti,ab.
33	(deliver\$ adj3 abdom\$).ti,ab.
34	or/31-33
35	TRIAL OF LABOR/
36	exp LABOR PRESENTATION/
37	exp EXTRACTION, OBSTETRICAL/
38	((vagina\$ or instrument\$ or operative\$) adj3 (birth or deliver\$)).ti,ab.
39	(vacuum\$ adj3 (extract\$ or deliver\$ or cup\$)).ti,ab.
40	(forcep\$ or ventouse\$).ti,ab.
41	or/35-40
42	and/27,30,34,41
43	CESAREAN SECTION/ and (LABOR, OBSTETRIC/ or EXTRACTION, OBSTETRICAL/)
44	c?esar#an\$.ti.
45	(vagina\$ adj3 (birth or deliver\$)).ti.
46	and/44-45
47	or/43,46
48	and/27,47
49	27 and ((mode? or method? or route?) adj2 (deliver\$ or birth)).ti.
50	*CAESAREAN SECTION/sn, td, ut [Statistics & numerical data, Trends, Utilization]
51	(c?esar#an\$ adj3 rate?).ti.
52	or/50-51
53	and/27,52
54	*CAESAREAN SECTION/ and (PREGNANCY OUTCOME/ or MATERNAL MORTALITY/ or INFANT MORTALITY/ or FETAL DEATH/ep or INFANT, PREMATURE, DISEASES/ep, et) [Epidemiology, Etiology]
55	*CESAREAN SECTION/ae, mo [Adverse effects, Mortality]
56	(c?esar#an\$ adj5 outcome?).ti.
57	or/54-56
58	and/27,57
59	or/42,48-49,53,58
60	and/21,59

Date of initial search: 26 November 2013

Date of re-run: 27 February 2015

Database: Health Technology Assessment

Name of search: PTLB\_mode\_birth\_RERUN3\_hta\_270215

#	Searches
1	exp OBSTETRIC LABOR, PREMATURE/
2	exp INFANT, PREMATURE/
3	exp INFANT, LOW BIRTH WEIGHT/
4	(infant adj premature).hw.
5	(pre term or preterm or pre matur\$ or prematur\$ or pre#mie? or premie or premies or low birth weight? or low birthweight? or LBW? or VLBW?).tw.
6	or/1-5
7	DELIVERY, OBSTETRIC/
8	((mode? or method? or route?) adj2 (deliver\$ or birth)).tw.
9	or/7-8
10	CAESAREAN SECTION/
11	(c?esar#an\$ or c section\$ or csection\$).tw.
12	(deliver\$ adj3 abdom\$).tw.
13	or/10-12
14	TRIAL OF LABOR/
15	exp LABOR PRESENTATION/
16	exp EXTRACTION, OBSTETRICAL/
17	((vagina\$ or instrument\$ or operative\$) adj3 (birth or deliver\$)).tw.
18	(vacuum\$ adj3 (extract\$ or deliver\$ or cup\$)).tw.
19	(forcep\$ or ventouse\$).tw.
20	or/14-19
21	and/6,9,13,20
22	CESAREAN SECTION/ and (LABOR, OBSTETRIC/ or EXTRACTION, OBSTETRICAL/)

#	Searches
23	c?esar#an\$.ti.
24	(vagina\$ adj3 (birth or deliver\$)).ti.
25	and/23-24
26	or/22,25
27	and/6,26
28	6 and ((mode? or method? or route?) adj2 (deliver\$ or birth)).ti.
29	*CAESAREAN SECTION/sn, td, ut [Statistics & numerical data, Trends, Utilization]
30	(c?esar#an\$ adj3 rate?).ti.
31	or/29-30
32	and/6,31
33	*CAESAREAN SECTION/ and (PREGNANCY OUTCOME/ or MATERNAL MORTALITY/ or INFANT MORTALITY/ or FETAL DEATH/ep or INFANT, PREMATURE, DISEASES/ep, et) [Epidemiology, Etiology]
34	*CESAREAN SECTION/ae, mo [Adverse effects, Mortality]
35	(c?esar#an\$ adj5 outcome?).ti.
36	or/33-35
37	and/6,36
38	or/21,27-28,32,37

Date of initial search: 26 November 2013

Date of re-run: 27 February 2015

Database: NHS Economic Evaluation Database

Name of search: PTLB\_mode\_birth\_RERUN3\_nhseed\_270215

#	Searches
1	exp OBSTETRIC LABOR, PREMATURE/
2	exp INFANT, PREMATURE/
3	exp INFANT, LOW BIRTH WEIGHT/
4	(infant adj premature).hw.
5	(pre term or preterm or pre matur\$ or prematur\$ or pre#mie? or premie or premies or low birth weight? or low birthweight? or LBW? or VLBW?).tw.
6	or/1-5
7	DELIVERY, OBSTETRIC/
8	((mode? or method? or route?) adj2 (deliver\$ or birth)).tw.
9	or/7-8
10	CAESAREAN SECTION/
11	(c?esar#an\$ or c section\$ or csection\$).tw.
12	(deliver\$ adj3 abdom\$).tw.
13	or/10-12
14	TRIAL OF LABOR/
15	exp LABOR PRESENTATION/
16	exp EXTRACTION, OBSTETRICAL/
17	((vagina\$ or instrument\$ or operative\$) adj3 (birth or deliver\$)).tw.
18	(vacuum\$ adj3 (extract\$ or deliver\$ or cup\$)).tw.
19	(forcep\$ or ventouse\$).tw.
20	or/14-19
21	and/6,9,13,20
22	CESAREAN SECTION/ and (LABOR, OBSTETRIC/ or EXTRACTION, OBSTETRICAL/)
23	c?esar#an\$.ti.
24	(vagina\$ adj3 (birth or deliver\$)).ti.
25	and/23-24
26	or/22,25
27	and/6,26
28	6 and ((mode? or method? or route?) adj2 (deliver\$ or birth)).ti.
29	*CAESAREAN SECTION/sn, td, ut [Statistics & numerical data, Trends, Utilization]
30	(c?esar#an\$ adj3 rate?).ti.
31	or/29-30
32	and/6,31
33	*CAESAREAN SECTION/ and (PREGNANCY OUTCOME/ or MATERNAL MORTALITY/ or INFANT MORTALITY/ or FETAL DEATH/ep or INFANT, PREMATURE, DISEASES/ep, et) [Epidemiology, Etiology]
34	*CESAREAN SECTION/ae, mo [Adverse effects, Mortality]
35	(c?esar#an\$ adj5 outcome?).ti.
36	or/33-35
37	and/6,36
38	or/21,27-28,32,37

Date of initial search: 26 November 2013

Date of re-run: 27 February 2015

Database: Embase

Name of search: PTLB\_mode\_birth\_economics\_RERUN3\_embase\_270215

#	Searches
1	HEALTH ECONOMICS/
2	exp ECONOMIC EVALUATION/
3	exp HEALTH CARE COST/
4	exp FEE/
5	BUDGET/
6	FUNDING/
7	RESOURCE ALLOCATION/
8	budget*.ti,ab.
9	cost*.ti,ab.
10	(economic* or pharmaco?economic*).ti,ab.
11	(price* or pricing*).ti,ab.
12	(financ* or fee or fees or expenditure* or saving*).ti,ab.
13	(value adj2 (money or monetary)).ti,ab.
14	resourc* allocat*.ti,ab.
15	(fund or funds or funding* or funded).ti,ab.
16	(ration or rations or rationing* or rationed).ti,ab.
17	or/1-16
18	exp "IMMATURE AND PREMATURE LABOR"/
19	exp LOW BIRTH WEIGHT/
20	(infant adj premature).hw.
21	(pre term or preterm or pre matur\$ or prematur\$ or pre#mie? or premie or premies or low birth weight? or low birthweight? or LBW? or VLBW?).ti,ab.
22	or/18-21
23	DELIVERY/
24	((mode? or method? or route?) adj2 (deliver\$ or birth)).ti,ab.
25	or/23-24
26	*CESAREAN SECTION/
27	(c?esar#an\$ or c section\$ or csection\$).ti,ab.
28	(deliver\$ adj3 abdom\$).ti,ab.
29	or/26-28
30	*CHILDBIRTH/
31	*LABOR/
32	"TRIAL OF LABOR"/
33	MALPRESENTATION/ or BREECH PRESENTATION/
34	INSTRUMENTAL DELIVERY/
35	BREECH EXTRACTION/
36	FORCEPS DELIVERY/
37	VACUUM EXTRACTION/
38	((vagina\$ or instrument\$ or operative\$) adj3 (birth or deliver\$)).ti,ab.
39	(vacuum\$ adj3 (extract\$ or deliver\$ or cup\$)).ti,ab.
40	(forcep\$ or ventouse\$).ti,ab.
41	or/30-40
42	and/22,25,29,41
43	CESAREAN SECTION/ and (LABOR/ or BREECH EXTRACTION/)
44	c?esar#an\$.ti.
45	(vagina\$ adj3 (birth or deliver\$)).ti.
46	and/44-45
47	or/43,46
48	and/22,47
49	22 and ((mode? or method? or route?) adj2 (deliver\$ or birth)).ti.
50	22 and (c?esar#an\$ adj3 rate?).ti.
51	*CESAREAN SECTION/ and (PREGNANCY OUTCOME/ or MATERNAL MORTALITY/ or INFANT MORTALITY/ or FETAL MORTALITY/ or FETUS DEATH/)
52	*CESAREAN SECTION/ae [Adverse drug reaction]
53	(c?esar#an\$ adj5 outcome?).ti.
54	or/51-53
55	and/22,54
56	or/42,48-50,55
57	limit 56 to english language
58	conference abstract.pt.



#	Searches
59	letter.pt. or LETTER/
60	note.pt.
61	editorial.pt.
62	CASE REPORT/ or CASE STUDY/
63	(letter or comment* or abstracts).ti.
64	or/58-63
65	RANDOMIZED CONTROLLED TRIAL/ or random*.ti,ab.
66	64 not 65
67	ANIMAL/ not HUMAN/
68	NONHUMAN/
69	exp ANIMAL EXPERIMENT/
70	exp EXPERIMENTAL ANIMAL/
71	ANIMAL MODEL/
72	exp RODENT/
73	(rat or rats or mouse or mice).ti.
74	or/66-73
75	57 not 74
76	and/17,75

## E.10 Tocolysis

### E.10.1 What is the clinical and cost effectiveness of tocolytics given to women with suspected or diagnosed preterm labour to improve outcomes:

- progesterone/progestogens
- beta-sympathomimetics
- oxytocin receptor antagonists
- calcium channel blockers
- cyclo-oxygenase enzyme inhibitors
- non-steroidal anti-inflammatory drugs
- nitric oxide donors
- magnesium sulphate?

Date of initial search: 8<sup>th</sup> July 2013

Date of re-run: 5<sup>th</sup> January 2015

Database: Medline

Name of search: PTLB\_drugs\_RERUN2\_medline\_050115

#	Searches
1	META-ANALYSIS/
2	META-ANALYSIS AS TOPIC/
3	(meta analy* or metanaly* or metaanaly*).ti,ab.
4	((systematic* or evidence*) adj2 (review* or overview*)).ti,ab.
5	(reference list* or bibliograph* or hand search* or manual search* or relevant journals).ab.
6	(search strategy or search criteria or systematic search or study selection or data extraction).ab.
7	(search* adj4 literature).ab.
8	(medline or pubmed or cochrane or embase or psychlit or psyclit or psychinfo or psycinfo or cinahl or science citation index or bids or cancerlit).ab.
9	cochrane.jw.
10	or/1-9
11	randomized controlled trial.pt.
12	controlled clinical trial.pt.
13	pragmatic clinical trial.pt.
14	randomi#ed.ab.
15	placebo.ab.
16	randomly.ab.
17	CLINICAL TRIALS AS TOPIC/
18	PRAGMATIC CLINICAL TRIALS AS TOPIC/
19	trial.ti.

#	Searches
20	or/11-19
21	or/10,20
22	exp OBSTETRIC LABOR, PREMATURE/
23	exp INFANT, PREMATURE/
24	exp INFANT, LOW BIRTH WEIGHT/
25	(pre term or pre?term or pre matur\$ or pre?matur\$ or preemie? or low birth weight? or low birthweight? or LBW? or VLBW?).ti,ab.
26	or/22-25
27	exp PROGESTINS/
28	exp PROGESTERONE/
29	hydroxyprogesterone\$.mp.
30	(progestin? or gestagen\$ or progest\$ or progestational).mp.
31	(crinone or clycogest or gestone or utrogestan).mp.
32	exp TOCOLYTIC AGENTS/
33	tocoly\$.ti,ab.
34	exp ADRENERGIC BETA-AGONISTS/
35	(beta\$ adj3 agonist?).ti,ab.
36	(betamimetic? or beta mimetic?).ti,ab.
37	(betasympathomimetic? or beta sympathomimetic?).ti,ab.
38	TERBUTALINE/
39	(terbutaline or bricanyl).mp.
40	RITODRINE/
41	ritodrine.mp.
42	FENOTEROL/
43	fenoterol.mp.
44	HEXOPRENALINE/
45	hexoprenaline.mp.
46	ALBUTEROL/
47	(albuterol or salbutamol or ventolin).mp.
48	RECEPTORS, OXYTOCIN/
49	OXYTOCIN/ag, aa, ai [Agonists, Analogs & Derivatives, Antagonists & Inhibitors]
50	(oxytocin adj3 (block\$ or inhibit\$ or antagonist?)).ti,ab.
51	(atosiban or tractocile).mp.
52	exp CALCIUM CHANNEL BLOCKERS/
53	(calcium adj3 (block\$ or inhibit\$ or antagonist?)).ti,ab.
54	NIFEDIPINE/
55	(nifedipine or adalat or adipine or coracten or fortipine or nifedipress or tensipine or valni).mp.
56	NICARDIPINE/
57	(nicardipine or cardene).mp.
58	CYCLOOXYGENASE 2 INHIBITORS/
59	coxib?.ti,ab.
60	((cox 2 or cox2) adj inhibit\$).ti,ab.
61	(rofecoxib or vioxx).mp.
62	ANTI-INFLAMMATORY AGENTS, NON-STEROIDAL/
63	NSAID?.ti,ab.
64	DICLOFENAC/
65	(diclofenac or defenac or dicloflex or diclozip or fenactol or flamrase or econac or dyloject or therabel or volatarol).mp.
66	exp INDOMETHACIN/
67	(indomethacin or indometacin).mp.
68	exp NITRIC OXIDE DONORS/
69	NITROGLYCERIN/
70	(glycerol adj trinitrate).mp.
71	(nitroglycerin? or GTN).mp.
72	MAGNESIUM SULFATE/
73	(magnesium adj3 (sulphate? or sulfate?)).mp.
74	(MgSO? or minijet).mp.
75	or/27-74
76	(2013\$ or 2014\$).ed,yr.
77	and/26,75
78	and/21,77
79	LETTER/
80	EDITORIAL/
81	NEWS/
82	exp HISTORICAL ARTICLE/
83	ANECDOTES AS TOPIC/
84	COMMENT/
85	CASE REPORT/
86	(letter or comment* or abstracts).ti.
87	or/79-86

#	Searches
88	RANDOMIZED CONTROLLED TRIAL/ or random*.ti,ab.
89	87 not 88
90	ANIMALS/ not HUMANS/
91	exp ANIMALS, LABORATORY/
92	exp ANIMAL EXPERIMENTATION/
93	exp MODELS, ANIMAL/
94	exp RODENTIA/
95	(rat or rats or mouse or mice).ti.
96	or/89-95
97	78 not 96
98	limit 97 to english language

Database: Medline in process

Name of search: PTLB\_drugs\_RERUN2\_mip\_050115

#	Searches
1	(pre term or pre?term or pre matur\$ or pre?matur\$ or preemie? or low birth weight? or low birthweight? or LBW? or VLBW?).ti,ab.
2	hydroxyprogesterone\$.mp.
3	(progestin? or gestagen\$ or progest\$ or progestational).mp.
4	(crinone or clycogest or gestone or utrogestan).mp.
5	tocoly\$.ti,ab.
6	(beta\$ adj3 agonist?).ti,ab.
7	(betamimetic? or beta mimetic?).ti,ab.
8	(betasympathomimetic? or beta sympathomimetic?).ti,ab.
9	(terbutaline or bricanyl).mp.
10	ritodrine.mp.
11	fenoterol.mp.
12	hexoprenaline.mp.
13	(albuterol or salbutamol or ventolin).mp.
14	(oxytocin adj3 (block\$ or inhibit\$ or antagonist?)).ti,ab.
15	(atosiban or tractocile).mp.
16	(calcium adj3 (block\$ or inhibit\$ or antagonist?)).ti,ab.
17	(nifedipine or adalat or adipine or coracten or fortipine or nifedipress or tensipine or valni).mp.
18	(nicardipine or cardene).mp.
19	coxib?.ti,ab.
20	((cox 2 or cox2) adj inhibit\$).ti,ab.
21	(rofecoxib or vioxx).mp.
22	NSAID?.ti,ab.
23	(diclofenac or defenac or dicloflex or diclozip or fenactol or flamrase or econac or dyloject or therabel or volatarol).mp.
24	(indomethacin or indometacin).mp.
25	(glycerol adj trinitrate).mp.
26	(nitroglycerin? or GTN).mp.
27	(magnesium adj3 (sulphate? or sulfate?)).mp.
28	(MgSO? or minijet).mp.
29	or/2-28
30	and/1,29

Database: Cochrane Central Register of Controlled Trials

Name of search: PTLB\_drugs\_RERUN2\_cctr\_050115

#	Searches
1	exp OBSTETRIC LABOR, PREMATURE/
2	exp INFANT, PREMATURE/
3	exp INFANT, LOW BIRTH WEIGHT/
4	(pre term or pre?term or pre matur\$ or pre?matur\$ or preemie? or low birth weight? or low birthweight? or LBW? or VLBW?).ti,ab.
5	or/1-4
6	exp PROGESTINS/
7	exp PROGESTERONE/
8	hydroxyprogesterone\$.mp.
9	(progestin? or gestagen\$ or progest\$ or progestational).mp.
10	(crinone or clycogest or gestone or utrogestan).mp.
11	exp TOCOLYTIC AGENTS/
12	tocoly\$.ti,ab.
13	exp ADRENERGIC BETA-AGONISTS/
14	(beta\$ adj3 agonist?).ti,ab.
15	(betamimetic? or beta mimetic?).ti,ab.
16	(betasympathomimetic? or beta sympathomimetic?).ti,ab.

#	Searches
17	TERBUTALINE/
18	(terbutaline or bricanyl).mp.
19	RITODRINE/
20	ritodrine.mp.
21	FENOTEROL/
22	fenoterol.mp.
23	HEXOPRENALINE/
24	hexoprenaline.mp.
25	ALBUTEROL/
26	(albuterol or salbutamol or ventolin).mp.
27	RECEPTORS, OXYTOCIN/
28	OXYTOCIN/
29	(oxytocin adj3 (block\$ or inhibit\$ or antagonist?)).ti,ab.
30	(atosiban or tractocile).mp.
31	exp CALCIUM CHANNEL BLOCKERS/
32	(calcium adj3 (block\$ or inhibit\$ or antagonist?)).ti,ab.
33	NIFEDIPINE/
34	(nifedipine or adalat or adipine or coracten or fortipine or nifedipress or tensipine or valni).mp.
35	NICARDIPINE/
36	(nicardipine or cardene).mp.
37	CYCLOOXYGENASE 2 INHIBITORS/
38	coxib?.ti,ab.
39	((cox 2 or cox2) adj inhibit\$).ti,ab.
40	(rofecoxib or vioxx).mp.
41	ANTI-INFLAMMATORY AGENTS, NON-STEROIDAL/
42	NSAID?.ti,ab.
43	DICLOFENAC/
44	(diclofenac or defenac or dicloflex or diclozip or fenactol or flamrase or econac or dyloject or therabel or volatarol).mp.
45	exp INDOMETHACIN/
46	(indomethacin or indometacin).mp.
47	exp NITRIC OXIDE DONORS/
48	NITROGLYCERIN/
49	(glycerol adj trinitrate).mp.
50	(nitroglycerin? or GTN).mp.
51	MAGNESIUM SULFATE/
52	(magnesium adj3 (sulphate? or sulfate?)).mp.
53	(MgSO? or minijet).mp.
54	or/6-53
55	and/5,54

Database: Cochrane Database of Systematic Reviews, Database of Abstracts of Reviews of Effects

Name of search: PTLB\_drugs\_RERUN2\_cdsrdare\_050115

#	Searches
1	OBSTETRIC LABOR, PREMATURE.kw.
2	INFANT, PREMATURE.kw.
3	INFANT, LOW BIRTH WEIGHT.kw.
4	(pre term or pre?term or pre matur\$ or pre?matur\$ or preemie? or low birth weight? or low birthweight? or LBW? or VLBW?).tw,tx.
5	or/1-4
6	PROGESTINS.kw.
7	PROGESTERONE.kw.
8	hydroxyprogesterone\$.mp.
9	(progestin? or gestagen\$ or progest\$ or progestational).mp.
10	(crinone or clycogest or gestone or utrogestan).mp.
11	TOCOLYTIC AGENTS.kw.
12	tocoly\$.tw,tx.
13	ADRENERGIC BETA-AGONISTS.kw.
14	(beta\$ adj3 agonist?).tw,tx.
15	(betamimetic? or beta mimetic?).tw,tx.
16	(betasympathomimetic? or beta sympathomimetic?).tw,tx.
17	TERBUTALINE.kw.
18	(terbutaline or bricanyl).mp.
19	RITODRINE.kw.
20	ritodrine.mp.
21	FENOTEROL.kw.
22	fenoterol.mp.
23	HEXOPRENALINE.kw.

#	Searches
24	hexoprenaline.mp.
25	ALBUTEROL.kw.
26	(albuterol or salbutamol or ventolin).mp.
27	RECEPTORS, OXYTOCIN.kw.
28	OXYTOCIN.kw.
29	(oxytocin adj3 (block\$ or inhibit\$ or antagonist?)).tw,tx.
30	(atosiban or tractocile).mp.
31	CALCIUM CHANNEL BLOCKERS.kw.
32	(calcium adj3 (block\$ or inhibit\$ or antagonist?)).tw,tx.
33	NIFEDIPINE.kw.
34	(nifedipine or adalat or adipine or coracten or fortipine or nifedipress or tensipine or valni).mp.
35	NICARDIPINE.kw.
36	(nicardipine or cardene).mp.
37	CYCLOOXYGENASE 2 INHIBITORS.kw.
38	coxib?.tw,tx.
39	((cox 2 or cox2) adj inhibit\$).tw,tx.
40	(rofecoxib or vioxx).mp.
41	ANTI-INFLAMMATORY AGENTS, NON-STEROIDAL.kw.
42	NSAID?.tw,tx.
43	DICLOFENAC.kw.
44	(diclofenac or defenac or dicloflex or diclozip or fenactol or flamrase or econac or dyloject or therabel or volatarol).mp.
45	INDOMETHACIN.kw.
46	(indomethacin or indometacin).mp.
47	NITRIC OXIDE DONORS.kw.
48	NITROGLYCERIN.kw.
49	(glycerol adj trinitrate).mp.
50	(nitroglycerin? or GTN).mp.
51	MAGNESIUM SULFATE.kw.
52	(magnesium adj3 (sulphate? or sulfate?)).mp.
53	(MgSO? or minijet).mp.
54	or/6-53
55	and/5,54

#### Database: Health Technology Assessment

Name of search: PTLB\_drugs\_RERUN2\_hta\_050115

#	Searches
1	exp OBSTETRIC LABOR, PREMATURE/
2	exp INFANT, PREMATURE/
3	exp INFANT, LOW BIRTH WEIGHT/
4	(pre term or pre?term or pre matur\$ or pre?matur\$ or premie? or low birth weight? or low birthweight? or LBW? or VLBW?).tw.
5	or/1-4
6	exp PROGESTINS/
7	exp PROGESTERONE/
8	hydroxyprogesterone\$.mp.
9	(progestin? or gestagen\$ or progest\$ or progestational).mp.
10	(crinone or clycogest or gestone or utrogestan).mp.
11	exp TOCOLYTIC AGENTS/
12	tocoly\$.tw.
13	exp ADRENERGIC BETA-AGONISTS/
14	(beta\$ adj3 agonist?).tw.
15	(betamimetic? or beta mimetic?).tw.
16	(betasympathomimetic? or beta sympathomimetic?).tw.
17	TERBUTALINE/
18	(terbutaline or bricanyl).mp.
19	RITODRINE/
20	ritodrine.mp.
21	FENOTEROL/
22	fenoterol.mp.
23	HEXOPRENALINE/
24	hexoprenaline.mp.
25	ALBUTEROL/
26	(albuterol or salbutamol or ventolin).mp.
27	RECEPTORS, OXYTOCIN/
28	OXYTOCIN/
29	(oxytocin adj3 (block\$ or inhibit\$ or antagonist?)).tw.
30	(atosiban or tractocile).mp.
31	exp CALCIUM CHANNEL BLOCKERS/

#	Searches
32	(calcium adj3 (block\$ or inhibit\$ or antagonist?)).tw.
33	NIFEDIPINE/
34	(nifedipine or adalat or adipine or coracten or fortipine or nifedipress or tensipine or valni).mp.
35	NICARDIPINE/
36	(nicardipine or cardene).mp.
37	CYCLOOXYGENASE 2 INHIBITORS/
38	coxib?.tw.
39	((cox 2 or cox2) adj inhibit\$).tw.
40	(rofecoxib or vioxx).mp.
41	ANTI-INFLAMMATORY AGENTS, NON-STEROIDAL/
42	NSAID?.tw.
43	DICLOFENAC/
44	(diclofenac or defenac or dicloflex or diclozip or fenactol or flamrase or econac or dyloject or therabel or volatarol).mp.
45	exp INDOMETHACIN/
46	(indomethacin or indometacin).mp.
47	exp NITRIC OXIDE DONORS/
48	NITROGLYCERIN/
49	(glycerol adj trinitrate).mp.
50	(nitroglycerin? or GTN).mp.
51	MAGNESIUM SULFATE/
52	(magnesium adj3 (sulphate? or sulfate?)).mp.
53	(MgSO? or minijet).mp.
54	or/6-53
55	and/5,54

Database: Embase

Name of search: PTLB\_drugs\_RERUN2\_embase\_050115

#	Searches
1	SYSTEMATIC REVIEW/
2	META-ANALYSIS/
3	(meta analy* or metanaly* or metaanaly*).ti,ab.
4	((systematic or evidence) adj2 (review* or overview*)).ti,ab.
5	(reference list* or bibliograph* or hand search* or manual search* or relevant journals).ab.
6	(search strategy or search criteria or systematic search or study selection or data extraction).ab.
7	(search* adj4 literature).ab.
8	(medline or pubmed or cochrane or embase or psychlit or psyclit or psychinfo or psycinfo or cinahl or science citation index or bids or cancerlit).ab.
9	((pool* or combined) adj2 (data or trials or studies or results)).ab.
10	cochrane.jw.
11	or/1-10
12	random*.ti,ab.
13	factorial*.ti,ab.
14	(crossover* or cross over*).ti,ab.
15	((doubl* or singl*) adj blind*).ti,ab.
16	(assign* or allocat* or volunteer* or placebo*).ti,ab.
17	CROSSOVER PROCEDURE/
18	SINGLE BLIND PROCEDURE/
19	RANDOMIZED CONTROLLED TRIAL/
20	DOUBLE BLIND PROCEDURE/
21	or/12-20
22	or/11,21
23	exp "IMMATURE AND PREMATURE LABOR"/
24	exp LOW BIRTH WEIGHT/
25	(pre term or pre?term or pre matur\$ or pre?matur\$ or preemie? or low birth weight? or low birthweight? or LBW? or VLBW?).ti,ab.
26	or/23-25
27	exp UTERUS SPASMOLYTIC AGENT/
28	tocoly\$.ti,ab.
29	PROGESTERONE/
30	PROGESTERONE DERIVATIVE/
31	hydroxyprogesterone\$.mp.
32	(progestin? or gestagen\$ or progest\$ or progestational).mp.
33	(crinone or clycogest or gestone or utrogestan).mp.
34	exp BETA ADRENERGIC RECEPTOR STIMULATING AGENT/
35	(beta\$ adj3 agonist?).ti,ab.
36	(betamimetic? or beta mimetic?).ti,ab.
37	(betasympathomimetic? or beta sympathomimetic?).ti,ab.
38	TERBUTALINE/

#	Searches
39	(terbutaline or bricanyl).mp.
40	FENOTEROL/
41	HEXOPRENALINE/
42	RITODRINE/
43	(fenoterol or hexoprenaline or ritodrine).mp.
44	SALBUTAMOL/
45	(salbutamol or ventolin or albuterol).mp.
46	OXYTOCIN ANTAGONIST/
47	OXYTOCIN RECEPTOR/
48	(oxytocin adj3 (block\$ or inhibit\$ or antagonist?)).ti,ab.
49	ATOSIBAN/
50	(atosiban or tractocile).mp.
51	exp CALCIUM CHANNEL BLOCKING AGENT/
52	(calcium adj3 (block\$ or inhibit\$ or antagonist?)).ti,ab.
53	NIFEDIPINE/
54	(nifedipine or adalat or adipine or coracten or fortipine or nifedipress or tensipine or valni).mp.
55	NICARDIPINE/
56	(nicardipine or cardene).mp.
57	CYCLOOXYGENASE 2 INHIBITOR/
58	coxib?.ti,ab.
59	((cox 2 or cox2) adj inhibit\$).ti,ab.
60	ROFECOXIB/
61	(rofecoxib or vioxx).mp.
62	NONSTEROID ANTIINFLAMMATORY AGENT/
63	NSAID?.ti,ab.
64	DICLOFENAC/
65	(diclofenac or defenac or dicloflex or diclozip or fenactol or flarnase or econac or dyloject or therabel or volatarol).mp.
66	INDOMETACIN/
67	(indomethacin or indometacin).mp.
68	NITRIC OXIDE DONOR/
69	GLYCERYL TRINITRATE/
70	nitroglycerin?.mp.
71	(glycerol adj trinitrate).mp.
72	GTN.mp.
73	MAGNESIUM SULFATE/
74	(magnesium adj3 (sulphate? or sulfate?)).mp.
75	MgSO?.mp.
76	minijet.mp.
77	or/27-76
78	and/26,77
79	and/22,78
80	conference abstract.pt.
81	letter.pt. or LETTER/
82	note.pt.
83	editorial.pt.
84	CASE REPORT/ or CASE STUDY/
85	(letter or comment* or abstracts).ti.
86	or/80-85
87	RANDOMIZED CONTROLLED TRIAL/ or random*.ti,ab.
88	86 not 87
89	ANIMAL/ not HUMAN/
90	NONHUMAN/
91	exp ANIMAL EXPERIMENT/
92	exp EXPERIMENTAL ANIMAL/
93	ANIMAL MODEL/
94	exp RODENT/
95	(rat or rats or mouse or mice).ti.
96	or/88-95
97	79 not 96
98	limit 97 to english language

### E.10.1.1 Health economics search

Date of re-run: 5 January 2015

Database: Medline

Name of search: PTLB\_drugs\_economics\_RERUN2\_medline\_050115

#	Searches
1	ECONOMICS/
2	VALUE OF LIFE/
3	exp "COSTS AND COST ANALYSIS"/
4	exp ECONOMICS, HOSPITAL/
5	exp ECONOMICS, MEDICAL/
6	exp RESOURCE ALLOCATION/
7	ECONOMICS, NURSING/
8	ECONOMICS, PHARMACEUTICAL/
9	exp "FEES AND CHARGES"/
10	exp BUDGETS/
11	budget*.ti,ab.
12	cost*.ti,ab.
13	(economic* or pharmaco?economic*).ti,ab.
14	(price* or pricing*).ti,ab.
15	(financ* or fee or fees or expenditure* or saving*).ti,ab.
16	(value adj2 (money or monetary)).ti,ab.
17	resourc* allocat*.ti,ab.
18	(fund or funds or funding* or funded).ti,ab.
19	(ration or rations or rationing* or rationed).ti,ab.
20	ec.fs.
21	or/1-20
22	exp OBSTETRIC LABOR, PREMATURE/
23	exp INFANT, PREMATURE/
24	exp INFANT, LOW BIRTH WEIGHT/
25	(pre term or pre?term or pre matur\$ or pre?matur\$ or preemie? or low birth weight? or low birthweight? or LBW? or VLBW?).ti,ab.
26	or/22-25
27	exp PROGESTINS/
28	exp PROGESTERONE/
29	hydroxyprogesterone\$.mp.
30	(progestin? or gestagen\$ or progest\$ or progestational).mp.
31	(crinone or clycogest or gestone or utrogestan).mp.
32	exp TOCOLYTIC AGENTS/
33	tocoly\$.ti,ab.
34	exp ADRENERGIC BETA-AGONISTS/
35	(beta\$ adj3 agonist?).ti,ab.
36	(betamimetic? or beta mimetic?).ti,ab.
37	(betasympathomimetic? or beta sympathomimetic?).ti,ab.
38	TERBUTALINE/
39	(terbutaline or bricanyl).mp.
40	RITODRINE/
41	ritodrine.mp.
42	FENOTEROL/
43	fenoterol.mp.
44	HEXOPRENALINE/
45	hexoprenaline.mp.
46	ALBUTEROL/
47	(albuterol or salbutamol or ventolin).mp.
48	RECEPTORS, OXYTOCIN/
49	OXYTOCIN/ag, aa, ai [Agonists, Analogs & Derivatives, Antagonists & Inhibitors]
50	(oxytocin adj3 (block\$ or inhibit\$ or antagonist?)).ti,ab.
51	(atosiban or tractocile).mp.
52	exp CALCIUM CHANNEL BLOCKERS/
53	(calcium adj3 (block\$ or inhibit\$ or antagonist?)).ti,ab.
54	NIFEDIPINE/
55	(nifedipine or adalat or adipine or coracten or fortipine or nifedipress or tensipine or valni).mp.
56	NICARDIPINE/
57	(nicardipine or cardene).mp.
58	CYCLOOXYGENASE 2 INHIBITORS/
59	coxib?.ti,ab.
60	((cox 2 or cox2) adj inhibit\$).ti,ab.
61	(rofecoxib or vioxx).mp.
62	ANTI-INFLAMMATORY AGENTS, NON-STEROIDAL/
63	NSAID?.ti,ab.
64	DICLOFENAC/
65	(diclofenac or defenac or dicloflex or diclozip or fenactol or flamrase or econac or dyloject or therabel or volatarol).mp.
66	exp INDOMETHACIN/
67	(indomethacin or indometacin).mp.
68	exp NITRIC OXIDE DONORS/



#	Searches
69	NITROGLYCERIN/
70	(glycerol adj trinitrate).mp.
71	(nitroglycerin? or GTN).mp.
72	MAGNESIUM SULFATE/
73	(magnesium adj3 (sulphate? or sulfate?)).mp.
74	(MgSO? or minijet).mp.
75	or/27-74
76	and/26,75
77	LETTER/
78	EDITORIAL/
79	NEWS/
80	exp HISTORICAL ARTICLE/
81	ANECDOTES AS TOPIC/
82	COMMENT/
83	CASE REPORT/
84	(letter or comment* or abstracts).ti.
85	or/77-84
86	RANDOMIZED CONTROLLED TRIAL/ or random*.ti,ab.
87	85 not 86
88	ANIMALS/ not HUMANS/
89	exp ANIMALS, LABORATORY/
90	exp ANIMAL EXPERIMENTATION/
91	exp MODELS, ANIMAL/
92	exp RODENTIA/
93	(rat or rats or mouse or mice).ti.
94	or/87-93
95	76 not 94
96	limit 95 to english language
97	and/21,96

Date of initial search: 30 September 2013

Date of re-run: 5 January 2015

Database: Cochrane Central Register of Controlled Trials

Name of search: PTLB\_drugs\_economics\_RERUN2\_cctr\_050115

#	Searches
1	ECONOMICS/
2	VALUE OF LIFE/
3	exp "COSTS AND COST ANALYSIS"/
4	exp ECONOMICS, HOSPITAL/
5	exp ECONOMICS, MEDICAL/
6	exp RESOURCE ALLOCATION/
7	ECONOMICS, NURSING/
8	ECONOMICS, PHARMACEUTICAL/
9	exp "FEES AND CHARGES"/
10	exp BUDGETS/
11	budget*.ti,ab.
12	cost*.ti,ab.
13	(economic* or pharmaco?economic*).ti,ab.
14	(price* or pricing*).ti,ab.
15	(financ* or fee or fees or expenditure* or saving*).ti,ab.
16	(value adj2 (money or monetary)).ti,ab.
17	resourc* allocat*.ti,ab.
18	(fund or funds or funding* or funded).ti,ab.
19	(ration or rations or rationing* or rationed).ti,ab.
20	ec.fs.
21	or/1-20
22	exp OBSTETRIC LABOR, PREMATURE/
23	exp INFANT, PREMATURE/
24	exp INFANT, LOW BIRTH WEIGHT/
25	(pre term or pre?term or pre matur\$ or pre?matur\$ or preemie? or low birth weight? or low birthweight? or LBW? or VLBW?).ti,ab.
26	or/22-25
27	exp PROGESTINS/
28	exp PROGESTERONE/

#	Searches
29	hydroxyprogesterone\$.mp.
30	(progestin? or gestagen\$ or progest\$ or progestational).mp.
31	(crinone or clycogest or gestone or utrogestan).mp.
32	exp TOCOLYTIC AGENTS/
33	tocoly\$.ti,ab.
34	exp ADRENERGIC BETA-AGONISTS/
35	(beta\$ adj3 agonist?).ti,ab.
36	(betamimetic? or beta mimetic?).ti,ab.
37	(betasympathomimetic? or beta sympathomimetic?).ti,ab.
38	TERBUTALINE/
39	(terbutaline or bricanyl).mp.
40	RITODRINE/
41	ritodrine.mp.
42	FENOTEROL/
43	fenoterol.mp.
44	HEXOPRENALINE/
45	hexoprenaline.mp.
46	ALBUTEROL/
47	(albuterol or salbutamol or ventolin).mp.
48	RECEPTORS, OXYTOCIN/
49	OXYTOCIN/ag, aa, ai [Agonists, Analogs & Derivatives, Antagonists & Inhibitors]
50	(oxytocin adj3 (block\$ or inhibit\$ or antagonist?)).ti,ab.
51	(atosiban or tractocile).mp.
52	exp CALCIUM CHANNEL BLOCKERS/
53	(calcium adj3 (block\$ or inhibit\$ or antagonist?)).ti,ab.
54	NIFEDIPINE/
55	(nifedipine or adalat or adipine or coracten or fortipine or nifedipress or tensipine or valni).mp.
56	NICARDIPINE/
57	(nicardipine or cardene).mp.
58	CYCLOOXYGENASE 2 INHIBITORS/
59	coxib?.ti,ab.
60	((cox 2 or cox2) adj inhibit\$).ti,ab.
61	(rofecoxib or vioxx).mp.
62	ANTI-INFLAMMATORY AGENTS, NON-STEROIDAL/
63	NSAID?.ti,ab.
64	DICLOFENAC/
65	(diclofenac or defenac or dicloflex or diclozip or fenactol or flamrase or econac or dyloject or therabel or volatarol).mp.
66	exp INDOMETHACIN/
67	(indomethacin or indometacin).mp.
68	exp NITRIC OXIDE DONORS/
69	NITROGLYCERIN/
70	(glycerol adj trinitrate).mp.
71	(nitroglycerin? or GTN).mp.
72	MAGNESIUM SULFATE/
73	(magnesium adj3 (sulphate? or sulfate?)).mp.
74	(MgSO? or minijet).mp.
75	or/27-74
76	and/26,75
77	limit 76 to english language
78	and/21,77

Date of initial search: 30 September 2013

Date of re-run: 5 January 2015

Database: Health Technology Assessment

Name of search: PTLB\_drugs\_RERUN2\_hta\_050115

#	Searches
1	exp OBSTETRIC LABOR, PREMATURE/
2	exp INFANT, PREMATURE/
3	exp INFANT, LOW BIRTH WEIGHT/
4	(pre term or pre?term or pre matur\$ or pre?matur\$ or preemie? or low birth weight? or low birthweight? or LBW? or VLBW?).tw.
5	or/1-4
6	exp PROGESTINS/
7	exp PROGESTERONE/

#	Searches
8	hydroxyprogesterone\$.mp.
9	(progestin? or gestagen\$ or progest\$ or progestational).mp.
10	(crinone or clycogest or gestone or utrogestan).mp.
11	exp TOCOLYTIC AGENTS/
12	tocoly\$.tw.
13	exp ADRENERGIC BETA-AGONISTS/
14	(beta\$ adj3 agonist?).tw.
15	(betamimetic? or beta mimetic?).tw.
16	(betasympathomimetic? or beta sympathomimetic?).tw.
17	TERBUTALINE/
18	(terbutaline or bricanyl).mp.
19	RITODRINE/
20	ritodrine.mp.
21	FENOTEROL/
22	fenoterol.mp.
23	HEXOPRENALINE/
24	hexoprenaline.mp.
25	ALBUTEROL/
26	(albuterol or salbutamol or ventolin).mp.
27	RECEPTORS, OXYTOCIN/
28	OXYTOCIN/
29	(oxytocin adj3 (block\$ or inhibit\$ or antagonist?)).tw.
30	(atosiban or tractocile).mp.
31	exp CALCIUM CHANNEL BLOCKERS/
32	(calcium adj3 (block\$ or inhibit\$ or antagonist?)).tw.
33	NIFEDIPINE/
34	(nifedipine or adalat or adipine or coracten or fortipine or nifedipress or tensipine or valni).mp.
35	NICARDIPINE/
36	(nicardipine or cardene).mp.
37	CYCLOOXYGENASE 2 INHIBITORS/
38	coxib?.tw.
39	((cox 2 or cox2) adj inhibit\$.tw.
40	(rofecoxib or vioxx).mp.
41	ANTI-INFLAMMATORY AGENTS, NON-STEROIDAL/
42	NSAID?.tw.
43	DICLOFENAC/
44	(diclofenac or defenac or dicloflex or diclozip or fenactol or flamrase or econac or dyloject or therabel or volatarol).mp.
45	exp INDOMETHACIN/
46	(indomethacin or indometacin).mp.
47	exp NITRIC OXIDE DONORS/
48	NITROGLYCERIN/
49	(glycerol adj trinitrate).mp.
50	(nitroglycerin? or GTN).mp.
51	MAGNESIUM SULFATE/
52	(magnesium adj3 (sulphate? or sulfate?)).mp.
53	(MgSO? or minijet).mp.
54	or/6-53
55	and/5,54

Date of initial search: 30 September 2013

Date of re-run: 5 January 2015

Database: NHS Economic Evaluation Database

Name of search: PTLB\_drugs\_economics\_RERUN2\_nhseed\_050115

#	Searches
1	exp OBSTETRIC LABOR, PREMATURE/
2	exp INFANT, PREMATURE/
3	exp INFANT, LOW BIRTH WEIGHT/
4	(pre term or pre?term or pre matur\$ or pre?matur\$ or preemie? or low birth weight? or low birthweight? or LBW? or VLBW?).tw.
5	or/1-4
6	exp PROGESTINS/
7	exp PROGESTERONE/
8	hydroxyprogesterone\$.mp.
9	(progestin? or gestagen\$ or progest\$ or progestational).mp.

#	Searches
10	(crinone or clycogest or gestone or utrogestan).mp.
11	exp TOCOLYTIC AGENTS/
12	tocoly\$.tw.
13	exp ADRENERGIC BETA-AGONISTS/
14	(beta\$ adj3 agonist?).tw.
15	(betamimetic? or beta mimetic?).tw.
16	(betasympathomimetic? or beta sympathomimetic?).tw.
17	TERBUTALINE/
18	(terbutaline or bricanyl).mp.
19	RITODRINE/
20	ritodrine.mp.
21	FENOTEROL/
22	fenoterol.mp.
23	HEXOPRENALINE/
24	hexoprenaline.mp.
25	ALBUTEROL/
26	(albuterol or salbutamol or ventolin).mp.
27	RECEPTORS, OXYTOCIN/
28	OXYTOCIN/
29	(oxytocin adj3 (block\$ or inhibit\$ or antagonist?)).tw.
30	(atosiban or tractocile).mp.
31	exp CALCIUM CHANNEL BLOCKERS/
32	(calcium adj3 (block\$ or inhibit\$ or antagonist?)).tw.
33	NIFEDIPINE/
34	(nifedipine or adalat or adipine or coracten or fortipine or nifedipress or tensipine or valni).mp.
35	NICARDIPINE/
36	(nicardipine or cardene).mp.
37	CYCLOOXYGENASE 2 INHIBITORS/
38	coxib?.tw.
39	((cox 2 or cox2) adj inhibit\$.tw.
40	(rofecoxib or vioxx).mp.
41	ANTI-INFLAMMATORY AGENTS, NON-STEROIDAL/
42	NSAID?.tw.
43	DICLOFENAC/
44	(diclofenac or defenac or dicloflex or diclozip or fenactol or flamrase or econac or dyloject or therabel or volatarol).mp.
45	exp INDOMETHACIN/
46	(indomethacin or indometacin).mp.
47	exp NITRIC OXIDE DONORS/
48	NITROGLYCERIN/
49	(glycerol adj trinitrate).mp.
50	(nitroglycerin? or GTN).mp.
51	MAGNESIUM SULFATE/
52	(magnesium adj3 (sulphate? or sulfate?)).mp.
53	(MgSO? or minijet).mp.
54	or/6-53
55	and/5,54

Date of initial search: 30 September 2013

Date of re-run: 5 January 2015

Database: Embase

Name of search: PTLB\_drugs\_economics\_RERUN2\_embase\_050115

#	Searches
1	HEALTH ECONOMICS/
2	exp ECONOMIC EVALUATION/
3	exp HEALTH CARE COST/
4	exp FEE/
5	BUDGET/
6	FUNDING/
7	RESOURCE ALLOCATION/
8	budget*.ti,ab.
9	cost*.ti,ab.
10	(economic* or pharmaco?economic*).ti,ab.
11	(price* or pricing*).ti,ab.
12	(financ* or fee or fees or expenditure* or saving*).ti,ab.

#	Searches
13	(value adj2 (money or monetary)).ti,ab.
14	resourc* allocat*.ti,ab.
15	(fund or funds or funding* or funded).ti,ab.
16	(ration or rations or rationing* or rationed).ti,ab.
17	or/1-16
18	exp "IMMATURE AND PREMATURE LABOR"/
19	exp LOW BIRTH WEIGHT/
20	(pre term or pre?term or pre matur\$ or pre?matur\$ or preemie? or low birth weight? or low birthweight? or LBW? or VLBW?).ti,ab.
21	or/18-20
22	exp UTERUS SPASMOLYTIC AGENT/
23	tocoly\$.ti,ab.
24	PROGESTERONE/
25	PROGESTERONE DERIVATIVE/
26	hydroxyprogesterone\$.mp.
27	(progestin? or gestagen\$ or progest\$ or progestational).mp.
28	(crinone or clycogest or gestone or utrogestan).mp.
29	exp BETA ADRENERGIC RECEPTOR STIMULATING AGENT/
30	(beta\$ adj3 agonist?).ti,ab.
31	(betamimetic? or beta mimetic?).ti,ab.
32	(betasympathomimetic? or beta sympathomimetic?).ti,ab.
33	TERBUTALINE/
34	(terbutaline or bricanyl).mp.
35	FENOTEROL/
36	HEXOPRENALINE/
37	RITODRINE/
38	(fenoterol or hexoprenaline or ritodrine).mp.
39	SALBUTAMOL/
40	(salbutamol or ventolin or albuterol).mp.
41	OXYTOCIN ANTAGONIST/
42	OXYTOCIN RECEPTOR/
43	(oxytocin adj3 (block\$ or inhibit\$ or antagonist?)).ti,ab.
44	ATOSIBAN/
45	(atosiban or tractocile).mp.
46	exp CALCIUM CHANNEL BLOCKING AGENT/
47	(calcium adj3 (block\$ or inhibit\$ or antagonist?)).ti,ab.
48	NIFEDIPINE/
49	(nifedipine or adalat or adipine or coracten or fortipine or nifedipress or tensipine or valni).mp.
50	NICARDIPINE/
51	(nicardipine or cardene).mp.
52	CYCLOOXYGENASE 2 INHIBITOR/
53	coxib?.ti,ab.
54	((cox 2 or cox2) adj inhibit\$).ti,ab.
55	ROFECOXIB/
56	(rofecoxib or vioxx).mp.
57	NONSTEROID ANTIINFLAMMATORY AGENT/
58	NSAID?.ti,ab.
59	DICLOFENAC/
60	(diclofenac or defenac or dicloflex or diclozip or fenactol or flamrase or econac or dyloject or therabel or volatarol).mp.
61	INDOMETACIN/
62	(indomethacin or indometacin).mp.
63	NITRIC OXIDE DONOR/
64	GLYCERYL TRINITRATE/
65	nitroglycerin?.mp.
66	(glycerol adj trinitrate).mp.
67	GTN.mp.
68	MAGNESIUM SULFATE/
69	(magnesium adj3 (sulphate? or sulfate?)).mp.
70	MgSO?.mp.
71	minijet.mp.
72	or/22-71
73	and/21,72
74	limit 73 to english language
75	conference abstract.pt.
76	letter.pt. or LETTER/
77	note.pt.
78	editorial.pt.
79	CASE REPORT/ or CASE STUDY/
80	(letter or comment* or abstracts).ti.
81	or/75-80

#	Searches
82	RANDOMIZED CONTROLLED TRIAL/ or random*.ti,ab.
83	81 not 82
84	ANIMAL/ not HUMAN/
85	NONHUMAN/
86	exp ANIMAL EXPERIMENT/
87	exp EXPERIMENTAL ANIMAL/
88	ANIMAL MODEL/
89	exp RODENT/
90	(rat or rats or mouse or mice).ti.
91	or/83-90
92	74 not 91
93	and/17,92

## E.11 Fetal monitoring

### E.11.1 What are the criteria for best interpreting the preterm fetal heart rate trace at different gestational ages for unborn babies whose mothers are in suspected or diagnosed preterm labour?

Date of initial search: 31 January 2014

Date of re-run: 6 March 2015

Database: Medline

Name of search: PTLB\_EFM\_interpretation\_RERUN3\_medline\_060315

#	Searches
1	exp OBSTETRIC LABOR, PREMATURE/
2	exp INFANT, PREMATURE/
3	exp INFANT, LOW BIRTH WEIGHT/
4	GESTATIONAL AGE/
5	(pre term or preterm or pre matur\$ or prematur\$ or pre#mie? or premie or premies or low birth weight? or low birthweight? or LBW? or VLBW?).ti,ab.
6	(gest\$ adj2 age?).ti,ab.
7	or/1-6
8	exp PARTURITION/
9	exp LABOR, OBSTETRIC/
10	exp DELIVERY, OBSTETRIC/
11	(partu\$ or birth\$ or childbirth\$ or intrapartu\$ or labo?r or deliver\$).ti,ab.
12	or/8-11
13	exp FETAL HEART/
14	HEART RATE/ or HEART RATE, FETAL/
15	FETAL DISTRESS/ or STRESS, PHYSIOLOGICAL/
16	((f?etal or f?etus\$) adj3 (heart\$ or distress\$ or stress\$ or compromis\$)).ti,ab.
17	FHR.ti,ab.
18	or/13-17
19	FETAL MONITORING/
20	UTERINE MONITORING/
21	((f?etal or f?etus\$ or uter\$) adj3 (monitor\$ or observ\$ or assess\$)).ti,ab.
22	ELECTROCARDIOGRAPHY/
23	electrocardiogra\$.ti,ab.
24	(FECG or ECG or EKG).ti,ab.
25	SIGNAL PROCESSING, COMPUTER-ASSISTED/
26	CARDIOTOGRAPHY/
27	(cardiotocogra\$ or CTG or EFM).ti,ab.
28	(electronic adj (f?etal or f?etus) adj monitor\$).ti,ab.
29	or/19-28
30	((FHR or EFM or CGT or cardiotocogra\$) adj3 (ominous or reassur\$ or nonreassur\$)).ti,ab.
31	(heart\$ adj3 (trac\$ or pattern? or frequen\$ or period? or varia\$)).ti,ab.
32	ARRHYTHMIAS, CARDIAC/
33	exp TACHYCARDIA/
34	BRADYCARDIA/
35	(tachycardi\$ or tachyarrhythmi\$ or bradycardi\$ or bradyarrhythmi\$).ti,ab.
36	ACCELERATION/ or DECELERATION/

#	Searches
37	((baseline\$ or mean or acceleration? or deceleration?) adj10 (heart\$ or f?etal or f?etus or FHR or early or late or varia\$ or typical or atypical or normal or abnormal)).ti,ab.
38	(beat-to-beat adj varia\$).ti,ab.
39	((sinusoidal or pseudosinusoidal or nonsinusoidal) adj (trac\$ or pattern? or heart\$)).ti,ab.
40	or/30-39
41	and/12,18,29,40
42	((f?etal or f?etus) adj3 (trac\$ or monitor\$ or pattern?) adj5 (characteristic? or classif\$ or interpret\$ or signif\$ or prognos\$)).ti,ab.
43	((FHR or EFM or CTG or cardiotocogra\$) adj (characteristic? or classif\$ or interpret\$ or signif\$ or prognos\$)).ti,ab.
44	((f?etal or f?etus) adj heart rate? adj5 (characteristic? or classif\$ or interpret\$ or signif\$ or prognos\$ or vary or varies or varia\$ or chang\$ or assess\$ or analy\$ or predict\$)).ti.
45	or/41-44
46	and/7,45
47	limit 46 to english language
48	LETTER/
49	EDITORIAL/
50	NEWS/
51	exp HISTORICAL ARTICLE/
52	ANECDOTES AS TOPIC/
53	COMMENT/
54	CASE REPORT/
55	(letter or comment* or abstracts).ti.
56	or/48-55
57	RANDOMIZED CONTROLLED TRIAL/ or random*.ti,ab.
58	56 not 57
59	ANIMALS/ not HUMANS/
60	exp ANIMALS, LABORATORY/
61	exp ANIMAL EXPERIMENTATION/
62	exp MODELS, ANIMAL/
63	exp RODENTIA/
64	(rat or rats or mouse or mice).ti.
65	or/58-64
66	47 not 65

Date of initial search: 31 January 2014

Date of re-run: 6 March 2015

Database: Medline In-Process

Name of search: PTLB\_EFM\_interpretation\_RERUN3\_mip\_060315

#	Searches
1	(pre term or preterm or pre matur\$ or prematur\$ or pre#mie? or premie or premies or low birth weight? or low birthweight? or LBW? or VLBW?).ti,ab.
2	(gest\$ adj2 age?).ti,ab.
3	or/1-2
4	(partu\$ or birth\$ or childbirth\$ or intrapartu\$ or labo?r or deliver\$).ti,ab.
5	((f?etal or f?etus) adj3 (heart\$ or distress\$ or stress\$ or compromis\$)).ti,ab.
6	FHR.ti,ab.
7	or/5-6
8	((f?etal or f?etus\$ or uter\$) adj3 (monitor\$ or observ\$ or assess\$)).ti,ab.
9	electrocardiogra\$.ti,ab.
10	(FECG or ECG or EKG).ti,ab.
11	(cardiotocogra\$ or CTG or EFM).ti,ab.
12	(electronic adj (f?etal or f?etus) adj monitor\$).ti,ab.
13	or/8-12
14	((FHR or EFM or CGT or cardiotocogra\$) adj3 (ominous or reassur\$ or nonreassur\$)).ti,ab.
15	(heart\$ adj3 (trac\$ or pattern? or frequen\$ or period? or varia\$)).ti,ab.
16	(tachycardi\$ or tachyarrhythmi\$ or bradycardi\$ or bradyarrhythmi\$).ti,ab.
17	((baseline\$ or mean or acceleration? or deceleration?) adj10 (heart\$ or f?etal or f?etus or FHR or early or late or varia\$ or typical or atypical or normal or abnormal)).ti,ab.
18	(beat-to-beat adj varia\$).ti,ab.
19	((sinusoidal or pseudosinusoidal or nonsinusoidal) adj (trac\$ or pattern? or heart\$)).ti,ab.
20	or/14-19
21	and/4,7,13,20
22	((f?etal or f?etus) adj3 (trac\$ or monitor\$ or pattern?) adj5 (characteristic? or classif\$ or interpret\$ or signif\$ or prognos\$)).ti,ab.
23	((FHR or EFM or CTG or cardiotocogra\$) adj (characteristic? or classif\$ or interpret\$ or signif\$ or prognos\$)).ti,ab.

#	Searches
24	((f?etal or f?etus) adj heart rate? adj5 (characteristic? or classific\$ or interpret\$ or signif\$ or prognos\$ or vary or varies or varia\$ or chang\$ or assess\$ or analy\$ or predict\$)).ti.
25	or/21-24
26	and/3,25

Date of initial search: 31 January 2014

Date of re-run: 6 March 2015

Database: Cochrane Central Register of Controlled Trials

Name of search: PTLB\_EFM\_interpretation\_RERUN3\_cctr\_060315

#	Searches
1	exp OBSTETRIC LABOR, PREMATURE/
2	exp INFANT, PREMATURE/
3	exp INFANT, LOW BIRTH WEIGHT/
4	GESTATIONAL AGE/
5	(pre term or preterm or pre matur\$ or prematur\$ or pre#mie? or premie or premies or low birth weight? or low birthweight? or LBW? or VLBW?).ti,ab.
6	(gest\$ adj2 age?).ti,ab.
7	or/1-6
8	exp PARTURITION/
9	exp LABOR, OBSTETRIC/
10	exp DELIVERY, OBSTETRIC/
11	(partu\$ or birth\$ or childbirth\$ or intrapartu\$ or labo?r or deliver\$).ti,ab.
12	or/8-11
13	exp FETAL HEART/
14	HEART RATE/ or HEART RATE, FETAL/
15	FETAL DISTRESS/ or STRESS, PHYSIOLOGICAL/
16	((f?etal or f?etus\$) adj3 (heart\$ or distress\$ or stress\$ or compromis\$)).ti,ab.
17	FHR.ti,ab.
18	or/13-17
19	FETAL MONITORING/
20	UTERINE MONITORING/
21	((f?etal or f?etus\$ or uter\$) adj3 (monitor\$ or observ\$ or assess\$)).ti,ab.
22	ELECTROCARDIOGRAPHY/
23	electrocardiogra\$.ti,ab.
24	(FECG or ECG or EKG).ti,ab.
25	SIGNAL PROCESSING, COMPUTER-ASSISTED/
26	CARDIOTOGRAPHY/
27	(cardiotocogra\$ or CTG or EFM).ti,ab.
28	(electronic adj (f?etal or f?etus) adj monitor\$).ti,ab.
29	or/19-28
30	((FHR or EFM or CGT or cardiotocogra\$) adj3 (ominous or reassur\$ or nonreassur\$)).ti,ab.
31	(heart\$ adj3 (trac\$ or pattern? or frequen\$ or period? or varia\$)).ti,ab.
32	ARRHYTHMIAS, CARDIAC/
33	exp TACHYCARDIA/
34	BRADYCARDIA/
35	(tachycardi\$ or tachyarrhythmi\$ or bradycardi\$ or bradyarrhythmi\$).ti,ab.
36	ACCELERATION/ or DECELERATION/
37	((baseline\$ or mean or acceleration? or deceleration?) adj10 (heart\$ or f?etal or f?etus or FHR or early or late or varia\$ or typical or atypical or normal or abnormal)).ti,ab.
38	(beat-to-beat adj varia\$).ti,ab.
39	((sinusoidal or pseudosinusoidal or nonsinusoidal) adj (trac\$ or pattern? or heart\$)).ti,ab.
40	or/30-39
41	and/12,18,29,40
42	((f?etal or f?etus) adj3 (trac\$ or monitor\$ or pattern?) adj5 (characteristic? or classific\$ or interpret\$ or signif\$ or prognos\$)).ti,ab.
43	((FHR or EFM or CTG or cardiotocogra\$) adj (characteristic? or classific\$ or interpret\$ or signif\$ or prognos\$)).ti,ab.
44	((f?etal or f?etus) adj heart rate? adj5 (characteristic? or classific\$ or interpret\$ or signif\$ or prognos\$ or vary or varies or varia\$ or chang\$ or assess\$ or analy\$ or predict\$)).ti.
45	or/41-44
46	and/7,45

Date of initial search: 31 January 2014



Date of re-run: 6 March 2015

Database: Cochrane Database of Systematic Reviews, Database of Abstracts of Reviews of Effects

Name of search: PTLB\_EFM\_interpretation\_RERUN3\_cdsrdare\_060315

#	Searches
1	GESTATIONAL AGE.kw.
2	(pre term or preterm or pre matur\$ or prematur\$ or pre#mie? or premie or premies or low birth weight? or low birthweight? or LBW? or VLBW?).tw,tx,kw.
3	(gest\$ adj2 age?).tw,tx.
4	or/1-3
5	(partu\$ or birth\$ or childbirth\$ or intrapartu\$ or labo?r or deliver\$).tw,tx,kw.
6	HEART RATE.kw.
7	(STRESS adj PHYSIOLOGICAL).kw.
8	((f?etal or f?etus\$) adj3 (heart\$ or distress\$ or stress\$ or compromis\$)).tw,tx,kw.
9	FHR.tw,tx.
10	or/6-9
11	((f?etal or f?etus\$ or uter\$) adj3 (monitor\$ or observ\$ or assess\$)).tw,tx,kw.
12	electrocardiogra\$.tw,tx,kw.
13	(FECG or ECG or EKG).tw,tx.
14	SIGNAL PROCESSING.kw.
15	(cardiotocogra\$ or CTG or EFM).tw,tx,kw.
16	(electronic adj (f?etal or f?etus) adj monitor\$).tw,tx.
17	or/11-16
18	((FHR or EFM or CGT or cardiotocogra\$) adj3 (ominous or reassur\$ or nonreassur\$)).tw,tx.
19	(heart\$ adj3 (trac\$ or pattern? or frequen\$ or period? or varia\$)).tw,tx.
20	ARRHYTHMIA?.kw.
21	(tachycardi\$ or tachyarrhythmi\$ or bradycardi\$ or bradyarrhythmi\$).tw,tx,kw.
22	(ACCELERATION or DECELERATION).kw.
23	((baseline\$ or mean or acceleration? or deceleration?) adj10 (heart\$ or f?etal or f?etus or FHR or early or late or varia\$ or typical or atypical or normal or abnormal)).tw,tx.
24	(beat-to-beat adj varia\$).tw,tx.
25	((sinusoidal or pseudosinusoidal or nonsinusoidal) adj (trac\$ or pattern? or heart\$)).tw,tx.
26	or/18-25
27	and/5,10,17,26
28	((f?etal or f?etus) adj3 (trac\$ or monitor\$ or pattern?) adj5 (characteristic? or classific\$ or interpret\$ or signif\$ or prognos\$)).tw,tx.
29	((FHR or EFM or CTG or cardiotocogra\$) adj (characteristic? or classific\$ or interpret\$ or signif\$ or prognos\$)).tw,tx.
30	((f?etal or f?etus) adj heart rate? adj5 (characteristic? or classific\$ or interpret\$ or signif\$ or prognos\$ or vary or varies or varia\$ or chang\$ or assess\$ or analy\$ or predict\$)).ti.
31	or/27-30
32	and/4,31

Date of initial search: 31 January 2014

Date of re-run: 6 March 2015

Database: Health Technology Assessment

Name of search: PTLB\_EFM\_interpretation\_RERUN3\_hta\_060315

#	Searches
1	exp OBSTETRIC LABOR, PREMATURE/
2	exp INFANT, PREMATURE/
3	exp INFANT, LOW BIRTH WEIGHT/
4	GESTATIONAL AGE/
5	(pre term or preterm or pre matur\$ or prematur\$ or pre#mie? or premie or premies or low birth weight? or low birthweight? or LBW? or VLBW?).tw.
6	(gest\$ adj2 age?).tw.
7	or/1-6
8	exp PARTURITION/
9	exp LABOR, OBSTETRIC/
10	exp DELIVERY, OBSTETRIC/
11	(partu\$ or birth\$ or childbirth\$ or intrapartu\$ or labo?r or deliver\$).tw.
12	or/8-11
13	exp FETAL HEART/
14	HEART RATE/ or HEART RATE, FETAL/
15	FETAL DISTRESS/ or STRESS, PHYSIOLOGICAL/

#	Searches
16	((f?etal or f?etus\$) adj3 (heart\$ or distress\$ or stress\$ or compromis\$)).tw.
17	FHR.tw.
18	or/13-17
19	FETAL MONITORING/
20	UTERINE MONITORING/
21	((f?etal or f?etus\$ or uter\$) adj3 (monitor\$ or observ\$ or assess\$)).tw.
22	ELECTROCARDIOGRAPHY/
23	electrocardiogra\$.tw.
24	(FECG or ECG or EKG).tw.
25	SIGNAL PROCESSING, COMPUTER-ASSISTED/
26	CARDIOTOCOGRAPHY/
27	(cardiotocogra\$ or CTG or EFM).tw.
28	(electronic adj (f?etal or f?etus) adj monitor\$).tw.
29	or/19-28
30	((FHR or EFM or CGT or cardiotocogra\$) adj3 (ominous or reassur\$ or nonreassur\$)).tw.
31	(heart\$ adj3 (trac\$ or pattern? or frequen\$ or period? or varia\$)).tw.
32	ARRHYTHMIAS, CARDIAC/
33	exp TACHYCARDIA/
34	BRADYCARDIA/
35	(tachycardi\$ or tachyarrhythmi\$ or bradycardi\$ or bradyarrhythmi\$).tw.
36	ACCELERATION/ or DECELERATION/
37	((baseline\$ or mean or acceleration? or deceleration?) adj10 (heart\$ or f?etal or f?etus or FHR or early or late or varia\$ or typical or atypical or normal or abnormal)).tw.
38	(beat-to-beat adj varia\$).tw.
39	((sinusoidal or pseudosinusoidal or nonsinusoidal) adj (trac\$ or pattern? or heart\$)).tw.
40	or/30-39
41	and/12,18,29,40
42	((f?etal or f?etus) adj3 (trac\$ or monitor\$ or pattern?) adj5 (characteristic? or classif\$ or interpret\$ or signif\$ or prognos\$)).tw.
43	((FHR or EFM or CTG or cardiotocogra\$) adj (characteristic? or classif\$ or interpret\$ or signif\$ or prognos\$)).tw.
44	((f?etal or f?etus) adj heart rate? adj5 (characteristic? or classif\$ or interpret\$ or signif\$ or prognos\$ or vary or varies or varia\$ or chang\$ or assess\$ or analy\$ or predict\$)).ti.
45	or/41-44
46	and/7,45

Date of initial search: 31 January 2014

Date of re-run: 6 March 2015

Database: Embase

Name of search: PTLB\_EFM\_interpretation\_RERUN3\_embase\_060315

#	Searches
1	exp "IMMATURE AND PREMATURE LABOR"/
2	exp LOW BIRTH WEIGHT/
3	GESTATIONAL AGE/
4	(pre term or preterm or pre matur\$ or prematur\$ or pre#mie? or premie or premies or low birth weight? or low birthweight? or LBW? or VLBW?).ti,ab.
5	(gest\$ adj2 age?).ti,ab.
6	or/1-5
7	BIRTH/
8	exp CHILDBIRTH/
9	exp DELIVERY/
10	INTRAPARTUM CARE/
11	(partu\$ or birth\$ or childbirth\$ or intrapartu\$ or labo?r or deliver\$).ti,ab.
12	or/7-11
13	HEART RATE/ or FETUS HEART RATE/
14	FETUS DISTRESS/ or PHYSIOLOGICAL STRESS/
15	((f?etal or f?etus\$) adj3 (heart\$ or distress\$ or stress\$ or compromis\$)).ti,ab.
16	FHR.ti,ab.
17	or/13-16
18	FETUS MONITORING/
19	((f?etal or f?etus\$ or uter\$) adj3 (monitor\$ or observ\$ or assess\$)).ti,ab.
20	ELECTROCARDIOGRAPHY/
21	FETUS ELECTROCARDIOGRAPHY/
22	electrocardiogra\$.ti,ab.
23	(FECG or ECG or EKG).ti,ab.
24	SIGNAL PROCESSING/

#	Searches
25	CARDIOTOCOGRAPHY/
26	(cardiotocogra\$ or CTG or EFM).ti,ab.
27	(electronic adj (f?etal or f?etus) adj monitor\$).ti,ab.
28	or/18-27
29	((FHR or EFM or CGT or cardiotocogra\$) adj3 (ominous or reassur\$ or nonreassur\$)).ti,ab.
30	(heart\$ adj3 (trac\$ or pattern? or frequen\$ or period? or varia\$)).ti,ab.
31	HEART ARRHYTHMIA/
32	exp TACHYCARDIA/
33	exp BRADYCARDIA/
34	(tachycardi\$ or tachyarrhythmi\$ or bradycardi\$ or bradyarrhythmi\$).ti,ab.
35	ACCELERATION/ or DECELERATION/
36	((baseline\$ or mean or acceleration? or deceleration?) adj10 (heart\$ or f?etal or f?etus or FHR or early or late or varia\$ or typical or atypical or normal or abnormal)).ti,ab.
37	(beat-to-beat adj varia\$).ti,ab.
38	((sinusoidal or pseudosinusoidal or nonsinusoidal) adj (trac\$ or pattern? or heart\$)).ti,ab.
39	or/29-38
40	and/12,17,28,39
41	((f?etal or f?etus) adj3 (trac\$ or monitor\$ or pattern?) adj5 (characteristic? or classific\$ or interpret\$ or signif\$ or prognos\$)).ti,ab.
42	((FHR or EFM or CTG or cardiotocogra\$) adj (characteristic? or classific\$ or interpret\$ or signif\$ or prognos\$)).ti,ab.
43	((f?etal or f?etus) adj heart rate? adj5 (characteristic? or classific\$ or interpret\$ or signif\$ or prognos\$ or vary or varies or varia\$ or chang\$ or assess\$ or analy\$ or predict\$)).ti.
44	or/40-43
45	and/6,44
46	limit 45 to english language
47	conference abstract.pt.
48	letter.pt. or LETTER/
49	note.pt.
50	editorial.pt.
51	CASE REPORT/ or CASE STUDY/
52	(letter or comment* or abstracts).ti.
53	or/47-52
54	RANDOMIZED CONTROLLED TRIAL/ or random*.ti,ab.
55	53 not 54
56	ANIMAL/ not HUMAN/
57	NONHUMAN/
58	exp ANIMAL EXPERIMENT/
59	exp EXPERIMENTAL ANIMAL/
60	ANIMAL MODEL/
61	exp RODENT/
62	(rat or rats or mouse or mice).ti.
63	or/55-62
64	46 not 63

### E.11.2 What is the clinical effectiveness of electronic fetal monitoring compared with intermittent auscultation at different gestational ages for unborn babies whose mothers are in suspected or diagnosed preterm labour?

Date of initial search: 6 March 2014

Date of re-run: 5 March 2015

Database: Medline

Name of search: PTLB\_EFM\_vs\_IA\_RERUN3\_medline\_050315

#	Searches
1	exp OBSTETRIC LABOR, PREMATURE/

#	Searches
2	exp INFANT, PREMATURE/
3	exp INFANT, LOW BIRTH WEIGHT/
4	INFANT, PREMATURE, DISEASES/
5	or/1-4
6	exp PARTURITION/
7	exp LABOR, OBSTETRIC/
8	exp DELIVERY, OBSTETRIC/
9	or/6-8
10	and/5,9
11	((pre term or preterm or pre matur\$ or prematur\$ or pre#mie? or premie or premies or low birth weight? or low birthweight? or LBW? or VLBW?) adj3 (partu\$ or birth\$ or born or childbirth\$ or intrapartu\$ or labo?r or gestat\$ or pregnan\$)).ti,ab.
12	or/10-11
13	FETAL MONITORING/
14	UTERINE MONITORING/
15	((f?etal or f?etus\$ or uter\$) adj5 (monitor\$ or observ\$ or assess\$ or status\$ or care)).ti,ab.
16	((monitor\$ or test\$) adj3 (select\$ or routine\$ or intermittent\$ or universal\$ or continu\$ or interval\$ or period\$)).ti,ab.
17	or/13-16
18	exp FETAL HEART/
19	HEART RATE, FETAL/
20	FETAL DISTRESS/
21	((f?etal or f?etus\$) adj5 (heart\$ or distress\$ or reassur\$ or non?reassur\$ or compromis\$)).ti,ab.
22	FHR.ti,ab.
23	exp AUSCULTATION/
24	STETHOSCOPIES/
25	(auscultat\$ or IA or pin?ard\$ or fetoscop\$).ti,ab.
26	((f?etal or f?etus\$) adj3 stethoscop\$).ti,ab.
27	"listening in".ti,ab.
28	(non stress test\$ or nonstress test\$ or NST).ti,ab.
29	ULTRASONOGRAPHY, DOPPLER/
30	ECHOCARDIOGRAPHY, DOPPLER/
31	sonicaid\$.ti,ab.
32	((ultraso\$ or echo\$ or sono\$ or flowmet\$ or doppler\$) adj5 (f?etal or f?etus\$)).ti,ab.
33	CARDIOTOCOGRAPHY/
34	(cardiotocogra\$ or CTG or EFM).ti,ab.
35	or/18-34
36	and/17,35
37	((cardiotocogra\$ or CTG or auscultat\$) adj3 (select\$ or routine\$ or intermittent\$ or universal\$ or continu\$ or interval\$ or period\$)).ti,ab.
38	or/36-37
39	and/12,38
40	((cardiotocogra\$ or CTG or auscultat\$ or EFM or monitor\$) adj3 (pre term or preterm or pre matur\$ or prematur\$)).ti,ab.
41	or/39-40
42	limit 41 to english language
43	LETTER/
44	EDITORIAL/
45	NEWS/
46	exp HISTORICAL ARTICLE/
47	ANECDOTES AS TOPIC/
48	COMMENT/
49	CASE REPORT/
50	(letter or comment* or abstracts).ti.
51	or/43-50
52	RANDOMIZED CONTROLLED TRIAL/ or random*.ti,ab.
53	51 not 52
54	ANIMALS/ not HUMANS/
55	exp ANIMALS, LABORATORY/
56	exp ANIMAL EXPERIMENTATION/
57	exp MODELS, ANIMAL/
58	exp RODENTIA/
59	(rat or rats or mouse or mice).ti.
60	or/53-59
61	42 not 60

Date of initial search: 6 March 2014

Date of re-run: 5 March 2015

Database: Medline In-Process

Name of search: PTLB\_EFM\_vs\_IA\_RERUN3\_mip\_050315

#	Searches
1	((pre term or preterm or pre matur\$ or prematur\$ or pre#mie? or premie or premies or low birth weight? or low birthweight? or LBW? or VLBW?) adj3 (partu\$ or birth\$ or born or childbirth\$ or intrapartu\$ or labo?r or gestat\$ or pregnan\$)).ti,ab.
2	((f?etal or f?etus\$ or uter\$) adj5 (monitor\$ or observ\$ or assess\$ or status\$ or care)).ti,ab.
3	((monitor\$ or test\$) adj3 (select\$ or routine\$ or intermittent\$ or universal\$ or continu\$ or interval\$ or period\$)).ti,ab.
4	or/2-3
5	((f?etal or f?etus\$) adj5 (heart\$ or distress\$ or reassur\$ or non?reassur\$ or compromis\$)).ti,ab.
6	FHR.ti,ab.
7	(auscultat\$ or IA or pin?ard\$ or fetoscop\$).ti,ab.
8	((f?etal or f?etus\$) adj3 stethoscop\$).ti,ab.
9	"listening in".ti,ab.
10	(non stress test\$ or nonstress test\$ or NST).ti,ab.
11	sonicaid\$.ti,ab.
12	((ultraso\$ or echo\$ or sono\$ or flowmet\$ or doppler\$) adj5 (f?etal or f?etus\$)).ti,ab.
13	(cardiotocogra\$ or CTG or EFM).ti,ab.
14	or/5-13
15	and/4,14
16	((cardiotocogra\$ or CTG or auscultat\$) adj3 (select\$ or routine\$ or intermittent\$ or universal\$ or continu\$ or interval\$ or period\$)).ti,ab.
17	or/15-16
18	and/1,17
19	((cardiotocogra\$ or CTG or auscultat\$ or EFM or monitor\$) adj3 (pre term or preterm or pre matur\$ or prematur\$)).ti,ab.
20	or/18-19

Date of initial search: 6 March 2014

Date of re-run: 5 March 2015

Database: Cochrane Central Register of Controlled Trials

Name of search: PTLB\_EFM\_vs\_IA\_RERUN3\_mip\_050315

#	Searches
1	exp OBSTETRIC LABOR, PREMATURE/
2	exp INFANT, PREMATURE/
3	exp INFANT, LOW BIRTH WEIGHT/
4	INFANT, PREMATURE, DISEASES/
5	or/1-4
6	exp PARTURITION/
7	exp LABOR, OBSTETRIC/
8	exp DELIVERY, OBSTETRIC/
9	or/6-8
10	and/5,9
11	((pre term or preterm or pre matur\$ or prematur\$ or pre#mie? or premie or premies or low birth weight? or low birthweight? or LBW? or VLBW?) adj3 (partu\$ or birth\$ or born or childbirth\$ or intrapartu\$ or labo?r or gestat\$ or pregnan\$)).ti,ab.
12	or/10-11
13	FETAL MONITORING/
14	UTERINE MONITORING/
15	((f?etal or f?etus\$ or uter\$) adj5 (monitor\$ or observ\$ or assess\$ or status\$ or care)).ti,ab.
16	((monitor\$ or test\$) adj3 (select\$ or routine\$ or intermittent\$ or universal\$ or continu\$ or interval\$ or period\$)).ti,ab.
17	or/13-16
18	exp FETAL HEART/
19	HEART RATE, FETAL/
20	FETAL DISTRESS/
21	((f?etal or f?etus\$) adj5 (heart\$ or distress\$ or reassur\$ or non?reassur\$ or compromis\$)).ti,ab.
22	FHR.ti,ab.
23	exp AUSCULTATION/
24	STETHOSCOPES/
25	(auscultat\$ or IA or pin?ard\$ or fetoscop\$).ti,ab.
26	((f?etal or f?etus\$) adj3 stethoscop\$).ti,ab.
27	"listening in".ti,ab.
28	(non stress test\$ or nonstress test\$ or NST).ti,ab.
29	ULTRASONOGRAPHY, DOPPLER/

#	Searches
30	ECHOCARDIOGRAPHY, DOPPLER/
31	sonicaid\$.ti,ab.
32	((ultraso\$ or echo\$ or sono\$ or flowmet\$ or doppler\$) adj5 (f?etal or f?etus\$)).ti,ab.
33	CARDIOTOCOGRAPHY/
34	(cardiotocogra\$ or CTG or EFM).ti,ab.
35	or/18-34
36	and/17,35
37	((cardiotocogra\$ or CTG or auscultat\$) adj3 (select\$ or routine\$ or intermittent\$ or universal\$ or continu\$ or interval\$ or period\$)).ti,ab.
38	or/36-37
39	and/12,38
40	((cardiotocogra\$ or CTG or auscultat\$ or EFM or monitor\$) adj3 (pre term or preterm or pre matur\$ or prematur\$)).ti,ab.
41	or/39-40

Date of initial search: 6 March 2014

Date of re-run: 5 March 2015

Database: Cochrane Database of Systematic Reviews, Database of Abstracts of Reviews of Effects

Name of search: PTLB\_EFM\_vs\_IA\_RERUN3\_cdsrdare\_050315

#	Searches
1	(pre term or preterm or pre matur\$ or prematur\$ or pre\$mie? or premie or premies or low birth weight? or low birthweight? or LBW? or VLBW?).ti,kw.
2	(partu\$ or birth\$ or childbirth\$ or intrapartu\$ or labo?r or deliver\$).ti,kw.
3	((f?etal or f?etus\$ or uter\$) adj5 (monitor\$ or observ\$ or assess\$ or status\$ or care)).tw,tx,kw.
4	((monitor\$ or test\$) adj3 (select\$ or routine\$ or intermittent\$ or universal\$ or continu\$ or interval\$ or period\$)).tw,tx.
5	or/3-4
6	((f?etal or f?etus\$) adj3 (heart\$ or distress\$ or reassur\$ or non?reassur\$ or compromis\$)).tw,tx,kw.
7	FHR.tw,tx.
8	STETHOSCOPE?.kw.
9	(auscultat\$ or IA or pin?ard\$ or fetoscop\$).tw,tx,kw.
10	((f?etal or f?etus\$) adj3 stethoscop\$).tw,tx.
11	"listening in".tw,tx.
12	(non stress test\$ or nonstress test\$ or NST).tw,tx.
13	(ULTRASONOGRAPHY, DOPPLER or DOPPLER FLOWMETRY).kw.
14	(ECHOCARDIOGRAPH\$ adj2 DOPPLER).kw.
15	sonicaid\$.tw,tx.
16	((ultraso\$ or echo\$ or sono\$ or flowmet\$ or doppler\$) adj5 (f?etal or f?etus\$)).tw,tx.
17	(cardiotocogra\$ or CTG or EFM).tw,tx,kw.
18	or/6-17
19	and/5,18
20	((cardiotocogra\$ or CTG or auscultat\$) adj3 (select\$ or routine\$ or intermittent\$ or universal\$ or continu\$ or interval\$ or period\$)).tw,tx.
21	or/19-20
22	and/1-2,21
23	((cardiotocogra\$ or CTG or auscultat\$ or EFM or monitor\$) adj3 (pre term or preterm or pre matur\$ or prematur\$)).tw,tx.
24	or/22-23

Date of initial search: 6 March 2014

Date of re-run: 5 March 2015

Database: Health Technology Assessment

Name of search: PTLB\_EFM\_vs\_IA\_RERUN3\_hta\_050315

#	Searches
1	exp OBSTETRIC LABOR, PREMATURE/
2	exp INFANT, PREMATURE/
3	exp INFANT, LOW BIRTH WEIGHT/
4	INFANT, PREMATURE, DISEASES/

#	Searches
5	or/1-4
6	exp PARTURITION/
7	exp LABOR, OBSTETRIC/
8	exp DELIVERY, OBSTETRIC/
9	or/6-8
10	and/5,9
11	((pre term or preterm or pre matur\$ or prematur\$ or pre#mie? or premie or premies or low birth weight? or low birthweight? or LBW? or VLBW?) adj3 (partu\$ or birth\$ or born or childbirth\$ or intrapartu\$ or labo?r or gestat\$ or pregnan\$)).tw.
12	or/10-11
13	FETAL MONITORING/
14	UTERINE MONITORING/
15	((f?etal or f?etus\$ or uter\$) adj5 (monitor\$ or observ\$ or assess\$ or status\$ or care)).tw.
16	((monitor\$ or test\$) adj3 (select\$ or routine\$ or intermittent\$ or universal\$ or continu\$ or interval\$ or period\$)).tw.
17	or/13-16
18	exp FETAL HEART/
19	HEART RATE, FETAL/
20	FETAL DISTRESS/
21	((f?etal or f?etus\$) adj5 (heart\$ or distress\$ or reassur\$ or non?reassur\$ or compromis\$)).tw.
22	FHR.tw.
23	exp AUSCULTATION/
24	STETHOSCOPIES/
25	(auscultat\$ or IA or pin?ard\$ or fetoscop\$).tw.
26	((f?etal or f?etus\$) adj3 stethoscop\$).tw.
27	"listening in".tw.
28	(non stress test\$ or nonstress test\$ or NST).tw.
29	ULTRASONOGRAPHY, DOPPLER/
30	ECHOCARDIOGRAPHY, DOPPLER/
31	sonicaid\$.tw.
32	((ultraso\$ or echo\$ or sono\$ or flowmet\$ or doppler\$) adj5 (f?etal or f?etus\$)).tw.
33	CARDIOTOCOGRAPHY/
34	(cardiotocogra\$ or CTG or EFM).tw.
35	or/18-34
36	and/17,35
37	((cardiotocogra\$ or CTG or auscultat\$) adj3 (select\$ or routine\$ or intermittent\$ or universal\$ or continu\$ or interval\$ or period\$)).tw.
38	or/36-37
39	and/12,38
40	((cardiotocogra\$ or CTG or auscultat\$ or EFM or monitor\$) adj3 (pre term or preterm or pre matur\$ or prematur\$)).tw.
41	or/39-40

Date of initial search: 6 March 2014

Date of re-run: 5 March 2015

Database: Embase

Name of search: PTLB\_EFM\_vs\_IA\_RERUN3\_embase\_050315

#	Searches
1	exp "IMMATURE AND PREMATURE LABOR"/
2	exp LOW BIRTH WEIGHT/
3	or/1-2
4	BIRTH/
5	exp CHILDBIRTH/
6	exp DELIVERY/
7	INTRAPARTUM CARE/
8	or/4-7
9	and/3,8
10	((pre term or preterm or pre matur\$ or prematur\$ or pre#mie? or premie or premies or low birth weight? or low birthweight? or LBW? or VLBW?) adj3 (partu\$ or birth\$ or born or childbirth\$ or intrapartu\$ or labo?r or gestat\$ or pregnan\$)).ti,ab.
11	or/9-10
12	FETUS MONITORING/
13	((f?etal or f?etus\$ or uter\$) adj5 (monitor\$ or observ\$ or assess\$ or status\$ or care)).ti,ab.
14	((monitor\$ or test\$) adj3 (select\$ or routine\$ or intermittent\$ or universal\$ or continu\$ or interval\$ or period\$)).ti,ab.
15	or/12-14
16	FETUS HEART/
17	FETUS HEART RATE/

#	Searches
18	FETUS DISTRESS/
19	((f?etal or f?etus\$) adj5 (heart\$ or distress\$ or reassur\$ or non?reassur\$ or compromis\$)).ti,ab.
20	FHR.ti,ab.
21	exp FETUS MONITOR/
22	AUSCULTATION/ or HEART AUSCULTATION/
23	STETHOSCOPE/
24	(auscultat\$ or IA or pin?ard\$ or fetoscop\$).ti,ab.
25	((f?etal or f?etus\$) adj3 stethoscop\$).ti,ab.
26	(non stress test\$ or nonstress test\$ or NST).ti,ab.
27	DOPPLER FLOWMETRY/
28	DOPPLER ECHOCARDIOGRAPHY/
29	sonicaid\$.ti,ab.
30	((ultraso\$ or echo\$ or sono\$ or flowmet\$ or doppler\$) adj5 (f?etal or f?etus\$)).ti,ab.
31	CARDIOTOCOGRAPHY/
32	CARDIOTOCOGRAPH/
33	(cardiotocogra\$ or CTG or EFM).ti,ab.
34	or/16-33
35	and/15,34
36	((cardiotocogra\$ or CTG or auscultat\$) adj3 (select\$ or routine\$ or intermittent\$ or universal\$ or continu\$ or interval\$ or period\$)).ti,ab.
37	or/35-36
38	and/11,37
39	((cardiotocogra\$ or CTG or auscultat\$ or EFM or monitor\$) adj3 (pre term or preterm or pre matur\$ or prematur\$)).ti,ab.
40	or/38-39
41	limit 40 to english language
42	conference abstract.pt.
43	letter.pt. or LETTER/
44	note.pt.
45	editorial.pt.
46	CASE REPORT/ or CASE STUDY/
47	(letter or comment* or abstracts).ti.
48	or/42-47
49	RANDOMIZED CONTROLLED TRIAL/ or random*.ti,ab.
50	48 not 49
51	ANIMAL/ not HUMAN/
52	NONHUMAN/
53	exp ANIMAL EXPERIMENT/
54	exp EXPERIMENTAL ANIMAL/
55	ANIMAL MODEL/
56	exp RODENT/
57	(rat or rats or mouse or mice).ti.
58	or/50-57
59	41 not 58

Date of initial search: 6 March 2014

Date of re-run: 5 March 2015

Database: Cumulative Index to Nursing and Allied Health Literature

Name of search: PTLB\_EFM\_vs\_IA\_RERUN3\_cinahl\_050315

#	Query	Limiters/Expanders	Last Run Via
S45	S7 AND S14 AND S44	Limiters - English Language; Exclude MEDLINE records Search modes - Boolean/Phrase	Interface - EBSCOhost Research Databases Search Screen - Advanced Search Database - CINAHL with Full Text
S44	S15 OR S16 OR S17 OR S18 OR S19 OR S20 OR S21 OR S22 OR S23 OR S24 OR S25 OR S26 OR S27 OR S28 OR S29 OR S30 OR S31 OR S32 OR S33 OR S34 OR S35 OR S36 OR S37 OR S38 OR S39 OR S40 OR S41 OR S42 OR S43	Search modes - Boolean/Phrase	Interface - EBSCOhost Research Databases Search Screen - Advanced Search



#	Query	Limiters/Expanders	Last Run Via
			Database - CINAHL with Full Text
S43	TI (cardiotocogra* or CTG or EFM) or AB (cardiotocogra* or CTG or EFM)	Search modes - Boolean/Phrase	Interface - EBSCOhost Research Databases Search Screen - Advanced Search Database - CINAHL with Full Text
S42	MH CARDIOTOCOGRAPHY	Search modes - Boolean/Phrase	Interface - EBSCOhost Research Databases Search Screen - Advanced Search Database - CINAHL with Full Text
S41	AB (foetal N5 ultraso*) or AB (foetal N5 echo*) or AB (foetal N5 sono*) or AB (foetal N5 flowmet*) or AB (foetal N5 doppler*)	Search modes - Boolean/Phrase	Interface - EBSCOhost Research Databases Search Screen - Advanced Search Database - CINAHL with Full Text
S40	TI (foetal N5 ultraso*) or TI (foetal N5 echo*) or TI (foetal N5 sono*) or TI (foetal N5 flowmet*) or TI (foetal N5 doppler*)	Search modes - Boolean/Phrase	Interface - EBSCOhost Research Databases Search Screen - Advanced Search Database - CINAHL with Full Text
S39	AB (foetus N5 ultraso*) or AB (foetus N5 echo*) or AB (foetus N5 sono*) or AB (foetus N5 flowmet*) or AB (foetus N5 doppler*)	Search modes - Boolean/Phrase	Interface - EBSCOhost Research Databases Search Screen - Advanced Search Database - CINAHL with Full Text
S38	TI (foetus N5 ultraso*) or TI (foetus N5 echo*) or TI (foetus N5 sono*) or TI (foetus N5 flowmet*) or TI (foetus N5 doppler*)	Search modes - Boolean/Phrase	Interface - EBSCOhost Research Databases Search Screen - Advanced Search Database - CINAHL with Full Text
S37	AB (fetal N5 ultraso*) or AB (fetal N5 echo*) or AB (fetal N5 sono*) or AB (fetal N5 flowmet*) or AB (fetal N5 doppler*)	Search modes - Boolean/Phrase	Interface - EBSCOhost Research Databases Search Screen - Advanced Search Database - CINAHL with Full Text
S36	TI (fetal N5 ultraso*) or TI (fetal N5 echo*) or TI (fetal N5 sono*) or TI (fetal N5 flowmet*) or TI (fetal N5 doppler*)	Search modes - Boolean/Phrase	Interface - EBSCOhost Research Databases Search Screen - Advanced Search Database - CINAHL with Full Text

#	Query	Limiters/Expanders	Last Run Via
S35	AB (fetus N5 ultraso*) or AB (fetus N5 echo*) or AB (fetus N5 sono*) or AB (fetus N5 flowmet*) or AB (fetus N5 doppler*)	Search modes - Boolean/Phrase	Interface - EBSCOhost Research Databases Search Screen - Advanced Search Database - CINAHL with Full Text
S34	TI (fetus N5 ultraso*) or TI (fetus N5 echo*) or TI (fetus N5 sono*) or TI (fetus N5 flowmet*) or TI (fetus N5 doppler*)	Search modes - Boolean/Phrase	Interface - EBSCOhost Research Databases Search Screen - Advanced Search Database - CINAHL with Full Text
S33	TI (sonicaid*) or AB (sonicaid*)	Search modes - Boolean/Phrase	Interface - EBSCOhost Research Databases Search Screen - Advanced Search Database - CINAHL with Full Text
S32	MH ECHOCARDIOGRAPHY, DOPPLER+	Search modes - Boolean/Phrase	Interface - EBSCOhost Research Databases Search Screen - Advanced Search Database - CINAHL with Full Text
S31	MH ULTRASONOGRAPHY, DOPPLER+	Search modes - Boolean/Phrase	Interface - EBSCOhost Research Databases Search Screen - Advanced Search Database - CINAHL with Full Text
S30	TI (nonstress test* or non stress test* or NST) or AB (nonstress test* or non stress test* or NST)	Search modes - Boolean/Phrase	Interface - EBSCOhost Research Databases Search Screen - Advanced Search Database - CINAHL with Full Text
S29	MH NONSTRESS TESTING, FETAL	Search modes - Boolean/Phrase	Interface - EBSCOhost Research Databases Search Screen - Advanced Search Database - CINAHL with Full Text
S28	TI ("listening in") or AB ("listening in")	Search modes - Boolean/Phrase	Interface - EBSCOhost Research Databases Search Screen - Advanced Search Database - CINAHL with Full Text
S27	TI (auscultat* or IA or pin#ard or fetoscop*) or AB (auscultat* or IA or pin#ard or fetoscop*)	Search modes - Boolean/Phrase	Interface - EBSCOhost Research

#	Query	Limiters/Expanders	Last Run Via
			Databases Search Screen - Advanced Search Database - CINAHL with Full Text
S26	MH FETOSCOPY	Search modes - Boolean/Phrase	Interface - EBSCOhost Research Databases Search Screen - Advanced Search Database - CINAHL with Full Text
S25	MH STETHOSCOPIES	Search modes - Boolean/Phrase	Interface - EBSCOhost Research Databases Search Screen - Advanced Search Database - CINAHL with Full Text
S24	MH AUSCULTATION+	Search modes - Boolean/Phrase	Interface - EBSCOhost Research Databases Search Screen - Advanced Search Database - CINAHL with Full Text
S23	TI (FHR) or AB (FHR)	Search modes - Boolean/Phrase	Interface - EBSCOhost Research Databases Search Screen - Advanced Search Database - CINAHL with Full Text
S22	AB (fetus N5 heart*) or AB (fetal N5 heart*) or AB (foetus N5 heart*) or AB (foetal N5 heart*)	Search modes - Boolean/Phrase	Interface - EBSCOhost Research Databases Search Screen - Advanced Search Database - CINAHL with Full Text
S21	TI (fetus N5 heart*) or TI (fetal N5 heart*) or TI (foetus N5 heart*) or TI (foetal N5 heart*)	Search modes - Boolean/Phrase	Interface - EBSCOhost Research Databases Search Screen - Advanced Search Database - CINAHL with Full Text
S20	MH HEART RATE, FETAL	Search modes - Boolean/Phrase	Interface - EBSCOhost Research Databases Search Screen - Advanced Search Database - CINAHL with Full Text
S19	MH FETAL HEART	Search modes - Boolean/Phrase	Interface - EBSCOhost Research Databases Search Screen - Advanced Search

#	Query	Limiters/Expanders	Last Run Via
			Database - CINAHL with Full Text
S18	AB (fetus N5 monitor*) or AB (fetal N5 monitor*) or AB (foetus N5 monitor*) or AB (foetal N5 monitor*)	Search modes - Boolean/Phrase	Interface - EBSCOhost Research Databases Search Screen - Advanced Search Database - CINAHL with Full Text
S17	TI (fetus N5 monitor*) or TI (fetal N5 monitor*) or TI (foetus N5 monitor*) or TI (foetal N5 monitor*)	Search modes - Boolean/Phrase	Interface - EBSCOhost Research Databases Search Screen - Advanced Search Database - CINAHL with Full Text
S16	MH UTERINE MONITORING	Search modes - Boolean/Phrase	Interface - EBSCOhost Research Databases Search Screen - Advanced Search Database - CINAHL with Full Text
S15	MH FETAL MONITORING+	Search modes - Boolean/Phrase	Interface - EBSCOhost Research Databases Search Screen - Advanced Search Database - CINAHL with Full Text
S14	S8 OR S9 OR S10 OR S11 OR S12 OR S13	Search modes - Boolean/Phrase	Interface - EBSCOhost Research Databases Search Screen - Advanced Search Database - CINAHL with Full Text
S13	AB (partu* or birth* or childbirth* or intra partu* or intrapartu*or labo#r)	Search modes - Boolean/Phrase	Interface - EBSCOhost Research Databases Search Screen - Advanced Search Database - CINAHL with Full Text
S12	TI (partu* or birth* or childbirth* or intra partu* or intrapartu*or labo#r)	Search modes - Boolean/Phrase	Interface - EBSCOhost Research Databases Search Screen - Advanced Search Database - CINAHL with Full Text
S11	MH INTRAPARTUM CARE	Search modes - Boolean/Phrase	Interface - EBSCOhost Research Databases Search Screen - Advanced Search Database - CINAHL with Full Text

#	Query	Limiters/Expanders	Last Run Via
S10	MH DELIVERY, OBSTETRIC+	Search modes - Boolean/Phrase	Interface - EBSCOhost Research Databases Search Screen - Advanced Search Database - CINAHL with Full Text
S9	MH CHILDBIRTH	Search modes - Boolean/Phrase	Interface - EBSCOhost Research Databases Search Screen - Advanced Search Database - CINAHL with Full Text
S8	MH LABOR+	Search modes - Boolean/Phrase	Interface - EBSCOhost Research Databases Search Screen - Advanced Search Database - CINAHL with Full Text
S7	S1 OR S2 OR S3 OR S4 OR S5 OR S6	Search modes - Boolean/Phrase	Interface - EBSCOhost Research Databases Search Screen - Advanced Search Database - CINAHL with Full Text
S6	AB (pre term or preterm or pre matur* or matur* or preemie# or low birth weight# or low birthweight# or LBW# or VLBW#)	Search modes - Boolean/Phrase	Interface - EBSCOhost Research Databases Search Screen - Advanced Search Database - CINAHL with Full Text
S5	TI (pre term or preterm or pre matur* or matur* or preemie# or low birth weight# or low birthweight# or LBW# or VLBW#)	Search modes - Boolean/Phrase	Interface - EBSCOhost Research Databases Search Screen - Advanced Search Database - CINAHL with Full Text
S4	MH INFANT, LOW BIRTH WEIGHT+	Search modes - Boolean/Phrase	Interface - EBSCOhost Research Databases Search Screen - Advanced Search Database - CINAHL with Full Text
S3	MH INFANT, PREMATURE	Search modes - Boolean/Phrase	Interface - EBSCOhost Research Databases Search Screen - Advanced Search Database - CINAHL with Full Text
S2	MH CHILDBIRTH, PREMATURE	Search modes - Boolean/Phrase	Interface - EBSCOhost Research

#	Query	Limiters/Expanders	Last Run Via
			Databases Search Screen - Advanced Search Database - CINAHL with Full Text
S1	MH LABOR, PREMATURE	Search modes - Boolean/Phrase	Interface - EBSCOhost Research Databases Search Screen - Advanced Search Database - CINAHL with Full Text

### E.11.2.1 Health economics search

Date of initial search: 20 March 2015

Date of re-run: N/A

Database: Medline

Name of search: PTLB\_EFM\_vs\_IA\_HE\_medline\_180315

#	Searches
1	ECONOMICS/
2	VALUE OF LIFE/
3	exp "COSTS AND COST ANALYSIS"/
4	exp ECONOMICS, HOSPITAL/
5	exp ECONOMICS, MEDICAL/
6	exp RESOURCE ALLOCATION/
7	ECONOMICS, NURSING/
8	ECONOMICS, PHARMACEUTICAL/
9	exp "FEES AND CHARGES"/
10	exp BUDGETS/
11	budget*.ti,ab.
12	cost*.ti,ab.
13	(economic* or pharmaco?economic*).ti,ab.
14	(price* or pricing*).ti,ab.
15	(financ* or fee or fees or expenditure* or saving*).ti,ab.
16	(value adj2 (money or monetary)).ti,ab.
17	resourc* allocat*.ti,ab.
18	(fund or funds or funding* or funded).ti,ab.
19	(ration or rations or rationing* or rationed).ti,ab.
20	ec.fs.
21	or/1-20
22	exp OBSTETRIC LABOR, PREMATURE/
23	exp INFANT, PREMATURE/
24	exp INFANT, LOW BIRTH WEIGHT/
25	INFANT, PREMATURE, DISEASES/
26	or/22-25
27	exp PARTURITION/
28	exp LABOR, OBSTETRIC/
29	exp DELIVERY, OBSTETRIC/
30	or/27-29
31	and/26,30
32	((pre term or preterm or pre matur\$ or prematur\$ or pre#mie? or premie or premies or low birth weight? or low birthweight? or LBW? or VLBW?) adj3 (partu\$ or birth\$ or born or childbirth\$ or intrapartu\$ or labo?r or gestat\$ or pregnan\$)).ti,ab.
33	or/31-32
34	FETAL MONITORING/
35	UTERINE MONITORING/
36	((f?etal or f?etus\$ or uter\$) adj5 (monitor\$ or observ\$ or assess\$ or status\$ or care)).ti,ab.
37	((monitor\$ or test\$) adj3 (select\$ or routine\$ or intermittent\$ or universal\$ or continu\$ or interval\$ or period\$)).ti,ab.
38	or/34-37
39	exp FETAL HEART/
40	HEART RATE, FETAL/

#	Searches
41	FETAL DISTRESS/
42	((f?etal or f?etus\$) adj5 (heart\$ or distress\$ or reassur\$ or non?reassur\$ or compromis\$)).ti,ab.
43	FHR.ti,ab.
44	exp AUSCULTATION/
45	STETHOSCOPE\$/
46	(auscultat\$ or IA or pin?ard\$ or fetoscop\$).ti,ab.
47	((f?etal or f?etus\$) adj3 stethoscop\$).ti,ab.
48	"listening in".ti,ab.
49	(non stress test\$ or nonstress test\$ or NST).ti,ab.
50	ULTRASONOGRAPHY, DOPPLER/
51	ECHOCARDIOGRAPHY, DOPPLER/
52	sonicaid\$.ti,ab.
53	((ultraso\$ or echo\$ or sono\$ or flowmet\$ or doppler\$) adj5 (f?etal or f?etus\$)).ti,ab.
54	CARDIOTOCOGRAPHY/
55	(cardiotocogra\$ or CTG or EFM).ti,ab.
56	or/39-55
57	and/38,56
58	((cardiotocogra\$ or CTG or auscultat\$) adj3 (select\$ or routine\$ or intermittent\$ or universal\$ or continu\$ or interval\$ or period\$)).ti,ab.
59	or/57-58
60	and/33,59
61	((cardiotocogra\$ or CTG or auscultat\$ or EFM or monitor\$) adj3 (pre term or preterm or pre matur\$ or prematur\$)).ti,ab.
62	or/60-61
63	limit 62 to english language
64	LETTER/
65	EDITORIAL/
66	NEWS/
67	exp HISTORICAL ARTICLE/
68	ANECDOTES AS TOPIC/
69	COMMENT/
70	CASE REPORT/
71	(letter or comment* or abstracts).ti.
72	or/64-71
73	RANDOMIZED CONTROLLED TRIAL/ or random*.ti,ab.
74	72 not 73
75	ANIMALS/ not HUMANS/
76	exp ANIMALS, LABORATORY/
77	exp ANIMAL EXPERIMENTATION/
78	exp MODELS, ANIMAL/
79	exp RODENTIA/
80	(rat or rats or mouse or mice).ti.
81	or/74-80
82	63 not 81
83	and/21,82

Date of initial search: 20 March 2015

Date of re-run: N/A

Database: Cochrane Central Register of Controlled Trials

Name of search: PTLB\_EFM\_vs\_IA\_HE\_cctr\_200315

#	Searches
1	ECONOMICS/
2	VALUE OF LIFE/
3	exp "COSTS AND COST ANALYSIS"/
4	exp ECONOMICS, HOSPITAL/
5	exp ECONOMICS, MEDICAL/
6	exp RESOURCE ALLOCATION/
7	ECONOMICS, NURSING/
8	ECONOMICS, PHARMACEUTICAL/
9	exp "FEES AND CHARGES"/
10	exp BUDGETS/
11	budget*.ti,ab.
12	cost*.ti,ab.
13	(economic* or pharmaco?economic*).ti,ab.

#	Searches
14	(price* or pricing*).ti,ab.
15	(financ* or fee or fees or expenditure* or saving*).ti,ab.
16	(value adj2 (money or monetary)).ti,ab.
17	resourc* allocat*.ti,ab.
18	(fund or funds or funding* or funded).ti,ab.
19	(ration or rations or rationing* or rationed).ti,ab.
20	ec.fs.
21	or/1-20
22	exp OBSTETRIC LABOR, PREMATURE/
23	exp INFANT, PREMATURE/
24	exp INFANT, LOW BIRTH WEIGHT/
25	INFANT, PREMATURE, DISEASES/
26	or/22-25
27	exp PARTURITION/
28	exp LABOR, OBSTETRIC/
29	exp DELIVERY, OBSTETRIC/
30	or/27-29
31	and/26,30
32	((pre term or preterm or pre matur\$ or prematur\$ or pre#mie? or premie or premies or low birth weight? or low birthweight? or LBW? or VLBW?) adj3 (partu\$ or birth\$ or born or childbirth\$ or intrapartu\$ or labo?r or gestat\$ or pregnan\$)).ti,ab.
33	or/31-32
34	FETAL MONITORING/
35	UTERINE MONITORING/
36	((f?etal or f?etus\$ or uter\$) adj5 (monitor\$ or observ\$ or assess\$ or status\$ or care)).ti,ab.
37	((monitor\$ or test\$) adj3 (select\$ or routine\$ or intermittent\$ or universal\$ or continu\$ or interval\$ or period\$)).ti,ab.
38	or/34-37
39	exp FETAL HEART/
40	HEART RATE, FETAL/
41	FETAL DISTRESS/
42	((f?etal or f?etus\$) adj5 (heart\$ or distress\$ or reassur\$ or non?reassur\$ or compromis\$)).ti,ab.
43	FHR.ti,ab.
44	exp AUSCULTATION/
45	STETHOSCOPIES/
46	(auscultat\$ or IA or pin?ard\$ or fetoscop\$).ti,ab.
47	((f?etal or f?etus\$) adj3 stethoscop\$).ti,ab.
48	"listening in".ti,ab.
49	(non stress test\$ or nonstress test\$ or NST).ti,ab.
50	ULTRASONOGRAPHY, DOPPLER/
51	ECHOCARDIOGRAPHY, DOPPLER/
52	sonicaid\$.ti,ab.
53	((ultraso\$ or echo\$ or sono\$ or flowmet\$ or doppler\$) adj5 (f?etal or f?etus\$)).ti,ab.
54	CARDIOTOCOGRAPHY/
55	(cardiotocogra\$ or CTG or EFM).ti,ab.
56	or/39-55
57	and/38,56
58	((cardiotocogra\$ or CTG or auscultat\$) adj3 (select\$ or routine\$ or intermittent\$ or universal\$ or continu\$ or interval\$ or period\$)).ti,ab.
59	or/57-58
60	and/33,59
61	((cardiotocogra\$ or CTG or auscultat\$ or EFM or monitor\$) adj3 (pre term or preterm or pre matur\$ or prematur\$)).ti,ab.
62	or/60-61
63	and/21,62

Date of initial search: 20 March 2015

Date of re-run: N/A

Database: Health Technology Assessment

Name of search: PTLB\_EFM\_vs\_IA\_HE\_hta\_200315

#	Searches
1	exp OBSTETRIC LABOR, PREMATURE/
2	exp INFANT, PREMATURE/
3	exp INFANT, LOW BIRTH WEIGHT/
4	INFANT, PREMATURE, DISEASES/
5	or/1-4



#	Searches
6	exp PARTURITION/
7	exp LABOR, OBSTETRIC/
8	exp DELIVERY, OBSTETRIC/
9	or/6-8
10	and/5,9
11	((pre term or preterm or pre matur\$ or prematur\$ or pre#mie? or premie or premies or low birth weight? or low birthweight? or LBW? or VLBW?) adj3 (partu\$ or birth\$ or born or childbirth\$ or intrapartu\$ or labo?r or gestat\$ or pregnan\$)).tw.
12	or/10-11
13	FETAL MONITORING/
14	UTERINE MONITORING/
15	((f?etal or f?etus\$ or uter\$) adj5 (monitor\$ or observ\$ or assess\$ or status\$ or care)).tw.
16	((monitor\$ or test\$) adj3 (select\$ or routine\$ or intermittent\$ or universal\$ or continu\$ or interval\$ or period\$)).tw.
17	or/13-16
18	exp FETAL HEART/
19	HEART RATE, FETAL/
20	FETAL DISTRESS/
21	((f?etal or f?etus\$) adj5 (heart\$ or distress\$ or reassur\$ or non?reassur\$ or compromis\$)).tw.
22	FHR.tw.
23	exp AUSCULTATION/
24	STETHOSCOPIES/
25	(auscultat\$ or IA or pin?ard\$ or fetoscop\$).tw.
26	((f?etal or f?etus\$) adj3 stethoscop\$).tw.
27	"listening in".tw.
28	(non stress test\$ or nonstress test\$ or NST).tw.
29	ULTRASONOGRAPHY, DOPPLER/
30	ECHOCARDIOGRAPHY, DOPPLER/
31	sonicaid\$.tw.
32	((ultraso\$ or echo\$ or sono\$ or flowmet\$ or doppler\$) adj5 (f?etal or f?etus\$)).tw.
33	CARDIOTOLOGOGRAPHY/
34	(cardiotocogra\$ or CTG or EFM).tw.
35	or/18-34
36	and/17,35
37	((cardiotocogra\$ or CTG or auscultat\$) adj3 (select\$ or routine\$ or intermittent\$ or universal\$ or continu\$ or interval\$ or period\$)).tw.
38	or/36-37
39	and/12,38
40	((cardiotocogra\$ or CTG or auscultat\$ or EFM or monitor\$) adj3 (pre term or preterm or pre matur\$ or prematur\$)).tw.
41	or/39-40

Date of initial search: 20 March 2015

Date of re-run: N/A

Database: NHS Economic Evaluation Database

Name of search: PTLB\_EFM\_vs\_IA\_HE\_nhseed\_200315

#	Searches
1	exp OBSTETRIC LABOR, PREMATURE/
2	exp INFANT, PREMATURE/
3	exp INFANT, LOW BIRTH WEIGHT/
4	INFANT, PREMATURE, DISEASES/
5	or/1-4
6	exp PARTURITION/
7	exp LABOR, OBSTETRIC/
8	exp DELIVERY, OBSTETRIC/
9	or/6-8
10	and/5,9
11	((pre term or preterm or pre matur\$ or prematur\$ or pre#mie? or premie or premies or low birth weight? or low birthweight? or LBW? or VLBW?) adj3 (partu\$ or birth\$ or born or childbirth\$ or intrapartu\$ or labo?r or gestat\$ or pregnan\$)).tw.
12	or/10-11
13	FETAL MONITORING/
14	UTERINE MONITORING/
15	((f?etal or f?etus\$ or uter\$) adj5 (monitor\$ or observ\$ or assess\$ or status\$ or care)).tw.
16	((monitor\$ or test\$) adj3 (select\$ or routine\$ or intermittent\$ or universal\$ or continu\$ or interval\$ or period\$)).tw.
17	or/13-16
18	exp FETAL HEART/

#	Searches
19	HEART RATE, FETAL/
20	FETAL DISTRESS/
21	((f?etal or f?etus\$) adj5 (heart\$ or distress\$ or reassur\$ or non?reassur\$ or compromis\$)).tw.
22	FHR.tw.
23	exp AUSCULTATION/
24	STETHOSCOPIES/
25	(auscultat\$ or IA or pin?ard\$ or fetoscop\$).tw.
26	((f?etal or f?etus\$) adj3 stethoscop\$).tw.
27	"listening in".tw.
28	(non stress test\$ or nonstress test\$ or NST).tw.
29	ULTRASONOGRAPHY, DOPPLER/
30	ECHOCARDIOGRAPHY, DOPPLER/
31	sonicaid\$.tw.
32	((ultraso\$ or echo\$ or sono\$ or flowmet\$ or doppler\$) adj5 (f?etal or f?etus\$)).tw.
33	CARDIOTOCOGRAPHY/
34	(cardiotocogra\$ or CTG or EFM).tw.
35	or/18-34
36	and/17,35
37	((cardiotocogra\$ or CTG or auscultat\$) adj3 (select\$ or routine\$ or intermittent\$ or universal\$ or continu\$ or interval\$ or period\$)).tw.
38	or/36-37
39	and/12,38
40	((cardiotocogra\$ or CTG or auscultat\$ or EFM or monitor\$) adj3 (pre term or preterm or pre matur\$ or prematur\$)).tw.
41	or/39-40

Date of initial search: 20 March 2015

Date of re-run: N/A

Database: Embase

Name of search: PTLB\_EFM\_vs\_IA\_HE\_embase\_200315

#	Searches
1	HEALTH ECONOMICS/
2	exp ECONOMIC EVALUATION/
3	exp HEALTH CARE COST/
4	exp FEE/
5	BUDGET/
6	FUNDING/
7	RESOURCE ALLOCATION/
8	budget*.ti,ab.
9	cost*.ti,ab.
10	(economic* or pharmaco?economic*).ti,ab.
11	(price* or pricing*).ti,ab.
12	(financ* or fee or fees or expenditure* or saving*).ti,ab.
13	(value adj2 (money or monetary)).ti,ab.
14	resourc* allocat*.ti,ab.
15	(fund or funds or funding* or funded).ti,ab.
16	(ration or rations or rationing* or rationed).ti,ab.
17	or/1-16
18	exp "IMMATURE AND PREMATURE LABOR"/
19	exp LOW BIRTH WEIGHT/
20	or/18-19
21	BIRTH/
22	exp CHILDBIRTH/
23	exp DELIVERY/
24	INTRAPARTUM CARE/
25	or/21-24
26	and/20,25
27	((pre term or preterm or pre matur\$ or prematur\$ or pre#mie? or premie or premies or low birth weight? or low birthweight? or LBW? or VLBW?) adj3 (partu\$ or birth\$ or born or childbirth\$ or intrapartu\$ or labo?r or gestat\$ or pregnan\$)).ti,ab.
28	or/26-27
29	FETUS MONITORING/
30	((f?etal or f?etus\$ or uter\$) adj5 (monitor\$ or observ\$ or assess\$ or status\$ or care)).ti,ab.
31	((monitor\$ or test\$) adj3 (select\$ or routine\$ or intermittent\$ or universal\$ or continu\$ or interval\$ or period\$)).ti,ab.
32	or/29-31

#	Searches
33	FETUS HEART/
34	FETUS HEART RATE/
35	FETUS DISTRESS/
36	((f?etal or f?etus\$) adj5 (heart\$ or distress\$ or reassur\$ or non?reassur\$ or compromis\$)).ti,ab.
37	FHR.ti,ab.
38	exp FETUS MONITOR/
39	AUSCULTATION/ or HEART AUSCULTATION/
40	STETHOSCOPE/
41	(auscultat\$ or IA or pin?ard\$ or fetoscop\$).ti,ab.
42	((f?etal or f?etus\$) adj3 stethoscop\$).ti,ab.
43	(non stress test\$ or nonstress test\$ or NST).ti,ab.
44	DOPPLER FLOWMETRY/
45	DOPPLER ECHOCARDIOGRAPHY/
46	sonicaid\$.ti,ab.
47	((ultraso\$ or echo\$ or sono\$ or flowmet\$ or doppler\$) adj5 (f?etal or f?etus\$)).ti,ab.
48	CARDIOTOCOGRAPHY/
49	CARDIOTOCOGRAPH/
50	(cardiotocogra\$ or CTG or EFM).ti,ab.
51	or/33-50
52	and/32,51
53	((cardiotocogra\$ or CTG or auscultat\$) adj3 (select\$ or routine\$ or intermittent\$ or universal\$ or continu\$ or interval\$ or period\$)).ti,ab.
54	or/52-53
55	and/28,54
56	((cardiotocogra\$ or CTG or auscultat\$ or EFM or monitor\$) adj3 (pre term or preterm or pre matur\$ or prematur\$)).ti,ab.
57	or/55-56
58	limit 57 to english language
59	conference abstract.pt.
60	letter.pt. or LETTER/
61	note.pt.
62	editorial.pt.
63	CASE REPORT/ or CASE STUDY/
64	(letter or comment* or abstracts).ti.
65	or/59-64
66	RANDOMIZED CONTROLLED TRIAL/ or random*.ti,ab.
67	65 not 66
68	ANIMAL/ not HUMAN/
69	NONHUMAN/
70	exp ANIMAL EXPERIMENT/
71	exp EXPERIMENTAL ANIMAL/
72	ANIMAL MODEL/
73	exp RODENT/
74	(rat or rats or mouse or mice).ti.
75	or/67-74
76	58 not 75
77	and/17,76

### E.11.3 At what gestational age can a fetal scalp electrode (FSE) be used for unborn babies whose mothers are in diagnosed preterm labour?

Date of initial search: 25 March 2014

Date of re-run: 26 February 2015

Database: Medline

Name of search: PTLB\_FSE\_RERUN3\_medline\_260215

#	Searches
1	exp OBSTETRIC LABOR, PREMATURE/

#	Searches
2	exp INFANT, PREMATURE/
3	exp INFANT, LOW BIRTH WEIGHT/
4	GESTATIONAL AGE/
5	(pre term or preterm or pre matur\$ or prematur\$ or pre#mie? or premie or premies or low birth weight? or low birthweight? or LBW? or VLBW?).ti,ab.
6	(gestat\$ adj2 age?).ti,ab.
7	or/1-6
8	ELECTRODE/
9	SCALP/
10	and/8-9
11	((f?etal or f?etus or scalp) adj3 (electrode? or clip?)).ti,ab.
12	(invasive\$ adj3 monitor\$).ti,ab.
13	or/10-12
14	and/7,13
15	limit 14 to english language
16	LETTER/
17	EDITORIAL/
18	NEWS/
19	exp HISTORICAL ARTICLE/
20	ANECDOTES AS TOPIC/
21	COMMENT/
22	(letter or comment* or abstracts).ti.
23	or/16-22
24	RANDOMIZED CONTROLLED TRIAL/ or random*.ti,ab.
25	23 not 24
26	ANIMALS/ not HUMANS/
27	exp ANIMALS, LABORATORY/
28	exp ANIMAL EXPERIMENTATION/
29	exp MODELS, ANIMAL/
30	exp RODENTIA/
31	(rat or rats or mouse or mice).ti.
32	or/25-31
33	15 not 32

Date of initial search: 25 March 2014

Date of re-run: 26 February 2015

Database: Medline In-Process

Name of search: PTLB\_FSE\_RERUN3\_mip\_260215

#	Searches
1	(pre term or preterm or pre matur\$ or prematur\$ or pre#mie? or premie or premies or low birth weight? or low birthweight? or LBW? or VLBW?).ti,ab.
2	(gestat\$ adj2 age?).ti,ab.
3	or/1-2
4	((f?etal or f?etus or scalp) adj3 (electrode? or clip?)).ti,ab.
5	(invasive\$ adj3 monitor\$).ti,ab.
6	or/4-5
7	and/3,6

Date of initial search: 25 March 2014

Date of re-run: 26 February 2015

Database: Cochrane Central Register of Controlled Trials

Name of search: PTLB\_FSE\_RERUN3\_cctr\_260215

#	Searches
1	exp OBSTETRIC LABOR, PREMATURE/
2	exp INFANT, PREMATURE/
3	exp INFANT, LOW BIRTH WEIGHT/
4	GESTATIONAL AGE/
5	(pre term or preterm or pre matur\$ or prematur\$ or pre#mie? or premie or premies or low birth weight? or low birthweight? or LBW? or VLBW?).ti,ab.

#	Searches
6	(gestat\$ adj2 age?).ti,ab.
7	or/1-6
8	ELECTRODE/
9	SCALP/
10	and/8-9
11	((f?etal or f?etus or scalp) adj3 (electrode? or clip?)).ti,ab.
12	(invasive\$ adj3 monitor\$).ti,ab.
13	or/10-12
14	and/7,13

Date of initial search: 25 March 2014

Date of re-run: 26 February 2015

Database: Cochrane Database of Systematic Reviews, Database of Abstracts of Reviews of Effects

Name of search: PTLB\_FSE\_RERUN3\_cdsrdare\_260215

#	Searches
1	(pre term or preterm or pre matur\$ or prematur\$ or pre#mie? or premie or premies or low birth weight? or low birthweight? or LBW? or VLBW?).tw,tx,kw.
2	(gestat\$ adj2 age?).tw,tx,kw.
3	or/1-2
4	((f?etal or f?etus or scalp) adj3 (electrode? or clip?)).tw,tx,kw.
5	(invasive\$ adj3 monitor\$).tw,tx.
6	or/4-5
7	and/3,6

Date of initial search: 25 March 2014

Date of re-run: 26 February 2015

Database: Health Technology Assessment

Name of search: PTLB\_FSE\_RERUN3\_hta\_260215

#	Searches
1	exp OBSTETRIC LABOR, PREMATURE/
2	exp INFANT, PREMATURE/
3	exp INFANT, LOW BIRTH WEIGHT/
4	GESTATIONAL AGE/
5	(pre term or preterm or pre matur\$ or prematur\$ or pre#mie? or premie or premies or low birth weight? or low birthweight? or LBW? or VLBW?).tw.
6	(gestat\$ adj2 age?).tw.
7	or/1-6
8	ELECTRODE/
9	SCALP/
10	and/8-9
11	((f?etal or f?etus or scalp) adj3 (electrode? or clip?)).tw.
12	(invasive\$ adj3 monitor\$).tw.
13	or/10-12
14	and/7,13

Date of initial search: 25 March 2014

Date of re-run: 26 February 2015

Database: Embase

Name of search: PTLB\_FSE\_RERUN3\_embase\_260215

#	Searches
1	exp "IMMATURE AND PREMATURE LABOR"/

#	Searches
2	exp LOW BIRTH WEIGHT/
3	GESTATIONAL AGE/ or GESTATION PERIOD/
4	(pre term or preterm or pre matur\$ or prematur\$ or pre#mie? or premie or premies or low birth weight? or low birthweight? or LBW? or VLBW?).ti,ab.
5	(gestat\$ adj2 age?).ti,ab.
6	or/1-5
7	exp ELECTRODE/
8	SCALP/
9	and/7-8
10	SCALP CLIP/
11	exp FETAL SCALP ELECTRODE/
12	((f?etal or f?etus or scalp) adj3 (electrode? or clip?)).ti,ab.
13	(invasive\$ adj3 monitor\$).ti,ab.
14	or/9-13
15	and/6,14
16	limit 15 to english language
17	conference abstract.pt.
18	letter.pt. or LETTER/
19	note.pt.
20	editorial.pt.
21	(letter or comment* or abstracts).ti.
22	or/17-21
23	RANDOMIZED CONTROLLED TRIAL/ or random*.ti,ab.
24	22 not 23
25	ANIMAL/ not HUMAN/
26	NONHUMAN/
27	exp ANIMAL EXPERIMENT/
28	exp EXPERIMENTAL ANIMAL/
29	ANIMAL MODEL/
30	exp RODENT/
31	(rat or rats or mouse or mice).ti.
32	or/24-31
33	16 not 32

Date of initial search: 25 March 2014

Date of re-run: 26 February 2015

Database: Cumulative Index to Nursing and Allied Health Literature

Name of search: PTLB\_FSE\_RERUN3\_cinahl\_260215

#	Query	Limiters/Expanders	Last Run Via
S20	S9 AND S19	Limiters - English Language Search modes - Boolean/Phrase	Interface - EBSCOhost Research Databases Search Screen - Advanced Search Database - CINAHL with Full Text
S19	S12 OR S13 OR S14 OR S15 OR S16 OR S17 OR S18	Search modes - Boolean/Phrase	Interface - EBSCOhost Research Databases Search Screen - Advanced Search Database - CINAHL with Full Text
S18	AB (scalp N3 electrode#) or AB (scalp N3 clip#)	Search modes - Boolean/Phrase	Interface - EBSCOhost Research Databases Search Screen - Advanced Search Database - CINAHL with Full Text
S17	TI (scalp N3 electrode#) or TI (scalp N3 clip#)	Search modes - Boolean/Phrase	Interface - EBSCOhost Research Databases Search Screen - Advanced Search Database - CINAHL with Full Text
S16	AB (fetus N3 electrode#) or AB (fetus N3 clip#) or AB (foetus N3 electrode#) or AB (foetus N3 clip#)	Search modes - Boolean/Phrase	Interface - EBSCOhost Research Databases Search Screen -

#	Query	Limiters/Expanders	Last Run Via
			Advanced Search Database - CINAHL with Full Text
S15	TI (fetus N3 electrode#) or TI (fetus N3 clip#) or TI (foetus N3 electrode#) or TI (foetus N3 clip#)	Search modes - Boolean/Phrase	Interface - EBSCOhost Research Databases Search Screen - Advanced Search Database - CINAHL with Full Text
S14	AB (fetal N3 electrode#) or AB (fetal N3 clip#) or AB (foetal N3 electrode#) or AB (foetal N3 clip#)	Search modes - Boolean/Phrase	Interface - EBSCOhost Research Databases Search Screen - Advanced Search Database - CINAHL with Full Text
S13	TI (fetal N3 electrode#) or TI (fetal N3 clip#) or TI (foetal N3 electrode#) or TI (foetal N3 clip#)	Search modes - Boolean/Phrase	Interface - EBSCOhost Research Databases Search Screen - Advanced Search Database - CINAHL with Full Text
S12	S10 AND S11	Search modes - Boolean/Phrase	Interface - EBSCOhost Research Databases Search Screen - Advanced Search Database - CINAHL with Full Text
S11	MH SCALP	Search modes - Boolean/Phrase	Interface - EBSCOhost Research Databases Search Screen - Advanced Search Database - CINAHL with Full Text
S10	MH ELECTRODES+	Search modes - Boolean/Phrase	Interface - EBSCOhost Research Databases Search Screen - Advanced Search Database - CINAHL with Full Text
S9	S1 OR S2 OR S3 OR S4 OR S5 OR S6 OR S7 OR S8	Search modes - Boolean/Phrase	Interface - EBSCOhost Research Databases Search Screen - Advanced Search Database - CINAHL with Full Text
S8	TI (gestat* N2 age#) or AB (gestat* N2 age#)	Search modes - Boolean/Phrase	Interface - EBSCOhost Research Databases Search Screen - Advanced Search Database - CINAHL with Full Text
S7	AB (pre term or preterm or pre matur* or prematur* or preemie# or low birth weight# or low birthweight# or LBW# or VLBW#)	Search modes - Boolean/Phrase	Interface - EBSCOhost Research Databases Search Screen - Advanced Search Database - CINAHL with Full Text
S6	TI (pre term or preterm or pre matur* or prematur* or preemie# or low birth weight# or low birthweight# or LBW# or VLBW#)	Search modes - Boolean/Phrase	Interface - EBSCOhost Research Databases Search Screen - Advanced Search Database - CINAHL with Full Text
S5	MH GESTATIONAL AGE	Search modes - Boolean/Phrase	Interface - EBSCOhost Research Databases Search Screen - Advanced Search Database - CINAHL with Full Text
S4	MH INFANT, LOW BIRTH WEIGHT+	Search modes - Boolean/Phrase	Interface - EBSCOhost Research Databases Search Screen - Advanced Search Database - CINAHL with Full Text

#	Query	Limiters/Expanders	Last Run Via
S3	MH INFANT, PREMATURE	Search modes - Boolean/Phrase	Interface - EBSCOhost Research Databases Search Screen - Advanced Search Database - CINAHL with Full Text
S2	MH CHILDBIRTH, PREMATURE	Search modes - Boolean/Phrase	Interface - EBSCOhost Research Databases Search Screen - Advanced Search Database - CINAHL with Full Text
S1	MH LABOR, PREMATURE	Search modes - Boolean/Phrase	Interface - EBSCOhost Research Databases Search Screen - Advanced Search Database - CINAHL with Full Text

### E.11.3.1 Health economics search

Date of initial search: 20 March 2015

Date of re-run: N/A

Database: Medline

Name of search: PTLB\_FSE\_HE\_medline\_200315

#	Searches
1	ECONOMICS/
2	VALUE OF LIFE/
3	exp "COSTS AND COST ANALYSIS"/
4	exp ECONOMICS, HOSPITAL/
5	exp ECONOMICS, MEDICAL/
6	exp RESOURCE ALLOCATION/
7	ECONOMICS, NURSING/
8	ECONOMICS, PHARMACEUTICAL/
9	exp "FEES AND CHARGES"/
10	exp BUDGETS/
11	budget*.ti,ab.
12	cost*.ti,ab.
13	(economic* or pharmaco?economic*).ti,ab.
14	(price* or pricing*).ti,ab.
15	(financ* or fee or fees or expenditure* or saving*).ti,ab.
16	(value adj2 (money or monetary)).ti,ab.
17	resourc* allocat*.ti,ab.
18	(fund or funds or funding* or funded).ti,ab.
19	(ration or rations or rationing* or rationed).ti,ab.
20	ec.fs.
21	or/1-20
22	exp OBSTETRIC LABOR, PREMATURE/
23	exp INFANT, PREMATURE/
24	exp INFANT, LOW BIRTH WEIGHT/
25	GESTATIONAL AGE/
26	(pre term or preterm or pre matur\$ or prematur\$ or pre#mie? or premie or premies or low birth weight? or low birthweight? or LBW? or VLBW?).ti,ab.
27	(gestat\$ adj2 age?).ti,ab.
28	or/22-27
29	ELECTRODE/
30	SCALP/
31	and/29-30
32	((f?etal or f?etus or scalp) adj3 (electrode? or clip?)).ti,ab.
33	(invasive\$ adj3 monitor\$).ti,ab.
34	or/31-33
35	and/28,34
36	limit 35 to english language
37	LETTER/
38	EDITORIAL/



#	Searches
39	NEWS/
40	exp HISTORICAL ARTICLE/
41	ANECDOTES AS TOPIC/
42	COMMENT/
43	(letter or comment* or abstracts).ti.
44	or/37-43
45	RANDOMIZED CONTROLLED TRIAL/ or random*.ti,ab.
46	44 not 45
47	ANIMALS/ not HUMANS/
48	exp ANIMALS, LABORATORY/
49	exp ANIMAL EXPERIMENTATION/
50	exp MODELS, ANIMAL/
51	exp RODENTIA/
52	(rat or rats or mouse or mice).ti.
53	or/46-52
54	36 not 53
55	and/21,54

Date of initial search: 20 March 2015

Date of re-run: N/A

Database: Cochrane Central Register of Controlled Trials

Name of search: PTLB\_FSE\_HE\_ctr\_200315

#	Searches
1	ECONOMICS/
2	VALUE OF LIFE/
3	exp "COSTS AND COST ANALYSIS"/
4	exp ECONOMICS, HOSPITAL/
5	exp ECONOMICS, MEDICAL/
6	exp RESOURCE ALLOCATION/
7	ECONOMICS, NURSING/
8	ECONOMICS, PHARMACEUTICAL/
9	exp "FEES AND CHARGES"/
10	exp BUDGETS/
11	budget*.ti,ab.
12	cost*.ti,ab.
13	(economic* or pharmaco?economic*).ti,ab.
14	(price* or pricing*).ti,ab.
15	(financ* or fee or fees or expenditure* or saving*).ti,ab.
16	(value adj2 (money or monetary)).ti,ab.
17	resourc* allocat*.ti,ab.
18	(fund or funds or funding* or funded).ti,ab.
19	(ration or rations or rationing* or rationed).ti,ab.
20	ec.fs.
21	or/1-20
22	exp OBSTETRIC LABOR, PREMATURE/
23	exp INFANT, PREMATURE/
24	exp INFANT, LOW BIRTH WEIGHT/
25	GESTATIONAL AGE/
26	(pre term or preterm or pre matur\$ or prematur\$ or pre#mie? or premie or premies or low birth weight? or low birthweight? or LBW? or VLBW?).ti,ab.
27	(gestat\$ adj2 age?).ti,ab.
28	or/22-27
29	ELECTRODE/
30	SCALP/
31	and/29-30
32	((f?etal or f?etus or scalp) adj3 (electrode? or clip?)).ti,ab.
33	(invasive\$ adj3 monitor\$).ti,ab.
34	or/31-33
35	and/28,34
36	and/21,35

Date of initial search: 20 March 2015

Date of re-run: N/A

Database: Health Technology Assessment

Name of search: PTLB\_FSE\_HE\_hta\_200315

#	Searches
1	exp OBSTETRIC LABOR, PREMATURE/
2	exp INFANT, PREMATURE/
3	exp INFANT, LOW BIRTH WEIGHT/
4	GESTATIONAL AGE/
5	(pre term or preterm or pre matur\$ or prematur\$ or pre#mie? or premie or premies or low birth weight? or low birthweight? or LBW? or VLBW?).tw.
6	(gestat\$ adj2 age?).tw.
7	or/1-6
8	ELECTRODE/
9	SCALP/
10	and/8-9
11	((f?etal or f?etus or scalp) adj3 (electrode? or clip?)).tw.
12	(invasive\$ adj3 monitor\$).tw.
13	or/10-12
14	and/7,13

Date of initial search: 20 March 2015

Date of re-run: N/A

Database: NHS Economic Evaluation Database

Name of search: PTLB\_FSE\_HE\_nhseed\_200315

#	Searches
1	exp OBSTETRIC LABOR, PREMATURE/
2	exp INFANT, PREMATURE/
3	exp INFANT, LOW BIRTH WEIGHT/
4	GESTATIONAL AGE/
5	(pre term or preterm or pre matur\$ or prematur\$ or pre#mie? or premie or premies or low birth weight? or low birthweight? or LBW? or VLBW?).tw.
6	(gestat\$ adj2 age?).tw.
7	or/1-6
8	ELECTRODE/
9	SCALP/
10	and/8-9
11	((f?etal or f?etus or scalp) adj3 (electrode? or clip?)).tw.
12	(invasive\$ adj3 monitor\$).tw.
13	or/10-12
14	and/7,13

Date of initial search: 20 March 2015

Date of re-run: N/A

Database: Embase

Name of search: PTLB\_FSE\_HE\_embase\_200315

#	Searches
1	HEALTH ECONOMICS/
2	exp ECONOMIC EVALUATION/
3	exp HEALTH CARE COST/
4	exp FEE/
5	BUDGET/
6	FUNDING/
7	RESOURCE ALLOCATION/
8	budget*.ti,ab.
9	cost*.ti,ab.
10	(economic* or pharmaco?economic*).ti,ab.
11	(price* or pricing*).ti,ab.

#	Searches
12	(financ* or fee or fees or expenditure* or saving*).ti,ab.
13	(value adj2 (money or monetary)).ti,ab.
14	resourc* allocat*.ti,ab.
15	(fund or funds or funding* or funded).ti,ab.
16	(ration or rations or rationing* or rationed).ti,ab.
17	or/1-16
18	exp "IMMATURE AND PREMATURE LABOR"/
19	exp LOW BIRTH WEIGHT/
20	GESTATIONAL AGE/ or GESTATION PERIOD/
21	(pre term or preterm or pre matur\$ or prematur\$ or pre#mie? or premie or premies or low birth weight? or low birthweight? or LBW? or VLBW?).ti,ab.
22	(gestat\$ adj2 age?).ti,ab.
23	or/18-22
24	exp ELECTRODE/
25	SCALP/
26	and/24-25
27	SCALP CLIP/
28	exp FETAL SCALP ELECTRODE/
29	((f?etal or f?etus or scalp) adj3 (electrode? or clip?)).ti,ab.
30	(invasive\$ adj3 monitor\$).ti,ab.
31	or/26-30
32	and/23,31
33	limit 32 to english language
34	conference abstract.pt.
35	letter.pt. or LETTER/
36	note.pt.
37	editorial.pt.
38	(letter or comment* or abstracts).ti.
39	or/34-38
40	RANDOMIZED CONTROLLED TRIAL/ or random*.ti,ab.
41	39 not 40
42	ANIMAL/ not HUMAN/
43	NONHUMAN/
44	exp ANIMAL EXPERIMENT/
45	exp EXPERIMENTAL ANIMAL/
46	ANIMAL MODEL/
47	exp RODENT/
48	(rat or rats or mouse or mice).ti.
49	or/41-48
50	33 not 49
51	and/17,50

**E.11.4 Does the use of fetal blood sampling as an adjunct to electronic fetal monitoring improve neonatal outcomes in preterm labour, when compared to electronic fetal monitoring alone or intermittent auscultation? Are there gestational ages below which the risks of FBS outweigh any potential benefits?**

Date of initial search: 20 March 2014

Date of re-run: 19 February 2015

Database: Medline

Name of search: PTLB\_FBS\_RERUN3\_medline\_190215

#	Searches
1	exp OBSTETRIC LABOR, PREMATURE/
2	exp INFANT, PREMATURE/
3	exp INFANT, LOW BIRTH WEIGHT/
4	GESTATIONAL AGE/
5	(pre term or preterm or pre matur\$ or prematur\$ or pre#mie? or premie or premies or low birth weight? or low birthweight? or LBW? or VLBW?).ti,ab.
6	(gestat\$ adj2 age?).ti,ab.
7	or/1-6
8	exp PARTURITION/
9	exp LABOR, OBSTETRIC/

#	Searches
10	exp DELIVERY, OBSTETRIC/
11	(partu\$ or birth\$ or childbirth\$ or intra?partu\$ or labo?r\$).ti,ab.
12	or/8-11
13	FETAL MONITORING/
14	FETAL DISTRESS/bl, di [Blood, Diagnosis]
15	FETAL HYPOXIA/
16	or/13-15
17	BLOOD SPECIMEN COLLECTION/
18	FETAL BLOOD/
19	HYDROGEN-ION CONCENTRATION/
20	LACTIC ACID/bl [Blood]
21	SCALP/bs [Blood Supply]
22	((f?etal or f?etus) adj3 (lactate? or pH or scalp? or base\$ or acid\$ or alk#l\$)).ti,ab.
23	((f?etal or f?etus) adj3 blood adj3 (gas\$ or sampl\$ or analy\$)).ti,ab.
24	FBS.ti,ab.
25	or/17-24
26	and/16,25
27	exp BLOOD GAS ANALYSIS/
28	exp ACID-BASE IMBALANCE/
29	(blood adj3 (gas\$ or oxygen or carbon dioxide) adj3 analy\$).ti,ab.
30	((acid base or acid?base or arterio venous or arterio?venous) adj3 (imbalance or equilibrium or status or difference)).ti,ab.
31	or/27-30
32	and/16,31
33	or/26,32
34	and/7,12,33
35	limit 34 to english language
36	LETTER/
37	EDITORIAL/
38	NEWS/
39	exp HISTORICAL ARTICLE/
40	ANECDOTES AS TOPIC/
41	COMMENT/
42	(letter or comment* or abstracts).ti.
43	or/36-42
44	RANDOMIZED CONTROLLED TRIAL/ or random*.ti,ab.
45	43 not 44
46	ANIMALS/ not HUMANS/
47	exp ANIMALS, LABORATORY/
48	exp ANIMAL EXPERIMENTATION/
49	exp MODELS, ANIMAL/
50	exp RODENTIA/
51	(rat or rats or mouse or mice).ti.
52	or/45-51
53	35 not 52

Date of initial search: 20 March 2014

Date of re-run: 19 February 2015

Database: Medline In-Process

Name of search: PTLB\_FBS\_RERUN2\_mip\_190215

#	Searches
1	(pre term or preterm or pre matur\$ or prematur\$ or pre#mie? or premie or premies or low birth weight? or low birthweight? or LBW? or VLBW?).ti,ab.
2	(gestat\$ adj2 age?).ti,ab.
3	or/1-2
4	(partu\$ or birth\$ or childbirth\$ or intra?partu\$ or labo?r\$).ti,ab.
5	((f?etal or f?etus) adj3 (lactate? or pH or scalp? or base\$ or acid\$ or alk#l\$)).ti,ab.
6	((f?etal or f?etus) adj3 blood adj3 (gas\$ or sampl\$ or analy\$)).ti,ab.
7	(blood adj3 (gas\$ or oxygen or carbon dioxide) adj3 analy\$).ti,ab.
8	((acid base or acid?base or arterio venous or arterio?venous) adj3 (imbalance or equilibrium or status or difference)).ti,ab.
9	or/5-8
10	and/3-4,9

Date of initial search: 20 March 2014

Date of re-run: 19 February 2015

Database: Cochrane Central Register of Controlled Trials

Name of search: PTLB\_FBS\_RERUN3\_ctr\_190215

#	Searches
1	exp OBSTETRIC LABOR, PREMATURE/
2	exp INFANT, PREMATURE/
3	exp INFANT, LOW BIRTH WEIGHT/
4	GESTATIONAL AGE/
5	(pre term or preterm or pre matur\$ or prematur\$ or pre#mie? or premie or premies or low birth weight? or low birthweight? or LBW? or VLBW?).ti,ab.
6	(gestat\$ adj2 age?).ti,ab.
7	or/1-6
8	exp PARTURITION/
9	exp LABOR, OBSTETRIC/
10	exp DELIVERY, OBSTETRIC/
11	(partu\$ or birth\$ or childbirth\$ or intra?partu\$ or labo?r\$).ti,ab.
12	or/8-11
13	FETAL MONITORING/
14	FETAL DISTRESS/bl, di [Blood, Diagnosis]
15	FETAL HYPOXIA/
16	or/13-15
17	BLOOD SPECIMEN COLLECTION/
18	FETAL BLOOD/
19	HYDROGEN-ION CONCENTRATION/
20	LACTIC ACID/bl [Blood]
21	SCALP/bs [Blood Supply]
22	((f?etal or f?etus) adj3 (lactate? or pH or scalp? or base\$ or acid\$ or alk#l\$)).ti,ab.
23	((f?etal or f?etus) adj3 blood adj3 (gas\$ or sampl\$ or analy\$)).ti,ab.
24	FBS.ti,ab.
25	or/17-24
26	and/16,25
27	exp BLOOD GAS ANALYSIS/
28	exp ACID-BASE IMBALANCE/
29	(blood adj3 (gas\$ or oxygen or carbon dioxide) adj3 analy\$).ti,ab.
30	((acid base or acid?base or arterio venous or arterio?venous) adj3 (imbalance or equilibrium or status or difference)).ti,ab.
31	or/27-30
32	and/16,31
33	or/26,32
34	and/7,12,33

Date of initial search: 20 March 2014

Date of re-run: 19 February 2015

Database: Cochrane Database of Systematic Reviews, Database of Abstracts of Reviews of Effects

Name of search: PTLB\_FBS\_RERUN3\_cdsrdare\_190215

#	Searches
1	(pre term or preterm or pre matur\$ or prematur\$ or pre#mie? or premie or premies or low birth weight? or low birthweight? or LBW? or VLBW?).tw,tx,kw.
2	(gestat\$ adj2 age?).tw,tx.
3	or/1-2
4	DELIVERY.kw.
5	(partu\$ or birth\$ or childbirth\$ or intra?partu\$ or labo?r).tw,tx,kw.
6	or/4-5
7	((f?etus or f?etal) adj2 (monitor\$ or distress or hypoxia)).ti,kw.
8	(blood adj3 (sampl\$ or collect\$)).kw.
9	((f?etus or f?etal) adj2 blood).kw.
10	HYDROGEN-ION CONCENTRATION.kw.

#	Searches
11	PH.kw.
12	(LACTIC ACID or LACTATE).kw.
13	SCALP.kw.
14	((f?etal or f?etus) adj3 (lactate? or pH or scalp? or base\$ or acid\$ or alk#l\$)).tw,tx.
15	((f?etal or f?etus) adj3 blood adj3 (gas\$ or sampl\$ or analy\$)).tw,tx.
16	FBS.ti,ab.
17	or/8-16
18	and/7,17
19	(blood adj3 (gas\$ or oxygen or carbon dioxide) adj3 analy\$).tw,tx,kw.
20	(ACID-BASE IMBALANCE or ACIDOSIS or "DISORDERS OF ACID BASE BALANCE").kw.
21	((acid base or acid?base or arterio venous or arterio?venous) adj3 (imbalance or equilibrium or status or difference)).tw,tx,kw.
22	or/19-21
23	and/7,22
24	or/18,23
25	and/3,6,24

Date of initial search: 20 March 2014

Date of re-run: 19 February 2015

Database: Health Technology Assessment

Name of search: PTLB\_FBS\_RERUN3\_hta\_190215

#	Searches
1	exp OBSTETRIC LABOR, PREMATURE/
2	exp INFANT, PREMATURE/
3	exp INFANT, LOW BIRTH WEIGHT/
4	GESTATIONAL AGE/
5	(pre term or preterm or pre matur\$ or prematur\$ or pre#mie? or premie or premies or low birth weight? or low birthweight? or LBW? or VLBW?).tw.
6	(gestat\$ adj2 age?).tw.
7	or/1-6
8	exp PARTURITION/
9	exp LABOR, OBSTETRIC/
10	exp DELIVERY, OBSTETRIC/
11	(partu\$ or birth\$ or childbirth\$ or intra?partu\$ or labo?r\$).tw.
12	or/8-11
13	FETAL MONITORING/
14	FETAL DISTRESS/
15	FETAL HYPOXIA/
16	or/13-15
17	BLOOD SPECIMEN COLLECTION/
18	FETAL BLOOD/
19	HYDROGEN-ION CONCENTRATION/
20	LACTIC ACID/
21	SCALP/
22	((f?etal or f?etus) adj3 (lactate? or pH or scalp? or base\$ or acid\$ or alk#l\$)).tw.
23	((f?etal or f?etus) adj3 blood adj3 (gas\$ or sampl\$ or analy\$)).tw.
24	FBS.tw.
25	or/17-24
26	and/16,25
27	exp BLOOD GAS ANALYSIS/
28	exp ACID-BASE IMBALANCE/
29	(blood adj3 (gas\$ or oxygen or carbon dioxide) adj3 analy\$).tw.
30	((acid base or acid?base or arterio venous or arterio?venous) adj3 (imbalance or equilibrium or status or difference)).tw.
31	or/27-30
32	and/16,31
33	or/26,32
34	and/7,12,33

Date of initial search: 20 March 2014

Date of re-run: 19 February 2015

Database: Embase

Name of search: PTLB\_FBS\_RERUN3\_embase\_190215

#	Searches
1	exp "IMMATURE AND PREMATURE LABOR"/
2	exp LOW BIRTH WEIGHT/
3	GESTATIONAL AGE/ or GESTATION PERIOD/
4	(pre term or preterm or pre matur\$ or prematur\$ or pre#mie? or premie or premies or low birth weight? or low birthweight? or LBW? or VLBW?).ti,ab.
5	(gestat\$ adj2 age?).ti,ab.
6	or/1-5
7	BIRTH/
8	exp CHILDBIRTH/
9	exp DELIVERY/
10	INTRAPARTUM CARE/
11	(partu\$ or birth\$ or childbirth\$ or intra?partu\$ or labo?r\$).ti,ab.
12	or/7-11
13	FETUS MONITORING/ or FETAL MONITOR/
14	FETUS DISTRESS/
15	FETUS HYPOXIA/
16	or/13-15
17	BLOOD SAMPLING/ or FETUS BLOOD SAMPLING/
18	FETUS BLOOD/
19	PH/ or ARTERIAL PH/ or BLOOD PH/ or PH MEASUREMENT/
20	LACTIC ACID/ or LACTATE BLOOD LEVEL/ or SCALP LACTIC ACID BLOOD LEVEL/
21	SCALP/
22	((f?etal or f?etus) adj3 (lactate? or pH or scalp? or base\$ or acid\$ or alk#i\$)).ti,ab.
23	((f?etal or f?etus) adj3 blood adj3 (gas\$ or sampl\$ or analy\$)).ti,ab.
24	FBS.ti,ab.
25	or/17-24
26	and/16,25
27	BLOOD GAS ANALYSIS/
28	exp "DISORDERS OF ACID BASE BALANCE"/
29	FETUS ACIDOSIS/
30	(blood adj3 (gas\$ or oxygen or carbon dioxide) adj3 analy\$).ti,ab.
31	((acid base or acid?base or arterio venous or arterio?venous) adj3 (imbalance or equilibrium or status or difference)).ti,ab.
32	or/27-31
33	and/16,32
34	FETAL PH MONITOR/
35	or/26,33-34
36	and/6,12,35
37	limit 36 to english language
38	conference abstract.pt.
39	letter.pt. or LETTER/
40	note.pt.
41	editorial.pt.
42	(letter or comment* or abstracts).ti.
43	or/38-42
44	RANDOMIZED CONTROLLED TRIAL/ or random*.ti,ab.
45	43 not 44
46	ANIMAL/ not HUMAN/
47	NONHUMAN/
48	exp ANIMAL EXPERIMENT/
49	exp EXPERIMENTAL ANIMAL/
50	ANIMAL MODEL/
51	exp RODENT/
52	(rat or rats or mouse or mice).ti.
53	or/45-52
54	37 not 53

Date of initial search: 20 March 2014

Date of re-run: 19 February 2015

Database: Cumulative Index to Nursing and Allied Health Literature

Name of search: PTLB\_FBS\_RERUN3\_cinahl\_190215

#	Query	Limiters/Expanders	Last Run Via
S25	S9 AND S24	Limiters - English Language; Exclude MEDLINE records Search modes - Boolean/Phrase	Interface - EBSCOhost Research Databases Search Screen - Advanced Search Database - CINAHL with Full Text
S24	S10 OR S11 OR S12 OR S13 OR S14 OR S15 OR S16 OR S17 OR S18 OR S19 OR S20 OR S21 OR S22 OR S23	Search modes - Boolean/Phrase	Interface - EBSCOhost Research Databases Search Screen - Advanced Search Database - CINAHL with Full Text
S23	AB ((acid base or acid#base or arterio venous or arterio#venous) N3 (imbalance or equilibrium or status or difference))	Search modes - Boolean/Phrase	Interface - EBSCOhost Research Databases Search Screen - Advanced Search Database - CINAHL with Full Text
S22	TI ((acid base or acid#base or arterio venous or arterio#venous) N3 (imbalance or equilibrium or status or difference))	Search modes - Boolean/Phrase	Interface - EBSCOhost Research Databases Search Screen - Advanced Search Database - CINAHL with Full Text
S21	AB (blood N3 (gas* or oxygen or carbon dioxide) N3 analy*)	Search modes - Boolean/Phrase	Interface - EBSCOhost Research Databases Search Screen - Advanced Search Database - CINAHL with Full Text
S20	TI (blood N3 (gas* or oxygen or carbon dioxide) N3 analy*)	Search modes - Boolean/Phrase	Interface - EBSCOhost Research Databases Search Screen - Advanced Search Database - CINAHL with Full Text
S19	MH ACID-BASE IMBALANCE+	Search modes - Boolean/Phrase	Interface - EBSCOhost Research Databases Search Screen - Advanced Search Database - CINAHL with Full Text
S18	MH BLOOD GAS ANALYSIS+	Search modes - Boolean/Phrase	Interface - EBSCOhost Research Databases Search Screen - Advanced Search Database - CINAHL with Full Text
S17	TI (FBS) or AB (FBS)	Search modes - Boolean/Phrase	Interface - EBSCOhost Research Databases Search Screen - Advanced Search Database - CINAHL with Full Text
S16	TI ((f#etal or f#etus) N3 blood N3 (gas* or sampl* or analy*))	Search modes - Boolean/Phrase	Interface - EBSCOhost Research Databases Search Screen - Advanced Search Database - CINAHL with Full Text
S15	AB ((f#etal or f#etus) N3 (lactate# or pH or scalp# or base* or acid* or alk?!*))	Search modes - Boolean/Phrase	Interface - EBSCOhost Research Databases Search Screen - Advanced Search Database - CINAHL with Full Text
S14	TI ((f#etal or f#etus) N3 (lactate# or pH or scalp# or base* or acid* or alk?!*))	Search modes - Boolean/Phrase	Interface - EBSCOhost Research Databases Search Screen - Advanced Search Database - CINAHL with Full Text
S13	MH LACTIC ACID	Search modes - Boolean/Phrase	Interface - EBSCOhost Research Databases Search Screen -



#	Query	Limiters/Expanders	Last Run Via
			Advanced Search Database - CINAHL with Full Text
S12	MH HYDROGEN-ION CONCENTRATION+	Search modes - Boolean/Phrase	Interface - EBSCOhost Research Databases Search Screen - Advanced Search Database - CINAHL with Full Text
S11	MH FETAL BLOOD	Search modes - Boolean/Phrase	Interface - EBSCOhost Research Databases Search Screen - Advanced Search Database - CINAHL with Full Text
S10	MH BLOOD SPECIMEN COLLECTION	Search modes - Boolean/Phrase	Interface - EBSCOhost Research Databases Search Screen - Advanced Search Database - CINAHL with Full Text
S9	S1 OR S2 OR S3 OR S4 OR S5 OR S6 OR S7 OR S8	Search modes - Boolean/Phrase	Interface - EBSCOhost Research Databases Search Screen - Advanced Search Database - CINAHL with Full Text
S8	TI (gestat* N2 age#) or AB (gestat* N2 age#)	Search modes - Boolean/Phrase	Interface - EBSCOhost Research Databases Search Screen - Advanced Search Database - CINAHL with Full Text
S7	AB (pre term or preterm or pre matur* or prematur* or preemie# or low birth weight# or low birthweight# or LBW# or VLBW#)	Search modes - Boolean/Phrase	Interface - EBSCOhost Research Databases Search Screen - Advanced Search Database - CINAHL with Full Text
S6	TI (pre term or preterm or pre matur* or prematur* or preemie# or low birth weight# or low birthweight# or LBW# or VLBW#)	Search modes - Boolean/Phrase	Interface - EBSCOhost Research Databases Search Screen - Advanced Search Database - CINAHL with Full Text
S5	MH GESTATIONAL AGE	Search modes - Boolean/Phrase	Interface - EBSCOhost Research Databases Search Screen - Advanced Search Database - CINAHL with Full Text
S4	MH INFANT, LOW BIRTH WEIGHT+	Search modes - Boolean/Phrase	Interface - EBSCOhost Research Databases Search Screen - Advanced Search Database - CINAHL with Full Text
S3	MH INFANT, PREMATURE	Search modes - Boolean/Phrase	Interface - EBSCOhost Research Databases Search Screen - Advanced Search Database - CINAHL with Full Text
S2	MH CHILDBIRTH, PREMATURE	Search modes - Boolean/Phrase	Interface - EBSCOhost Research Databases Search Screen - Advanced Search Database - CINAHL with Full Text
S1	MH LABOR, PREMATURE	Search modes - Boolean/Phrase	Interface - EBSCOhost Research Databases Search Screen - Advanced Search Database - CINAHL with Full Text

### E.11.4.1 Health economics search

Date of initial search: 17 March 2015

Date of re-run: N/A

Database: Medline

Name of search: PTLB\_FBS\_HE\_medline\_170315

#	Searches
1	ECONOMICS/
2	VALUE OF LIFE/
3	exp "COSTS AND COST ANALYSIS"/
4	exp ECONOMICS, HOSPITAL/
5	exp ECONOMICS, MEDICAL/
6	exp RESOURCE ALLOCATION/
7	ECONOMICS, NURSING/
8	ECONOMICS, PHARMACEUTICAL/
9	exp "FEES AND CHARGES"/
10	exp BUDGETS/
11	budget*.ti,ab.
12	cost*.ti,ab.
13	(economic* or pharmaco?economic*).ti,ab.
14	(price* or pricing*).ti,ab.
15	(financ* or fee or fees or expenditure* or saving*).ti,ab.
16	(value adj2 (money or monetary)).ti,ab.
17	resourc* allocat*.ti,ab.
18	(fund or funds or funding* or funded).ti,ab.
19	(ration or rations or rationing* or rationed).ti,ab.
20	ec.fs.
21	or/1-20
22	exp OBSTETRIC LABOR, PREMATURE/
23	exp INFANT, PREMATURE/
24	exp INFANT, LOW BIRTH WEIGHT/
25	GESTATIONAL AGE/
26	(pre term or preterm or pre matur\$ or prematur\$ or pre#mie? oremie or premies or low birth weight? or low birthweight? or LBW? or VLBW?).ti,ab.
27	(gestat\$ adj2 age?).ti,ab.
28	or/22-27
29	exp PARTURITION/
30	exp LABOR, OBSTETRIC/
31	exp DELIVERY, OBSTETRIC/
32	(partu\$ or birth\$ or childbirth\$ or intra?partu\$ or labo?r\$).ti,ab.
33	or/29-32
34	FETAL MONITORING/
35	FETAL DISTRESS/bl, di [Blood, Diagnosis]
36	FETAL HYPOXIA/
37	or/34-36
38	BLOOD SPECIMEN COLLECTION/
39	FETAL BLOOD/
40	HYDROGEN-ION CONCENTRATION/
41	LACTIC ACID/bl [Blood]
42	SCALP/bs [Blood Supply]
43	((f?etal or f?etus) adj3 (lactate? or pH or scalp? or base\$ or acid\$ or alk#i\$)).ti,ab.
44	((f?etal or f?etus) adj3 blood adj3 (gas\$ or sampl\$ or analy\$)).ti,ab.
45	FBS.ti,ab.
46	or/38-45
47	and/37,46
48	exp BLOOD GAS ANALYSIS/
49	exp ACID-BASE IMBALANCE/
50	(blood adj3 (gas\$ or oxygen or carbon dioxide) adj3 analy\$).ti,ab.
51	((acid base or acid?base or arterio venous or arterio?venous) adj3 (imbalance or equilibrium or status or difference)).ti,ab.
52	or/48-51
53	and/37,52
54	or/47,53
55	and/28,33,54
56	limit 55 to english language
57	LETTER/
58	EDITORIAL/

#	Searches
59	NEWS/
60	exp HISTORICAL ARTICLE/
61	ANECDOTES AS TOPIC/
62	COMMENT/
63	(letter or comment* or abstracts).ti.
64	or/57-63
65	RANDOMIZED CONTROLLED TRIAL/ or random*.ti,ab.
66	64 not 65
67	ANIMALS/ not HUMANS/
68	exp ANIMALS, LABORATORY/
69	exp ANIMAL EXPERIMENTATION/
70	exp MODELS, ANIMAL/
71	exp RODENTIA/
72	(rat or rats or mouse or mice).ti.
73	or/66-72
74	56 not 73
75	and/21,74

Date of initial search: 17 March 2015

Date of re-run: N/A

Database: Cochrane Central Register of Controlled Trials

Name of search: PTLB\_FBS\_HE\_ctr\_170315

#	Searches
1	ECONOMICS/
2	VALUE OF LIFE/
3	exp "COSTS AND COST ANALYSIS"/
4	exp ECONOMICS, HOSPITAL/
5	exp ECONOMICS, MEDICAL/
6	exp RESOURCE ALLOCATION/
7	ECONOMICS, NURSING/
8	ECONOMICS, PHARMACEUTICAL/
9	exp "FEES AND CHARGES"/
10	exp BUDGETS/
11	budget*.ti,ab.
12	cost*.ti,ab.
13	(economic* or pharmaco?economic*).ti,ab.
14	(price* or pricing*).ti,ab.
15	(financ* or fee or fees or expenditure* or saving*).ti,ab.
16	(value adj2 (money or monetary)).ti,ab.
17	resourc* allocat*.ti,ab.
18	(fund or funds or funding* or funded).ti,ab.
19	(ration or rations or rationing* or rationed).ti,ab.
20	ec.fs.
21	or/1-20
22	exp OBSTETRIC LABOR, PREMATURE/
23	exp INFANT, PREMATURE/
24	exp INFANT, LOW BIRTH WEIGHT/
25	GESTATIONAL AGE/
26	(pre term or preterm or pre matur\$ or prematur\$ or pre#mie? or premie or premies or low birth weight? or low birthweight? or LBW? or VLBW?).ti,ab.
27	(gestat\$ adj2 age?).ti,ab.
28	or/22-27
29	exp PARTURITION/
30	exp LABOR, OBSTETRIC/
31	exp DELIVERY, OBSTETRIC/
32	(partu\$ or birth\$ or childbirth\$ or intra?partu\$ or labo?r\$).ti,ab.
33	or/29-32
34	FETAL MONITORING/
35	FETAL DISTRESS/bl, di [Blood, Diagnosis]
36	FETAL HYPOXIA/
37	or/34-36
38	BLOOD SPECIMEN COLLECTION/
39	FETAL BLOOD/
40	HYDROGEN-ION CONCENTRATION/

#	Searches
41	LACTIC ACID/bi [Blood]
42	SCALP/bs [Blood Supply]
43	((f?etal or f?etus) adj3 (lactate? or pH or scalp? or base\$ or acid\$ or alk#i\$)).ti,ab.
44	((f?etal or f?etus) adj3 blood adj3 (gas\$ or sampl\$ or analy\$)).ti,ab.
45	FBS.ti,ab.
46	or/38-45
47	and/37,46
48	exp BLOOD GAS ANALYSIS/
49	exp ACID-BASE IMBALANCE/
50	(blood adj3 (gas\$ or oxygen or carbon dioxide) adj3 analy\$).ti,ab.
51	((acid base or acid?base or arterio venous or arterio?venous) adj3 (imbalance or equilibrium or status or difference)).ti,ab.
52	or/48-51
53	and/37,52
54	or/47,53
55	and/28,33,54
56	and/21,55

Date of initial search: 17 March 2015

Date of re-run: N/A

Database: Health Technology Assessment

Name of search: PTLB\_FBS\_HE\_hta\_170315

#	Searches
1	exp OBSTETRIC LABOR, PREMATURE/
2	exp INFANT, PREMATURE/
3	exp INFANT, LOW BIRTH WEIGHT/
4	GESTATIONAL AGE/
5	(pre term or preterm or pre matur\$ or prematur\$ or pre#mie? or premie or premies or low birth weight? or low birthweight? or LBW? or VLBW?).tw.
6	(gestat\$ adj2 age?).tw.
7	or/1-6
8	exp PARTURITION/
9	exp LABOR, OBSTETRIC/
10	exp DELIVERY, OBSTETRIC/
11	(partu\$ or birth\$ or childbirth\$ or intra?partu\$ or labo?r\$).tw.
12	or/8-11
13	FETAL MONITORING/
14	FETAL DISTRESS/
15	FETAL HYPOXIA/
16	or/13-15
17	BLOOD SPECIMEN COLLECTION/
18	FETAL BLOOD/
19	HYDROGEN-ION CONCENTRATION/
20	LACTIC ACID/
21	SCALP/
22	((f?etal or f?etus) adj3 (lactate? or pH or scalp? or base\$ or acid\$ or alk#i\$)).tw.
23	((f?etal or f?etus) adj3 blood adj3 (gas\$ or sampl\$ or analy\$)).tw.
24	FBS.tw.
25	or/17-24
26	and/16,25
27	exp BLOOD GAS ANALYSIS/
28	exp ACID-BASE IMBALANCE/
29	(blood adj3 (gas\$ or oxygen or carbon dioxide) adj3 analy\$).tw.
30	((acid base or acid?base or arterio venous or arterio?venous) adj3 (imbalance or equilibrium or status or difference)).tw.
31	or/27-30
32	and/16,31
33	or/26,32
34	and/7,12,33

Date of initial search: 17 March 2015

Date of re-run: N/A

Database: NHS Economic Evaluation Database

Name of search: PTLB\_FBS\_HE\_nhseed\_170315

#	Searches
1	exp OBSTETRIC LABOR, PREMATURE/
2	exp INFANT, PREMATURE/
3	exp INFANT, LOW BIRTH WEIGHT/
4	GESTATIONAL AGE/
5	(pre term or preterm or pre matur\$ or prematur\$ or pre#mie? or premie or premies or low birth weight? or low birthweight? or LBW? or VLBW?).tw.
6	(gestat\$ adj2 age?).tw.
7	or/1-6
8	exp PARTURITION/
9	exp LABOR, OBSTETRIC/
10	exp DELIVERY, OBSTETRIC/
11	(partu\$ or birth\$ or childbirth\$ or intra?partu\$ or labo?r\$).tw.
12	or/8-11
13	FETAL MONITORING/
14	FETAL DISTRESS/
15	FETAL HYPOXIA/
16	or/13-15
17	BLOOD SPECIMEN COLLECTION/
18	FETAL BLOOD/
19	HYDROGEN-ION CONCENTRATION/
20	LACTIC ACID/
21	SCALP/
22	((f?etal or f?etus) adj3 (lactate? or pH or scalp? or base\$ or acid\$ or alk#l\$)).tw.
23	((f?etal or f?etus) adj3 blood adj3 (gas\$ or sampl\$ or analy\$)).tw.
24	FBS.tw.
25	or/17-24
26	and/16,25
27	exp BLOOD GAS ANALYSIS/
28	exp ACID-BASE IMBALANCE/
29	(blood adj3 (gas\$ or oxygen or carbon dioxide) adj3 analy\$).tw.
30	((acid base or acid?base or arterio venous or arterio?venous) adj3 (imbalance or equilibrium or status or difference)).tw.
31	or/27-30
32	and/16,31
33	or/26,32
34	and/7,12,33

Date of initial search: 17 March 2015

Date of re-run: N/A

Database: Embase

Name of search: PTLB\_FBS\_HE\_embase\_170315

#	Searches
1	HEALTH ECONOMICS/
2	exp ECONOMIC EVALUATION/
3	exp HEALTH CARE COST/
4	exp FEE/
5	BUDGET/
6	FUNDING/
7	RESOURCE ALLOCATION/
8	budget*.ti,ab.
9	cost*.ti,ab.
10	(economic* or pharmaco?economic*).ti,ab.
11	(price* or pricing*).ti,ab.
12	(financ* or fee or fees or expenditure* or saving*).ti,ab.
13	(value adj2 (money or monetary)).ti,ab.
14	resourc* allocat*.ti,ab.
15	(fund or funds or funding* or funded).ti,ab.
16	(ration or rations or rationing* or rationed).ti,ab.
17	or/1-16

#	Searches
18	exp "IMMATURE AND PREMATURE LABOR"/
19	exp LOW BIRTH WEIGHT/
20	GESTATIONAL AGE/ or GESTATION PERIOD/
21	(pre term or preterm or pre matur\$ or prematur\$ or pre#mie? or premie or premies or low birth weight? or low birthweight? or LBW? or VLBW?).ti,ab.
22	(gestat\$ adj2 age?).ti,ab.
23	or/18-22
24	BIRTH/
25	exp CHILDBIRTH/
26	exp DELIVERY/
27	INTRAPARTUM CARE/
28	(partu\$ or birth\$ or childbirth\$ or intra?partu\$ or labo?r\$).ti,ab.
29	or/24-28
30	FETUS MONITORING/ or FETAL MONITOR/
31	FETUS DISTRESS/
32	FETUS HYPOXIA/
33	or/30-32
34	BLOOD SAMPLING/ or FETUS BLOOD SAMPLING/
35	FETUS BLOOD/
36	PH/ or ARTERIAL PH/ or BLOOD PH/ or PH MEASUREMENT/
37	LACTIC ACID/ or LACTATE BLOOD LEVEL/ or SCALP LACTIC ACID BLOOD LEVEL/
38	SCALP/
39	((f?etal or f?etus) adj3 (lactate? or pH or scalp? or base\$ or acid\$ or alk#i\$)).ti,ab.
40	((f?etal or f?etus) adj3 blood adj3 (gas\$ or sampl\$ or analy\$)).ti,ab.
41	FBS.ti,ab.
42	or/34-41
43	and/33,42
44	BLOOD GAS ANALYSIS/
45	exp "DISORDERS OF ACID BASE BALANCE"/
46	FETUS ACIDOSIS/
47	(blood adj3 (gas\$ or oxygen or carbon dioxide) adj3 analy\$).ti,ab.
48	((acid base or acid?base or arterio venous or arterio?venous) adj3 (imbalance or equilibrium or status or difference)).ti,ab.
49	or/44-48
50	and/33,49
51	FETAL PH MONITOR/
52	or/43,50-51
53	and/23,29,52
54	limit 53 to english language
55	conference abstract.pt.
56	letter.pt. or LETTER/
57	note.pt.
58	editorial.pt.
59	(letter or comment* or abstracts).ti.
60	or/55-59
61	RANDOMIZED CONTROLLED TRIAL/ or random*.ti,ab.
62	60 not 61
63	ANIMAL/ not HUMAN/
64	NONHUMAN/
65	exp ANIMAL EXPERIMENT/
66	exp EXPERIMENTAL ANIMAL/
67	ANIMAL MODEL/
68	exp RODENT/
69	(rat or rats or mouse or mice).ti.
70	or/62-69
71	54 not 70
72	and/17,71

## E.12 Mode of birth

- E.12.1 For women who present in suspected or diagnosed preterm labour (who have not planned antenatally to give birth by caesarean section (CS) and for whom there are no other known indications for CS birth), what is the clinical**

## effectiveness of deciding to carry out a CS compared with deciding to allow vaginal birth?

Date of initial search: 21 November 2013

Date of re-run: 27 February 2015

Database: Medline

Name of search: PTLB\_mode\_birth\_RERUN3\_medline\_270215

#	Searches
1	exp OBSTETRIC LABOR, PREMATURE/
2	exp INFANT, PREMATURE/
3	exp INFANT, LOW BIRTH WEIGHT/
4	(infant adj premature).hw.
5	(pre term or preterm or pre matur\$ or prematur\$ or pre#mie? or premie or premies or low birth weight? or low birthweight? or LBW? or VLBW?).ti,ab.
6	or/1-5
7	DELIVERY, OBSTETRIC/
8	((mode? or method? or route?) adj2 (deliver\$ or birth)).ti,ab.
9	or/7-8
10	CAESAREAN SECTION/
11	(c?esar#an\$ or c section\$ or csection\$).ti,ab.
12	(deliver\$ adj3 abdom\$).ti,ab.
13	or/10-12
14	TRIAL OF LABOR/
15	exp LABOR PRESENTATION/
16	exp EXTRACTION, OBSTETRICAL/
17	((vagina\$ or instrument\$ or operative\$) adj3 (birth or deliver\$)).ti,ab.
18	(vacuum\$ adj3 (extract\$ or deliver\$ or cup\$)).ti,ab.
19	(forcep\$ or ventouse\$).ti,ab.
20	or/14-19
21	and/6,9,13,20
22	CESAREAN SECTION/ and (LABOR, OBSTETRIC/ or EXTRACTION, OBSTETRICAL/)
23	c?esar#an\$.ti.
24	(vagina\$ adj3 (birth or deliver\$)).ti.
25	and/23-24
26	or/22,25
27	and/6,26
28	6 and ((mode? or method? or route?) adj2 (deliver\$ or birth)).ti.
29	*CAESAREAN SECTION/sn, td, ut [Statistics & numerical data, Trends, Utilization]
30	(c?esar#an\$ adj3 rate?).ti.
31	or/29-30
32	and/6,31
33	*CAESAREAN SECTION/ and (PREGNANCY OUTCOME/ or MATERNAL MORTALITY/ or INFANT MORTALITY/ or FETAL DEATH/ep or INFANT, PREMATURE, DISEASES/ep, et) [Epidemiology, Etiology]
34	*CESAREAN SECTION/ae, mo [Adverse effects, Mortality]
35	(c?esar#an\$ adj5 outcome?).ti.
36	or/33-35
37	and/6,36
38	or/21,27-28,32,37
39	limit 38 to english language
40	LETTER/
41	EDITORIAL/
42	NEWS/
43	exp HISTORICAL ARTICLE/
44	ANECDOTES AS TOPIC/
45	COMMENT/
46	CASE REPORT/
47	(letter or comment* or abstracts).ti.
48	or/40-47
49	RANDOMIZED CONTROLLED TRIAL/ or random*.ti,ab.
50	48 not 49
51	ANIMALS/ not HUMANS/
52	exp ANIMALS, LABORATORY/
53	exp ANIMAL EXPERIMENTATION/
54	exp MODELS, ANIMAL/
55	exp RODENTIA/
56	(rat or rats or mouse or mice).ti.
57	or/50-56

#	Searches
58	39 not 57

Date of initial search: 21 November 2013

Date of re-run: 27 February 2015

Database: Medline In-Process

Name of search: PTLB\_mode\_birth\_RERUN3\_mip\_270215

#	Searches
1	(pre term or preterm or pre matur\$ or prematur\$ or pre#mie? or premie or premies or low birth weight? or low birthweight? or LBW? or VLBW?).ti,ab.
2	((mode? or method? or route?) adj2 (deliver\$ or birth)).ti,ab.
3	(c?esar#an\$ or c section\$ or csection\$).ti,ab.
4	(deliver\$ adj3 abdom\$).ti,ab.
5	or/3-4
6	((vagina\$ or instrument\$ or operative\$) adj3 (birth or deliver\$)).ti,ab.
7	(vacuum\$ adj3 (extract\$ or deliver\$ or cup\$)).ti,ab.
8	(forcep\$ or ventouse\$).ti,ab.
9	or/6-8
10	and/1-2,5,9
11	c?esar#an\$.ti.
12	(vagina\$ adj3 (birth or deliver\$)).ti.
13	and/1,11-12
14	1 and ((mode? or method? or route?) adj2 (deliver\$ or birth)).ti.
15	1 and (c?esar#an\$ adj3 rate?).ti.
16	1 and (c?esar#an\$ adj5 outcome?).ti.
17	or/13-16

Date of initial search: 21 November 2013

Date of re-run: 27 February 2015

Database: Cochrane Central Register of Controlled Trials

Name of search: PTLB\_mode\_birth\_RERUN3\_cctr\_270215

#	Searches
1	exp OBSTETRIC LABOR, PREMATURE/
2	exp INFANT, PREMATURE/
3	exp INFANT, LOW BIRTH WEIGHT/
4	(infant adj premature).hw.
5	(pre term or preterm or pre matur\$ or prematur\$ or pre#mie? or premie or premies or low birth weight? or low birthweight? or LBW? or VLBW?).ti,ab.
6	or/1-5
7	DELIVERY, OBSTETRIC/
8	((mode? or method? or route?) adj2 (deliver\$ or birth)).ti,ab.
9	or/7-8
10	CAESAREAN SECTION/
11	(c?esar#an\$ or c section\$ or csection\$).ti,ab.
12	(deliver\$ adj3 abdom\$).ti,ab.
13	or/10-12
14	TRIAL OF LABOR/
15	exp LABOR PRESENTATION/
16	exp EXTRACTION, OBSTETRICAL/
17	((vagina\$ or instrument\$ or operative\$) adj3 (birth or deliver\$)).ti,ab.
18	(vacuum\$ adj3 (extract\$ or deliver\$ or cup\$)).ti,ab.
19	(forcep\$ or ventouse\$).ti,ab.
20	or/14-19
21	and/6,9,13,20
22	CESAREAN SECTION/ and (LABOR, OBSTETRIC/ or EXTRACTION, OBSTETRICAL/)
23	c?esar#an\$.ti.
24	(vagina\$ adj3 (birth or deliver\$)).ti.
25	and/23-24
26	or/22,25



#	Searches
27	and/6,26
28	6 and ((mode? or method? or route?) adj2 (deliver\$ or birth)).ti.
29	*CAESAREAN SECTION/sn, td, ut [Statistics & numerical data, Trends, Utilization]
30	(c?esar#an\$ adj3 rate?).ti.
31	or/29-30
32	and/6,31
33	*CAESAREAN SECTION/ and (PREGNANCY OUTCOME/ or MATERNAL MORTALITY/ or INFANT MORTALITY/ or FETAL DEATH/ep or INFANT, PREMATURE, DISEASES/ep, et) [Epidemiology, Etiology]
34	*CESAREAN SECTION/ae, mo [Adverse effects, Mortality]
35	(c?esar#an\$ adj5 outcome?).ti.
36	or/33-35
37	and/6,36
38	or/21,27-28,32,37

Date of initial search: 21 November 2013

Date of re-run: 27 February 2015

Database: Cochrane Database of Systematic Reviews, Database of Abstracts of Reviews of Effects

Name of search: PTLB\_mode\_birth\_RERUN3\_cdsrdare\_270215

#	Searches
1	(pre term or preterm or pre matur\$ or prematur\$ or pre#mie? or premie or premies or low birth weight? or low birthweight? or LBW? or VLBW?).ti,kw.
2	DELIVERY.kw.
3	((mode? or method? or route?) adj2 (deliver\$ or birth)).tw,tx.
4	or/2-3
5	(c?esar#an\$ or c section\$ or csection\$).tw,tx,kw.
6	(deliver\$ adj3 abdom\$).tw,tx.
7	or/5-6
8	(CHILDBIRTH or LABOR).kw.
9	(MALPRESENTATION or BREECH PRESENTATION).kw.
10	(EXTRACTION, OBSTETRICAL or BREECH EXTRACTION).kw.
11	((vagina\$ or instrument\$ or operative\$) adj3 (birth or deliver\$)).tw,tx,kw.
12	(vacuum\$ adj3 (extract\$ or deliver\$ or cup\$)).tw,tx,kw.
13	(forcep\$ or ventouse\$).tw,tx,kw.
14	or/8-13
15	and/1,4,7,14
16	CESAREAN SECTION.kw.
17	(LABOR or EXTRACTION, OBSTETRICAL or INSTRUMENTAL DELIVERY).kw.
18	and/16-17
19	c?esar#an\$.ti.
20	(vagina\$ adj3 (birth or deliver\$)).ti.
21	and/19-20
22	or/18,21
23	and/1,22
24	1 and ((mode? or method? or route?) adj2 (deliver\$ or birth)).ti.
25	1 and (c?esar#an\$ adj3 rate?).ti.
26	CAESAREAN SECTION.kw.
27	(PREGNANCY OUTCOME or MATERNAL MORTALITY or INFANT MORTALITY or FETAL MORTALITY or FETAL DEATH or FETUS DEATH or INFANT, PREMATURE, DISEASES).kw.
28	and/26-27
29	(c?esar#an\$ adj5 outcome?).ti.
30	or/28-29
31	and/1,30
32	or/15,23-25,31

Date of initial search: 21 November 2013

Date of re-run: 27 February 2015

Database: Health Technology Assessment

Name of search: PTLB\_mode\_birth\_RERUN3\_hta\_270215

#	Searches
1	exp OBSTETRIC LABOR, PREMATURE/
2	exp INFANT, PREMATURE/
3	exp INFANT, LOW BIRTH WEIGHT/
4	(infant adj premature).hw.
5	(pre term or preterm or pre matur\$ or prematur\$ or pre#mie? or premie or premies or low birth weight? or low birthweight? or LBW? or VLBW?).tw.
6	or/1-5
7	DELIVERY, OBSTETRIC/
8	((mode? or method? or route?) adj2 (deliver\$ or birth)).tw.
9	or/7-8
10	CAESAREAN SECTION/
11	(c?esar#an\$ or c section\$ or csection\$).tw.
12	(deliver\$ adj3 abdom\$).tw.
13	or/10-12
14	TRIAL OF LABOR/
15	exp LABOR PRESENTATION/
16	exp EXTRACTION, OBSTETRICAL/
17	((vagina\$ or instrument\$ or operative\$) adj3 (birth or deliver\$)).tw.
18	(vacuum\$ adj3 (extract\$ or deliver\$ or cup\$)).tw.
19	(forcep\$ or ventouse\$).tw.
20	or/14-19
21	and/6,9,13,20
22	CESAREAN SECTION/ and (LABOR, OBSTETRIC/ or EXTRACTION, OBSTETRICAL/)
23	c?esar#an\$.ti.
24	(vagina\$ adj3 (birth or deliver\$)).ti.
25	and/23-24
26	or/22,25
27	and/6,26
28	6 and ((mode? or method? or route?) adj2 (deliver\$ or birth)).ti.
29	*CAESAREAN SECTION/sn, td, ut [Statistics & numerical data, Trends, Utilization]
30	(c?esar#an\$ adj3 rate?).ti.
31	or/29-30
32	and/6,31
33	*CAESAREAN SECTION/ and (PREGNANCY OUTCOME/ or MATERNAL MORTALITY/ or INFANT MORTALITY/ or FETAL DEATH/ep or INFANT, PREMATURE, DISEASES/ep, et) [Epidemiology, Etiology]
34	*CESAREAN SECTION/ae, mo [Adverse effects, Mortality]
35	(c?esar#an\$ adj5 outcome?).ti.
36	or/33-35
37	and/6,36
38	or/21,27-28,32,37

Date of initial search: 21 November 2013

Date of re-run: 27 February 2015

Database: Embase

Name of search: PTLB\_mode\_birth\_RERUN3\_embase\_270215

#	Searches
1	exp "IMMATURE AND PREMATURE LABOR"/
2	exp LOW BIRTH WEIGHT/
3	(infant adj premature).hw.
4	(pre term or preterm or pre matur\$ or prematur\$ or pre#mie? or premie or premies or low birth weight? or low birthweight? or LBW? or VLBW?).ti,ab.
5	or/1-4
6	DELIVERY/
7	((mode? or method? or route?) adj2 (deliver\$ or birth)).ti,ab.
8	or/6-7
9	*CESAREAN SECTION/
10	(c?esar#an\$ or c section\$ or csection\$).ti,ab.
11	(deliver\$ adj3 abdom\$).ti,ab.
12	or/9-11
13	*CHILDBIRTH/
14	*LABOR/
15	"TRIAL OF LABOR"/
16	MALPRESENTATION/ or BREECH PRESENTATION/

#	Searches
17	INSTRUMENTAL DELIVERY/
18	BREECH EXTRACTION/
19	FORCEPS DELIVERY/
20	VACUUM EXTRACTION/
21	((vagina\$ or instrument\$ or operative\$) adj3 (birth or deliver\$)).ti,ab.
22	(vacuum\$ adj3 (extract\$ or deliver\$ or cup\$)).ti,ab.
23	(forcep\$ or ventouse\$).ti,ab.
24	or/13-23
25	and/5,8,12,24
26	CESAREAN SECTION/ and (LABOR/ or BREECH EXTRACTION/)
27	c?esar#an\$.ti.
28	(vagina\$ adj3 (birth or deliver\$)).ti.
29	and/27-28
30	or/26,29
31	and/5,30
32	5 and ((mode? or method? or route?) adj2 (deliver\$ or birth)).ti.
33	5 and (c?esar#an\$ adj3 rate?).ti.
34	*CESAREAN SECTION/ and (PREGNANCY OUTCOME/ or MATERNAL MORTALITY/ or INFANT MORTALITY/ or FETAL MORTALITY/ or FETUS DEATH/)
35	*CESAREAN SECTION/ae [Adverse drug reaction]
36	(c?esar#an\$ adj5 outcome?).ti.
37	or/34-36
38	and/5,37
39	or/25,31-33,38
40	limit 39 to english language
41	conference abstract.pt.
42	letter.pt. or LETTER/
43	note.pt.
44	editorial.pt.
45	CASE REPORT/ or CASE STUDY/
46	(letter or comment* or abstracts).ti.
47	or/41-46
48	RANDOMIZED CONTROLLED TRIAL/ or random*.ti,ab.
49	47 not 48
50	ANIMAL/ not HUMAN/
51	NONHUMAN/
52	exp ANIMAL EXPERIMENT/
53	exp EXPERIMENTAL ANIMAL/
54	ANIMAL MODEL/
55	exp RODENT/
56	(rat or rats or mouse or mice).ti.
57	or/49-56
58	40 not 57

### E.12.1.1 Health economics search

Date of initial search: 26 November 2013

Date of re-run: 27 February 2015

Database: Medline

Name of search: PTLB\_mode\_birth\_economics\_RERUN3\_medline\_270215

#	Searches
1	ECONOMICS/
2	VALUE OF LIFE/
3	exp "COSTS AND COST ANALYSIS"/
4	exp ECONOMICS, HOSPITAL/
5	exp ECONOMICS, MEDICAL/
6	exp RESOURCE ALLOCATION/
7	ECONOMICS, NURSING/
8	ECONOMICS, PHARMACEUTICAL/
9	exp "FEES AND CHARGES"/
10	exp BUDGETS/
11	budget*.ti,ab.
12	cost*.ti,ab.
13	(economic* or pharmaco?economic*).ti,ab.

#	Searches
14	(price* or pricing*).ti,ab.
15	(financ* or fee or fees or expenditure* or saving*).ti,ab.
16	(value adj2 (money or monetary)).ti,ab.
17	resourc* allocat*.ti,ab.
18	(fund or funds or funding* or funded).ti,ab.
19	(ration or rations or rationing* or rationed).ti,ab.
20	ec.fs.
21	or/1-20
22	exp OBSTETRIC LABOR, PREMATURE/
23	exp INFANT, PREMATURE/
24	exp INFANT, LOW BIRTH WEIGHT/
25	(infant adj premature).hw.
26	(pre term or preterm or pre matur\$ or prematur\$ or pre#mie? or premie or premies or low birth weight? or low birthweight? or LBW? or VLBW?).ti,ab.
27	or/22-26
28	DELIVERY, OBSTETRIC/
29	((mode? or method? or route?) adj2 (deliver\$ or birth)).ti,ab.
30	or/28-29
31	CAESAREAN SECTION/
32	(c?esar#an\$ or c section\$ or csection\$).ti,ab.
33	(deliver\$ adj3 abdom\$).ti,ab.
34	or/31-33
35	TRIAL OF LABOR/
36	exp LABOR PRESENTATION/
37	exp EXTRACTION, OBSTETRICAL/
38	((vagina\$ or instrument\$ or operative\$) adj3 (birth or deliver\$)).ti,ab.
39	(vacuum\$ adj3 (extract\$ or deliver\$ or cup\$)).ti,ab.
40	(forcep\$ or ventouse\$).ti,ab.
41	or/35-40
42	and/27,30,34,41
43	CESAREAN SECTION/ and (LABOR, OBSTETRIC/ or EXTRACTION, OBSTETRICAL/)
44	c?esar#an\$.ti.
45	(vagina\$ adj3 (birth or deliver\$)).ti.
46	and/44-45
47	or/43,46
48	and/27,47
49	27 and ((mode? or method? or route?) adj2 (deliver\$ or birth)).ti.
50	*CAESAREAN SECTION/sn, td, ut [Statistics & numerical data, Trends, Utilization]
51	(c?esar#an\$ adj3 rate?).ti.
52	or/50-51
53	and/27,52
54	*CAESAREAN SECTION/ and (PREGNANCY OUTCOME/ or MATERNAL MORTALITY/ or INFANT MORTALITY/ or FETAL DEATH/ep or INFANT, PREMATURE, DISEASES/ep, et) [Epidemiology, Etiology]
55	*CESAREAN SECTION/ae, mo [Adverse effects, Mortality]
56	(c?esar#an\$ adj5 outcome?).ti.
57	or/54-56
58	and/27,57
59	or/42,48-49,53,58
60	limit 59 to english language
61	LETTER/
62	EDITORIAL/
63	NEWS/
64	exp HISTORICAL ARTICLE/
65	ANECDOTES AS TOPIC/
66	COMMENT/
67	CASE REPORT/
68	(letter or comment* or abstracts).ti.
69	or/61-68
70	RANDOMIZED CONTROLLED TRIAL/ or random*.ti,ab.
71	69 not 70
72	ANIMALS/ not HUMANS/
73	exp ANIMALS, LABORATORY/
74	exp ANIMAL EXPERIMENTATION/
75	exp MODELS, ANIMAL/
76	exp RODENTIA/
77	(rat or rats or mouse or mice).ti.
78	or/71-77
79	60 not 78
80	and/21,79

Date of initial search: 26 November 2013

Date of re-run: 27 February 2015

Database: Cochrane Central Register of Controlled Trials

Name of search: PTLB\_mode\_birth\_economics\_RERUN3\_cctr\_270215

#	Searches
1	ECONOMICS/
2	VALUE OF LIFE/
3	exp "COSTS AND COST ANALYSIS"/
4	exp ECONOMICS, HOSPITAL/
5	exp ECONOMICS, MEDICAL/
6	exp RESOURCE ALLOCATION/
7	ECONOMICS, NURSING/
8	ECONOMICS, PHARMACEUTICAL/
9	exp "FEES AND CHARGES"/
10	exp BUDGETS/
11	budget*.ti,ab.
12	cost*.ti,ab.
13	(economic* or pharmaco?economic*).ti,ab.
14	(price* or pricing*).ti,ab.
15	(financ* or fee or fees or expenditure* or saving*).ti,ab.
16	(value adj2 (money or monetary)).ti,ab.
17	resourc* allocat*.ti,ab.
18	(fund or funds or funding* or funded).ti,ab.
19	(ration or rations or rationing* or rationed).ti,ab.
20	ec.fs.
21	or/1-20
22	exp OBSTETRIC LABOR, PREMATURE/
23	exp INFANT, PREMATURE/
24	exp INFANT, LOW BIRTH WEIGHT/
25	(infant adj premature).hw.
26	(pre term or preterm or pre matur\$ or prematur\$ or pre#mie? or premie or premies or low birth weight? or low birthweight? or LBW? or VLBW?).ti,ab.
27	or/22-26
28	DELIVERY, OBSTETRIC/
29	((mode? or method? or route?) adj2 (deliver\$ or birth)).ti,ab.
30	or/28-29
31	CAESAREAN SECTION/
32	(c?esar#an\$ or c section\$ or csection\$).ti,ab.
33	(deliver\$ adj3 abdom\$).ti,ab.
34	or/31-33
35	TRIAL OF LABOR/
36	exp LABOR PRESENTATION/
37	exp EXTRACTION, OBSTETRICAL/
38	((vagina\$ or instrument\$ or operative\$) adj3 (birth or deliver\$)).ti,ab.
39	(vacuum\$ adj3 (extract\$ or deliver\$ or cup\$)).ti,ab.
40	(forcep\$ or ventouse\$).ti,ab.
41	or/35-40
42	and/27,30,34,41
43	CESAREAN SECTION/ and (LABOR, OBSTETRIC/ or EXTRACTION, OBSTETRICAL/)
44	c?esar#an\$.ti.
45	(vagina\$ adj3 (birth or deliver\$)).ti.
46	and/44-45
47	or/43,46
48	and/27,47
49	27 and ((mode? or method? or route?) adj2 (deliver\$ or birth)).ti.
50	*CAESAREAN SECTION/sn, td, ut [Statistics & numerical data, Trends, Utilization]
51	(c?esar#an\$ adj3 rate?).ti.
52	or/50-51
53	and/27,52
54	*CAESAREAN SECTION/ and (PREGNANCY OUTCOME/ or MATERNAL MORTALITY/ or INFANT MORTALITY/ or FETAL DEATH/ep or INFANT, PREMATURE, DISEASES/ep, et) [Epidemiology, Etiology]
55	*CESAREAN SECTION/ae, mo [Adverse effects, Mortality]
56	(c?esar#an\$ adj5 outcome?).ti.
57	or/54-56
58	and/27,57

#	Searches
59	or/42,48-49,53,58
60	and/21,59

Date of initial search: 26 November 2013

Date of re-run: 27 February 2015

Database: Health Technology Assessment

Name of search: PTLB\_mode\_birth\_RERUN3\_hta\_270215

#	Searches
1	exp OBSTETRIC LABOR, PREMATURE/
2	exp INFANT, PREMATURE/
3	exp INFANT, LOW BIRTH WEIGHT/
4	(infant adj premature).hw.
5	(pre term or preterm or pre matur\$ or prematur\$ or pre#mie? or premie or premies or low birth weight? or low birthweight? or LBW? or VLBW?).tw.
6	or/1-5
7	DELIVERY, OBSTETRIC/
8	((mode? or method? or route?) adj2 (deliver\$ or birth)).tw.
9	or/7-8
10	CAESAREAN SECTION/
11	(c?esar#an\$ or c section\$ or csection\$).tw.
12	(deliver\$ adj3 abdom\$).tw.
13	or/10-12
14	TRIAL OF LABOR/
15	exp LABOR PRESENTATION/
16	exp EXTRACTION, OBSTETRICAL/
17	((vagina\$ or instrument\$ or operative\$) adj3 (birth or deliver\$)).tw.
18	(vacuum\$ adj3 (extract\$ or deliver\$ or cup\$)).tw.
19	(forcep\$ or ventouse\$).tw.
20	or/14-19
21	and/6,9,13,20
22	CESAREAN SECTION/ and (LABOR, OBSTETRIC/ or EXTRACTION, OBSTETRICAL/)
23	c?esar#an\$.ti.
24	(vagina\$ adj3 (birth or deliver\$)).ti.
25	and/23-24
26	or/22,25
27	and/6,26
28	6 and ((mode? or method? or route?) adj2 (deliver\$ or birth)).ti.
29	*CAESAREAN SECTION/sn, td, ut [Statistics & numerical data, Trends, Utilization]
30	(c?esar#an\$ adj3 rate?).ti.
31	or/29-30
32	and/6,31
33	*CAESAREAN SECTION/ and (PREGNANCY OUTCOME/ or MATERNAL MORTALITY/ or INFANT MORTALITY/ or FETAL DEATH/ep or INFANT, PREMATURE, DISEASES/ep, et) [Epidemiology, Etiology]
34	*CESAREAN SECTION/ae, mo [Adverse effects, Mortality]
35	(c?esar#an\$ adj5 outcome?).ti.
36	or/33-35
37	and/6,36
38	or/21,27-28,32,37

Date of initial search: 26 November 2013

Date of re-run: 27 February 2015

Database: NHS Economic Evaluation Database

Name of search: PTLB\_mode\_birth\_RERUN3\_nhseed\_270215

#	Searches
1	exp OBSTETRIC LABOR, PREMATURE/
2	exp INFANT, PREMATURE/
3	exp INFANT, LOW BIRTH WEIGHT/
4	(infant adj premature).hw.

#	Searches
5	(pre term or preterm or pre matur\$ or prematur\$ or pre#mie? or premie or premies or low birth weight? or low birthweight? or LBW? or VLBW?).tw.
6	or/1-5
7	DELIVERY, OBSTETRIC/
8	((mode? or method? or route?) adj2 (deliver\$ or birth)).tw.
9	or/7-8
10	CAESAREAN SECTION/
11	(c?esar#an\$ or c section\$ or csection\$).tw.
12	(deliver\$ adj3 abdom\$).tw.
13	or/10-12
14	TRIAL OF LABOR/
15	exp LABOR PRESENTATION/
16	exp EXTRACTION, OBSTETRICAL/
17	((vagina\$ or instrument\$ or operative\$) adj3 (birth or deliver\$)).tw.
18	(vacuum\$ adj3 (extract\$ or deliver\$ or cup\$)).tw.
19	(forcep\$ or ventouse\$).tw.
20	or/14-19
21	and/6,9,13,20
22	CESAREAN SECTION/ and (LABOR, OBSTETRIC/ or EXTRACTION, OBSTETRICAL/)
23	c?esar#an\$.ti.
24	(vagina\$ adj3 (birth or deliver\$)).ti.
25	and/23-24
26	or/22,25
27	and/6,26
28	6 and ((mode? or method? or route?) adj2 (deliver\$ or birth)).ti.
29	*CAESAREAN SECTION/sn, td, ut [Statistics & numerical data, Trends, Utilization]
30	(c?esar#an\$ adj3 rate?).ti.
31	or/29-30
32	and/6,31
33	*CAESAREAN SECTION/ and (PREGNANCY OUTCOME/ or MATERNAL MORTALITY/ or INFANT MORTALITY/ or FETAL DEATH/ep or INFANT, PREMATURE, DISEASES/ep, et) [Epidemiology, Etiology]
34	*CESAREAN SECTION/ae, mo [Adverse effects, Mortality]
35	(c?esar#an\$ adj5 outcome?).ti.
36	or/33-35
37	and/6,36
38	or/21,27-28,32,37

Date of initial search: 26 November 2013

Date of re-run: 27 February 2015

Database: Embase

Name of search: PTLB\_mode\_birth\_economics\_RERUN3\_embase\_270215

#	Searches
1	HEALTH ECONOMICS/
2	exp ECONOMIC EVALUATION/
3	exp HEALTH CARE COST/
4	exp FEE/
5	BUDGET/
6	FUNDING/
7	RESOURCE ALLOCATION/
8	budget*.ti,ab.
9	cost*.ti,ab.
10	(economic* or pharmaco?economic*).ti,ab.
11	(price* or pricing*).ti,ab.
12	(financ* or fee or fees or expenditure* or saving*).ti,ab.
13	(value adj2 (money or monetary)).ti,ab.
14	resourc* allocat*.ti,ab.
15	(fund or funds or funding* or funded).ti,ab.
16	(ration or rations or rationing* or rationed).ti,ab.
17	or/1-16
18	exp "IMMATURE AND PREMATURE LABOR"/
19	exp LOW BIRTH WEIGHT/
20	(infant adj premature).hw.
21	(pre term or preterm or pre matur\$ or prematur\$ or pre#mie? or premie or premies or low birth weight? or low birthweight? or LBW? or VLBW?).ti,ab.

#	Searches
22	or/18-21
23	DELIVERY/
24	((mode? or method? or route?) adj2 (deliver\$ or birth)).ti,ab.
25	or/23-24
26	*CESAREAN SECTION/
27	(c?esar#an\$ or c section\$ or csection\$).ti,ab.
28	(deliver\$ adj3 abdom\$).ti,ab.
29	or/26-28
30	*CHILDBIRTH/
31	*LABOR/
32	"TRIAL OF LABOR"/
33	MALPRESENTATION/ or BREECH PRESENTATION/
34	INSTRUMENTAL DELIVERY/
35	BREECH EXTRACTION/
36	FORCEPS DELIVERY/
37	VACUUM EXTRACTION/
38	((vagina\$ or instrument\$ or operative\$) adj3 (birth or deliver\$)).ti,ab.
39	(vacuum\$ adj3 (extract\$ or deliver\$ or cup\$)).ti,ab.
40	(forcep\$ or ventouse\$).ti,ab.
41	or/30-40
42	and/22,25,29,41
43	CESAREAN SECTION/ and (LABOR/ or BREECH EXTRACTION/)
44	c?esar#an\$.ti.
45	(vagina\$ adj3 (birth or deliver\$)).ti.
46	and/44-45
47	or/43,46
48	and/22,47
49	22 and ((mode? or method? or route?) adj2 (deliver\$ or birth)).ti.
50	22 and (c?esar#an\$ adj3 rate?).ti.
51	*CESAREAN SECTION/ and (PREGNANCY OUTCOME/ or MATERNAL MORTALITY/ or INFANT MORTALITY/ or FETAL MORTALITY/ or FETUS DEATH/)
52	*CESAREAN SECTION/ae [Adverse drug reaction]
53	(c?esar#an\$ adj5 outcome?).ti.
54	or/51-53
55	and/22,54
56	or/42,48-50,55
57	limit 56 to english language
58	conference abstract.pt.
59	letter.pt. or LETTER/
60	note.pt.
61	editorial.pt.
62	CASE REPORT/ or CASE STUDY/
63	(letter or comment* or abstracts).ti.
64	or/58-63
65	RANDOMIZED CONTROLLED TRIAL/ or random*.ti,ab.
66	64 not 65
67	ANIMAL/ not HUMAN/
68	NONHUMAN/
69	exp ANIMAL EXPERIMENT/
70	exp EXPERIMENTAL ANIMAL/
71	ANIMAL MODEL/
72	exp RODENT/
73	(rat or rats or mouse or mice).ti.
74	or/66-73
75	57 not 74
76	and/17,75

## E.13 Timing of cord clamping

### E.13.1 In preterm birth, does later cord clamping in active management of the third stage improve maternal and neonatal outcomes compared to earlier/immediate cord clamping?

Date of initial search: 9 April 2013



Date of re-run: 8 March 2015

Database: Medline

Name of search: PTLB\_cord\_clamping\_RERUN3\_medline\_080315

#	Searches
1	exp OBSTETRIC LABOR, PREMATURE/
2	exp INFANT, PREMATURE/
3	exp INFANT, LOW BIRTH WEIGHT/
4	(pre term or pre?term or pre matur\$ or pre?matur\$ or preemie? or low birth weight? or low birthweight? or LBW? or VLBW?).ti,ab.
5	or/1-4
6	exp UMBILICAL CORD/
7	(umbilic\$ or cord\$).ti,ab.
8	or/6-7
9	CONSTRICTION/
10	LIGATION/
11	(cut or cutting or clamp\$ or milk\$ or strip\$ or drain\$).ti,ab.
12	or/9-11
13	TIME FACTORS/
14	(time or timing).ti.
15	(earl\$ or immediat\$ or delay\$ or late\$ or seconds or minute?).ti,ab.
16	or/13-15
17	and/5,8,12,16
18	((cord? or umbilic\$) adj (cut\$ or clamp\$ or milk\$ or strip\$ or drain\$)).ti. and 5
19	((placentof?etal or placento f?etal) adj transf\$).ti.
20	or/17-19
21	limit 20 to english language
22	LETTER/
23	EDITORIAL/
24	NEWS/
25	exp HISTORICAL ARTICLE/
26	ANECDOTES AS TOPIC/
27	COMMENT/
28	CASE REPORT/
29	(letter or comment* or abstracts).ti.
30	or/22-29
31	RANDOMIZED CONTROLLED TRIAL/ or random*.ti,ab.
32	30 not 31
33	ANIMALS/ not HUMANS/
34	exp ANIMALS, LABORATORY/
35	exp ANIMAL EXPERIMENTATION/
36	exp MODELS, ANIMAL/
37	exp RODENTIA/
38	(rat or rats or mouse or mice).ti.
39	or/32-38
40	21 not 39

Date of initial search: 9 April 2013

Date of re-run: 8 March 2015

Database: Medline In-Process

Name of search: PTLB\_cord\_clamping\_RERUN3\_mip\_080315

#	Searches
1	(pre term or pre?term or pre matur\$ or pre?matur\$ or preemie? or low birth weight? or low birthweight? or LBW? or VLBW?).ti,ab.
2	(umbilic\$ or cord\$).ti,ab.
3	(cut or cutting or clamp\$ or milk\$ or strip\$ or drain\$).ti,ab.
4	(time or timing).ti.
5	(earl\$ or immediat\$ or delay\$ or late\$ or seconds or minute?).ti,ab.
6	or/4-5
7	and/1-3,6
8	((cord? or umbilic\$) adj (cut\$ or clamp\$ or milk\$ or strip\$ or drain\$)).ti.
9	((placentof?etal or placento f?etal) adj transf\$).ti.
10	or/7-9

Date of initial search: 9 April 2013

Date of re-run: 8 March 2015

Database: Cochrane Central Register of Controlled Trials

Name of search: PTLB\_cord\_clamping\_RERUN3\_cctr\_080315

#	Searches
1	exp OBSTETRIC LABOR, PREMATURE/
2	exp INFANT, PREMATURE/
3	exp INFANT, LOW BIRTH WEIGHT/
4	(pre term or pre?term or pre matur\$ or pre?matur\$ or preemie? or low birth weight? or low birthweight? or LBW? or VLBW?).ti,ab.
5	or/1-4
6	exp UMBILICAL CORD/
7	(umbilic\$ or cord\$).ti,ab.
8	or/6-7
9	CONstriction/
10	LIGATION/
11	(cut or cutting or clamp\$ or milk\$ or strip\$ or drain\$).ti,ab.
12	or/9-11
13	TIME FACTORS/
14	(time or timing).ti.
15	(earl\$ or immediat\$ or delay\$ or late\$ or seconds or minute?).ti,ab.
16	or/13-15
17	and/5,8,12,16
18	((cord? or umbilic\$) adj (cut\$ or clamp\$ or milk\$ or strip\$ or drain\$)).ti.
19	((placentof?etal or placentof?etal) adj transf\$).ti.
20	or/17-19

Date of initial search: 9 April 2013

Date of re-run: 8 March 2015

Database: Cochrane Database of Systematic Reviews, Database of Abstracts of Reviews of Effects

Name of search: PTLB\_cord\_clamping\_RERUN3\_cdsrdare\_080315

#	Searches
1	OBSTETRIC LABOR, PREMATURE.kw.
2	INFANT, PREMATURE.kw.
3	INFANT, LOW BIRTH WEIGHT.kw.
4	(pre term or pre?term or pre matur\$ or pre?matur\$ or preemie? or low birth weight? or low birthweight? or LBW? or VLBW?).tw,tx,kw.
5	or/1-4
6	UMBILICAL CORD.kw.
7	(umbilic\$ or cord\$).tw,tx,kw.
8	or/6-7
9	CONstriction.kw.
10	LIGATION.kw.
11	(cut or cutting or clamp\$ or milk\$ or strip\$ or drain\$).tw,tx,kw.
12	or/9-11
13	TIME FACTORS.kw.
14	(time or timing).ti,kw.
15	(earl\$ or immediat\$ or delay\$ or late\$ or seconds or minute?).tw,tx.
16	or/13-15
17	and/5,8,12,16
18	((cord? or umbilic\$) adj (cut\$ or clamp\$ or milk\$ or strip\$ or drain\$)).ti.
19	((placentof?etal or placentof?etal) adj transf\$).ti.
20	or/17-19

Date of initial search: 9 April 2013

Date of re-run: 8 March 2015

Database: Health Technology Assessment

Name of search: PTLB\_cord\_clamping\_RERUN3\_hta\_080315

#	Searches
1	exp OBSTETRIC LABOR, PREMATURE/
2	exp INFANT, PREMATURE/
3	exp INFANT, LOW BIRTH WEIGHT/
4	(pre term or pre?term or pre matur\$ or pre?matur\$ or preemie? or low birth weight? or low birthweight? or LBW? or VLBW?).tw.
5	or/1-4
6	exp UMBILICAL CORD/
7	(umbilic\$ or cord\$).tw.
8	or/6-7
9	CONSTRICION/
10	LIGATION/
11	(cut or cutting or clamp\$ or milk\$ or strip\$ or drain\$).tw.
12	or/9-11
13	TIME FACTORS/
14	(time or timing).tw.
15	(earl\$ or immediat\$ or delay\$ or late\$ or seconds or minute?).tw.
16	or/13-15
17	and/5,8,12,16
18	((cord? or umbilic\$) adj (cut\$ or clamp\$ or milk\$ or strip\$ or drain\$)).ti.
19	((placentof?etal or placento f?etal) adj transf\$).ti.
20	or/17-19

Date of initial search: 9 April 2013

Date of re-run: 8 March 2015

Database: Embase

Name of search: PTLB\_cord\_clamping\_RERUN3\_embase\_080315

#	Searches
1	exp "IMMATURE AND PREMATURE LABOR"/
2	exp LOW BIRTH WEIGHT/
3	(pre term or pre?term or pre matur\$ or pre?matur\$ or preemie? or low birth weight? or low birthweight? or LBW? or VLBW?).ti,ab.
4	or/1-3
5	exp UMBILICAL CORD/
6	(umbilic\$ or cord\$).ti,ab.
7	or/5-6
8	exp CLAMP/
9	LIGATION/
10	(cut or cutting or clamp\$ or milk\$ or strip\$ or drain\$).ti,ab.
11	or/8-10
12	exp TIME/
13	(time or timing).ti.
14	(earl\$ or immediat\$ or delay\$ or late\$ or seconds or minute?).ti,ab.
15	or/12-14
16	and/4,7,11,15
17	((cord? or umbilic\$) adj (cut\$ or clamp\$ or milk\$ or strip\$ or drain\$)).ti. and 4
18	((placentof?etal or placento f?etal) adj transf\$).ti.
19	or/16-18
20	limit 19 to english language
21	conference abstract.pt.
22	letter.pt. or LETTER/
23	note.pt.
24	editorial.pt.
25	CASE REPORT/ or CASE STUDY/
26	(letter or comment* or abstracts).ti.
27	or/21-26
28	RANDOMIZED CONTROLLED TRIAL/ or random*.ti,ab.
29	27 not 28
30	ANIMAL/ not HUMAN/
31	NONHUMAN/

#	Searches
32	exp ANIMAL EXPERIMENT/
33	exp EXPERIMENTAL ANIMAL/
34	ANIMAL MODEL/
35	exp RODENT/
36	(rat or rats or mouse or mice).ti.
37	or/29-36
38	20 not 37

Date of initial search: 9 April 2013

Date of re-run: 8 March 2015

Database: Cumulative Index to Nursing and Allied Health Literature

Name of search: PTLB\_cord\_clamping\_RERUN3\_cinahl\_080315

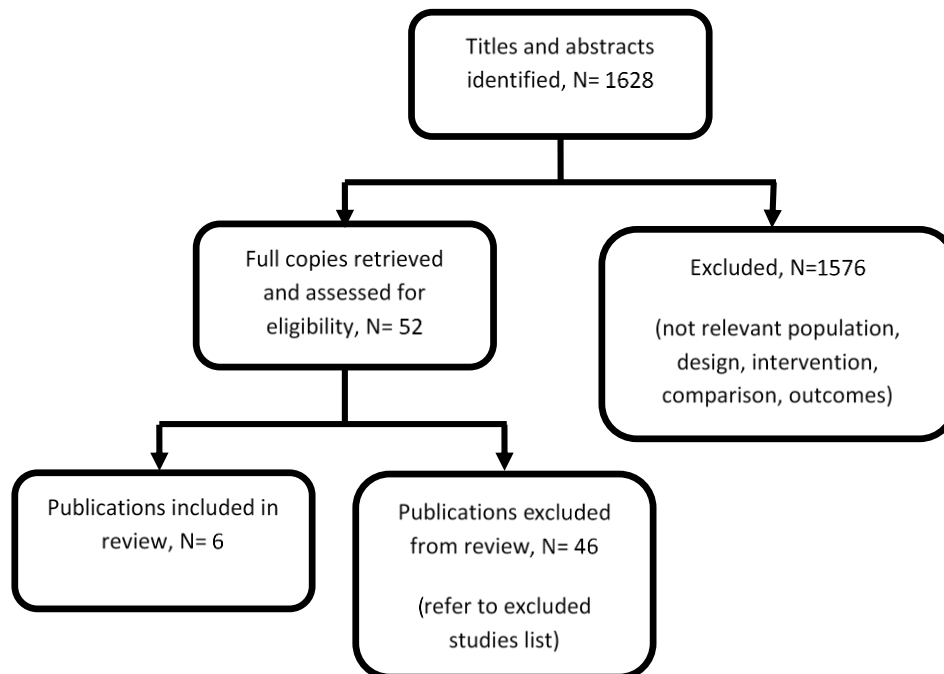
#	Query	Limiters/Expanders	Last Run Via
S28	S27	Limiters - Exclude MEDLINE records Search modes - Boolean/Phrase	Interface - EBSCOhost Research Databases Search Screen - Advanced Search Database - CINAHL with Full Text
S27	S23 OR S24 OR S25 OR S26	Search modes - Boolean/Phrase	Interface - EBSCOhost Research Databases Search Screen - Advanced Search Database - CINAHL with Full Text
S26	TI (placentof#etal N3 transf*) or TI (placento fetal N3 transf*) or TI (placento foetal N3 transf*)	Search modes - Boolean/Phrase	Interface - EBSCOhost Research Databases Search Screen - Advanced Search Database - CINAHL with Full Text
S25	TI (umbilic* N3 cut*) or TI (umbilic* N3 clamp*) or TI (umbilic* N3 milk*) or TI (umbilic* N3 strip*) or TI (umbilic* N3 drain*)	Search modes - Boolean/Phrase	Interface - EBSCOhost Research Databases Search Screen - Advanced Search Database - CINAHL with Full Text
S24	TI (cord* N3 cut*) or TI (cord* N3 clamp*) or TI (cord* N3 milk*) or TI (cord* N3 strip*) or TI (cord* N3 drain*)	Search modes - Boolean/Phrase	Interface - EBSCOhost Research Databases Search Screen - Advanced Search Database - CINAHL with Full Text
S23	S7 AND S17 AND S22	Search modes - Boolean/Phrase	Interface - EBSCOhost Research Databases Search Screen - Advanced Search Database - CINAHL with Full Text
S22	S18 OR S19 OR S20 OR S21	Search modes - Boolean/Phrase	Interface - EBSCOhost Research Databases Search Screen - Advanced Search Database - CINAHL with Full Text
S21	AB (earl* or immediat* or delay* or late* or seconds or minute#)	Search modes - Boolean/Phrase	Interface - EBSCOhost Research Databases Search Screen - Advanced Search Database - CINAHL with Full Text
S20	TI (earl* or immediat* or delay* or late* or seconds or minute#)	Search modes - Boolean/Phrase	Interface - EBSCOhost Research Databases Search Screen - Advanced Search Database - CINAHL with Full Text
S19	TI (time or timing) or AB (time or timing)	Search modes -	Interface - EBSCOhost

#	Query	Limiters/Expanders	Last Run Via
		Boolean/Phrase	Research Databases Search Screen - Advanced Search Database - CINAHL with Full Text
S18	MH TIME FACTORS	Search modes - Boolean/Phrase	Interface - EBSCOhost Research Databases Search Screen - Advanced Search Database - CINAHL with Full Text
S17	S15 OR S16	Search modes - Boolean/Phrase	Interface - EBSCOhost Research Databases Search Screen - Advanced Search Database - CINAHL with Full Text
S16	MH UMBILICAL CORD CLAMPING OR MH UMBILICAL CORD CARE	Search modes - Boolean/Phrase	Interface - EBSCOhost Research Databases Search Screen - Advanced Search Database - CINAHL with Full Text
S15	S10 AND S14	Search modes - Boolean/Phrase	Interface - EBSCOhost Research Databases Search Screen - Advanced Search Database - CINAHL with Full Text
S14	S11 OR S12 OR S13	Search modes - Boolean/Phrase	Interface - EBSCOhost Research Databases Search Screen - Advanced Search Database - CINAHL with Full Text
S13	AB (cut or cutting or clamp* or milk* or strip* or drain*)	Search modes - Boolean/Phrase	Interface - EBSCOhost Research Databases Search Screen - Advanced Search Database - CINAHL with Full Text
S12	TI (cut or cutting or clamp* or milk* or strip* or drain*)	Search modes - Boolean/Phrase	Interface - EBSCOhost Research Databases Search Screen - Advanced Search Database - CINAHL with Full Text
S11	MH SURGICAL INSTRUMENTS	Search modes - Boolean/Phrase	Interface - EBSCOhost Research Databases Search Screen - Advanced Search Database - CINAHL with Full Text
S10	S8 OR S9	Search modes - Boolean/Phrase	Interface - EBSCOhost Research Databases Search Screen - Advanced Search Database - CINAHL with Full Text
S9	TI (umbilic* or cord*) or AB (umbilic* or cord*)	Search modes - Boolean/Phrase	Interface - EBSCOhost Research Databases Search Screen - Advanced Search Database - CINAHL with Full Text
S8	MH UMBILICAL CORD+	Search modes - Boolean/Phrase	Interface - EBSCOhost Research Databases Search Screen - Advanced Search Database - CINAHL with Full Text
S7	S1 OR S2 OR S3 OR S4 OR S5 OR S6	Search modes - Boolean/Phrase	Interface - EBSCOhost Research Databases Search Screen - Advanced Search

#	Query	Limiters/Expanders	Last Run Via
			Database - CINAHL with Full Text
S6	AB (pre term or preterm or pre matur* or prematur* or preemie# or low birth weight# or low birthweight# or LBW# or VLBW#)	Search modes - Boolean/Phrase	Interface - EBSCOhost Research Databases Search Screen - Advanced Search Database - CINAHL with Full Text
S5	TI (pre term or preterm or pre matur* or prematur* or preemie# or low birth weight# or low birthweight# or LBW# or VLBW#)	Search modes - Boolean/Phrase	Interface - EBSCOhost Research Databases Search Screen - Advanced Search Database - CINAHL with Full Text
S4	MH INFANT, LOW BIRTH WEIGHT+	Search modes - Boolean/Phrase	Interface - EBSCOhost Research Databases Search Screen - Advanced Search Database - CINAHL with Full Text
S3	MH INFANT, PREMATURE	Search modes - Boolean/Phrase	Interface - EBSCOhost Research Databases Search Screen - Advanced Search Database - CINAHL with Full Text
S2	MH CHILDBIRTH, PREMATURE	Search modes - Boolean/Phrase	Interface - EBSCOhost Research Databases Search Screen - Advanced Search Database - CINAHL with Full Text
S1	MH LABOR, PREMATURE	Search modes - Boolean/Phrase	Interface - EBSCOhost Research Databases Search Screen - Advanced Search Database - CINAHL with Full Text

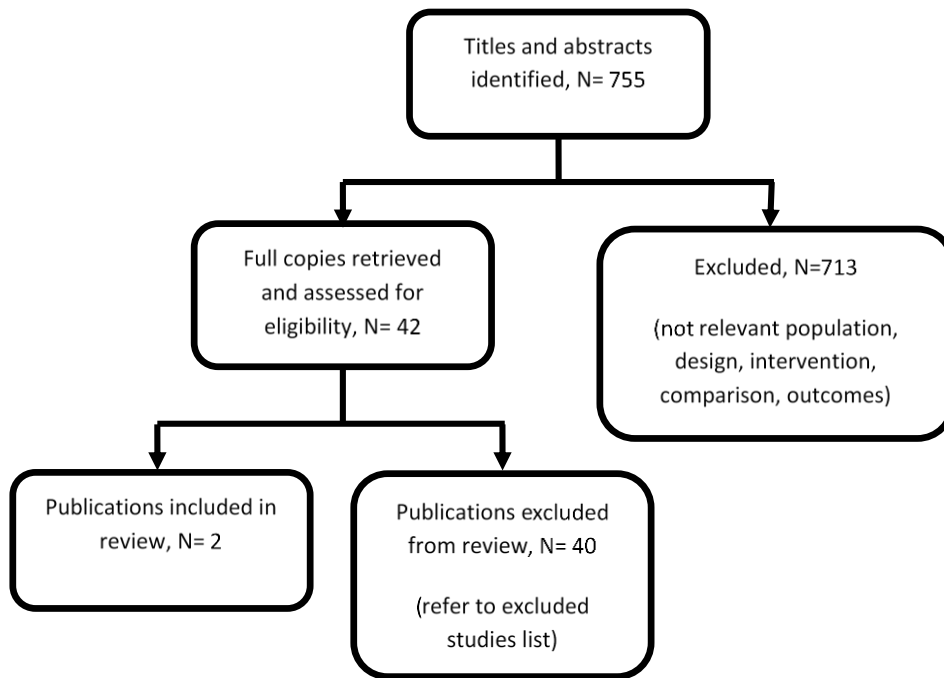
## Appendix F: PRISMA flow diagrams

### F.1 Information and support

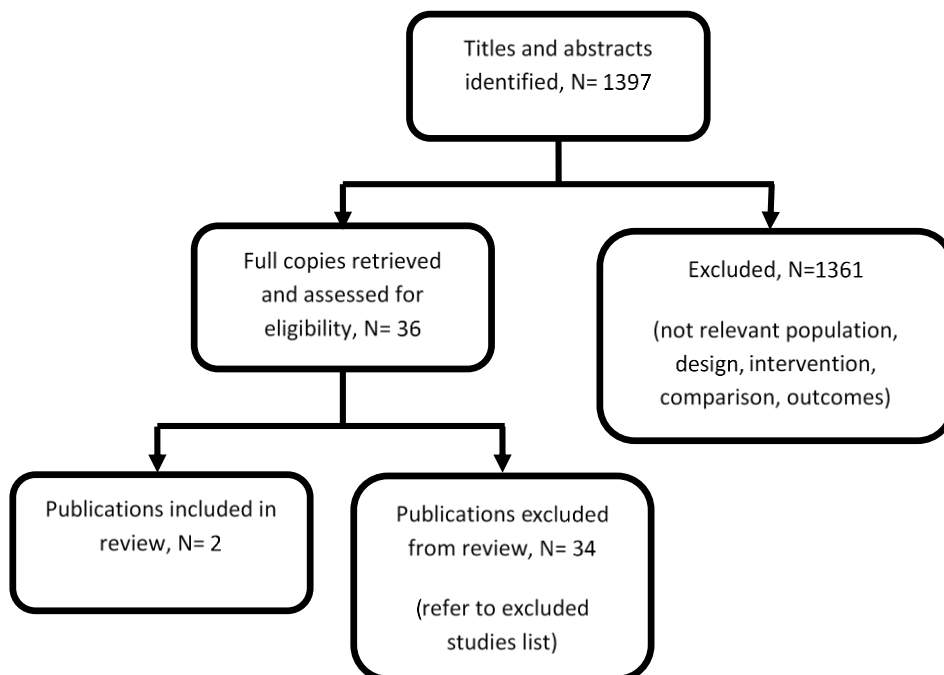


### F.2 Prophylactic vaginal progesterone and prophylactic cervical cerclage

#### F.2.1 Prophylactic progesterone

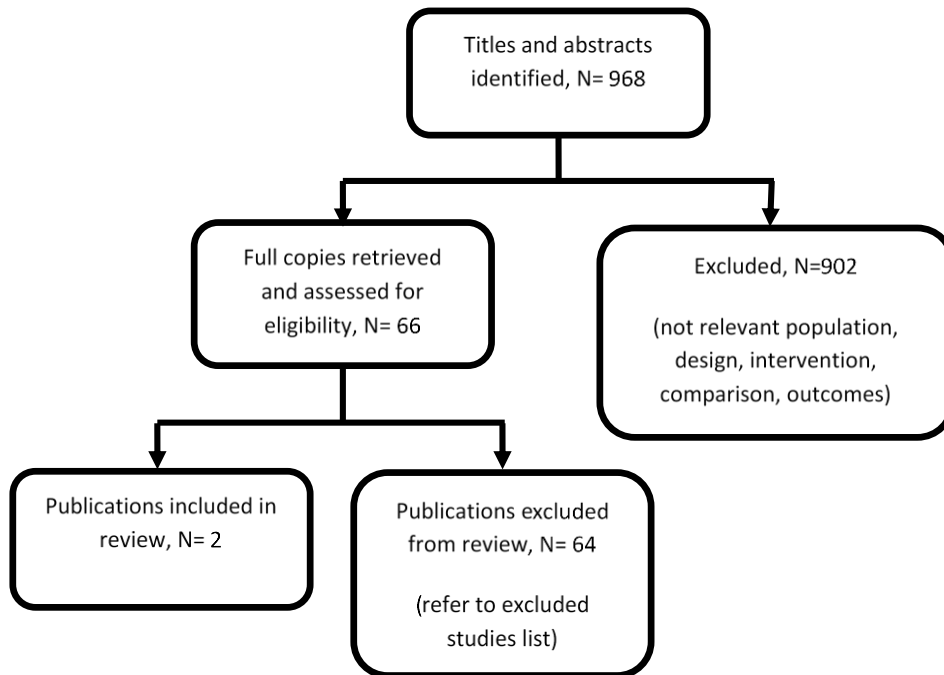


## F.2.2 Prophylactic cervical cerclage

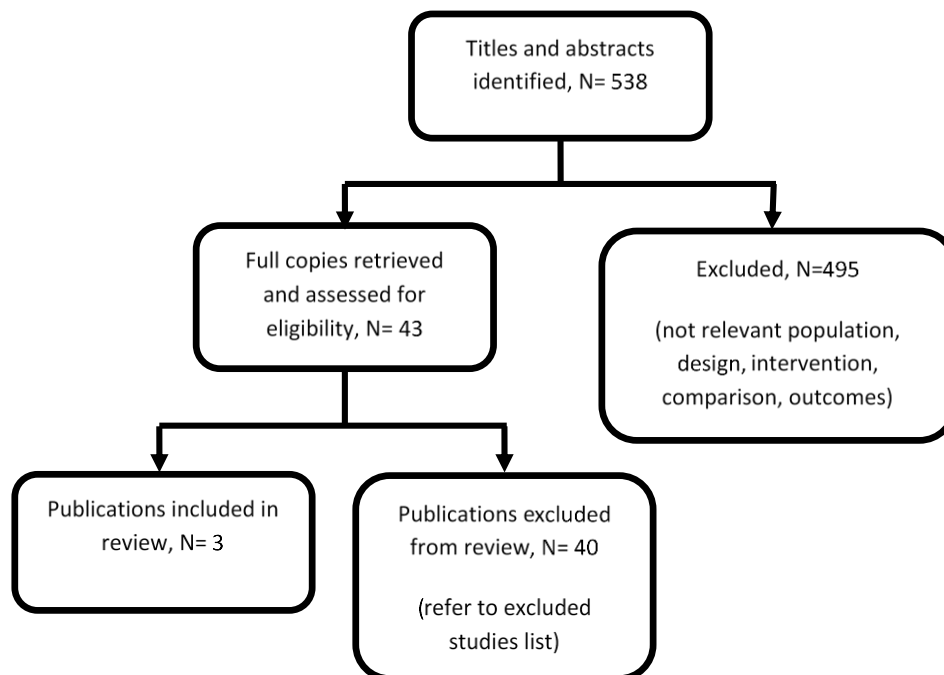




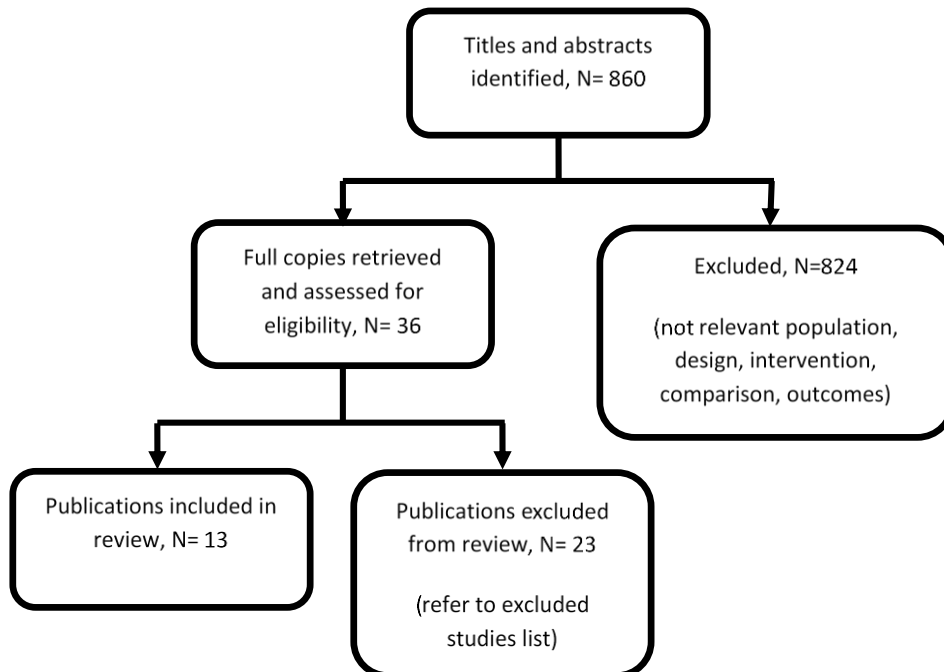
### F.3 Diagnosis of preterm prelabour rupture of membranes (P-PROM)



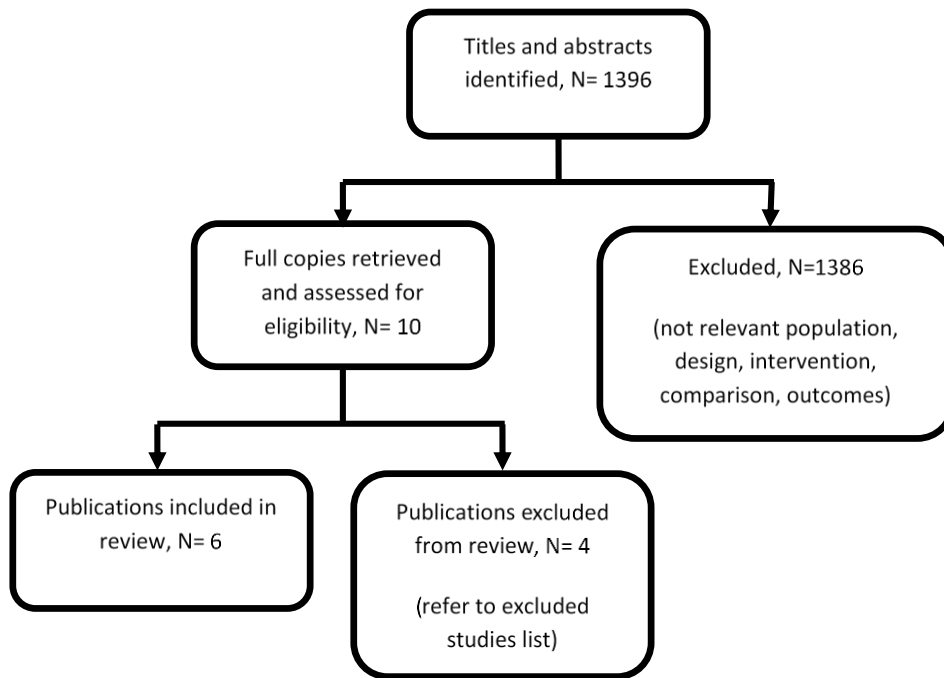
## F.4 Antenatal prophylactic antibiotics for women with P-PROM



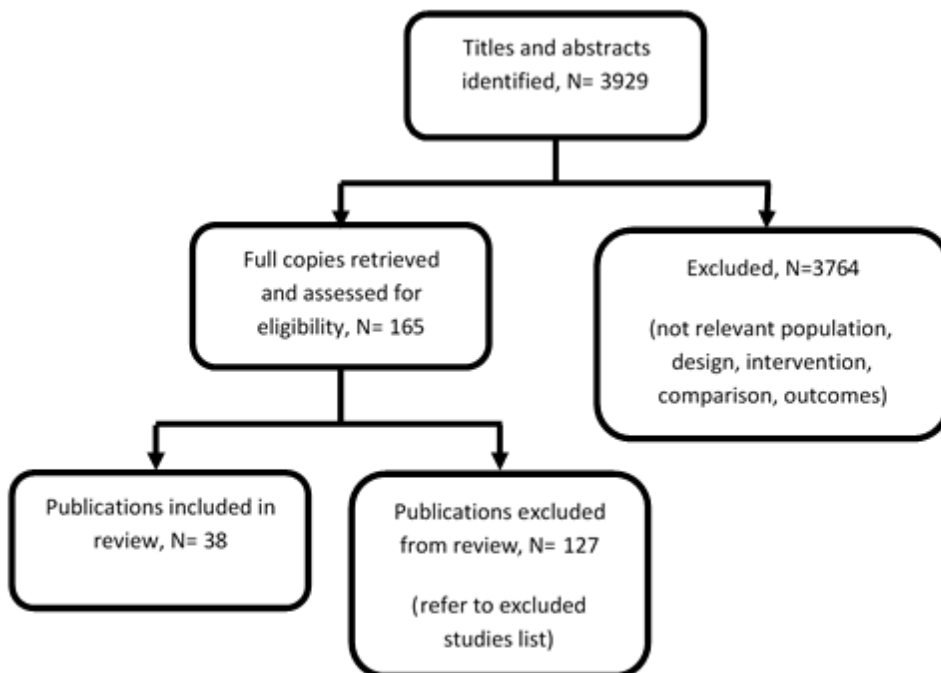
## F.5 Identifying infection in women with P-PROM



## F.6 'Rescue' cervical cerclage

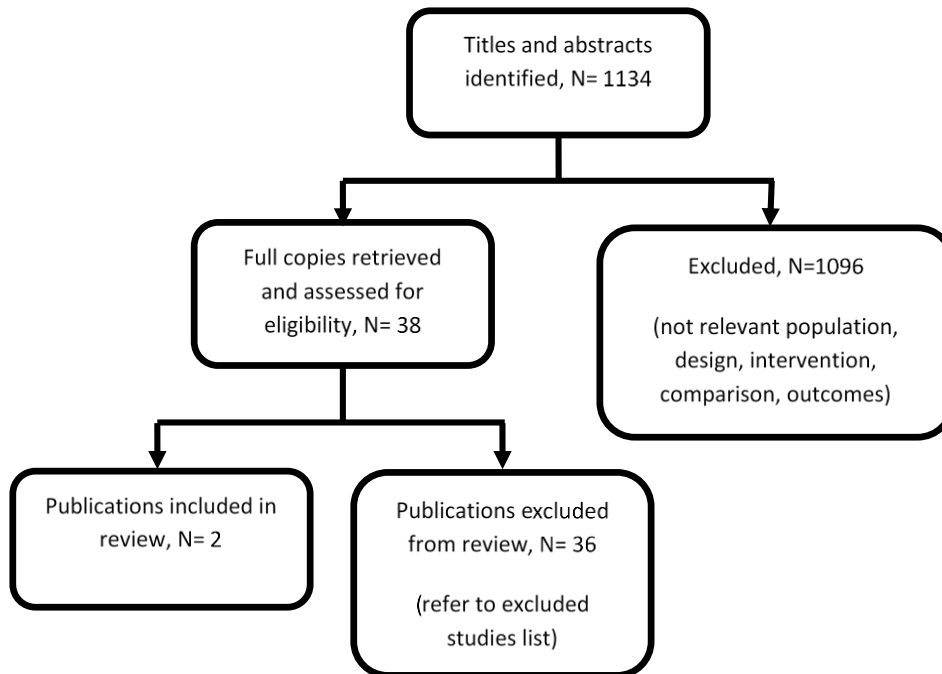


## F.7 Diagnosing preterm labour for women with intact membranes

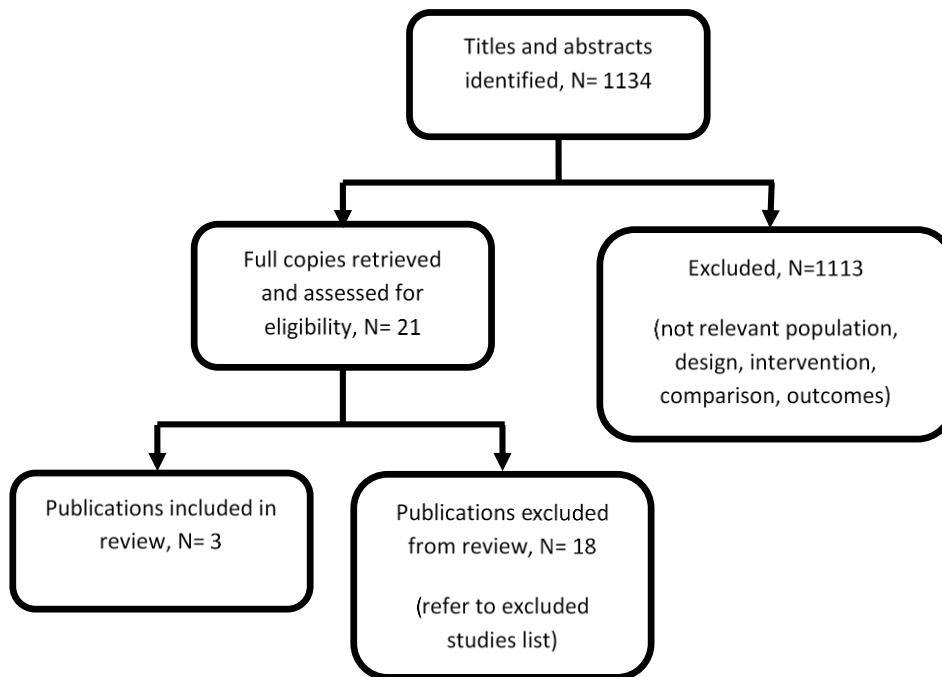


## F.8 Maternal corticosteroids

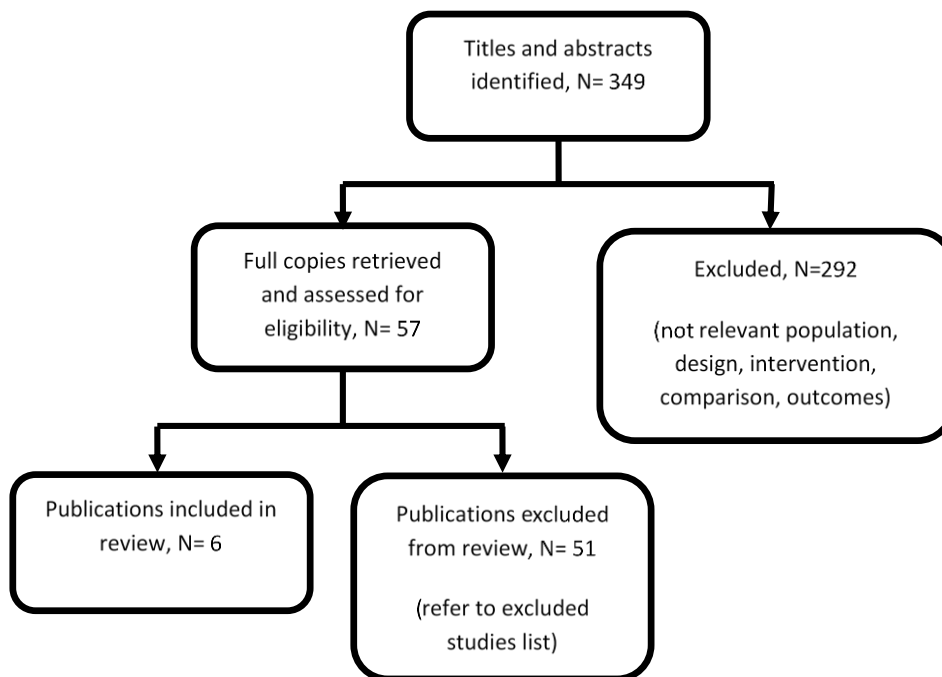
### F.8.1 Different gestations



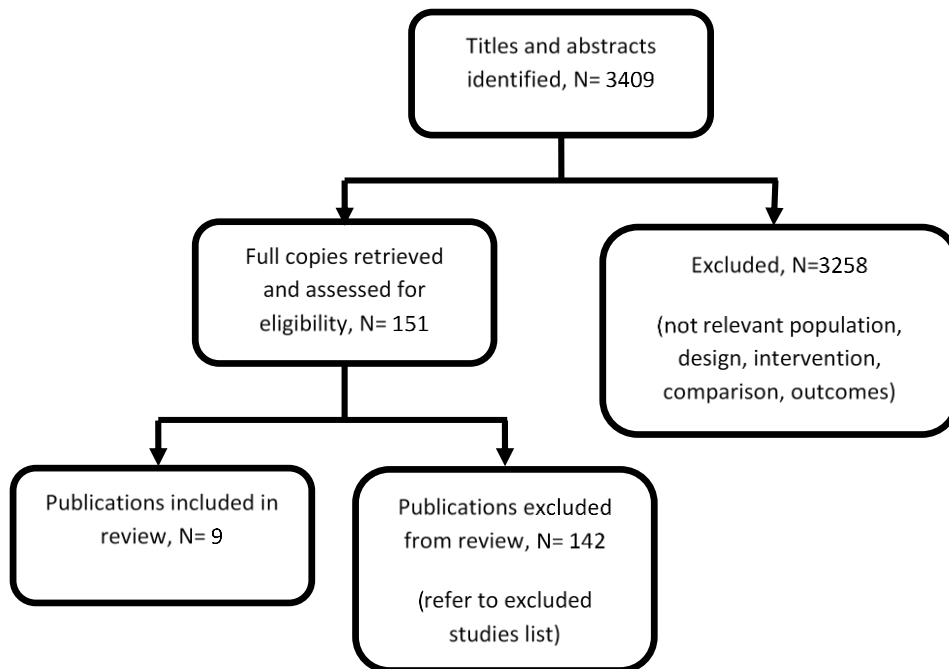
### F.8.2 Repeat courses



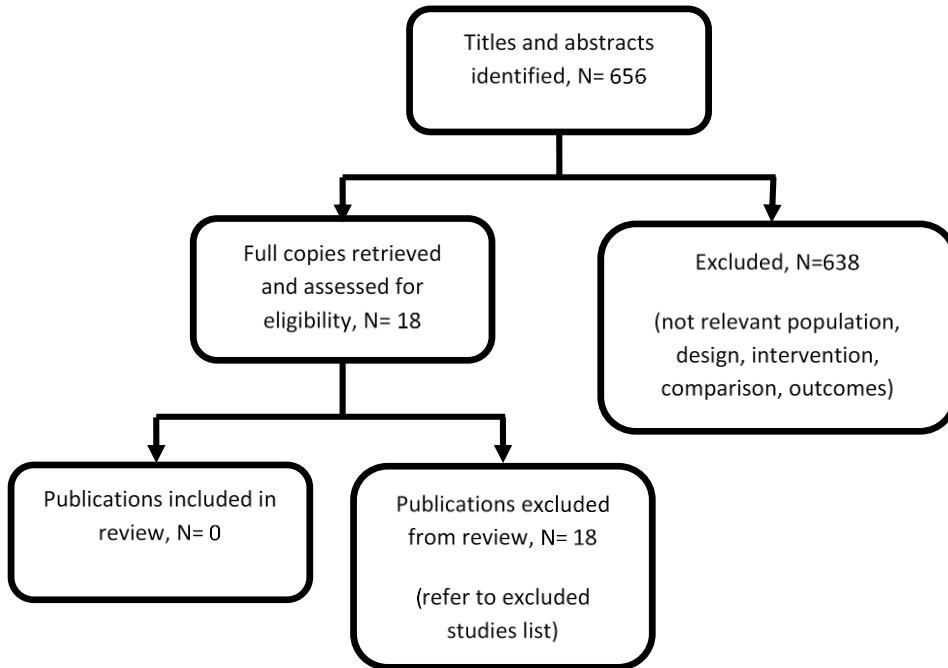
### F.9 Magnesium sulphate for neuroprotection



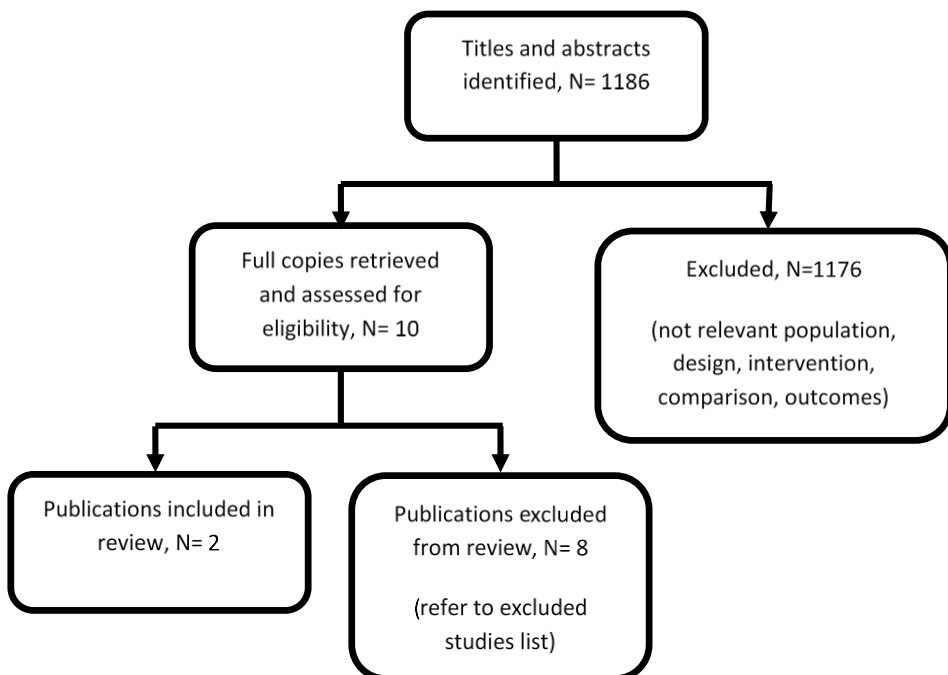
## F.10 Tocolytic drugs



## F.11 Fetal monitoring

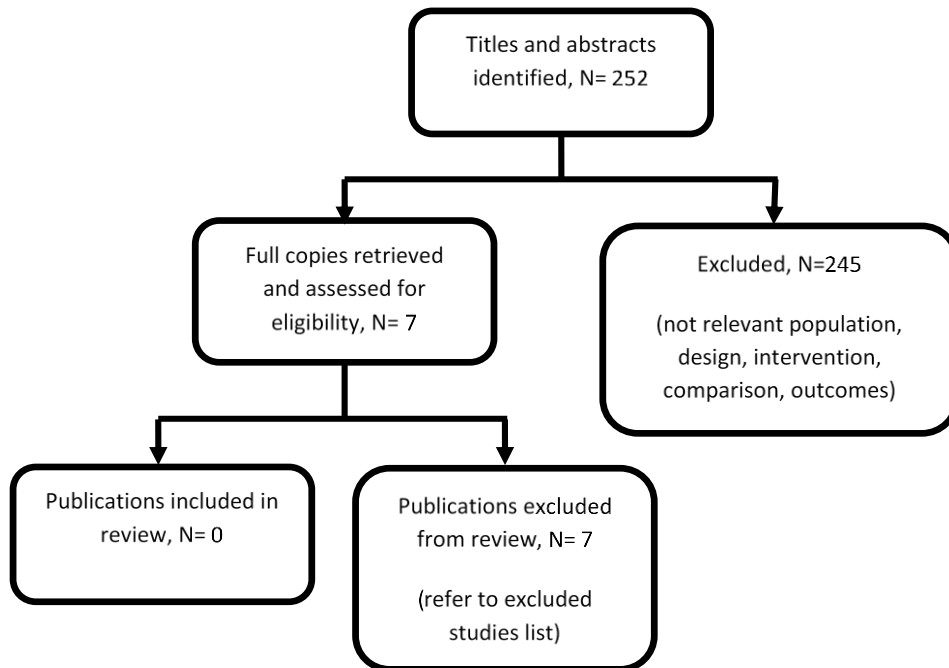


### F.11.1 EFM vs IA

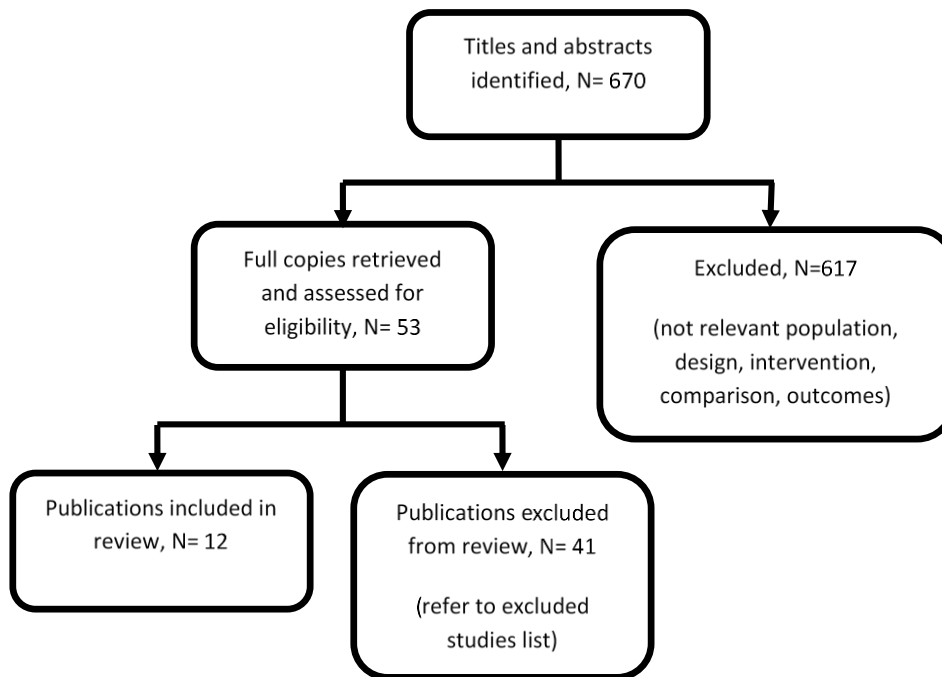




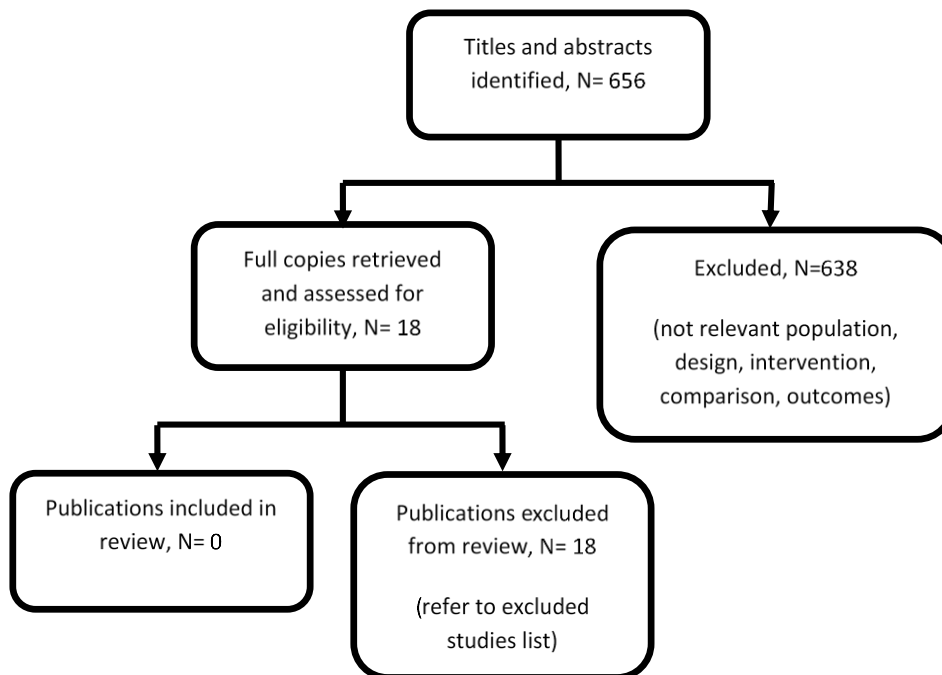
### F.11.2 Use of FSE



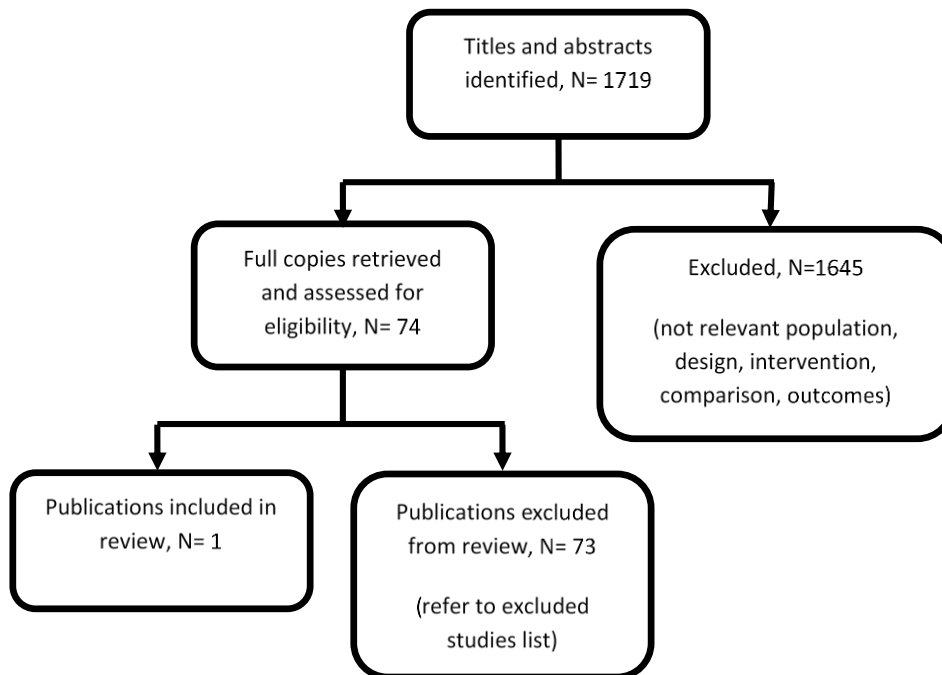
### F.11.3 CTG interpretation



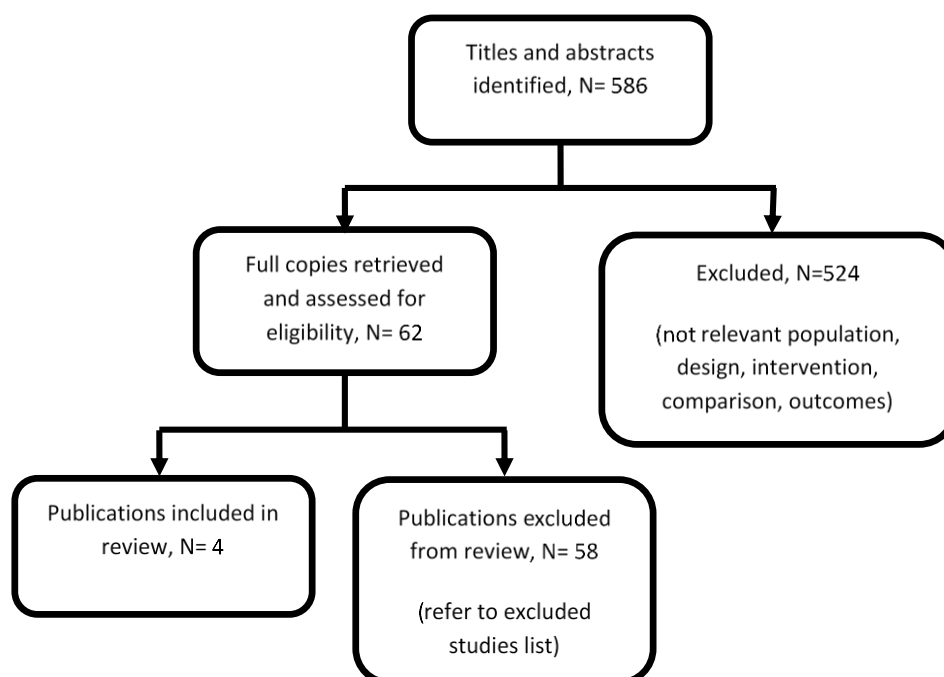
### F.11.4 Fetal blood sampling



## F.12 Mode of birth



## F.13 Timing of cord clamping for preterm babies



## Appendix G: Excluded studies

### G.1 Information and support

Study	Reason for Exclusion
Benzies,K.M., Magill-Evans,J.E., Hayden,K.A., Ballantyne,M., Key components of early intervention programs for preterm infants and their parents: a systematic review and meta-analysis, BMC Pregnancy and Childbirth, 13 Suppl 1, S10-, 2013	Postnatal intervention
Brecht,C.J., Shaw,R.J., St.,JohnN.H., Horwitz,S.M., Effectiveness of therapeutic and behavioral interventions for parents of low-birth-weight premature infants: A review, Infant Mental Health Journal, 33, 651-665, 2012	Postnatal intervention
Brett,J., Staniszewska,S., Newburn,M., Jones,N., Taylor,L., A systematic mapping review of effective interventions for communicating with, supporting and providing information to parents of preterm infants, BMJ Open, 1, e000023-, 2011	Postnatal intervention
Calam,R., Lambrenos,K., Maternal appraisal of information given around the time of preterm delivery, Journal of Reproductive and Infant Psychology, 17, 267-267, 1999	Study examines recall and understanding of information and does not report information or support needs

Study	Reason for Exclusion
Culp,R.E., Culp,A.M., Harmon,R.J., A tool for educating parents about their premature infants, <i>Birth</i> , 16, 23-26, 1989	Postnatal intervention
Govande,V.P., Brasel,K.J., Das,U.G., Koop,J.I., Lagatta,J., Basir,M.A., Prenatal counseling beyond the threshold of viability, <i>Journal of Perinatology</i> , 33, 358-362, 2013	The study examines maternal recall and knowledge following counselling but does not elicit women's information or support needs
Guillen,U., Suh,S., Munson,D., Posencheg,M., Truitt,E., Zupancic,J.A., Gafni,A., Kirpalani,H., Development and pretesting of a decision-aid to use when counseling parents facing imminent extreme premature delivery, <i>Journal of Pediatrics</i> , 160, 382-387, 2012	Study describes the development of a decision aid but does not provide statements regarding women's information and support needs
Huning,B.M., Reimann,M., Beerenberg,U., Stein,A., Schmidt,A., Felderhoff-Muser,U., Establishment of a family-centred care programme with follow-up home visits: implications for clinical care and economic characteristics, <i>Klinische Padiatrie</i> , 224, 431-436, 2012	No relevant outcomes
Jefferies,A.L., Kirpalani,H., Albersheim,S.G., Lynk,A., Counselling and management for anticipated extremely preterm birth, <i>Paediatrics and Child Health</i> , 19, 25-26, 2014	Commentary
Jones,E., Emmett,C., Spencer,S.A., An evaluation of preterm breastfeeding information and support, <i>Infant</i> , 5, 116-120, 2009	Postnatal intervention
Jones,L., Rowe,J., Becker,T., Appraisal, coping, and social support as predictors of psychological distress and parenting efficacy in parents of premature infants, <i>Children's Health Care</i> , 38, 245-262, 2009	Study investigates the prediction of parental psychological distress and efficacy - no relevant outcomes are reported
Kaempf,J.W., Tomlinson,M., Arduza,C., Anderson,S., Campbell,B., Ferguson,L.A., Zabari,M., Stewart,V.T., Medical staff guidelines for periviability pregnancy counseling and medical treatment of extremely premature infants, <i>Pediatrics</i> , 117, 22-29, 2006	Study rates women's experience of counselling but does not elicit their information or support needs
Kaempf,J.W., Tomlinson,M.W., Campbell,B., Ferguson,L., Stewart,V.T., Counseling pregnant women who may deliver extremely premature infants: medical care guidelines, family choices, and neonatal outcomes, <i>Pediatrics</i> , 123, 1509-1515, 2009	Study rates women's experience of counselling but does not elicit their information or support needs
Kakkilaya, Improving the Counseling during Anticipated Delivery of Extremely Premature Infant with Visual Aid, <i>Pediatric Academic Society</i> , <a href="http://www.abstracts2view.com/pas/">http://www.abstracts2view.com/pas/</a> , 2010-	Abstract
Kavanaugh,K., Moro,T.T., Savage,T.A., Reyes,M., Wydra,M., Supporting parents' decision making surrounding the anticipated birth of an extremely premature infant, <i>Journal of Perinatal and Neonatal Nursing</i> , 23, 159-170, 2009	Single case history report
Keenan,H.T., Doron,M.W., Seyda,B.A., Comparison of mothers' and counselors' perceptions of predelivery counseling for extremely premature infants, <i>Pediatrics</i> , 116, 104-111, 2005	No relevant outcomes
Koh,T.H., Casey,A., Harrison,H., Use of an outcome by gestation table for extremely premature babies: a cross-sectional survey of the views of parents, neonatal nurses and perinatologists, <i>Journal of Perinatology</i> , 20, 504-508, 2000	No relevant outcomes
Lasiuk,G.C., Comeau,T., Newburn-Cook,C., Unexpected: an interpretive description of parental traumas' associated with preterm birth, <i>BMC Pregnancy and Childbirth</i> , 13 Suppl 1, S13-, 2013	Interpretive descriptive study examining themes emerging from parent interviews regarding PTLB as a traumatic event but does not elicit

Study	Reason for Exclusion
	women's information or support needs
Marlow,N., Robinson,M., Developmental or counselling interventions for families with preterm babies, <i>Pediatric Research</i> , 39, 272A, 1996-, 1996	Abstract
Martinez,A.M., Partridge,J.C., Yu,V., Wee,Tan K., Yeung,C.Y., Lu,J.H., Nishida,H., Boo,N.Y., Physician counselling practices and decision-making for extremely preterm infants in the Pacific Rim, <i>Journal of Paediatrics and Child Health</i> , 41, 209-214, 2005	Study examines the clinician's perspective of decision making only
McGrath,J.M., Supporting parents in understanding and enhancing preterm infant brain development, <i>Newborn and Infant Nursing Reviews</i> , 8, 164-165, 2008	Narrative review
McKim,E.M., The information and support needs of mothers of premature infants, <i>Journal of Pediatric Nursing</i> , 8, 233-244, 1993	Postnatal information and support needs
Morey,J.A., Gregory,K., Nurse-led education mitigates maternal stress and enhances knowledge in the NICU, MCN, <i>American Journal of Maternal Child Nursing</i> , 37, 182-191, 2012	Study assesses women's knowledge following a NICU educational intervention but does not elicit their information or support needs
Morris,Heidi, Bertram,Dale, Therapist utilization of online social support for parents of premature infants, <i>Contemporary Family Therapy: An International Journal</i> , 35, 583-598, 2013	Study examines the benefits of using a website to support parents, but Study rates women's experience of counselling but does not elicit parents' information or support needs
Mulvey,S., Partridge,J.C., Martinez,A.M., Yu,V.Y., Wallace,E.M., The management of extremely premature infants and the perceptions of viability and parental counselling practices of Australian obstetricians, <i>Australian and New Zealand Journal of Obstetrics and Gynaecology</i> , 41, 269-273, 2001	Study examines the clinician's perspective of the management of extremely premature infants only
Munro,M., Yu,V.Y., Partridge,J.C., Martinez,A.M., Antenatal counselling, resuscitation practices and attitudes among Australian neonatologists towards life support in extreme prematurity, <i>Australian and New Zealand Journal of Obstetrics and Gynaecology</i> , 41, 275-280, 2001	Study examines neonatologist's perspective of the management of extremely premature infants only
Muthusamy,A., Luthner,S., Uhing,C.G., Basir,M.A., Prenatal counseling supplemented with written information increases maternal knowledge of problems of prematurity - a randomized trial, <i>Pediatric Academic Societies'</i> , 2010 Annual Meeting; 2010 May 1-4; Vancouver, Canada 2010., -4, 2010	Abstract
Muthusamy,A., Uhing,G., Leuthne,S., Basir,M.A., Influence of written information regarding prematurity on maternal information seeking behavior during counseling - a randomized trial, <i>Pediatric Academic Societies'</i> , 2010 Annual Meeting; 2010 May 1-4; Vancouver, Canada 2010., -4, 2010	Abstract
Nicolau,M., Rosewell,R., Marlow,N., Glazebrook,C., Mothers' experiences of interacting with their premature infants, <i>Journal of Reproductive and Infant Psychology</i> , 27, 182-194, 2009	Study examines themes regarding coping with parenting a premature infant but does not report women's information or support needs
Palmer,L., Carty,E., Deciding when it's labor: the experience of women who have received antepartum care at home for preterm labor, <i>JOGNN - Journal of Obstetric, Gynecologic, and Neonatal Nursing</i> , 35, 509-515, 2006	Study examines themes regarding women's experiences of pre-term labour symptoms but does not report information needs

Study	Reason for Exclusion
Paul,D.A., Epps,S., Leef,K.H., Stefano,J.L., Prenatal consultation with a neonatologist prior to preterm delivery, <i>Journal of Perinatology</i> , 21, 431-437, 2001	The study examines maternal recall and knowledge following the prenatal consultation but does not elicit women's information or support needs
Payot,A., Gendron,S., Lefebvre,F., Doucet,H., Deciding to resuscitate extremely premature babies: how do parents and neonatologists engage in the decision?, <i>Social Science and Medicine</i> , 64, 1487-1500, 2007	Examines how parents and clinicians engage in decision making
Pearson,J., Andersen,K., Evaluation of a program to promote positive parenting in the neonatal intensive care unit, <i>Neonatal Network - Journal of Neonatal Nursing</i> , 20, 43-48, 2001	Postnatal intervention
Rattasumpun,P., Raines,D.A., The experience of Thai women facing the onset of preterm labor, <i>MCN, American Journal of Maternal Child Nursing</i> , 33, 302-306, 2008	Study examines women's experiences of the onset of preterm labour but does not elicit their information or support needs
Reid,S., Support for parents anticipating premature birth, <i>Neonatal, Paediatric and Child Health Nursing</i> , 1, 18-22, 1998	Study examines parents' experiences of a NICU tour but does not report information needs
Rempusheski,V.F., Role of the extended family in parenting: a focus on grandparents of preterm infants, <i>Journal of Perinatal and Neonatal Nursing</i> , 4, 43-55, 1990	Study examines grandparents' experiences of a preterm birth but does not report information needs
Sloan,K., Rowe,J., Jones,L., Stress and coping in fathers following the birth of a preterm infant, <i>Journal of Neonatal Nursing</i> , 14, 108-115, 2008	Study examines the stress experience of fathers during their infant's hospitalisation but does not elicit their information or support needs
Sprague,A., Stewart,P., Niday,P., Nimrod,C., Walker,R., Community education on preterm birth. Does it change practice?, <i>Canadian Family Physician</i> , 48, 727-734, 2002	No relevant outcomes
Staub,K., Baardsnes,J., Hebert,N., Hebert,M., Newell,S., Pearce,R., Our child is not just a gestational age. A first-hand account of what parents want and need to know before premature birth, <i>Acta Paediatrica, International Journal of Paediatrics</i> , 103, 1035-1038, 2014	Narrative
Stokowski,L.A., Counseling parents before delivery of extremely low gestation infant, <i>Advances in Neonatal Care</i> , 9, 206-207, 2009	Summary of guidelines
van Zuuren,Florence J., The effects of information, distraction and coping style on symptom reporting during preterm labor, <i>Psychology &amp; Health</i> , 13, 49-54, 1998	Study does not report information needs or compare effectiveness of interventions
Villar,J., Farnot,U., Barros,F., Victora,C., Langer,A., Belizan,J.M., Gonzalez,L., Campodonico,L., Barroso,M., Victora,M., Beria,J., Halal,I., Camporese,A., Diaz,E., Rojas,G., Fresneda,D., Garcia,M., Garcia,C., Leis,T., A randomized trial of psychosocial support during high-risk pregnancies, <i>New England Journal of Medicine</i> , 327, 1266-1271, 1992	No relevant outcomes
White,D.E., Fraser-Lee,N.J., Tough,S., Newburn-Cook,C.V., The content of prenatal care and its relationship to preterm birth in Alberta, Canada, <i>Health Care for Women International</i> , 27, 777-792, 2006	Study does not report information needs
Whittingham,Koa, Boyd,Roslyn N., Sanders,Matthew R., Colditz,Paul, Parenting and prematurity: Understanding parent	Study does not elicit the information or support needs

Study	Reason for Exclusion
experience and preferences for support, Journal of Child and Family Studies, May 2013, -, 2013	of parents
Whitworth,Melissa, Quenby,Siobhan, Cockerill,Ruth O., Dowswell,Therese, Specialised antenatal clinics for women with a pregnancy at high risk of preterm birth (excluding multiple pregnancy) to improve maternal and infant outcomes, Cochrane Database of Systematic Reviews, -, 2011	No relevant outcomes
Zupancic,J.A., Kirpalani,H., Barrett,J., Stewart,S., Gafni,A., Streiner,D., Beecroft,M.L., Smith,P., Characterising doctor-parent communication in counselling for impending preterm delivery, Archives of Disease in Childhood Fetal and Neonatal Edition, 87, F113-F117, 2002	Study examines recall following counselling but does not report information needs

### G.1.1 Health economics

Study	Reason for Exclusion
Eke,A., Buras,A., Drnec,S., Woo,J., Vaginal progesterone versus cervical cerclage for the prevention of preterm births in women with a sonographically short cervix: a cost effectiveness and decision analysis, American Journal of Obstetrics and Gynecology, 212, S367-S368, 2015	Conference abstract
Gray,L., Seligman,N., Ozcan,T., Berghella,V., Transvaginal cervical length ultrasound: A cost analysis of screening and treatment strategies in high-risk women, American Journal of Obstetrics and Gynecology, 212, S253-, 2015	Conference abstract
Vidaeff,A.C., Ramin,S.M., From concept to practice: The recent history of preterm delivery prevention. Part I: Cervical competence, American Journal of Perinatology, 23, 3-13, 2006	No economic evaluation

## G.2 Prophylactic vaginal progesterone and prophylactic cervical cerclage

### G.2.1 Prophylactic progesterone

Study	Reason for Exclusion
Akbari,S., Birjandi,M., Mohtasham,N., [Evaluation of the effect of progesterone on prevention of preterm delivery and its complications] LA: Ara, Scientific Journal of Kurdistan University of Medical Sciences, 14, 11-19, 2009	Included in Dodd 2013 Cochrane systematic review.
Armson,B.A., Dodd,J., =for the POPPICollaborative Trial Group, POPPI: prevention of problems of preterm birth with progesterone in women at increased risk: a multicentre randomised controlled trial [abstract], Journal of Paediatrics and Child Health, 43, A29, 2007-, 2007	Conference abstract
Barranco,C., Progesterone reduces risk of preterm birth-but outcome data are lacking, Nature Clinical Practice Endocrinology and Metabolism, 2, 244-, 2006	Narrative report of a systematic review (Dodd 2006).
Cetingoz,E., Cam,C., Sakalli,M., Karateke,A., Celik,C., Sancak,A., Progesterone effects on preterm birth in high-risk pregnancies: a randomized placebo-controlled trial, Archives of Gynecology and Obstetrics, 283, 423-429, 2011	Included in Dodd 2013 Cochrane systematic review.
da Fonseca,E.B., Bittar,R.E., Carvalho,M.H., Zugaib,M., Prophylactic administration of progesterone by vaginal suppository to reduce the incidence of spontaneous preterm birth in women at increased risk: a randomized placebo-controlled double-blind study,	Included in Dodd 2013 Cochrane systematic review.



Study	Reason for Exclusion
American Journal of Obstetrics and Gynecology, 188, 419-424, 2003	
Defranco,E.A., O'Brien,J.M., Adair,C.D., Lewis,D.F., Hall,D.R., Fusey,S., Soma-Pillay,P., Porter,K., How,H., Schakis,R., Eller,D., Trivedi,Y., Vanburen,G., Khandelwal,M., Trofatter,K., Vidyadhari,D., Vijayaraghavan,J., Weeks,J., Dattel,B., Newton,E., Chazotte,C., Valenzuela,G., Calda,P., Bsharat,M., Creasy,G.W., Vaginal progesterone is associated with a decrease in risk for early preterm birth and improved neonatal outcome in women with a short cervix: a secondary analysis from a randomized, double-blind, placebo-controlled trial, Ultrasound in Obstetrics and Gynecology, 30, 697-705, 2007	Included in Dodd 2013 Cochrane systematic review.
Dharan,V.B., Ludmir,J., Alternative treatment for a short cervix: the cervical pessary, Seminars in Perinatology, 33, 338-342, 2009	The intervention (a cervical pessary with no progesterone) is not relevant to the protocol
Dodd,J.M., Crowther,C.A., Cincotta,R., Flenady,V., Robinson,J.S., Progesterone supplementation for preventing preterm birth: a systematic review and meta-analysis. [46 refs], Acta Obstetrica et Gynecologica Scandinavica, 84, 526-533, 2005	Systematic review - individual studies contributing to the review have been checked for relevance and included where appropriate.
Dodd,J.M., Flenady,V.J., Cincotta,R., Crowther,C.A., Progesterone for the prevention of preterm birth: a systematic review, Obstetrics and Gynecology, 112, 127-134, 2008	Systematic review - individual studies contributing to the review have been checked for relevance and included where appropriate.
Doyle,L.W., Antenatal progesterone to prevent preterm birth, The Lancet, 373, 2000-2002, 2009	Narrative review.
Fonseca,E.B., Celik,E., Parra,M., Singh,M., Nicolaidis,K.H., Fetal Medicine Foundation Second Trimester Screening Group., Progesterone and the risk of preterm birth among women with a short cervix, New England Journal of Medicine, 357, 462-469, 2007	Included in Dodd 2013 Cochrane systematic review.
Fontenot,H.B., Fantasia,H.C., Vaginal progesterone to prevent preterm birth in high-risk women, Nursing for Women's Health, 16, 237-241, 2012	Narrative report of two RCTs(Hassan 2011, Cetingoz 2011). No additional data.
Glover,M.M., McKenna,D.S., Downing,C.M., Smith,D.B., Croom,C.S., Sonek,J.D., A randomized trial of micronized progesterone for the prevention of recurrent preterm birth, American Journal of Perinatology, 28, 377-381, 2011	Included in Dodd 2013 Cochrane systematic review.
Goldstein,P., Berrier,J., Rosen,S., Sacks,H.S., Chalmers,T.C., A meta-analysis of randomized control trials of progestational agents in pregnancy, British Journal of Obstetrics and Gynaecology, 96, 265-274, 1989	Systematic review - individual studies contributing to the review have been checked for relevance and included where appropriate.
Haas,D.M., Preterm birth, Clinical Evidence, 2011, 2011., -, 2011	Systematic review - individual studies contributing to the review have been checked for relevance and included where appropriate.
Haas,David M., Ramsey,Patrick S., Progestogen for preventing miscarriage, Cochrane Database of Systematic Reviews, -, 2009	The outcome (prevention of miscarriage) is not relevant to the protocol.
Hassan,S.S., Romero,R., Vidyadhari,D., Fusey,S., Baxter,J.K., Khandelwal,M., Vijayaraghavan,J., Trivedi,Y., Soma-Pillay,P., Sambarey,P., Dayal,A., Potapov,V., O'Brien,J., Astakhov,V.,	Included in Dodd 2013 Cochrane systematic review.

Study	Reason for Exclusion
Yuzko,O., Kinzler,W., Dattel,B., Sehdev,H., Mazheika,L., Manchulenko,D., Gervasi,M.T., Sullivan,L., Conde-Agudelo,A., Phillips,J.A., Creasy,G.W., PREGNANT,Trial, Vaginal progesterone reduces the rate of preterm birth in women with a sonographic short cervix: a multicenter, randomized, double-blind, placebo-controlled trial, <i>Ultrasound in Obstetrics and Gynecology</i> , 38, 18-31, 2011	
Ibrahim,M., Mohamed Ramy,A.R., Younis,M.A.-F., Progesterone supplementation for prevention of preterm labor: a randomized controlled trial, <i>Middle East Fertility Society Journal</i> , 15, 39-41, 2010	The intervention (17-OHP caproate) is not relevant to the protocol.
Likis,F.E., Edwards,D.R., Andrews,J.C., Woodworth,A.L., Jerome,R.N., Fannesbeck,C.J., McKoy,J.N., Hartmann,K.E., Progesterone for preterm birth prevention: a systematic review and meta-analysis, <i>Obstetrics and Gynecology</i> , 120, 897-907, 2012	Systematic review - individual studies contributing to the review have been checked for relevance and included where appropriate.
Mackenzie,R., Walker,M., Armson,A., Hannah,M.E., Progesterone for the prevention of preterm birth among women at increased risk: a systematic review and meta-analysis of randomized controlled trials. [76 refs], <i>American Journal of Obstetrics and Gynecology</i> , 194, 1234-1242, 2006	Systematic review - individual studies contributing to the review have been checked for relevance and included where appropriate.
Majhi,P., Bagga,R., Kalra,J., Sharma,M., Intravaginal use of natural micronised progesterone to prevent pre-term birth: a randomised trial in India, <i>Journal of Obstetrics and Gynaecology</i> , 29, 493-498, 2009	Included in Dodd 2013 Cochrane systematic review.
Moghtadei,P., Sardari,F., Latifi,M., Progesterone for prevention of preterm birth and improvement pregnancy outcomes among primiparae of advanced maternal age, <i>Journal of Maternal-Fetal and Neonatal Medicine</i> , 21, 122, 2008-, 2008	Abstract only
O'Brien,J.M., Progesterone and preterm birth [3], <i>New England Journal of Medicine</i> , 357, 2306-, 2007	Comment on two RCTs(Fonseca 2007, Rouse 2007). No additional data.
O'Brien,J.M., Adair,C.D., Lewis,D.F., Hall,D.R., Defranco,E.A., Fusey,S., Soma-Pillay,P., Porter,K., How,H., Schackis,R., Eller,D., Trivedi,Y., Vanburen,G., Khandelwal,M., Trofatter,K., Vidyadhari,D., Vijayaraghavan,J., Weeks,J., Dattel,B., Newton,E., Chazotte,C., Valenzuela,G., Caldera,P., Bsharat,M., Creasy,G.W., Progesterone vaginal gel for the reduction of recurrent preterm birth: primary results from a randomized, double-blind, placebo-controlled trial, <i>Ultrasound in Obstetrics and Gynecology</i> , 30, 687-696, 2007	Included in Dodd 2013 Cochrane systematic review.
O'Brien,J.M., Defranco,E.A., Adair,C.D., Lewis,D.F., Hall,D.R., How,H., Effect of progesterone on cervical shortening in women at risk for preterm birth: secondary analysis from a multinational, randomized, double-blind, placebo-controlled trial, <i>Ultrasound in Obstetrics and Gynecology</i> , 34, 653-659, 2010	No relevant outcomes.
Rai,P., Rajaram,S., Goel,N., Ayalur,Gopalakrishnan R., Agarwal,R., Mehta,S., Oral micronized progesterone for prevention of preterm birth, <i>International Journal of Gynaecology and Obstetrics</i> , 104, 40-43, 2009	Included in Dodd 2013 Cochrane systematic review.
Rode,L., Langhoff-Roos,J., Andersson,C., Dinesen,J., Hammerum,M.S., Mohapeloa,H., Tabor,A., Systematic review of progesterone for the prevention of preterm birth in singleton pregnancies. [49 refs], <i>Acta Obstetrica et Gynecologica Scandinavica</i> , 88, 1180-1189, 2009	Systematic review - individual studies contributing to the review have been checked for relevance and included where appropriate.
Romero,R., Nicolaidis,K., Conde-Agudelo,A., Tabor,A., O'Brien,J.M., Cetingoz,E., Da,Fonseca E., Creasy,G.W., Klein,K., Rode,L., Soma-Pillay,P., Fusey,S., Cam,C., Alfirovic,Z., Hassan,S.S., Vaginal progesterone in women with an asymptomatic	Systematic review - individual studies contributing to the review have been checked for relevance and

Study	Reason for Exclusion
sonographic short cervix in the midtrimester decreases preterm delivery and neonatal morbidity: a systematic review and metaanalysis of individual patient data, American Journal of Obstetrics and Gynecology, 206, 124-19, 2012	included where appropriate.
Sanchez-Ramos,L., Kaunitz,A.M., Delke,I., Progesterational agents to prevent preterm birth: a meta-analysis of randomized controlled trials. [29 refs], Obstetrics and Gynecology, 105, 273-279, 2005	Systematic review - individual studies contributing to the review have been checked for relevance and included where appropriate.
Schmouder,V.M., Prescott,G.M., Franco,A., Fan-Havard,P., The rebirth of progesterone in the prevention of preterm labor, Annals of Pharmacotherapy, 47, 527-536, 2013	Systematic review - individual studies contributing to the review have been checked for relevance and included where appropriate.
Smith,V., Devane,D., Begley,C.M., Clarke,M., Higgins,S., A systematic review and quality assessment of systematic reviews of randomised trials of interventions for preventing and treating preterm birth. [34 refs], European Journal of Obstetrics, Gynecology, and Reproductive Biology, 142, 3-11, 2009	Systematic review - of systematic reviews - individual studies contributing to the overarching review have been checked for relevance and included where appropriate.
Society for Maternal-Fetal Medicine Publications Committee,with assistance of Vincenzo Berghella., Progesterone and preterm birth prevention: translating clinical trials data into clinical practice.[Erratum appears in Am J Obstet Gynecol. 2013 Jan;208(1):86], American Journal of Obstetrics and Gynecology, 206, 376-386, 2012	Systematic review - individual studies contributing to the review have been checked for relevance and included where appropriate.
Sotiriadis,A., Papatheodorou,S., Makrydimas,G., Perinatal outcome in women treated with progesterone for the prevention of preterm birth: a meta-analysis, Ultrasound in Obstetrics and Gynecology, 40, 257-266, 2012	Systematic review - individual studies contributing to the review have been checked for relevance and included where appropriate.
Sotiriadis,A., Papatheodorou,S., Makrydimas,G., Erratum: Perinatal outcome in women treated with progesterone for the prevention of preterm birth: A meta-analysis (Obstetrical and Gynecological Survey (2013) 68:1 (20-22)), Obstetrical and Gynecological Survey, 68, 163-165, 2013	Correction to author and title details in Sotiriadis 2012. No additional data.
Spong,C.Y., Progesterone for prevention of recurrent preterm birth: impact of gestational age at prior delivery, American Journal of Obstetrics and Gynecology, 193, 1127-31, 2005	The intervention (17-OHP caproate) is not relevant to the protocol.
Suvonnakote,T., Prevention of pre-term labour with progesterone, Journal of the Medical Association of Thailand, 69, 538-542, 1986	The intervention is not relevant to the protocol (IM 17 OHP caproate)
Thangaratinam,S., Coomarasamy,A., Sanchez-Ramos,L., Kaunitz,A.M., Progesterational agents to prevent preterm birth: A meta-analysis of randomized controlled trials [2] (multiple letters), Obstetrics and Gynecology, 105, 1483-1484, 2005	Comment on a systematic review (Sanchez-Ramos 2005)
Tita,A.T.N., Rouse,D.J., Progesterone for preterm birth prevention: an evolving intervention, American Journal of Obstetrics and Gynecology, 200, 219-224, 2009	Systematic review - individual studies contributing to the review have been checked for relevance and included where appropriate.
Velez Edwards,D.R., Likis,F.E., Andrews,J.C., Woodworth,A.L., Jerome,R.N., Fonnesebeck,C.J., Nikki,McKoy J., Hartmann,K.E., Progestogens for preterm birth prevention: a systematic review and meta-analysis by drug route, Archives of Gynecology and	Systematic review - individual studies contributing to the review have been checked for relevance and

Study	Reason for Exclusion
Obstetrics, 287, 1059-1066, 2013	included where appropriate.
Wahabi,Hayfaa A., Fayed,Amel A., Esmail,Samia A., Al Zeidan,Rasmieh A., Progestogen for treating threatened miscarriage, Cochrane Database of Systematic Reviews, -, 2011	The population are not relevant to the protocol (women with symptoms of labour).

### G.2.1.1 Health economics

Study	Reason for Exclusion
Eke,A., Buras,A., Drnec,S., Woo,J., Vaginal progesterone versus cervical cerclage for the prevention of preterm births in women with a sonographically short cervix: cost effectiveness and decision analysis, American Journal of Obstetrics and Gynecology, 212, S367-S368, 2015	Conference abstract
Honest,H., Forbes,C.A., Duree,K.H., Norman,G., Duffy,S.B., Tsourapas,A., Roberts,T.E., Barton,P.M., Jowett,S.M., Hyde,C.J., Khan,K.S., Screening to prevent spontaneous preterm birth: Systematic reviews of accuracy and effectiveness literature with economic modelling, Health Technology Assessment, 13, ix-334, 2009	Oral or vaginal progesterone is not a treatment option
Pizzi,L.T., Seligman,N., Baxter,J., Jutkowitz,E., Prioli,K.M., Mearns,E., Berghella,V., Cost-effectiveness of vaginal progesterone gel in reducing preterm birth: A decision analytic model based on the pregnant randomized clinical trial, Value in Health, 16, A74-, 2013	Conference abstract.

### G.2.2 Prophylactic cervical cerclage

Study	Reason for Exclusion
AbdelAleem,Hany, Shaaban,Omar M., AbdelAleem,Mahmoud A., Cervical pessary for preventing preterm birth, Cochrane Database of Systematic Reviews, -, 2013	Included study does not cover prophylactic cerclage
Alfirevic,Z., Owen,J., Carreras,Moratonas E., Sharp,A.N., Szychowski,J.M., Goya,M., Vaginal progesterone, cerclage or cervical pessary for preventing preterm birth in asymptomatic singleton pregnant women with a history of preterm birth and a sonographic short cervix, Ultrasound in Obstetrics and Gynecology, 41, 146-151, 2013	Secondary analysis of intervention arm of Owen 2009
Althuisius,S., Dekker,G., Hummel,P., Bekedam,D., Kuik,D., van,Geijn H., Cervical Incompetence Prevention Randomized Cerclage Trial (CIPRACT): effect of therapeutic cerclage with bed rest vs. bed rest only on cervical length, Ultrasound in Obstetrics and Gynecology, 20, 163-167, 2002	Included in Cochrane review
Althuisius,S.M., Dekker,G.A., Hummel,P., Bekedam,D.J., van Geijn,H.P., Final results of the Cervical Incompetence Prevention Randomized Cerclage Trial (CIPRACT): therapeutic cerclage with bed rest versus bed rest alone, American Journal of Obstetrics and Gynecology, 185, 1106-1112, 2001	Included in Cochrane review
Althuisius,S.M., Dekker,G.A., van Geijn,H.P., Bekedam,D.J., Hummel,P., Cervical incompetence prevention randomized cerclage trial (CIPRACT): study design and preliminary results, American Journal of Obstetrics and Gynecology, 183, 823-829,	Included in Cochrane review

Study	Reason for Exclusion
2000	
Beigi,A., Zarrinkoub,F., Elective versus ultrasound -indicated cervical cerclage in women at risk for cervical incompetence, Medical Journal of the Islamic Republic of Iran, 19, 103-107, 2005	Included in Cochrane review
Berghella,V., Odibo,A.O., To,M.S., Rust,O.A., Althuisius,S.M., Cerclage for short cervix on ultrasonography: meta-analysis of trials using individual patient-level data. [36 refs], Obstetrics and Gynecology, 106, 181-189, 2005	Review was updated in 2011 with addition of a fifth trial
Berghella,V., Odibo,A.O., Tolosa,J.E., Cerclage for prevention of preterm birth in women with a short cervix found on transvaginal ultrasound examination: a randomized trial, American Journal of Obstetrics and Gynecology, 191, 1311-1317, 2004	Included in Cochrane review
Bowes,W.A., Cervical incompetence prevention randomized cerclage trial (CIPRACT): effect of therapeutic cerclage with bed rest vs. bed rest only on cervical length, Obstetrical and Gynecological Survey, 58, 88-89, 2003	Included in Cochrane review
Brix,N., Secher,N.J., McCormack,C.D., Helmig,R.B., Hein,M., Weber,T., Mittal,S., Kurdi,W., Palacio,M., Henriksen,T.B., CERVO group., Randomised trial of cervical cerclage, with and without occlusion, for the prevention of preterm birth in women suspected for cervical insufficiency, BJOG: An International Journal of Obstetrics and Gynaecology, 120, 613-620, 2013	Comparison of cerclage with cervical occlusion and cerclage without cervical occlusion
Centre for Reviews and Dissemination., Cerclage for short cervix on ultrasonography: meta-analysis of trials using individual patient-level data (Provisional abstract), Database of Abstracts of Reviews of Effects, -, 2014	Provisional abstract
Centre for Reviews and Dissemination., Cerclage for short cervix on ultrasonography in women with singleton gestations and previous preterm birth: a meta-analysis (Provisional abstract), Database of Abstracts of Reviews of Effects, -, 2014	Provisional abstract
Conde-Agudelo,A., Romero,R., Nicolaides,K., Chaiworapongsa,T., O'Brien,J.M., Cetingoz,E., da,Fonseca E., Creasy,G., Soma-Pillay,P., Fusey,S., Cam,C., Alfirevic,Z., Hassan,S.S., Vaginal progesterone vs. cervical cerclage for the prevention of preterm birth in women with a sonographic short cervix, previous preterm birth, and singleton gestation: a systematic review and indirect comparison metaanalysis, American Journal of Obstetrics and Gynecology, 208, 42-42, 2013	Indirect treatment comparison, assumes placebo in progesterone trials sufficiently similar to no treatment control in cerclage trials. Did not identify and include the one trial comparing progesterone and cerclage (Keeler 2009) that would allow consistency of the data to be tested
Ezechi,O.C., Kalu,B.K., Nwokoro,C.A., Prophylactic cerclage for the prevention of preterm delivery, International Journal of Gynaecology and Obstetrics, 85, 283-284, 2004	Included in Cochrane review
Grese,L.N., Brocato,B., Mari,G., The effect on latency beyond 24 weeks of gestation based on cerclage indication, Obstetrics and Gynecology, 123 Suppl 1, 147S-, 2014	Not a RCT
Keeler,S.M., Kiefer,D., Rochon,M., Quinones,J.N., Novetsky,A.P., Rust,O., A randomized trial of cerclage vs. 17 alpha-hydroxyprogesterone caproate for treatment of short cervix, Journal of Perinatal Medicine, 37, 473-479, 2009	Included in Cochrane review
Knight,K.M., Hackney,D.N., Re-evaluation of the subgroup analysis from the Royal College of Obstetricians and Gynaecologists randomized controlled trial of cervical cerclage, Journal of Maternal-Fetal and Neonatal Medicine, 25, 864-865, 2012	Secondary subgroup analysis of an included RCT

Study	Reason for Exclusion
Lazar,P., Gueguen,S., Dreyfus,J., Renaud,R., Pontonnier,G., Papiernik,E., Multicentred controlled trial of cervical cerclage in women at moderate risk of preterm delivery, British Journal of Obstetrics and Gynaecology, 91, 731-735, 1984	Included in Cochrane review
Macnaughton,M.C., Chalmers,I.G., Dubowitz,V., Dunn,P.M., Grant,A.M., McPherson,K., Pearson,J.F., Peto,R., Turnbull,A.C., Final report of the Medical Research Council/Royal College of Obstetricians and Gynaecologists Multicentre Randomised Trial of Cervical Cerclage, British Journal of Obstetrics and Gynaecology, 100, 516-523, 1993	Included in Cochrane review
Mancuso,M.S., Szychowski,J.M., Owen,J., Hankins,G., Iams,J.D., Sheffield,J.S., Perez-Delboy,A., Berghella,V., Wing,D.A., Guzman,E.R., Vaginal Ultrasound Trial Consortium., Cervical funneling: effect on gestational length and ultrasound-indicated cerclage in high-risk women, American Journal of Obstetrics and Gynecology, 203, 259-5, 2010	Included in Cochrane review
Mcnaughton,M.C., Chalmers,I.G., Chamberlain,G.V.P., Dubowitz,V., Dunn,P.M., Grand,A.M., McPherson,K., Pearson,J.F., Peto,R., Turnbull,A.C., Interim report of the Medical Research Council/Royal College of Obstetricians and Gynaecologists multicentre randomized trial of cervical cerclage, British Journal of Obstetrics and Gynaecology, 95, 437-445, 1988	Included in Cochrane review
Okusanya,B.O., Outcome of pregnancy with history-indicated cervical cerclage insertion in a low-resource setting, Journal of Maternal-Fetal and Neonatal Medicine, 28, 284-287, 2015	Non-comparative study
Owen,J., Hankins,G., Iams,J.D., Berghella,V., Sheffield,J.S., Perez-Delboy,A., Egerman,R.S., Wing,D.A., Tomlinson,M., Silver,R., Ramin,S.M., Guzman,E.R., Gordon,M., How,H.Y., Knudtson,E.J., Szychowski,J.M., Cliver,S., Hauth,J.C., Multicenter randomized trial of cerclage for preterm birth prevention in high-risk women with shortened midtrimester cervical length, American Journal of Obstetrics and Gynecology, 201, 375-378, 2009	Included in Cochrane review
Owen,J., Hankins,G., Iams,J.D., Berghella,V., Sheffield,J.S., Perez-Delboy,A., Egerman,R.S., Wing,D.A., Tomlinson,M., Silver,R., Ramin,S.M., Guzman,E.R., Gordon,M., How,H.Y., Knudtson,E.J., Szychowski,J.M., Cliver,S., Hauth,J.C., Multicenter randomized trial of cerclage for preterm birth prevention in high-risk women with shortened midtrimester cervical length, Obstetrical and Gynecological Survey, 65, 73-74, 2010	Included in Cochrane review
Rafaelli-Yehudai,T., Kessous,R., richa-Tamir,B., Sheiner,E., Erez,O., Meirovitz,M., Mazor,M., Weintraub,A.Y., The effect of cervical cerclage on pregnancy outcomes in women following conization, Journal of Maternal-Fetal and Neonatal Medicine, 27, 1594-1597, 2014	Not a RCT
Rush,R.W., Isaacs,S., McPherson,K., Jones,L., Chalmers,I., Grant,A., A randomized controlled trial of cervical cerclage in women at high risk of spontaneous preterm delivery, British Journal of Obstetrics and Gynaecology, 91, 724-730, 1984	Included in Cochrane review
Rust,O., Atlas,R., Jones,K., Benham,B., Balducci,J., A randomized trial of cerclage vs no cerclage in patients with sonographically detected 2nd trimester premature dilation of the internal os, American Journal of Obstetrics and Gynecology, 182, Ss13, 2000-, 2000	Included in Cochrane review
Rust,O.A., Atlas,R.O., Jones,K.J., Benham,B.N., Balducci,J., A	Included in Cochrane review

Study	Reason for Exclusion
randomized trial of cerclage versus no cerclage among patients with ultrasonographically detected second-trimester preterm dilatation of the internal os, American Journal of Obstetrics and Gynecology, 183, 830-835, 2000	
Rust,O.A., Atlas,R.O., Reed,J., van,Gaalen J., Balducci,J., Revisiting the short cervix detected by transvaginal ultrasound in the second trimester: why cerclage therapy may not help, American Journal of Obstetrics and Gynecology, 185, 1098-1105, 2001	Included in Cochrane review
Simcox,R., Bennett,F., Teoh,T.G., Shennan,A.H., A randomised controlled trial of cervical scanning vs history to determine cerclage in high risk women (circle trial) [abstract], Journal of Obstetrics and Gynaecology, 27, S18, 2007-, 2007	Included in Alfirevic Z, Stampalija T, Roberts D, Jorgensen AL. Cervical stitch (cerclage) for preventing preterm birth in singleton pregnancy. Cochrane Database of Systematic Reviews 2012, Issue 4. Art. No.: CD008991.
Simcox,R., Seed,P.T., Bennett,P., Teoh,T.G., Poston,L., Shennan,A.H., A randomized controlled trial of cervical scanning vs history to determine cerclage in women at high risk of preterm birth (CIRCLE trial), American Journal of Obstetrics and Gynecology, 200, 623-626, 2009	Included in Cochrane review
Skupski,D.W., Lin,S.N., Reiss,J., Eglinton,G.S., Extremely short cervix in the second trimester: bed rest or modified Shirodkar cerclage?, Journal of Perinatal Medicine, 42, 55-59, 2014	Not a RCT; women received 3 interventions - cerclage, indomethacin, and antibiotics
To,M.S., Alfirevic,Z., Heath,V.C., Cicero,S., Cacho,A.M., Williamson,P.R., Nicolaides,K.H., Fetal Medicine Foundation Second Trimester Screening Group., Cervical cerclage for prevention of preterm delivery in women with short cervix: randomised controlled trial, Lancet, 363, 1849-1853, 2004	Included in Cochrane review
To,M.S., Alfirevic,Z., Heath,V.C.F., Cicero,S., Cacho,A.M., Williamson,P.R., Nicolaides,K.H., Cervical cerclage for prevention of preterm delivery in women with a short cervix: a randomized, controlled trial, Obstetrical and Gynecological Survey, 60, 15-16, 2005	Included in Cochrane review

### G.3 Diagnosis of preterm prelabour rupture of membranes (P-PROM)

Study	Reason for Exclusion
Retraction. Placental alpha-microglobulin-1 rapid immunoassay for detection of premature rupture of membranes.[Retraction of Phupong V, Sonthirathi V. J Obstet Gynaecol Res. 2012 Jan;38(1):226-30; PMID: 22070530], Journal of Obstetrics and Gynaecology Research, 38, -, 2012	Study retracted because of the incorrect result
Abdelazim,I.A., Fetal fibronectin (Quick Check fFN test()) for detection of premature rupture of fetal membranes, Archives of Gynecology and Obstetrics, 287, 205-210, 2013	Comparators consisted of women with no PPRM
Abdelazim,I.A., Abdelrazak,K.M., Al-Kadi,M., Yehia,A.H., Abdulkareem,A.F., Fetal fibronectin (Quick Check fFN test) versus placental alpha microglobulin-1 (AmniSure test) for detection of premature rupture of fetal membranes, Archives of Gynecology and Obstetrics, 290, 457-464, 2014	Comparators consisted of women with no PPRM
Akercan,F., Cirpan,T., Kazandi,M., Terek,M.C., Mgoyi,L.,	Comparators consisted of

Study	Reason for Exclusion
Ozkinay,E., The value of the insulin-like growth factor binding protein-1 in the cervical-vaginal secretion detected by immunochromatographic dipstick test in the prediction of delivery in women with clinically unconfirmed preterm premature rupture of membranes, <i>European Journal of Obstetrics, Gynecology, and Reproductive Biology</i> , 121, 159-163, 2005	women with no PPROM
Albayrak,M., Ozdemir,I., Koc,O., Ankarali,H., Ozen,O., Comparison of the diagnostic efficacy of the two rapid bedside immunoassays and combined clinical conventional diagnosis in prelabour rupture of membranes, <i>European Journal of Obstetrics, Gynecology, and Reproductive Biology</i> , 158, 179-182, 2011	Over 40% of the study population consisted of women with term pregnancy
Bahasadri,S., Kashanian,M., Khalili,S., Evaluation of vaginal fluid beta-human chorionic gonadotrophin for the diagnosis of preterm premature rupture of membranes, <i>Journal of Obstetrics and Gynaecology Research</i> , 39, 777-782, 2013	Comparators consisted of women with diagnosed PRoM or no PPROM
Birkenmaier,A., Ries,J.J., Kuhle,J., Burki,N., Lapaire,O., Hosli,I., Placental -microglobulin-1 to detect uncertain rupture of membranes in a European cohort of pregnancies, <i>Archives of Gynecology and Obstetrics</i> , 285, 21-25, 2012	More than 50 % of the study's population were women with term pregnancy
Bornstein,J., Geva,A., Solt,I., Fait,V., Schoenfeld,A., Shoham,H.K., Sobel,J., Noninvasive diagnosis of premature ruptured amniotic membranes using a novel polymer, <i>American Journal of Perinatology</i> , 23, 351-354, 2006	Study was not on preterm population. 89.4% of the study participants were 36 weeks gestation and above. The proportion of preterm participants not reported nor the result analysed separately.
Bornstein,J., Ohel,G., Sorokin,Y., Reape,K.Z., Shnaider,O., Kessary-Shoham,H., Ophir,E., Effectiveness of a novel home-based testing device for the detection of rupture of membranes, <i>American Journal of Perinatology</i> , 26, 45-50, 2009	The average gestational age of participants were 37.2 weeks (range 17 to 42)
Brookes,C., Shand,K., Jones,W.R., A reevaluation of the ferning test to detect ruptured membranes, <i>Australian and New Zealand Journal of Obstetrics and Gynaecology</i> , 26, 260-264, 1986	Control group consisted of healthy women with no rupture of membranes
Buyukbayrak,E.E., Turan,C., Unal,O., Dansuk,R., Cengizoglu,B., Diagnostic power of the vaginal washing-fluid prolactin assay as an alternative method for the diagnosis of premature rupture of membranes, <i>Journal of Maternal-Fetal and Neonatal Medicine</i> , 15, 120-125, 2004	Control group consisted of healthy women with no rupture of membranes
Chen,F.C., Dudenhausen,J.W., Comparison of two rapid strip tests based on IGFBP-1 and PAMG-1 for the detection of amniotic fluid, <i>American Journal of Perinatology</i> , 25, 243-246, 2008	Study population consisted of women with term pregnancy
Cooper,A.L., Vermillion,S.T., Soper,D.E., Qualitative human chorionicgonadotropin testing of cervicovaginal washings for the detection of preterm premature rupture of membranes, <i>American Journal of Obstetrics and Gynecology</i> , 191, 593-596, 2004	Control group consisted of healthy women with no rupture of membranes
Cousins,L.M., Smok,D.P., Lovett,S.M., Poeltler,D.M., AmniSure placental alpha microglobulin-1 rapid immunoassay versus standard diagnostic methods for detection of rupture of membranes, <i>American Journal of Perinatology</i> , 22, 317-320, 2005	Pregnant women between 15 to 42 weeks gestation were included. The proportion of term and preterm participants is unclear
Darj,E., Lyrenas,S., Insulin-like growth factor binding protein-1, a quick way to detect amniotic fluid, <i>Acta Obstetricia et Gynecologica Scandinavica</i> , 77, 295-297, 1998	Women's mean gestational age in the treatment and control group were 37
Dickinson,F., Soltani,H., Nitrazine yellow and pre-labour rupture	Study population consisted of



Study	Reason for Exclusion
of membranes, Practising Midwife, 11, 48-52, 2008	women with term pregnancy
Dilbaz,B., Caliskan,E., Dilbaz,S., Ozdas,E., Filiz,T., Haberal,A., Use of insulin like growth factor binding protein-1 for diagnosis of ruptured fetal membranes in women with preterm labor, Journal of the Turkish German Gynecology Association, 7, 325-329, 2006	Control group consisted of healthy women with no rupture of membranes
Doret,M., Cartier,R., Miribel,J., Massardier,J., Massoud,M., Bordes,A., Moret,S., Gaucherand,P., Premature preterm rupture of the membrane diagnosis in early pregnancy: PAMG-1 and IGFBP-1 detection in amniotic fluid with biochemical tests, Clinical Biochemistry, 46, 1816-1819, 2013	Study population consisted of women with no PROM. Samples of amniotic fluid were collected by amniocentesis.
El-Messidi,A., Cameron,A., Diagnosis of premature rupture of membranes: inspiration from the past and insights for the future. [80 refs], Journal of Obstetrics and Gynaecology Canada: JOGC, 32, 561-569, 2010	A systematic review that included studies with mix population (term and pre-term)
Erdemoglu,E., Mungan,T., Significance of detecting insulin-like growth factor binding protein-1 in cervicovaginal secretions: comparison with nitrazine test and amniotic fluid volume assessment, Acta Obstetrica et Gynecologica Scandinavica, 83, 622-626, 2004	Comparators consisted of women with diagnosed PROM or no PROM
Ernest,J.M., Meis,P.J., Moore,M.L., Swain,M., Vaginal pH: a marker of preterm premature rupture of the membranes, Obstetrics and Gynecology, 74, 734-738, 1989	Vaginal pH measurements taken before rupture of membranes, from women with high risk of preterm birth, were used as the control data
Esim,E., Turan,C., Unal,O., Dansuk,R., Cengizglu,B., Diagnosis of premature rupture of membranes by identification of beta-HCG in vaginal washing fluid, European Journal of Obstetrics, Gynecology, and Reproductive Biology, 107, 37-40, 2003	Women's mean gestational age in the treatment and control group were 39 weeks
Eskicioglu,F., Gur,E.B., Diagnostic modalities in premature rupture of membranes, International Journal of Women's Health and Reproduction Sciences, 3, 89-92, 2015	Narrative review
Garite,T.J., Gocke,S.E., Diagnosis of preterm rupture of membranes: is testing for alpha-fetoprotein better than ferning or nitrazine?, American Journal of Perinatology, 7, 276-278, 1990	Over 50% of the study population consisted of women with term pregnancy
Gaucherand,P., Guibaud,S., Awada,A., Rudigoz,R.C., Comparative study of three amniotic fluid markers in premature rupture of membranes: fetal fibronectin, alpha-fetoprotein, diamino-oxydase, Acta Obstetrica et Gynecologica Scandinavica, 74, 118-121, 1995	80% of the study population had term gestation
Gaucherand,P., Guibaud,S., Rudigoz,R.C., Wong,A., Diagnosis of premature rupture of the membranes by the identification of alpha-feto-protein in vaginal secretions, Acta Obstetrica et Gynecologica Scandinavica, 73, 456-459, 1994	Control groups consisted of women with no rupture of membranes and women with confirmed rupture of membranes
Gaucherand,P., Salle,B., Sergeant,P., Guibaud,S., Brun,J., Bizollon,C.A., Rudigoz,R.C., Comparative study of three vaginal markers of the premature rupture of membranes. Insulin like growth factor binding protein 1 diamine-oxidase pH, Acta Obstetrica et Gynecologica Scandinavica, 76, 536-540, 1997	Comparators consisted of women with no PPROM
Gorodeski,I.G., Haimovitz,L., Bahari,C.M., Reevaluation of the pH, ferning and Nile blue sulphate staining methods in pregnant women with premature rupture of the fetal membranes, Journal of Perinatal Medicine, 10, 286-292, 1982	Healthy women with no rupture of membranes and women with confirmed rupture of membranes included
Guibourdenche,J., Luton,D., Andre,E., Noel,M., Porquet,D., Rapid detection of insulin-like growth factor-binding protein-1	Control women were consisted of healthy women with no

Study	Reason for Exclusion
and foetal fibronectin in cervico-vaginal secretions to diagnose premature membrane rupture, <i>Annals of Clinical Biochemistry</i> , 36, 388-390, 1999	rupture of membranes
Hosseini,M.A., Nahidi,F., Majdfar,Z., Comparison of fern and evaporation tests for detection of ruptured fetal membranes, <i>Eastern Mediterranean Health Journal</i> , 13, 197-200, 2007	Women's mean gestational age in the treatment and control group were 37 weeks
Jeurgens-Borst,A.J., Bekkers,R.L., Sporken,J.M., van den Berg,P.P., Use of insulin like growth factor binding protein-1 in the diagnosis of ruptured fetal membranes, <i>European Journal of Obstetrics, Gynecology, and Reproductive Biology</i> , 102, 11-14, 2002	Control group consisted of healthy women with no rupture of membranes
Kafali,H., Oksuzler,C., Vaginal fluid urea and creatinine in diagnosis of premature rupture of membranes, <i>Archives of Gynecology and Obstetrics</i> , 275, 157-160, 2007	Control group consisted of women with no PROM and confirmed PROM
Kariman,N., Afrakhte,M., Hedayati,M., Fallahian,M., Alavi,Majd H., Diagnosis of premature rupture of membranes by assessment of urea and creatinine in vaginal washing fluid, <i>Iranian Journal of Reproductive Medicine</i> , 11, 93-100, 2013	Mean gestational age of study participants was >38 weeks
Kariman,N., Hedayati,M., Alavi,Majd Sh, The diagnostic power of cervico-vaginal fluid prolactin in the diagnosis of premature rupture of membranes, <i>Iranian Red Crescent Medical Journal</i> , 14, 541-548, 2012	Over 50% of the study population consisted of women with term pregnancy
Kariman,N., Hedayati,M., Alavi,MajdS, The Role of vaginal prolactin in diagnosis of premature rupture of membranes, <i>Iranian Red Crescent Medical Journal</i> , 14, 352-357, 2012	Control group consisted of healthy women with no rupture of membranes
Kariman,N., Hedayati,M., Taheri,Z., Fallahian,M., Salehpoor,S., Alavi,MajdS, Comparison of ELISA and three rapid HCG dipsticks in diagnosis of premature rupture of membranes, <i>Iranian Red Crescent Medical Journal</i> , 13, -, 2011	Over 50% of the study population consisted of women with term pregnancy
Kim,Y.H., Park,Y.W., Kwon,H.S., Kwon,J.Y., Kim,B.J., Vaginal fluid beta-human chorionic gonadotropin level in the diagnosis of premature rupture of membranes, <i>Acta Obstetrica et Gynecologica Scandinavica</i> , 84, 802-805, 2005	Control group consisted of healthy women with term pregnancy and no rupture of membranes
Kishida,T., Yamada,H., Negishi,H., Sagawa,T., Makinoda,S., Fujimoto,S., Diagnosis of premature rupture of the membranes in preterm patients, using an improved AFP kit: comparison with ROM-check and/or nitrazine test, <i>European Journal of Obstetrics, Gynecology, and Reproductive Biology</i> , 69, 77-82, 1996	Control group consisted of healthy women with no rupture of membranes
Kishida,T., Yamada,H., Negishi,H., Sagawa,T., Makinoda,S., Fujimoto,S., Diagnosis of preterm premature rupture of the membranes using a newly developed AFP monoclonal antibody test kit, <i>European Journal of Obstetrics, Gynecology, and Reproductive Biology</i> , 58, 67-72, 1995	Control group consisted of healthy women with no rupture of membranes
Lee,S.E., Park,J.S., Norwitz,E.R., Kim,K.W., Park,H.S., Jun,J.K., Measurement of placental alpha-microglobulin-1 in cervicovaginal discharge to diagnose rupture of membranes, <i>Obstetrics and Gynecology</i> , 109, 634-640, 2007	Over 50% of the study population consisted of women with term pregnancy
Li,H.Y., Chang,T.S., Vaginal fluid creatinine, human chorionic gonadotropin and alpha-fetoprotein levels for detecting premature rupture of membranes, <i>Chung Hua i Hsueh Tsa Chih - Chinese Medical Journal</i> , 63, 686-690, 2000	Control group consisted of healthy women with no rupture of membranes
Liang,D.K., Qi,H.B., Luo,X., Xiao,X.Q., Jia,X.Y., Comparative study of placental alpha-microglobulin-1, insulin-like growth factor binding protein-1 and nitrazine test to diagnose premature rupture of membranes: a randomized controlled trial, <i>Journal of</i>	Comparators consisted of women with PROM and no PPRM

Study	Reason for Exclusion
Obstetrics and Gynaecology Research, 40, 1555-1560, 2014	
Lockwood,C.J., Wein,R., Chien,D., Ghidini,A., Alvarez,M., Berkowitz,R.L., Fetal membrane rupture is associated with the presence of insulin-like growth factor-binding protein-1 in vaginal secretions, American Journal of Obstetrics and Gynecology, 171, 146-150, 1994	Women's mean gestational age in the treatment and control group were 37 weeks
Loukovaara,M., Koistinen,R., Kalme,T., Kurki,T., Leinonen,P., Seppala,M., Serum insulin-like growth factor-I and insulin-like growth factor binding protein-3 in premature rupture of membranes, Acta Obstetricia et Gynecologica Scandinavica, 81, 905-908, 2002	Mean gestational age of the participants in the control group was 39 weeks
Martinez de,Tejada B., Boulvain,M., Dumps,P., Bischof,P., Meisser,A., Irion,O., Can we improve the diagnosis of rupture of membranes? The value of insulin-like growth factor binding protein-1, BJOG: An International Journal of Obstetrics and Gynaecology, 113, 1096-1099, 2006	Women's mean gestational age in the treatment and control group were 38 weeks
Movahed,F., Elmizadeh,K., Javadi,A., Chooapani,A., The value of qualitative detection of human chorionic gonadotropin in vaginal washing fluid for diagnosis of preterm premature rupture of membranes, Pakistan Journal of Medical Sciences, 28, 900-903, 2012	Control group consisted of healthy women with no rupture of membranes
Mulhair,L., Carter,J., Poston,L., Seed,P., Briley,A., Prospective cohort study investigating the reliability of the AmnioSense method for detection of spontaneous rupture of membranes, BJOG: An International Journal of Obstetrics and Gynaecology, 116, 313-318, 2009	Median gestational age of the participations was > 37 weeks
Nazari,N., Ahmadi,M., Mazani,M., Majd,H.A., Refaei,M., The diagnostic value of the lactate level in the vaginal fluid for determining the premature rupture of membranes, HealthMED, 6, 3961-3966, 2012	Women's median gestational age in the treatment and control group were 38 weeks
Ng,B.K., Lim,P.S., Shafiee,M.N., Ghani,N.A., Ismail,N.A., Omar,M.H., Yassin,M.A., Comparison between AmniSure placental alpha microglobulin-1 rapid immunoassay and standard diagnostic methods for detection of rupture of membranes, BioMed Research International, 2013, 587438-, 2013	Mean gestational age of study population was >38 weeks
Palacio,M., Kuhnert,M., Berger,R., Larios,C.L., Marcellin,L., Meta-analysis of studies on biochemical marker tests for the diagnosis of premature rupture of membranes: comparison of performance indexes, BMC Pregnancy and Childbirth, 14, 183-, 2014	Individual studies contributing to the review have been checked for relevance and included where appropriate.
Phocas,I., Sarandakou,A., Kontoravdis,A., Chryssicopoulos,A., Zourlas,P.A., Vaginal fluid prolactin: a reliable marker for the diagnosis of prematurely ruptured membranes. Comparison with vaginal fluid alpha-fetoprotein and placental lactogen, European Journal of Obstetrics, Gynecology, and Reproductive Biology, 31, 133-141, 1989	Control women were consisted of healthy women with no rupture of membranes
Ramsauer,B., Vidaeff,A.C., Hosli,I., Park,J.S., Strauss,A., Khodjaeva,Z., de la Cruz,A.A., Martinez-Astorquiza,T., Horovitz,J., Coatleven,F., Helmer,H., The diagnosis of rupture of fetal membranes (ROM): a meta-analysis, Journal of Perinatal Medicine, 41, 233-240, 2013	Individual studies contributing to this systematic review have been checked for relevance and included where appropriate.
Rochelson,B.L., Richardson,D.A., Macri,J.N., Rapid assay--possible application in the diagnosis of premature rupture of the membranes, Obstetrics and Gynecology, 62, 414-418, 1983	Control groups consisted of women with no rupture of membranes and women with confirmed rupture of

Study	Reason for Exclusion
	membranes
Rochelson,B.L., Rodke,G., White,R., Bracero,L., Baker,D.A., A rapid colorimetric AFP monoclonal antibody test for the diagnosis of preterm rupture of the membranes, <i>Obstetrics and Gynecology</i> , 69, 163-166, 1987	Control group were consisted of women confirmed rupture of membranes
Rutanen,E.M., Karkkainen,T.H., Lehtovirta,J., Uotila,J.T., Hinkula,M.K., Hartikainen,A.L., Evaluation of a rapid strip test for insulin-like growth factor binding protein-1 in the diagnosis of ruptured fetal membranes, <i>Clinica Chimica Acta</i> , 253, 91-101, 1996	Control group consisted of healthy women with no rupture of membranes
Rutanen,E.M., Pekonen,F., Karkkainen,T., Measurement of insulin-like growth factor binding protein-1 in cervical/vaginal secretions: comparison with the ROM-check Membrane Immunoassay in the diagnosis of ruptured fetal membranes, <i>Clinica Chimica Acta</i> , 214, 73-81, 1993	Study population consisted of women undergoing amniocentesis for fetal lung maturity
Shahin,M., Raslan,H., Comparative study of three amniotic fluid markers in premature rupture of membranes: prolactin, beta subunit of human chorionic gonadotropin, and alpha-fetoprotein, <i>Gynecologic and Obstetric Investigation</i> , 63, 195-199, 2007	Control group consisted of healthy women with no rupture of membranes
Sosa,C.G., Herrera,E., Restrepo,J.C., Strauss,A., Alonso,J., Comparison of placental alpha microglobulin-1 in vaginal fluid with intra-amniotic injection of indigo carmine for the diagnosis of rupture of membranes, <i>Journal of Perinatal Medicine</i> , 42, 611-616, 2014	Reference test was an Invasive procedures (intra-amniotic injection of dye) that may have caused a rupture
Sukchaya,K., Phupong,V., A comparative study of positive rate of placental alpha-microglobulin-1 test in pre-term pregnant women with and without uterine contraction, <i>Journal of Obstetrics and Gynaecology</i> , 33, 566-568, 2013	Study population consisted of women with no PROM
Temel,O., Cogendez,E., Selcuk,S., Asoglu,M.R., Kaya,E., beta-human chorionic gonadotropin assay in vaginal washing fluid for the accurate diagnosis of premature rupture of membranes during late pregnancyGec gebelik si{dotless}rasi{dotless}nda erken membran rupturunun dogru tani{dotless}si{dotless} icin vajinal yi{dotless}kama si{dotless}vi{dotless}si{dotless}nda beta-human koryonik gonodatropin olcumu, <i>Journal of the Turkish German Gynecology Association</i> , 14, 201-204, 2013	Comparators consisted of women with no PPRM or confirmed PPRM
Thomasino,T., Levi,C., Draper,M., Neubert,A.G., Diagnosing rupture of membranes using combination monoclonal/polyclonal immunologic protein detection, <i>Journal of Reproductive Medicine</i> , 58, 187-194, 2013	69% of study population were at term (>37 weeks)
Wang,T., Zhou,R., Xiong,W., Wang,Y., Zhu,C., Song,C., Gao,L., Zhang,L., Hu,H., Clinical evaluation of soluble intercellular adhesion molecule-1 and insulin like growth factor-binding protein-1-based rapid immunoassays for the diagnosis of prelabor rupture of membranes, <i>Journal of Perinatal Medicine</i> , 41, 181-185, 2013	Control group were consisted of healthy women with no rupture of membranes
Yamada,H., Fujimoto,S., Rapid diagnosis of premature rupture of membranes using a new kit employing anti-AFP monoclonal antibody, <i>Archives of Gynecology and Obstetrics</i> , 256, 57-61, 1995	Control group were consisted of healthy women with no rupture of membranes
Yamada,H., Kishida,T., Negishi,H., Sagawa,T., Yamaguchi,M., Sato,C., Nakamura,I., Sato,H., Sakai,K., Yamaguchi,T., Fujimoto,S., Comparison of an improved AFP kit with the intra-amniotic PSP dye-injection method in equivocal cases of preterm premature rupture of the fetal membranes, <i>Journal of Obstetrics and Gynaecology Research</i> , 23, 307-311, 1997	Small study. Only n = 4 women with pretem getation included

### G.3.1 Health economics

Study	Reason for Exclusion
CADTH., AmniSure versus fern testing to assess the rupture of fetal membranes in pregnant women: a review of the comparative accuracy, cost-effectiveness, and guidelines (Structured abstract), Health Technology Assessment Database, -, 2013	No cost-effectiveness evidence identified.
Centre for Reviews and Dissemination, Healthcare evaluation of the use of atosiban and fibronectin for the management of pre-term labour (Structured abstract), NHS Economic Evaluation Database (NHSEED), -, 2009	Does not report outcome of interest
Chandiramani,M., Di Renzo,G.C., Gottschalk,E., Helmer,H., Henrich,W., Hoesli,I., Mol,B., Norman,J.E., Robson,S., Thornton,S., Shennan,A., Fetal fibronectin as a predictor of spontaneous preterm birth: a European perspective, Journal of Maternal-Fetal and Neonatal Medicine, 24, 330-336, 2011	No economic evaluation
Deshpande,S.N., Van,AsseltA, Tomini,F., Armstrong,N., Allen,A., Noake,C., Khan,K., Severens,J.L., Kleijnen,J., Westwood,M.E., Rapid fetal fibronectin testing to predict preterm birth in women with symptoms of premature labour: A systematic review and cost analysis, Health Technology Assessment, 17, 95-135, 2013	outcome - does not include any outcomes of interest
Echebiri,N.C., McDoom,M.M., Pullen,J.A., Aalto,M.M., Patel,N.N., Doyle,N.M., Placental alpha-microglobulin-1 and combined traditional diagnostic test: a cost-benefit analysis, American Journal of Obstetrics and Gynecology, 212, 77-10, 2015	CTDT is not comparator of interest
Eleje,G.U., Ezugwu,E.C., Ogunyemi,D., Eleje,L.I., Ikechebelu,J.I., Igwegbe,A.O., Okonkwo,J.E., Ikpeze,O.C., Udigwe,G.O., Onah,H.E., Nwosu,B.O., Ezeama,C.O., Ezenkwele,E.P., Accuracy and cost-analysis of placental alpha-microglobulin-1 test in the diagnosis of premature rupture of fetal membranes in resource-limited community settings, Journal of Obstetrics and Gynaecology Research, 41, 29-38, 2014	Resource limited setting, so limited relevance to UK practice
Groom,K.M., Liu,E., Allenby,K., The impact of fetal fibronectin testing for women with symptoms of preterm labour in routine clinical practice within a New Zealand population, Australian and New Zealand Journal of Obstetrics and Gynaecology, 46, 440-445, 2006	No economic evaluation
Honest,H., Forbes,C.A., Duree,K.H., Norman,G., Duffy,S.B., Tsourapas,A., Roberts,T.E., Barton,P.M., Jowett,S.M., Hyde,C.J., Khan,K.S., Screening to prevent spontaneous preterm birth: systematic reviews of accuracy and effectiveness literature with economic modelling. [736 refs], Health Technology Assessment (Winchester, England), 13, 1-627, 2009	Wrong interventions or comparators for all identified economic evaluation studies.

Study	Reason for Exclusion
Ilechukwu,I., Cost benefit of using amnisure to diagnose membrane rupture in pregnancy, Journal of Paediatrics and Child Health, 46, 69-, 2010	Poster abstract; no economic evaluation.
Mozurkewich,E.L., Naglie,G., Krahn,M.D., Hayashi,R.H., Predicting preterm birth: A cost-effectiveness analysis, American Journal of Obstetrics and Gynecology, 182, 1589-1598, 2000	outcome - does not include any outcomes of interest
Nama,V., Desilva,C., Manyonda,I., Association between lactate in vaginal fluid and time to spontaneous onset of labour from women with suspected prelabour rupture of the membranes [5], BJOG: An International Journal of Obstetrics and Gynaecology, 114, 652-653, 2007	No economic evaluation
Van,BaarenG, Vis,J., Wilms,F., Oudijk,M., Kwee,A., Porath,M., Scheepers,H.C.J., Spaanderman,M.E.A., Bloemenkamp,K.W.W., Middeldorp,A.J.M., Bolte,A., Bax,C., Cornette,J.M.J., Duvekot,J., Nij,BijvanckB, Van,EijckJ, Franssen,M.T.M., Sollie,K., Vandenbussche,F.P.A., Woiski,M., Van,DerPostJ, Bossuyt,P.M.M., Opmeer,B., Mol,B.W.J., Economic analysis of fetal fibrinectin testing and/or cervical length measurement in women with threatened preterm labor, American Journal of Obstetrics and Gynecology, 208, S210-S211, 2013	Not PPROM population
Vidaeff,A.C., Ramin,S.M., From concept to practice: The recent history of preterm delivery prevention. Part I: Cervical competence, American Journal of Perinatology, 23, 3-13, 2006	No economic evaluation
Vis,J.Y., Wilms,F.F., Oudijk,M.A., Porath,M.M., Scheepers,H.C., Bloemenkamp,K.W., Bolte,A.C., Cornette,J., Derks,J.B., Duvekot,J.J., van,Eyck J., Kwee,A., Opmeer,B.C., van Pampus,M.G., Lotgering,F.K., Scherjon,S.A., Sollie,K.M., Spaanderman,M.E., Willekes,C., van der Post,J.A., Mol,B.W., Cost-effectiveness of fibronectin testing in a triage in women with threatened preterm labor: alleviation of pregnancy outcome by suspending tocolysis in early labor (APOSTEL-I trial), BMC Pregnancy and Childbirth, 9, 38-, 2009	No results, study protocol

## G.4 Antenatal prophylactic antibiotics for women with P-PPROM

Study	Reason for Exclusion
Almeida,L., Schmauch,A., Bergstrom,S., A randomised study on the impact of peroral amoxicillin in women with prelabour rupture of membranes preterm, Gynecologic and Obstetric Investigation, 41, 82-84, 1996	Wrong population: women most likely to have infection
August,Fuhr N., Becker,C., van,Baalen A., Bauer,K., Hopp,H.,	Wrong intervention:

Study	Reason for Exclusion
Antibiotic therapy for preterm premature rupture of membranes - results of a multicenter study, <i>Journal of Perinatal Medicine</i> , 34, 203-206, 2006	antibiotics combined with tocolytics and corticoids
Brelje,M.C., Kaltreider,D.F., The use of vaginal antibiotics in premature rupture of the membranes, <i>American Journal of Obstetrics and Gynecology</i> , 94, 889-897, 1966	No preterm definition
Camli,L., Mavunagacioglu,S., Bostanci,A., Camli,S., Soylu,F., Antibiotherapy in preterm premature rupture of membrane does it effect the latent period and infectious morbidity?. <ORIGINAL> PRETERM ERKEN MEMBRAN RUPTURUNDE ANTIBIYOTIK KULLANIMI: LATENT PERIYODA VE ENFEKSIYOZ MORBIDITEYE ETKISI VAR MI?, <i>Jinekoloji Ve Obstetrik Dergisi</i> , 11, 138-142, 1997	Study included in a systematic review that has been included (Kenyon et al., 2013)
Cousens,S., Blencowe,H., Gravett,M., Lawn,J.E., Antibiotics for pre-term pre-labour rupture of membranes: prevention of neonatal deaths due to complications of pre-term birth and infection. [34 refs], <i>International Journal of Epidemiology</i> , 39 Suppl 1, i134-i143, 2010	A systematic review with no new data added: all studies are already incorporated in an existing included study (Kenyon 2010)
Ernest,J.M., Givner,L.B., A prospective, randomized, placebo-controlled trial of penicillin in preterm premature rupture of membranes, <i>American Journal of Obstetrics and Gynecology</i> , 170, 516-521, 1994	Study included in a systematic review that has been included (Kenyon et al., 2013)
Granados,M.A., French,L., Antibiotic treatment in preterm PROM, <i>The Journal of family practice</i> , 46, 14-15, 1998	Abstract
Greenberg,R.T., Hankins,G.D., Antibiotic therapy in preterm premature rupture of membranes. [48 refs], <i>Clinical Obstetrics and Gynecology</i> , 34, 742-750, 1991	Narrative review
Grier,M., Weston,J., Xu,Y., Patil,A., Epling,J., Do antibiotics improve neonatal outcomes in preterm premature rupture of membranes (PPROM)?, <i>Journal of Family Practice</i> , 50, 626-, 2001	Abstract only
Habel,A.H., Sandor,G.S., Conn,N.K., McCrae,W.M., Premature rupture of membranes and effects of prophylactic antibiotics, <i>Archives of Disease in Childhood</i> , 47, 401-404, 1972	Not a RCT
Halis, Ragosch, Hundertmark, Weitzel, Hopp, Antibiotic therapy for reduction of infant morbidity after preterm premature rupture of the membranes - a randomized controlled trial, 11th European Congress of Clinical Microbiology and Infectious Diseases;, 2001 April 1-4; Istanbul, Turkey 2001., -4, 2001	Abstract
Johnston,M.M., Sanchez-Ramos,L., Vaughn,A.J., Todd,M.W., Benrubi,G.I., Antibiotic therapy in preterm premature rupture of membranes: a randomized, prospective, double-blind trial, <i>American Journal of Obstetrics and Gynecology</i> , 163, 743-747, 1990	Study included in a systematic review that has been included (Kenyon et al., 2013)
Kenyon,S., Boulvain,M., Neilson,J.P., Antibiotics for preterm rupture of membranes. [84 refs][Update of Cochrane Database Syst Rev. 2003;(2):CD001058; PMID: 12804398], <i>Cochrane Database of Systematic Reviews</i> , CD001058-, 2010	Review was updated in 2013, updated review is included
Kenyon,S., Brocklehurst,P., Jones,D., Marlow,N., Salt,A., Taylor,D., MRC ORACLE Children Study. Long term outcomes following prescription of antibiotics to pregnant women with either spontaneous preterm labour or preterm rupture of the membranes, <i>BMC Pregnancy and Childbirth</i> , 8, 14-, 2008	Study protocol
Kenyon,S., Taylor,D.J., Tarnow-Mordi,W.O., ORACLE Collaborative Group., ORACLE--antibiotics for preterm prelabour rupture of the membranes: short-term and long-term outcomes, <i>Acta Paediatrica Supplement</i> , 91, 12-15, 2002	Study included in a systematic review that has been included (Kenyon et al., 2010)
Kwak,H.M., Shin,M.Y., Cha,H.H., Choi,S.J., Lee,J.H., Kim,J.S.,	Wrong intervention:

Study	Reason for Exclusion
Roh,C.R., Kim,J.H., Oh,S.Y., The efficacy of cefazolin plus macrolide (erythromycin or clarithromycin) versus cefazolin alone in neonatal morbidity and placental inflammation for women with preterm premature rupture of membranes, <i>Placenta</i> , 34, 346-352, 2013	Comparison made between two different antibiotics
Lewis,D.F., Adair,C.D., Robichaux,A.G., Jaekle,R.K., Moore,J.A., Evans,A.T., Fontenot,M.T., Antibiotic therapy in preterm premature rupture of membranes: Are seven days necessary? A preliminary, randomized clinical trial, <i>American Journal of Obstetrics and Gynecology</i> , 188, 1413-1416, 2003	Study included in a systematic review that has been included (Kenyon et al., 2013)
Lewis,D.F., Fontenot,M.T., Brooks,G.G., Wise,R., Perkins,M.B., Heymann,A.R., Latency period after preterm premature rupture of membranes: a comparison of ampicillin with and without sulbactam, <i>Obstetrics and Gynecology</i> , 86, 392-395, 1995	Wrong intervention: Comparison made between two similar antibiotics
Lovett,S., Weiss,J., Diogo,M., Williams,P., Garite,T., A prospective randomized clinical trial of antibiotic therapy for preterm premature rupture of membranes, <i>American Journal of Obstetrics and Gynecology</i> , Vol.174, pp.306, 1996., -, -32676	Abstract
Martin,L.M., Abad,A., Naranjo,F., Morcillo,F., Maiques,V., Effects of antibiotic prophylaxis in the evolution of pregnancies complicated with preterm rupture of the membranes, <i>Clinica E Investigacion En Ginecologia Y Obstetricia</i> , 22, 382-388, 1995	Non-English
Matsuda,Y., Ikenoue,T., Hokanishi,H., Premature rupture of the membranes--aggressive versus conservative approach: effect of tocolytic and antibiotic therapy, <i>Gynecologic and Obstetric Investigation</i> , 36, 102-107, 1993	Wrong intervention: Combination intervention (antibiotics plus tocolytics)
Maymon,E., Chaim,W., Sheiner,E., Mazor,M., A review of randomized clinical trials of antibiotic therapy in preterm premature rupture of the membranes, <i>Archives of Gynecology and Obstetrics</i> , 261, 173-181, 1998	Narrative review
McCaul,J.F., Perry,K.G.,Jr., Moore,J.L.,Jr., Martin,R.W., Bucovaz,E.T., Morrison,J.C., Adjunctive antibiotic treatment of women with preterm rupture of membranes or preterm labor, <i>International Journal of Gynaecology and Obstetrics</i> , 38, 19-24, 1992	Study already incorporated in a systematic review that has been included (Kenyon et al., 2013)
McGregor,J.A., French,J.I., Seo,K., Antimicrobial therapy in preterm premature rupture of membranes: results of a prospective, double-blind, placebo-controlled trial of erythromycin, <i>American Journal of Obstetrics and Gynecology</i> , 165, 632-640, 1991	Study included in a systematic review that has been included (Kenyon et al., 2013)
Mercer,B., Miodovnik,M., Thurnau,G., Goldenberg,R., Das,A., Merenstein,G., A multicentre randomized controlled trial of antibiotic therapy vs. placebo therapy after preterm premature rupture of the membranes, <i>American Journal of Obstetrics and Gynecology</i> , 174, 304, 1996-, 1996	Study included in a systematic review that has been included (Kenyon et al., 2013)
Mercer,B.M., Crouse,D.T., Goldenberg,R.L., Miodovnik,M., Mapp,D.C., Meis,P.J., Dombrowski,M.P., The antibiotic treatment of PPRM study: Systemic maternal and fetal markers and perinatal outcomes, <i>American Journal of Obstetrics and Gynecology</i> , 206, 145-145, 2012	No outcomes of interest
Mercer,B.M., Miodovnik,M., Thurnau,G.R., Goldenberg,R.L., Das,A.F., Ramsey,R.D., Rabello,Y.A., Meis,P.J., Moawad,A.H., Iams,J.D., Van Dorsten,J.P., Paul,R.H., Bottoms,S.F., Merenstein,G., Thom,E.A., Roberts,J.M., McNellis,D., Antibiotic therapy for reduction of infant morbidity after preterm premature rupture of the membranes. A randomized controlled trial. National Institute of Child Health and Human Development Maternal-Fetal Medicine Units Network, <i>JAMA</i> , 278, 989-995, 1997	Study included in a systematic review that has been included (Kenyon et al., 2013)
Mercer,B.M., Moretti,M.L., Prevost,R.R., Sibai,B.M., Erythromycin	Study included in a



Study	Reason for Exclusion
therapy in preterm premature rupture of the membranes: a prospective, randomized trial of 220 patients, <i>American Journal of Obstetrics and Gynecology</i> , 166, 794-802, 1992	systematic review that has been included (Kenyon et al., 2013)
Miller,J.M.,Jr., Brazy,J.E., Gall,S.A., Crenshaw,M.C.,Jr., Jelovsek,F.R., Premature rupture of the membranes: maternal and neonatal infectious morbidity related to betamethasone and antibiotic therapy, <i>Journal of Reproductive Medicine</i> , 25, 173-177, 1980	Not a RCT and wrong intervention (betamethasone combined with antibiotics)
Pierson,R.C., Gordon,S.S., Haas,D.M., A retrospective comparison of antibiotic regimens for preterm premature rupture of membranes, <i>Obstetrics and Gynecology</i> , 124, 515-519, 2014	Not a RCT
Reimer,T., Ulfing,N., Friese,K., Antibiotics: treatment of preterm labor, <i>Journal of Perinatal Medicine</i> , 27, 35-40, 1999	Narrative
Ryo,E., Ikeya,M., Sugimoto,M., Clinical study of the effectiveness of imipenem/cilastatin sodium as the antibiotics of first choice in the expectant management of patients with preterm premature rupture of membranes, <i>Journal of Infection and Chemotherapy</i> , 11, 32-36, 2005	Wrong intervention (betamethasone plus imipenem/cilastatin sodium)
Seelbach-Goebel,B., Antibiotic therapy for premature rupture of membranes and preterm labor and effect on fetal outcome, <i>Geburtshilfe und Frauenheilkunde</i> , 73, 1218-1227, 2013	Narrative review
Segel,S.Y., Miles,A.M., Clothier,B., Parry,S., Macones,G.A., Duration of antibiotic therapy after preterm premature rupture of fetal membranes, <i>American Journal of Obstetrics and Gynecology</i> , 189, 799-802, 2003	Study included in a systematic review that has been included (Kenyon et al., 2013)
Singh,K., Mercer,B., Antibiotics after preterm premature rupture of the membranes, <i>Clinical Obstetrics and Gynecology</i> , 54, 344-350, 2011	Narrative review
Tchirikov,M., Bapayeva,G., Zhumadilov,Z.Sh, Dridi,Y., Harnisch,R., Herrmann,A., Treatment of PPRM with anhydramnion in humans: First experience with different amniotic fluid substitutes for continuous amnioinfusion through a subcutaneously implanted port system, <i>Journal of Perinatal Medicine</i> , 41, 657-663, 2013	Not a RCT and wrong intervention
Thinkhamrop,Jadsada, Hofmeyr,Justus G., Adetoro,Olailekan, Lumbiganon,Pisake, Ota,Erika, Antibiotic prophylaxis during the second and third trimester to reduce adverse pregnancy outcomes and morbidity, <i>Cochrane Database of Systematic Reviews</i> , -, 2015	Antibiotic prophylaxis during the second and third trimester. Trials included women with positive fFN were excluded
Wojcieszek,Aleena M., Stock,Owen M., Flenady,Vicki, Antibiotics for prelabour rupture of membranes at or near term, <i>Cochrane Database of Systematic Reviews</i> , -, 2014	From 4 trials included in this systematic review, 2 trials included women at 36 weeks and more and the other 2 included women at 38-42 weeks gestation.
Yeung,S.W., Sahota,D.S., Leung,T.Y., Comparison of the effect of penicillins versus erythromycin in preventing neonatal group B streptococcus infection in active carriers following preterm prelabor rupture of membranes, <i>Taiwanese Journal of Obstetrics and Gynecology</i> , 53, 210-214, 2014	Not a RCT
Yudin,M.H., van,Schalkwyk J., Van,Eyk N., Boucher,M., Castillo,E., Cormier,B., Gruslin,A., Money,D.M., Murphy,K., Ogilvie,G., Paquet,C., Steenbeek,A., Wong,T., Gagnon,R., Hudon,L., Basso,M., Bos,H., Delisle,M.F., Farine,D., Grabowska,K., Menticoglou,S., Mundle,W.R., Murphy-Kaulbeck,L.C., Ouellet,A., Pressey,T., Roggensack,A., Society of Obstetricians and Gynaecologists of Canada., Antibiotic therapy in preterm premature rupture of the membranes. [20 refs], <i>Journal of Obstetrics and Gynaecology Canada: JOGC</i> , 31, 863-867, 2009	Narrative

#### G.4.1 Health economics

Study	Reason for Exclusion
Centre for, Reviews, Dissemination,, Cost-effectiveness of different treatment strategies with intrapartum antibiotic prophylaxis to prevent early-onset group B streptococcal disease (Structured abstract), 2005	The strategy of interest was not limited to those with diagnosed PPROM. It also included women with intrapartum fever (>37.5C), bacteriuria caused by GBS during pregnancy or a previous child with GBS.

### G.5 Identifying infection in women with P-PROM

Study	Reason for Exclusion
Akbari,S., Birjandi,M., Mohtasham,N., [Evaluation of the effect of progesterone on prevention of preterm delivery and its complications] LA: Ara, Scientific Journal of Kurdistan University of Medical Sciences, 14, 11-19, 2009	Included in Dodd 2013 Cochrane systematic review.
Armson,B.A., Dodd,J., =for the POPPICollaborative Trial Group, POPPI: prevention of problems of preterm birth with progesterone in women at increased risk: a multicentre randomised controlled trial [abstract], Journal of Paediatrics and Child Health, 43, A29, 2007-, 2007	Conference abstract
Barranco,C., Progesterone reduces risk of preterm birth-but outcome data are lacking, Nature Clinical Practice Endocrinology and Metabolism, 2, 244-, 2006	Narrative report of a systematic review (Dodd 2006).
Cetingoz,E., Cam,C., Sakalli,M., Karateke,A., Celik,C., Sancak,A., Progesterone effects on preterm birth in high-risk pregnancies: a randomized placebo-controlled trial, Archives of Gynecology and Obstetrics, 283, 423-429, 2011	Included in Dodd 2013 Cochrane systematic review.
da Fonseca,E.B., Bittar,R.E., Carvalho,M.H., Zugaib,M., Prophylactic administration of progesterone by vaginal suppository to reduce the incidence of spontaneous preterm birth in women at increased risk: a randomized placebo-controlled double-blind study, American Journal of Obstetrics and Gynecology, 188, 419-424, 2003	Included in Dodd 2013 Cochrane systematic review.
Defranco,E.A., O'Brien,J.M., Adair,C.D., Lewis,D.F., Hall,D.R., Fusey,S., Soma-Pillay,P., Porter,K., How,H., Schakis,R., Eller,D., Trivedi,Y., Vanburen,G., Khandelwal,M., Trofater,K., Vidyadhari,D., Vijayaraghavan,J., Weeks,J., Dattel,B., Newton,E., Chazotte,C., Valenzuela,G., Calda,P., Bsharat,M., Creasy,G.W., Vaginal progesterone is associated with a decrease in risk for early preterm birth and improved neonatal outcome in women with a short cervix: a secondary analysis from a randomized, double-blind, placebo-controlled trial, Ultrasound in Obstetrics and Gynecology, 30, 697-705, 2007	Included in Dodd 2013 Cochrane systematic review.
Dharan,V.B., Ludmir,J., Alternative treatment for a short cervix: the cervical pessary, Seminars in Perinatology, 33, 338-342, 2009	The intervention (a cervical pessary with no progesterone) is not relevant to the protocol
Dodd,J.M., Crowther,C.A., Cincotta,R., Flenady,V., Robinson,J.S., Progesterone supplementation for preventing preterm birth: a systematic review and meta-analysis. [46 refs], Acta Obstetrica et Gynecologica Scandinavica, 84, 526-533, 2005	Systematic review - individual studies contributing to the review have been checked for relevance and included where appropriate.
Dodd,J.M., Flenady,V.J., Cincotta,R., Crowther,C.A., Progesterone for the prevention of preterm birth: a systematic review, Obstetrics and Gynecology, 112, 127-134, 2008	Systematic review - individual studies contributing to the review have been checked for

Study	Reason for Exclusion
	relevance and included where appropriate.
Doyle,L.W., Antenatal progesterone to prevent preterm birth, The Lancet, 373, 2000-2002, 2009	Narrative review.
Fonseca,E.B., Celik,E., Parra,M., Singh,M., Nicolaidis,K.H., Fetal Medicine Foundation Second Trimester Screening Group., Progesterone and the risk of preterm birth among women with a short cervix, New England Journal of Medicine, 357, 462-469, 2007	Included in Dodd 2013 Cochrane systematic review.
Fontenot,H.B., Fantasia,H.C., Vaginal progesterone to prevent preterm birth in high-risk women, Nursing for Women's Health, 16, 237-241, 2012	Narrative report of two RCTs(Hassan 2011, Cetingoz 2011). No additional data.
Glover,M.M., McKenna,D.S., Downing,C.M., Smith,D.B., Croom,C.S., Sonek,J.D., A randomized trial of micronized progesterone for the prevention of recurrent preterm birth, American Journal of Perinatology, 28, 377-381, 2011	Included in Dodd 2013 Cochrane systematic review.
Goldstein,P., Berrier,J., Rosen,S., Sacks,H.S., Chalmers,T.C., A meta-analysis of randomized control trials of progestational agents in pregnancy, British Journal of Obstetrics and Gynaecology, 96, 265-274, 1989	Systematic review - individual studies contributing to the review have been checked for relevance and included where appropriate.
Haas,D.M., Preterm birth, Clinical Evidence, 2011, 2011., -, 2011	Systematic review - individual studies contributing to the review have been checked for relevance and included where appropriate.
Haas,David M., Ramsey,Patrick S., Progesterone for preventing miscarriage, Cochrane Database of Systematic Reviews, -, 2009	The outcome (prevention of miscarriage) is not relevant to the protocol.
Hassan,S.S., Romero,R., Vidyadhari,D., Fusey,S., Baxter,J.K., Khandelwal,M., Vijayaraghavan,J., Trivedi,Y., Soma-Pillay,P., Sambarey,P., Dayal,A., Potapov,V., O'Brien,J., Astakhov,V., Yuzko,O., Kinzler,W., Dattel,B., Sehdev,H., Mazheika,L., Manchulenko,D., Gervasi,M.T., Sullivan,L., Conde-Agudelo,A., Phillips,J.A., Creasy,G.W., PREGNANT,Trial, Vaginal progesterone reduces the rate of preterm birth in women with a sonographic short cervix: a multicenter, randomized, double-blind, placebo-controlled trial, Ultrasound in Obstetrics and Gynecology, 38, 18-31, 2011	Included in Dodd 2013 Cochrane systematic review.
Ibrahim,M., Mohamed Ramy,A.R., Younis,M.A.-F., Progesterone supplementation for prevention of preterm labor: a randomized controlled trial, Middle East Fertility Society Journal, 15, 39-41, 2010	The intervention (17-OHP caproate) is not relevant to the protocol.
Likis,F.E., Edwards,D.R., Andrews,J.C., Woodworth,A.L., Jerome,R.N., Fonnesbeck,C.J., McKoy,J.N., Hartmann,K.E., Progesterone for preterm birth prevention: a systematic review and meta-analysis, Obstetrics and Gynecology, 120, 897-907, 2012	Systematic review - individual studies contributing to the review have been checked for relevance and included where appropriate.
Mackenzie,R., Walker,M., Armson,A., Hannah,M.E., Progesterone for the prevention of preterm birth among women at increased risk: a systematic review and meta-analysis of randomized controlled trials. [76 refs], American Journal of Obstetrics and Gynecology, 194, 1234-1242, 2006	Systematic review - individual studies contributing to the review have been checked for relevance and included where appropriate.
Majhi,P., Bagga,R., Kalra,J., Sharma,M., Intravaginal use of natural micronised progesterone to prevent pre-term birth: a randomised trial in India, Journal of Obstetrics and Gynaecology,	Included in Dodd 2013 Cochrane systematic review.

Study	Reason for Exclusion
29, 493-498, 2009	
Martinez de,Tejada B., Karolinski,A., Ocampo,M.C., Laterra,C., Hosli,I., Fernandez,D., Surbek,D., Huespe,M., Drack,G., Bunader,A., Rouillier,S., Lopez de,Degani G., Seidenstein,E., Prentl,E., Anton,J., Krahenmann,F., Nowacki,D., Poncelas,M., Nassif,J.C., Papera,R., Tuma,C., Espoile,R., Tiberio,O., Breccia,G., Messina,A., Peker,B., Schinner,E., Mol,B.W., Kanterewicz,L., Wainer,V., Boulvain,M., Othenin-Girard,V., Bertolino,M.V., Irion,O., group,P.trial, Prevention of preterm delivery with vaginal progesterone in women with preterm labour (4P): randomised double-blind placebo-controlled trial, BJOG: An International Journal of Obstetrics and Gynaecology, 122, 80-91, 2015	Women with threatened preterm birth recruited (including regular contractions) Second line treatment (initial treatment with acute tocolysis)
Moghtadei,P., Sardari,F., Latifi,M., Progesterone for prevention of preterm birth and improvement pregnancy outcomes among primiparae of advanced maternal age, Journal of Maternal-Fetal and Neonatal Medicine, 21, 122, 2008-, 2008	Abstract only
O'Brien,J.M., Progesterone and preterm birth [3], New England Journal of Medicine, 357, 2306-, 2007	Comment on two RCTs(Fonseca 2007, Rouse 2007). No additional data.
O'Brien,J.M., Adair,C.D., Lewis,D.F., Hall,D.R., Defranco,E.A., Fusey,S., Soma-Pillay,P., Porter,K., How,H., Schackis,R., Eller,D., Trivedi,Y., Vanburen,G., Khandelwal,M., Trofatter,K., Vidyadhari,D., Vijayaraghavan,J., Weeks,J., Dattel,B., Newton,E., Chazotte,C., Valenzuela,G., Calda,P., Bsharat,M., Creasy,G.W., Progesterone vaginal gel for the reduction of recurrent preterm birth: primary results from a randomized, double-blind, placebo-controlled trial, Ultrasound in Obstetrics and Gynecology, 30, 687-696, 2007	Included in Dodd 2013 Cochrane systematic review.
O'Brien,J.M., Defranco,E.A., Adair,C.D., Lewis,D.F., Hall,D.R., How,H., Effect of progesterone on cervical shortening in women at risk for preterm birth: secondary analysis from a multinational, randomized, double-blind, placebo-controlled trial, Ultrasound in Obstetrics and Gynecology, 34, 653-659, 2010	No relevant outcomes.
Rai,P., Rajaram,S., Goel,N., Ayalur,Gopalakrishnan R., Agarwal,R., Mehta,S., Oral micronized progesterone for prevention of preterm birth, International Journal of Gynaecology and Obstetrics, 104, 40-43, 2009	Included in Dodd 2013 Cochrane systematic review.
Rode,L., Langhoff-Roos,J., Andersson,C., Dinesen,J., Hammerum,M.S., Mohapeloa,H., Tabor,A., Systematic review of progesterone for the prevention of preterm birth in singleton pregnancies. [49 refs], Acta Obstetrica et Gynecologica Scandinavica, 88, 1180-1189, 2009	Systematic review - individual studies contributing to the review have been checked for relevance and included where appropriate.
Sanchez-Ramos,L., Kaunitz,A.M., Delke,I., Progestational agents to prevent preterm birth: a meta-analysis of randomized controlled trials. [29 refs], Obstetrics and Gynecology, 105, 273-279, 2005	Systematic review - individual studies contributing to the review have been checked for relevance and included where appropriate.
Schmouder,V.M., Prescott,G.M., Franco,A., Fan-Havard,P., The rebirth of progesterone in the prevention of preterm labor, Annals of Pharmacotherapy, 47, 527-536, 2013	Systematic review - individual studies contributing to the review have been checked for relevance and included where appropriate.
Smith,V., Devane,D., Begley,C.M., Clarke,M., Higgins,S., A systematic review and quality assessment of systematic reviews of randomised trials of interventions for preventing and treating preterm birth. [34 refs], European Journal of Obstetrics,	Systematic review - of systematic reviews - individual studies contributing to the overarching review have been

Study	Reason for Exclusion
Gynecology, and Reproductive Biology, 142, 3-11, 2009	checked for relevance and included where appropriate.
Society for Maternal-Fetal Medicine Publications Committee, with assistance of Vincenzo Berghella., Progesterone and preterm birth prevention: translating clinical trials data into clinical practice. [Erratum appears in Am J Obstet Gynecol. 2013 Jan;208(1):86], American Journal of Obstetrics and Gynecology, 206, 376-386, 2012	Systematic review - individual studies contributing to the review have been checked for relevance and included where appropriate.
Sotiriadis, A., Papatheodorou, S., Makrydimas, G., Erratum: Perinatal outcome in women treated with progesterone for the prevention of preterm birth: A meta-analysis (Obstetrical and Gynecological Survey (2013) 68:1 (20-22)), Obstetrical and Gynecological Survey, 68, 163-165, 2013	Correction to author and title details in Sotiriadis 2012. No additional data.
Sotiriadis, A., Papatheodorou, S., Makrydimas, G., Perinatal outcome in women treated with progesterone for the prevention of preterm birth: a meta-analysis, Ultrasound in Obstetrics and Gynecology, 40, 257-266, 2012	Systematic review - individual studies contributing to the review have been checked for relevance and included where appropriate.
Spong, C.Y., Progesterone for prevention of recurrent preterm birth: impact of gestational age at prior delivery, American Journal of Obstetrics and Gynecology, 193, 1127-31, 2005	The intervention (17-OHP caproate) is not relevant to the protocol.
Suvonnakote, T., Prevention of pre-term labour with progesterone, Journal of the Medical Association of Thailand, 69, 538-542, 1986	The intervention is not relevant to the protocol (IM 17 OHP caproate)
Thangaratinam, S., Coomarasamy, A., Sanchez-Ramos, L., Kaunitz, A.M., Progestational agents to prevent preterm birth: A meta-analysis of randomized controlled trials [2] (multiple letters), Obstetrics and Gynecology, 105, 1483-1484, 2005	Comment on a systematic review (Sanchez-Ramos 2005)
Tita, A.T.N., Rouse, D.J., Progesterone for preterm birth prevention: an evolving intervention, American Journal of Obstetrics and Gynecology, 200, 219-224, 2009	Systematic review - individual studies contributing to the review have been checked for relevance and included where appropriate.
Velez Edwards, D.R., Likis, F.E., Andrews, J.C., Woodworth, A.L., Jerome, R.N., Fonnesbeck, C.J., Nikki, McKoy J., Hartmann, K.E., Progestogens for preterm birth prevention: a systematic review and meta-analysis by drug route, Archives of Gynecology and Obstetrics, 287, 1059-1066, 2013	Systematic review - individual studies contributing to the review have been checked for relevance and included where appropriate.
Wahabi, Hayfaa A., Fayed, Amel A., Esmail, Samia A., Al Zeidan, Rasmieh A., Progesterone for treating threatened miscarriage, Cochrane Database of Systematic Reviews, -, 2011	The population are not relevant to the protocol (women with symptoms of labour).

### G.5.1 Health economics

Study	Reason for Exclusion
Colbourn, T., Asseburg, C., Bojke, L., Philips, Z., Claxton, K., Ades, A.E., Gilbert, R.E., Prenatal screening and treatment strategies to prevent group B streptococcal and other bacterial infections in early infancy: Cost-effectiveness and expected value of information analyses, Health Technology Assessment, 11, 21-108, 2007	Cost and benefit analysis was not based on temperature, pulse, white cell count, C-reactive protein or cardiotocography (CTC).
Mohle-Boetani, J.C., Lieu, T.A., Ray, G.T., Escobar, G., Preventing neonatal group B streptococcal disease: cost-effectiveness in a health maintenance organization and the impact of delayed hospital discharge for newborns who received intrapartum	Diagnosis of fever was for term labour, not preterm labour.

Study	Reason for Exclusion
antibiotics, Pediatrics, 103, 703-710, 1999	

## G.6 'Rescue' cervical cerclage

Study	Reason for Exclusion
Belej-Rak,T., Okun,N., Windrim,R., Ross,S., Hannah,M.E., Effectiveness of cervical cerclage for a sonographically shortened cervix: a systematic review and meta-analysis. [65 refs], American Journal of Obstetrics and Gynecology, 189, 1679-1687, 2003	Individual studies have been included or weeded out in the review
Berghella,V., Keeler,S.M., To,M.S., Althuisius,S.M., Rust,O.A., Effectiveness of cerclage according to severity of cervical length shortening: a meta-analysis. [9 refs], Ultrasound in Obstetrics and Gynecology, 35, 468-473, 2010	Individual studies have been included in the review
Berghella,V., Mackeen,A.D., Cervical length screening with ultrasound-indicated cerclage compared with history-indicated cerclage for prevention of preterm birth: a meta-analysis, Obstetrics and Gynecology, 118, 148-155, 2011	Individual studies have been included or weeded out in the review
Groom,K.M., Shennan,A.H., Bennett,P.R., Ultrasound-indicated cervical cerclage: outcome depends on preoperative cervical length and presence of visible membranes at time of cerclage, American Journal of Obstetrics and Gynecology, 187, 445-449, 2002	Intervention: elective cerclage

### G.6.1 Health economics

Study	Reason for Exclusion
Boyd,K.A., Briggs,A.H., Fenwick,E., Norrie,J., Stock,S., Power and sample size for cost-effectiveness analysis: fFN neonatal screening, Contemporary Clinical Trials, 32, 893-901, 2011	No economic evaluation, only pre-trial predictions.
Burwick,R.M., Zork,N.M., Lee,G.T., Ross,M.G., Kjos,S.L., Cervical assessment of cervical length compared to fetal fibronectin in the prediction of preterm delivery in women with threatened preterm labor, Journal of Maternal-Fetal and Neonatal Medicine, 24, 127-131, 2011	No economic evaluation
Centre for Reviews and Dissemination, Cost/health effectiveness of home uterine activity monitoring in a Medicaid population (Structured abstract), NHS Economic Evaluation Database (NHSEED), -, 1990	wrong intervention and wrong comparator
Centre for Reviews and Dissemination, Evaluation of the cost-effectiveness of home monitoring of uterine contractions (Structured abstract), NHS Economic Evaluation Database (NHSEED), -, 1990	Wrong intervention and comparator
Centre for Reviews and Dissemination, Healthcare evaluation of the use of atosiban and fibronectin for the management of pre-term labour (Structured abstract), NHS Economic Evaluation Database (NHSEED), -, 2009	Does not report outcome of interest
Chandiramani,M., Di Renzo,G.C., Gottschalk,E., Helmer,H., Henrich,W., Hoesli,I., Mol,B., Norman,J.E., Robson,S., Thornton,S., Shennan,A., Fetal fibronectin as a predictor of spontaneous preterm birth: a European perspective, Journal of Maternal-Fetal and Neonatal Medicine, 24, 330-336, 2011	No economic evaluation
Deshpande SN, van Asselt AD, Tomini, Rapid fetal fibronectin testing to predict preterm birth in women with symptoms of premature labour: a systematic review and cost analysis, Health Technology Assessment (Winchester, England), 17, 1-138,	outcome - does not include any outcomes of interest

Study	Reason for Exclusion
2013	
Honest,H., Forbes,C.A., Duree,K.H., Norman,G., Duffy,S.B., Tsourapas,A., Roberts,T.E., Barton,P.M., Jowett,S.M., Hyde,C.J., Khan,K.S., Screening to prevent spontaneous preterm birth: systematic reviews of accuracy and effectiveness literature with economic modelling. [736 refs], Health Technology Assessment (Winchester, England), 13, 1-627, 2009	Wrong interventions or comparators for all identified economic evaluation studies.
Institute of Health Economics (IHE), Using fetal fibronectin to diagnose pre-term labour (Structured abstract), Health Technology Assessment Database, -, 2013	Exclude - not an economic analysis
Miller,E.S., Grobman,W.A., Cost-effectiveness of transabdominal ultrasound for cervical length screening for preterm birth prevention, American Journal of Obstetrics and Gynecology, 209, 546-546, 2013	Intervention: neither transabdominal ultrasound nor transvaginal ultrasounds are included interventions.
Mozurkewich,E.L., Naglie,G., Krahn,M.D., Hayashi,R.H., Predicting preterm birth: A cost-effectiveness analysis, American Journal of Obstetrics and Gynecology, 182, 1589-1598, 2000	outcome - does not include any outcomes of interest
Tsourapas,A., Roberts,T.E., Barton,P.M., Honest,H., Forbes,C., Hyde,C.J., Khan,K.S., An economic evaluation of alternative test-intervention strategies to prevent spontaneous pre-term birth in singleton pregnancies. [37 refs], Acta Obstetrica et Gynecologica Scandinavica, 88, 1319-1330, 2009	Outcomes of interest for all relevant interventions not reported
Tsourapas,A., Roberts,T.E., Barton,P.M., Honest,H., Forbes,C., Hyde,C.J., Khan,K.S., An economic evaluation of alternative test-intervention strategies to prevent spontaneous pre-term birth in singleton pregnancies. [37 refs], Acta Obstetrica et Gynecologica Scandinavica, 88, 1319-1330, 2009	Outcomes: does not include outcome of interest
van Baaren,G.J., Vis,J.Y., Grobman,W.A., Bossuyt,P.M., Opmeer,B.C., Mol,B.W., Cost-effectiveness analysis of cervical length measurement and fibronectin testing in women with threatened preterm labor, American Journal of Obstetrics and Gynecology, 209, 436-438, 2013	Comparator: no tests and cervical length measurements are not comparators in the scope but are the only comparators in the study.
Werner,E.F., Han,C.S., Pettker,C.M., Buhimschi,C.S., Copel,J.A., Funai,E.F., Thung,S.F., Universal cervical-length screening to prevent preterm birth: a cost-effectiveness analysis, Ultrasound in Obstetrics and Gynecology, 38, 32-37, 2011	Comparator: no tests and transvaginal cervical length measurements are not comparators in the scope but are the only comparators in the study.

## G.7 Diagnosing preterm labour for women with intact membranes

Study	Reason for Exclusion
Abbott,D.S., Radford,S.K., Seed,P.T., Tribe,R.M., Shennan,A.H., Evaluation of a quantitative fetal fibronectin test for spontaneous preterm birth in symptomatic women, American Journal of Obstetrics and Gynecology, 208, 122-126, 2013	The endpoint is 34 weeks not time to birth within 48 hours or 7 days.
Akercan,F., Kazandi,M., Sendag,F., Cirpan,T., Mgoyi,L., Terek,M.C., Sagol,S., Value of cervical phosphorylated insulinlike growth factor binding protein-1 in the prediction of preterm labor, Journal of Reproductive Medicine, 49, 368-372, 2004	The endpoint is preterm birth not time to birth within 48 hours or 7 days.

Study	Reason for Exclusion
Altinkaya,O., Gungor,T., Ozat,M., Danisman,N., Mollamahmutoglu,L., Cervical phosphorylated insulin-like growth factor binding protein-1 in prediction of preterm delivery, Archives of Gynecology and Obstetrics, 279, 279-283, 2009	The endpoint is preterm birth not time to birth within 48 hours or 7 days.
Anwar,A., The use of fetal fibronectin in suspected pre-term labour, Journal of Obstetrics and Gynaecology, 34, 45-47, 2014	Retrospective study
Anwar,A., Lindow,S.W., Greaves,L., Hall,S., Jha,R., The use of fetal fibronectin in suspected pre-term labour, Journal of Obstetrics and Gynaecology, 34, 45-47, 2014	Retrospective study
Asakura,H., Fukami,T., Kurashina,R., Tateyama,N., Doi,D., Takeshita,T., Significance of cervical gland area in predicting preterm birth for patients with threatened preterm delivery: comparison with cervical length and fetal fibronectin, Gynecologic and Obstetric Investigation, 68, 1-8, 2009	The endpoint is preterm birth not time to birth within 48 hours or 7 days.
Audibert,F., Fortin,S., Delvin,E., Djemli,A., Brunet,S., Dube,J., Fraser,W.D., Contingent use of fetal fibronectin testing and cervical length measurement in women with preterm labour, Journal of Obstetrics and Gynaecology Canada: JOGC, 32, 307-312, 2010	The endpoint was not relevant (time to birth within 14 days).
Banicevic,A.C., Popovic,M., Ceric,A., Cervical length measured by transvaginal ultrasonography and cervicovaginal infection as predictor of preterm birth risk, Acta Informatica Medica, 22, 128-132, 2014	The population (asymptomatic women) is not relevant according to the protocol.
Barros-Silva,J., Sonographic measurement of cervical length as a predictor of preterm delivery: a systematic review, Journal of Perinatal Medicine, 42, 281-293, 2014	Systematic review - individual studies contributing to the review have been checked for relevance and included where appropriate.
Barros-Silva,J., Pedrosa,A.C., Matias,A., Sonographic measurement of cervical length as a predictor of preterm delivery: a systematic review, Journal of Perinatal Medicine, 42, 281-293, 2014	Systematic review that includes studies of women who were asymptomatic for preterm labour. Individual studies contributing to the review have been checked for relevance (additional inclusion of and reporting of findings for symptomatic women) and included where appropriate.
Basaran,D., Ozyuncu,O., Kara,O., Sahin,N., Turgal,M., Onderoglu,L.S., Ultrasonographic measurement of amniochorionic membrane in asymptomatic pregnant women is not a useful tool for preterm birth prediction, Journal of Obstetrics and Gynaecology Research, 40, 62-66, 2014	The population (asymptomatic women) is not relevant according to the protocol.
Baxter,J.K., Adair,C.D., Paidas,M.J., Sheikh,A.U., Hoffman,M.K., Ross,M.G., Use of a cervicometer in assessing cervical length and risk of preterm birth: a multicenter study, Obstetrics and Gynecology, 123 Suppl 1, 137S-, 2014	The population (asymptomatic women) is not relevant according to the protocol.
Bentley,D.L., Bentley,J.L., Watson,D.L., Welch,R.A., Martin,R.W., Gookin,K.S., Knuppel,R.A., Lake,M.F., Hill,W.C., Fleming,A.D., Relationship of uterine contractility to preterm labor, Obstetrics and Gynecology, 76, 36S-38S, 1990	Home uterine activity monitoring was performed in a population of asymptomatic women who were at risk of preterm delivery
Berghella,Vincenzo, Baxter,Jason K., Hendrix,Nancy W., Cervical assessment by ultrasound for preventing preterm delivery, Cochrane Database of Systematic Reviews, -, 2013	Cochrane systematic review - individual studies contributing to the review have been checked for relevance and



Study	Reason for Exclusion
	included where appropriate.
Boelig,R.C., Orzechowski,K.M., Berghella,V., Does second-trimester cervical length predict prolonged pregnancy?, <i>Obstetrics and Gynecology</i> , 123 Suppl 1, 191S-192S, 2014	The population (asymptomatic women) is not relevant according to the protocol.
Bogavac,M., Simin,N., Ranisavljevic,M., Budisic,L., The role of insulin-like growth factor in prediction and prevention of preterm delivery, <i>Vojnosanitetski Pregled</i> , 67, 883-886, 2010	The endpoint is preterm birth not time to birth within 48 hours or 7 days.
Bolt,L.A., Chandiramani,M., De,Greeff A., Seed,P., Shennan,A.H., Does fetal fibronectin testing change patient management in women at risk of preterm labour?, <i>European Journal of Obstetrics, Gynecology, and Reproductive Biology</i> , 146, 180-183, 2009	The endpoint was not relevant (time to birth within 14 days).
Boots,A.B., The short-term prediction of preterm birth: a systematic review and diagnostic metaanalysis, <i>American Journal of Obstetrics and Gynecology</i> , 210, 54-54, 2014	Systematic review - individual studies contributing to the review have been checked for relevance and included where appropriate.
Boots,A.B., Sanchez-Ramos,L., Bowers,D.M., Kaunitz,A.M., Zamora,J., Schlattmann,P., The short-term prediction of preterm birth: a systematic review and diagnostic metaanalysis, <i>American Journal of Obstetrics and Gynecology</i> , 210, 54-54, 2014	Systematic review - individual studies contributing to the review have been checked for relevance and included where appropriate.
Borna,S., Mirzamoradi,M., Abdollahi,A., Milani,F., Pouransari,P., Applying maternal serum and amniotic fluid CRP concentrations, and cervical length to predict preterm delivery, <i>Journal of Family and Reproductive Health</i> , 7, 1-5, 2013	The population (asymptomatic women) is not relevant according to the protocol.
Botsis,D., Papagianni,V., Vitoratos,N., Makrakis,E., Aravantinos,L., Creatsas,G., Prediction of preterm delivery by sonographic estimation of cervical length, <i>Biology of the Neonate</i> , 88, 42-45, 2005	The endpoint is preterm birth not time to birth within 48 hours or 7 days.
Bouyer,J., Papiernik,E., Dreyfus,J., Collin,D., Winisdoerffer,B., Gueguen,S., Maturation signs of the cervix and prediction of preterm birth, <i>Obstetrics and Gynecology</i> , 68, 209-214, 1986	The population (asymptomatic women) is not relevant according to the protocol.
Care,A.G., Sharp,A.N., Lane,S., Roberts,D., Watkins,L., Alfirovic,Z., Predicting preterm birth in women with previous preterm birth and cervical length >25 mm, <i>Ultrasound in Obstetrics and Gynecology</i> , 43, 681-686, 2014	The population (asymptomatic women) is not relevant according to the protocol.
Chien,P.F., Khan,K.S., Ogston,S., Owen,P., The diagnostic accuracy of cervico-vaginal fetal fibronectin in predicting preterm delivery: an overview. [54 refs], <i>British Journal of Obstetrics and Gynaecology</i> , 104, 436-444, 1997	Systematic review - individual studies contributing to the review have been checked for relevance and included where appropriate.
Chuilleannain,F.N., Bell,R., Brennecke,S., Cervicovaginal fetal fibronectin testing in threatened preterm labour--translating research findings into clinical practice, <i>Australian and New Zealand Journal of Obstetrics and Gynaecology</i> , 38, 399-402, 1998	The endpoint is preterm birth not time to birth within 48 hours or 7 days.
Coleman,M.A., Keelan,J.A., McCowan,L.M., Townend,K.M., Mitchell,M.D., Predicting preterm delivery: comparison of cervicovaginal interleukin (IL)-1beta, IL-6 and IL-8 with fetal fibronectin and cervical dilatation, <i>European Journal of Obstetrics, Gynecology, and Reproductive Biology</i> , 95, 154-158, 2001	The inclusion criteria for the study population stipulated that women were in confirmed pre-term labour on enrollment.
Coleman,M.A., McCowan,L.M., Pattison,N.S., Mitchell,M., Fetal fibronectin detection in preterm labor: evaluation of a prototype bedside dipstick technique and cervical assessment, <i>American Journal of Obstetrics and Gynecology</i> , 179, 1553-1558, 1998	The endpoint was not relevant (time to birth within 10 days).
Conde-Agudelo,A., Papageorgiou,A.T., Kennedy,S.H., Villar,J.,	Systematic review that

Study	Reason for Exclusion
Novel biomarkers for the prediction of the spontaneous preterm birth phenotype: a systematic review and meta-analysis, BJOG: An International Journal of Obstetrics and Gynaecology, 118, 1042-1054, 2011	includes studies of women who were asymptomatic for preterm labour. Individual studies contributing to the review have been checked for relevance (additional inclusion of and reporting of findings for symptomatic women) and included where appropriate.
Cooper,S., Lange,I., Wood,S., Tang,S., Miller,L., Ross,S., Diagnostic accuracy of rapid phIGFBP-I assay for predicting preterm labor in symptomatic patients, Journal of Perinatology, 32, 460-465, 2012	The endpoint is preterm birth not time to birth within 48 hours or 7 days.
Copper,R.L., Goldenberg,R.L., Davis,R.O., Cutter,G.R., Dubard,M.B., Corliss,D.K., Andrews,J.B., Warning symptoms, uterine contractions, and cervical examination findings in women at risk of preterm delivery, American Journal of Obstetrics and Gynecology, 162, 748-754, 1990	The endpoint is preterm birth not time to birth within 48 hours or 7 days.
Dalili,M., Screening of preterm labor in Yazd city: transvaginal ultrasound assessment of the length of cervix in the second trimester, Iranian Journal of Reproductive Medicine, 11, 279-284, 2013	The endpoint is preterm birth not time to birth within 48 hours or 7 days.
Dane,B., Dane,C., Batmaz,G., Ates,S., Dansuk,R., First trimester maternal serum pregnancy-associated plasma protein-A is a predictive factor for early preterm delivery in normotensive pregnancies, Gynecological Endocrinology, 29, 592-595, 2013	The population (asymptomatic women) is not relevant according to the protocol.
Daskalakis,G., Thomakos,N., Hatzioannou,L., Mesogitis,S., Papantoniou,N., Antsaklis,A., Cervical assessment in women with threatened preterm labor, Journal of Maternal-Fetal and Neonatal Medicine, 17, 309-312, 2005	The endpoint is preterm birth not time to birth within 48 hours or 7 days.
de Oliveira,R.V., Martins,Mda G., Rios,L.T., Araujo,Junior E., Simoes,V.M., Nardoza,L.M., Moron,A.F., Predictive model for spontaneous preterm labor among pregnant women with contractions and intact amniotic membranes, Archives of Gynecology and Obstetrics, 286, 893-900, 2012	The endpoint is preterm birth not time to birth within 48 hours or 7 days.
de,OliveiraR, Martins,M.G., Rios,L.T., Araujo,JuniorE, Simoes,V.M., Nardoza,L.M., Moron,A.F., Predictive model for spontaneous preterm labor among pregnant women with contractions and intact amniotic membranes, Archives of Gynecology and Obstetrics, 286, 893-900, 2012	The model predicts preterm birth and not time to birth within 48 hours or 7 days.
DeFranco,E.A., Lewis,D.F., Odibo,A.O., Improving the screening accuracy for preterm labor: is the combination of fetal fibronectin and cervical length in symptomatic patients a useful predictor of preterm birth? A systematic review, American Journal of Obstetrics and Gynecology, 208, 233-236, 2013	Systematic review - insufficient detail is presented regarding the studies contributing to the pooled analysis presented for these to be checked.
Deshpande,S.N., Van,AsseltA, Tomini,F., Armstrong,N., Allen,A., Noake,C., Khan,K., Severens,J.L., Kleijnen,J., Westwood,M.E., Rapid fetal fibronectin testing to predict preterm birth in women with symptoms of premature labour: A systematic review and cost analysis, Health Technology Assessment, 17, 95-135, 2013	HTA systematic review - systematic review that includes retrospective and prospective studies who were not reporting the relevant outcomes according to our review protocol . Individual studies contributing to the review have been checked for relevance and included where appropriate.
Domin,C.M., Smith,E.J., Terplan,M., Transvaginal	Systematic review - the patient

Study	Reason for Exclusion
ultrasonographic measurement of cervical length as a predictor of preterm birth: a systematic review with meta-analysis, <i>Ultrasound Quarterly</i> , 26, 241-248, 2010	population (asymptomatic women) is not relevant according to the protocol.
Elizur,S.E., Yinon,Y., Epstein,G.S., Seidman,D.S., Schiff,E., Sivan,E., Insulin-like growth factor binding protein-1 detection in preterm labor: evaluation of a bedside test, <i>American Journal of Perinatology</i> , 22, 305-309, 2005	The endpoint is preterm birth not time to birth within 48 hours or 7 days.
Foxman,E.F., Jarolim,P., Use of the Fetal Fibronectin Test in Decisions to Admit to Hospital for Preterm Labor, <i>Clinical Chemistry</i> , 50, 663-665, 2004	Retrospective study
Fuchs,I.B., Henrich,W., Osthues,K., Dudenhausen,J.W., Sonographic cervical length in singleton pregnancies with intact membranes presenting with threatened preterm labor, <i>Ultrasound in Obstetrics and Gynecology</i> , 24, 554-557, 2004	The study population is included in Tsoi 2005 study.
Gao,L., Fetal fibronectin detection for preterm birth prediction, <i>Genetics and Molecular Research</i> , 13, 1323-1328, 2014	The population (asymptomatic women) is not relevant according to the protocol.
Goldenberg,R.L., Iams,J.D., Das,A., Mercer,B.M., Meis,P.J., Moawad,A.H., Miodovnik,M., VanDorsten,J.P., Caritis,S.N., Thurnau,G.R., Dombrowski,M.P., Roberts,J.M., McNellis,D., The Preterm Prediction Study: Sequential cervical length and fetal fibronectin testing for the prediction of spontaneous preterm birth, <i>American Journal of Obstetrics and Gynecology</i> , 182, 636-643, 2000	The study population (asymptomatic women) is not relevant according to the protocol.
Goldenberg,R.L., Iams,J.D., Mercer,B.M., Meis,P.J., Moawad,A.H., Copper,R.L., Das,A., Thom,E., Johnson,F., McNellis,D., Miodovnik,M., Van,DorstenJ, Caritis,S.N., Thurnau,G.R., Bottoms,S.F., The preterm prediction study: The value of new vs standard risk factors in predicting early and all spontaneous preterm births, <i>American Journal of Public Health</i> , 88, 233-238, 1998	The study population (asymptomatic women) is not relevant according to the protocol.
Goldenberg,R.L., Mercer,B.M., Iams,J.D., Moawad,A.H., Meis,P.J., Das,A., McNellis,D., Miodovnik,M., Menard,M.K., Caritis,S.N., Thurnau,G.R., Bottoms,S.F., Klebanoff,M., Yaffe,S., Catz,C., Fischer,M., Thom,E., Hauth,J.C., Copper,R., Northen,A., Mueller-Heubach,E., Swain,M., Frye,A., Lindheimer,M., Jones,P., Elder,N., Siddiqi,T.A., Harger,J.H., Cotroneo,M., Landon,M.B., Johnson,F., Carey,J.C., Meier,A., Van,DorstenJ, Collins,B.A., LeBoeuf,F., Newman,R.B., Sibai,B., Ramsey,R., Fricke,J., Norman,G.S., The preterm prediction study: Patterns of cervicovaginal fetal fibronectin as predictors of spontaneous preterm delivery, <i>American Journal of Obstetrics and Gynecology</i> , 177, 8-12, 1997	The study population (asymptomatic women) is not relevant according to the protocol.
Health,Technology Assessment, Rapid fetal fibronectin (fFN) testing to predict pre-term birth in women with symptoms of premature labour: A systematic review and cost-effectiveness analysis (Project record), <i>Health Technology Assessment Database</i> , -, 2013	Systematic review update - individual studies contributing to the review have been checked for relevance and included where appropriate.
Hee,L., Likelihood ratios for the prediction of preterm delivery with biomarkers, <i>Acta Obstetrica et Gynecologica Scandinavica</i> , 90, 1189-1199, 2011	Systematic review - individual studies contributing to the review have been checked for relevance and included where appropriate.
Herbst,A., Nilsson,C., Diagnosis of early preterm labour. [53 refs][Erratum appears in <i>BJOG</i> . 2008 Apr;115(5):674-5], <i>BJOG: An International Journal of Obstetrics and Gynaecology</i> , 113 Suppl 3, 60-67, 2006	Retrospective study.

Study	Reason for Exclusion
Hincz,P., Wilczynski,J., Kozarzewski,M., Szaflik,K., Two-step test: the combined use of fetal fibronectin and sonographic examination of the uterine cervix for prediction of preterm delivery in symptomatic patients, <i>Acta Obstetrica et Gynecologica Scandinavica</i> , 81, 58-63, 2002	The endpoint was not relevant (time to birth within 28 days). with preterm labor
Honest,H., Bachmann,L.M., Coomarasamy,A., Gupta,J.K., Kleijnen,J., Khan,K.S., Accuracy of cervical transvaginal sonography in predicting preterm birth: a systematic review. [66 refs], <i>Ultrasound in Obstetrics and Gynecology</i> , 22, 305-322, 2003	Systematic review - individual studies contributing to the review have been checked for relevance and included where appropriate.
Honest,H., Bachmann,L.M., Gupta,J.K., Kleijnen,J., Khan,K.S., Accuracy of cervicovaginal fetal fibronectin test in predicting risk of spontaneous preterm birth: Systematic review, <i>British Medical Journal</i> , 325, 301-304, 2002	Systematic review - individual studies contributing to the review have been checked for relevance and included where appropriate.
Honest,H., Forbes,C.A., Duree,K.H., Norman,G., Duffy,S.B., Tsourapas,A., Roberts,T.E., Barton,P.M., Jowett,S.M., Hyde,C.J., Khan,K.S., Screening to prevent spontaneous preterm birth: systematic reviews of accuracy and effectiveness literature with economic modelling. [736 refs], <i>Health Technology Assessment (Winchester, England)</i> , 13, 1-627, 2009	Systematic review - individual studies contributing to the review have been checked for relevance and included where appropriate.
Iams,J.D., Cebrik,D., Lynch,C., Behrendt,N., Das,A., The rate of cervical change and the phenotype of spontaneous preterm birth, <i>American Journal of Obstetrics and Gynecology</i> , 205, 130-136, 2011	The endpoint is preterm birth not time to birth within 48 hours or 7 days.
Iams,J.D., National Institute of Child Health and Human Development Maternal-Fetal Medicine Units Network., What have we learned about uterine contractions and preterm birth? The HUAM Prediction Study. [28 refs], <i>Seminars in Perinatology</i> , 27, 204-211, 2003	No outcomes of relevance to the protocol are reported.
Iams,J.D., Paraskos,J., Landon,M.B., Teteris,J.N., Johnson,F.F., Cervical sonography in preterm labor, <i>Obstetrics and Gynecology</i> , 84, 40-46, 1994	The endpoint is preterm birth not time to birth within 48 hours or 7 days.
Institute for Clinical Systems Improvement., Fetal fibronectin for the prediction of preterm labor (Structured abstract), <i>Health Technology Assessment Database</i> , -, 2013	Structured abstract of a systematic review - individual studies contributing to the review have been checked for relevance and included where appropriate.
Institute for Clinical Systems Improvement., Ultrasound cervical length for the prediction of preterm labor (Structured abstract), <i>Health Technology Assessment Database</i> , -, 2013	Structured abstract of a systematic review - individual studies contributing to the review have been checked for relevance and included where appropriate.
Jain,S., Earhart,A., Ruddock,N., Wen,T., Hankins,G.D.V., Saade,G.R., The validity of cervical dilation as an indication of true labor between 32 and 36 weeks 6 days of gestation, <i>American Journal of Obstetrics and Gynecology</i> , 197, 431-431, 2007	Retrospective study.
Kekki,M., Kurki,T., Karkkainen,T., Hiilesmaa,V., Paavonen,J., Rutanen,E.M., Insulin-like growth factor-binding protein-1 in cervical secretion as a predictor of preterm delivery, <i>Acta Obstetrica et Gynecologica Scandinavica</i> , 80, 546-551, 2001	The endpoint is preterm birth not time to birth within 48 hours or 7 days.
Kim,A., Lee,E.S., Shin,J.C., Kim,H.Y., Identification of biomarkers for preterm delivery in mid-trimester amniotic fluid, <i>Placenta</i> , 34,	The population (asymptomatic women) is not relevant

Study	Reason for Exclusion
873-878, 2013	according to the protocol.
Kuhrt,K., Unwin,C., Hezelgrave,N., Seed,P., Shennan,A., Endocervical and high vaginal quantitative fetal fibronectin in predicting preterm birth, <i>Journal of Maternal-Fetal and Neonatal Medicine</i> , 27, 1576-1579, 2014	The population (asymptomatic women) is not relevant according to the protocol.
Kwasan,S., Paisarntuntiwong,R., Charoenchainont,P., Cervical length measurement by transvaginal sonography in preterm pregnant women for prediction of preterm birth, <i>Journal of the Medical Association of Thailand</i> , 88 Suppl 2, S48-S55, 2005	The endpoint is preterm birth not time to birth within 48 hours or 7 days.
Lamont,R.F., Vaginal markers of preterm birth. [5 refs], <i>Acta Obstetrica et Gynecologica Scandinavica</i> , 84, 537-538, 2005	Narrative review.
Langer,B., Boudier,E., Schlaeder,G., Cervico-vaginal fetal fibronectin: predictive value during false labor, <i>Acta Obstetrica et Gynecologica Scandinavica</i> , 76, 218-221, 1997	The endpoint is preterm birth not time to birth within 48 hours or 7 days.
Latifagic,A., Balic,D., Fatusic,Z., Hudic,I., Kapidzic,M., Habibovic,A., Insulin-like growth factor-binding protein-1 (IGFBP-1) in cervical secretions in women with symptoms of preterm delivery, <i>Medicinski Glasnik</i> , 5, 121-124, 2008	The endpoint is preterm birth not time to birth within 48 hours or 7 days.
Lavin,J.P.,Jr., Guy,M., Gil,K., Crane,S., The use of the Cervilenz device to aid in the diagnosis of premature labor, <i>Journal of Maternal-Fetal and Neonatal Medicine</i> , 26, 1816-1819, 2013	The population (asymptomatic women) is not relevant according to the protocol.
Lee,G.T., Does the use of fetal fibronectin in an algorithm for preterm labor reduce triage evaluation times?, <i>Journal of Maternal-Fetal and Neonatal Medicine</i> , 26, 706-709, 2013	The endpoint is 34 weeks not time to birth within 48 hours or 7 days.
Lee,G.T., Burwick,R., Zork,N., Kjos,S., Does the use of fetal fibronectin in an algorithm for preterm labor reduce triage evaluation times?, <i>Journal of Maternal-Fetal and Neonatal Medicine</i> , 26, 706-709, 2013	The endpoint is preterm birth not time to birth within 48 hours or 7 days.
Leitich,H., Brunbauer,M., Kaider,A., Egarter,C., Husslein,P., Cervical length and dilatation of the internal cervical os detected by vaginal ultrasonography as markers for preterm delivery: A systematic review. [35 refs], <i>American Journal of Obstetrics and Gynecology</i> , 181, 1465-1472, 1999	Systematic review - individual studies contributing to the review have been checked for relevance and included where appropriate.
Leitich,H., Egarter,C., Kaider,A., Hohlagschwandtner,M., Berghammer,P., Husslein,P., Cervicovaginal fetal fibronectin as a marker for preterm delivery: a meta-analysis, <i>American Journal of Obstetrics and Gynecology</i> , 180, 1169-1176, 1999	Systematic review - individual studies contributing to the review have been checked for relevance and included where appropriate.
Leitich,H., Kaider,A., Fetal fibronectin--how useful is it in the prediction of preterm birth?. [6 refs], <i>BJOG: An International Journal of Obstetrics and Gynaecology</i> , 110 Suppl 20, 66-70, 2003	Systematic review - individual studies contributing to the review have been checked for relevance and included where appropriate.
Lopez,R.L., Francis,J.A., Garite,T.J., Dubyak,J.M., Fetal fibronectin detection as a predictor of preterm birth in actual clinical practice, <i>American Journal of Obstetrics and Gynecology</i> , 182, 1103-1106, 2000	Retrospective study.
Lu,G.C., Goldenberg,R.L., Cliver,S.P., Kreaden,U.S., Andrews,W.W., Vaginal fetal fibronectin levels and spontaneous preterm birth in symptomatic women, <i>Obstetrics and Gynecology</i> , 97, 225-228, 2001	The cut-offs for fetal fibronectin testing that were used in the reported trials were not relevant.
Luzzi,V., Hankins,K., Gronowski,A.M., Accuracy of the rapid fetal fibronectin TLI system in predicting preterm delivery, <i>Clinical Chemistry</i> , 49, 501-502, 2003	Retrospective study.
Martin,R.W., Gookin,K.S., Hill,W.C., Fleming,A.D., Knuppel,R.A.,	Home uterine activity

Study	Reason for Exclusion
Lake,M.F., Watson,D.L., Welch,R.A., Bentley,D.L., Morrison,J.C., Uterine activity compared with symptomatology in the detection of preterm labor, <i>Obstetrics and Gynecology</i> , 76, 19S-23S, 1990	monitoring was performed in a population of asymptomatic women who were at risk of preterm delivery.
Melamed,N., Hirsch,L., Domniz,N., Maresky,A., Bardin,R., Yogevev,Y., Predictive value of cervical length in women with threatened preterm labor, <i>Obstetrics and Gynecology</i> , 122, 1279-1287, 2013	Retrospective study
Mirza,F.G., House,M., Craigo,S.D., Urato,A.C., The patient with asymptomatic shortened cervix at 23 to 28 weeks: is delivery imminent?, <i>American Journal of Perinatology</i> , 27, 37-40, 2010	Retrospective study
Moller,M.I.P., Henderson,J.J., Nathan,E.A., Pennell,C.E., Cervilenz is an effective tool for screening cervical-length in comparison to transvaginal ultrasound, <i>Journal of Maternal-Fetal and Neonatal Medicine</i> , 26, 378-382, 2013	wrong intervention
Morken,N.H., Kallen,K., Jacobsson,B., Predicting risk of spontaneous preterm delivery in women with a singleton pregnancy, <i>Paediatric and Perinatal Epidemiology</i> , 28, 11-22, 2014	The population (asymptomatic women) is not relevant according to the protocol.
Morrison,J.C., Allbert,J.R., McLaughlin,B.N., Whitworth,N.S., Roberts,W.E., Martin,R.W., Oncofetal fibronectin in patients with false labor as a predictor of preterm delivery, <i>American Journal of Obstetrics and Gynecology</i> , 168, 538-542, 1993	The endpoint is preterm birth not time to birth within 48 hours or 7 days.
Mundy,L., Merlin,T., Parrella,A., A rapid foetal fibronectin assay as a predictive test for women suspected of being in pre-term labour. Horizon Scanning Prioritising Summary - Volume 6 (Structured abstract), <i>Health Technology Assessment Database</i> , -, 2013	Structured abstract of a systematic review - individual studies contributing to the review have been checked for relevance and included where appropriate.
Ness,A., Visintine,J., Ricci,E., Berghella,V., Does knowledge of cervical length and fetal fibronectin affect management of women with threatened preterm labor? A randomized trial, <i>American Journal of Obstetrics and Gynecology</i> , 197, 426-427, 2007	No relevant diagnostic data is presented.
Newman,R.B., Goldenberg,R.L., Iams,J.D., Meis,P.J., Mercer,B.M., Moawad,A.H., Thom,E., Miodovnik,M., Caritis,S.N., Dombrowski,M., Preterm prediction study: Comparison of the cervical score and bishop score for prediction of spontaneous preterm delivery, <i>Obstetrics and Gynecology</i> , 112, 508-515, 2008	The study population (asymptomatic women) is not relevant according to the protocol.
Newman,R.B., Johnson,F., Das,A., Goldenberg,R.L., Swain,M., Moawad,A., Sibai,B.M., Caritis,S.N., Miodovnik,M., Paul,R.H., Dombrowski,M.P., Collins Sharp,B.A., Fischer,M., Uterine contraction frequency before and after successful tocolytic therapy for preterm uterine contractions, <i>Journal of Reproductive Medicine</i> , 48, 843-849, 2003	No relevant diagnostic data is presented.
Olson-Chen,C., Thornburg,L.L., Hackney,D.N., Does increased peripheral C-reactive protein predate the occurrence of a short cervical length?, <i>Journal of Maternal-Fetal and Neonatal Medicine</i> , 27, 1138-1141, 2014	The population (asymptomatic women) is not relevant according to the protocol.
Onderoglu,L.S., Digital examination and transperineal ultrasonographic measurement of cervical length to assess risk of preterm delivery, <i>International Journal of Gynaecology and Obstetrics</i> , 59, 223-228, 1997	The endpoint is preterm birth not time to birth within 48 hours or 7 days.
Ozden,S., Demirci,F., Ficicioglu,C., Gelincik,M., Predictive value of transvaginal ultrasonography for determining the response to tocolytic therapy in cases with preterm labour, <i>Journal of Obstetrics and Gynaecology</i> , 19, 265-270, 1999	No relevant data is presented for the population specified in the protocol.

Study	Reason for Exclusion
Ozgu-Erdinc,A.S., Cavkaytar,S., Aktulay,A., Buyukkagnici,U., Erkaya,S., Danisman,N., Mid-trimester maternal serum and amniotic fluid biomarkers for the prediction of preterm delivery and intrauterine growth retardation, Journal of Obstetrics and Gynaecology Research, 40, 1540-1546, 2014	The population (asymptomatic women) is not relevant according to the protocol.
Parra-Cordero,M., Sepulveda-Martinez,A., Rencoret,G., Valdes,E., Pedraza,D., Munoz,H., Is there a role for cervical assessment and uterine artery Doppler in the first trimester of pregnancy as a screening test for spontaneous preterm delivery?, Ultrasound in Obstetrics and Gynecology, 43, 291-296, 2014	The population (asymptomatic women) is not relevant according to the protocol.
Paternoster,D., Riboni,F., Vitulo,A., Plebani,M., Dell'avano,M., Battagliarin,G., Surico,N., Nicolini,U., Phosphorylated insulin-like growth factor binding protein-1 in cervical secretions and sonographic cervical length in the prediction of spontaneous preterm delivery, Ultrasound in Obstetrics and Gynecology, 34, 437-440, 2009	The endpoint is preterm birth not time to birth within 48 hours or 7 days.
Peaceman,A.M., Andrews,W.W., Thorp,J.M., Cliver,S.P., Lukes,A., Iams,J.D., Coultrip,L., Eriksen,N., Holbrook,R.H., Elliott,J., Ingardia,C., Pietrantonio,M., Fetal fibronectin as a predictor of preterm birth in patients with symptoms: a multicenter trial, American Journal of Obstetrics and Gynecology, 177, 13-18, 1997	The study population is included in Lu 2005.
Pelaez,L.M., Fox,N.S., Chasen,S.T., Negative fetal fibronectin: who is still treating for threatened preterm labor and does it help?, Journal of Perinatal Medicine, 36, 202-205, 2008	Retrospective study.
Pelletier,S., Keck,A., Garnier,Y., Actim Partus Test as therapeutic guide in patients with preterm contractions, Archives of Gynecology and Obstetrics, 282, S217-, 2010	Conference abstract.
Plaut,M.M., Smith,W., Kennedy,K., Fetal fibronectin: the impact of a rapid test on the treatment of women with preterm labor symptoms, American Journal of Obstetrics and Gynecology, 188, 1588-1593, 2003	The endpoint was not relevant (time to birth within 14 days).
Raiche,E., Ouellet,A., Berthiaume,M., Rousseau,E., Pasquier,J.C., Short and inflamed cervix predicts spontaneous preterm birth (COLIBRI study), Journal of Maternal-Fetal and Neonatal Medicine, 27, 1015-1019, 2014	The population (asymptomatic women) is not relevant according to the protocol.
Ramaeker,D.M., Simhan,H.N., Sonographic cervical length, vaginal bleeding, and the risk of preterm birth, American Journal of Obstetrics and Gynecology, 206, 224-224, 2012	The population (asymptomatic women) is not relevant according to the protocol.
Reiter,E., Nielsen,K.A., Fedder,J., Digital examination and transvaginal scan - competing or complementary for predicting preterm birth?, Acta Obstetrica et Gynecologica Scandinavica, 91, 428-438, 2012	Systematic review - individual studies contributing to the review have been checked for relevance and included where appropriate.
Revah,A., Hannah,M.E., Sue,A.Quan AK, Fetal fibronectin as a predictor of preterm birth: an overview, American Journal of Perinatology, 15, 613-621, 1998	Systematic review - individual studies contributing to the review have been checked for relevance and included where appropriate.
Rizzo,G., Capponi,A., Arduini,D., Lorido,C., Romanini,C., The value of fetal fibronectin in cervical and vaginal secretions and of ultrasonographic examination of the uterine cervix in predicting premature delivery for patients with preterm labor and intact membranes, American Journal of Obstetrics and Gynecology, 175, 1146-1151, 1996	The endpoint is preterm birth not time to birth within 48 hours or 7 days.
Rizzo,G., Capponi,A., Vlachopoulou,A., Angelini,E., Grassi,C.,	The endpoint is preterm birth

Study	Reason for Exclusion
Romanini,C., The diagnostic value of interleukin-8 and fetal fibronectin concentrations in cervical secretions in patients with preterm labor and intact membranes, <i>Journal of Perinatal Medicine</i> , 25, 461-468, 1997	not time to birth within 48 hours or 7 days.
Rozenberg,P., Goffinet,F., Malagrida,L., Giudicelli,Y., Perdu,M., Houssin,I., Safe,Femme, Nisand,I., Evaluating the risk of preterm delivery: a comparison of fetal fibronectin and transvaginal ultrasonographic measurement of cervical length, <i>American Journal of Obstetrics and Gynecology</i> , 176, 196-199, 1997	The endpoint is preterm birth not time to birth within 48 hours or 7 days.
Rozenberg,P., Rafii,A., Senat,M.V., Dujardin,A., Rapon,J., Ville,Y., Predictive value of two-dimensional and three-dimensional multiplanar ultrasound evaluation of the cervix in preterm labor, <i>Journal of Maternal-Fetal and Neonatal Medicine</i> , 13, 237-241, 2003	The endpoint is preterm birth not time to birth within 48 hours or 7 days.
Rozenberg,P., Rudant,J., Chevret,S., Boulogne,A.I., Ville,Y., Repeat measurement of cervical length after successful tocolysis, <i>Obstetrics and Gynecology</i> , 104, 995-999, 2004	The endpoint is preterm birth not time to birth within 48 hours or 7 days.
Sanchez-Ramos,L., Delke,I., Zamora,J., Kaunitz,A.M., Fetal fibronectin as a short-term predictor of preterm birth in symptomatic patients: a meta-analysis. [54 refs], <i>Obstetrics and Gynecology</i> , 114, 631-640, 2009	Systematic review - individual studies contributing to the review have been checked for relevance and included where appropriate.
Smith,V., Devane,D., Begley,C.M., Clarke,M., Higgins,S., A systematic review and quality assessment of systematic reviews of fetal fibronectin and transvaginal length for predicting preterm birth. [20 refs], <i>European Journal of Obstetrics, Gynecology, and Reproductive Biology</i> , 133, 134-142, 2007	Systematic review of published systematic reviews -individual systematic reviews (and the studies contributing to these)have been checked for relevance and included where appropriate.
Sotiriadis,A., Papatheodorou,S., Kavvadias,A., Makrydimas,G., Transvaginal cervical length measurement for prediction of preterm birth in women with threatened preterm labor: a meta-analysis, <i>Ultrasound in Obstetrics and Gynecology</i> , 35, 54-64, 2010	Systematic review - individual studies contributing to the review have been checked for relevance and included where appropriate.
Sukchaya,K., Phupong,V., A comparative study of positive rate of placental alpha-microglobulin-1 test in pre-term pregnant women with and without uterine contraction, <i>Journal of Obstetrics and Gynaecology</i> , 33, 566-568, 2013	Mean gestational age of study participants were > 37 weeks
Sunagawa,S., Takagi,K., Ono,K., Miyachi,K., Kikuchi,A., Comparison of biochemical markers and cervical length for predicting preterm delivery, <i>Journal of Obstetrics and Gynaecology Research</i> , 34, 812-819, 2008	Retrospective study.
Suranyi,S., Szomolya,M., The clinical prediction of premature labour by self-observation of uterine contractility and external tocography, <i>Journal of Perinatal Medicine</i> , 9 Suppl 1, 140-141, 1981	No relevant diagnostic data is presented.
Tanvir, Ghose,S., Samal,S., Armugam,S., Parida,P., Measurement of cervical biometry using transvaginal ultrasonography in predicting preterm labor, <i>Journal of Natural Science Biology and Medicine</i> , 5, 369-372, 2014	The endpoint is preterm birth not time to birth within 48 hours or 7 days.
Tekesin,I., Eberhart,L.H., Schaefer,V., Wallwiener,D., Schmidt,S., Evaluation and validation of a new risk score (CLEOPATRA score) to predict the probability of premature delivery for patients with threatened preterm labor, <i>Ultrasound in Obstetrics and Gynecology</i> , 26, 699-706, 2005	The endpoint is preterm birth not time to birth within 48 hours or 7 days.
Tekesin,I., Hellmeyer,L., Heller,G., Romer,A., Kuhnert,M.,	The endpoint is preterm birth



Study	Reason for Exclusion
Schmidt,S., Evaluation of quantitative ultrasound tissue characterization of the cervix and cervical length in the prediction of premature delivery for patients with spontaneous preterm labor, American Journal of Obstetrics and Gynecology, 189, 532-539, 2003	not time to birth within 48 hours or 7 days.
Tsoi,E., Akmal,S., Rane,S., Otigbah,C., Nicolaidis,K.H., Ultrasound assessment of cervical length in threatened preterm labor, Ultrasound in Obstetrics and Gynecology, 21, 552-555, 2003	The population in this study is included in Tsoi 2005.
Tsoi,E., Geerts,L., Jeffery,B., Odendaal,H.J., Nicolaidis,K.H., Sonographic cervical length in threatened preterm labor in a South African population, Ultrasound in Obstetrics and Gynecology, 24, 644-646, 2004	The population in this study is included in Tsoi 2005
Vafaei,H., Khorami,F., Heydari,S.T., Ghaffarpas,F., Predictive value of cervical length measurement by transvaginal and transperineal ultrasonography for preterm delivery, Shiraz E Medical Journal, 15, -, 2014	The population (asymptomatic women) is not relevant according to the protocol.
Vendittelli,F., Mamelle,N., Munoz,F., Janky,E., Transvaginal ultrasonography of the uterine cervix in hospitalized women with preterm labor, International Journal of Gynaecology and Obstetrics, 72, 117-125, 2001	The endpoint is preterm birth not time to birth within 48 hours or 7 days.
Vendittelli,F., Volumenie,J., Transvaginal ultrasonography examination of the uterine cervix in hospitalised women undergoing preterm labour, European Journal of Obstetrics, Gynecology, and Reproductive Biology, 90, 3-11, 2000	Systematic review - individual studies contributing to the review have been checked for relevance and included where appropriate.
Verdenik,I., Pajntar,M., Leskosek,B., Uterine electrical activity as predictor of preterm birth in women with preterm contractions, European Journal of Obstetrics Gynecology and Reproductive Biology, 95, 149-153, 2001	The endpoint is preterm birth not time to birth within 48 hours or 7 days.
Vinken,M.P., Rabotti,C., Mischi,M., Oei,S.G., Accuracy of frequency-related parameters of the electrohysterogram for predicting preterm delivery: a review of the literature. [48 refs], Obstetrical and Gynecological Survey, 64, 529-541, 2009	Systematic review of studies examining electrohysterograms which is not relevant according to the protocol.
Vis,J.Y., Wilms,F.F., Oudijk,M.A., Bossuyt,P.M., van der Post,J.A., Grobman,W.A., Mol,B.W., Why were the results of randomized trials on the clinical utility of fetal fibronectin negative? A systematic review of their study designs, American Journal of Perinatology, 28, 145-150, 2011	Systematic review - individual studies contributing to the review have been checked for relevance and included where appropriate.
Vogel,I., Gronbaek,H., Thorsen,P., Flyvbjerg,A., Insulin-like growth factor binding protein 1 (IGFBP-1) in vaginal fluid in pregnancy, In Vivo, 18, 37-41, 2004	The endpoint is preterm birth not time to birth within 48 hours or 7 days.
Volumenie,J.L., Guibourdenche,J., Doridot,V., Sibony,O., Oury,J.F., Blot,P., Luton,D., Failure of cervical fibronectin to predict premature delivery in a population of monofetal pregnancies with idiopathic preterm labor, European Journal of Obstetrics, Gynecology, and Reproductive Biology, 97, 35-39, 2001	The endpoint is preterm birth not time to birth within 48 hours or 7 days.
Volumenie,J.L., Luton,D., De,Spirlet M., Sibony,O., Blot,P., Oury,J.F., Ultrasonographic cervical length measurement is not a better predictor of preterm delivery than digital examination in a population of patients with idiopathic preterm labor, European Journal of Obstetrics, Gynecology, and Reproductive Biology, 117, 33-37, 2004	The endpoint is preterm birth not time to birth within 48 hours or 7 days.
Wozniak,S., Czuczwar,P., Szkodziak,P., Milart,P.,	The population (asymptomatic

Study	Reason for Exclusion
Wozniakowska,E., Paszkowski,T., Elastography in predicting preterm delivery in asymptomatic, low-risk women: a prospective observational study, BMC Pregnancy and Childbirth, 14, 238-, 2014	women) is not relevant according to the protocol.
Wulff,C.B., Ekelund,C.K., Hedegaard,M., Tabor,A., Can a 15-mm cervical length cutoff discriminate between low and high risk of preterm delivery in women with threatened preterm labor?, Fetal Diagnosis and Therapy, 29, 216-223, 2011	Retrospective study.
Yoneda,S., Sakai,M., Sasaki,Y., Shiozaki,A., Hidaka,T., Saito,S., Interleukin-8 and glucose in amniotic fluid, fetal fibronectin in vaginal secretions and preterm labor index based on clinical variables are optimal predictive markers for preterm delivery in patients with intact membranes, Journal of Obstetrics and Gynaecology Research, 33, 38-44, 2007	The endpoint is preterm birth not time to birth within 48 hours or 7 days.
Yoshimatsu,K., Sekiya,T., Ishihara,K., Fukami,T., Otabe,T., Araki,T., Detection of the cervical gland area in threatened preterm labor using transvaginal sonography in the assessment of cervical maturation and the outcome of pregnancy, Gynecologic and Obstetric Investigation, 53, 149-156, 2002	No relevant diagnostic data is presented.

## G.8 Maternal corticosteroids

### G.8.1 Different gestations

Study	Reason for Exclusion
Effect of antenatal dexamethasone administration on the prevention of respiratory distress syndrome, American Journal of Obstetrics and Gynecology, 141, 276-287, 1981	Included in Roberts review
Effects of antenatal dexamethasone administration in the infant: long-term follow-up, Journal of Pediatrics, 104, 259-267, 1984	Included in Roberts review
Amorim,M.M., Santos,L.C., Faundes,A., Corticosteroid therapy for prevention of respiratory distress syndrome in severe preeclampsia, American Journal of Obstetrics and Gynecology, 180, 1283-1288, 1999	Included in Roberts review
Ay,H., Tosun,M., Malatyalioglu,E., Aygun,C., Cetinkaya,M.B., Celik,H., Bildircin,F.D., Comparison of single and double courses of antenatal corticosteroid administration on neonatal mortality and morbidity, Journal of the Turkishgerman Gynecological Association, 11, 38-43, 2010	Wrong comparison (single versus double courses of corticosteroids)
Balci,O., Ozdemir,S., Mahmoud,A.S., Acar,A., Colakoglu,M.C., The effect of antenatal steroids on fetal lung maturation between the 34th and 36th week of pregnancy, Gynecologic and Obstetric Investigation, 70, 95-99, 2010	Does not report outcomes of interest
Block,M.F., Kling,O.R., Crosby,W.M., Antenatal glucocorticoid therapy for the prevention of respiratory distress syndrome in the premature infant, Obstetrics and Gynecology, 50, 186-190, 1977	Included in Roberts review
Carlan,S.J., Pharmacologic pulmonary maturation in preterm premature rupture of membranes, American Journal of Obstetrics and GynecologyAm J Obstet Gynecol, 164, 371-, 1991	Included in Roberts review
Croall,J., Is there a lower limit for birth-weight/gestational age and antenatal steroid therapy, The Australian & New Zealand journal of obstetrics & gynaecology, 33, 103-105, 1993	Letter to editor
Dalziel,S.R., Fenwick,S., Cundy,T., Parag,V., Beck,T.J., Rodgers,A., Harding,J.E., Peak bone mass after exposure to antenatal betamethasone and prematurity: follow-up of a	Does not report outcomes of interest

Study	Reason for Exclusion
randomized controlled trial, Journal of Bone and Mineral Research, 21, 1175-1186, 2006	
Dalziel,S.R., Lim,V.K., Lambert,A., McCarthy,D., Parag,V., Rodgers,A., Harding,J.E., Antenatal exposure to betamethasone: psychological functioning and health related quality of life 31 years after inclusion in randomised controlled trial, BMJ, 331, 665-, 2005	Included in Roberts review
Dalziel,S.R., Rea,H.H., Walker,N.K., Parag,V., Mantell,C., Rodgers,A., Harding,J.E., Long term effects of antenatal betamethasone on lung function: 30 year follow up of a randomised controlled trial, Thorax, 61, 678-683, 2006	Does not report outcomes of interest
Dalziel,S.R., Walker,N.K., Parag,V., Mantell,C., Rea,H.H., Rodgers,A., Harding,J.E., Cardiovascular risk factors after antenatal exposure to betamethasone: 30-year follow-up of a randomised controlled trial, Lancet, 365, 1856-1862, 2005	Included in Roberts review
Dessens,A.B., Haas,H.S., Koppe,J.G., Twenty-year follow-up of antenatal corticosteroid treatment, Pediatrics, 105, E77-, 2000	Included in Roberts review
Doran,T.A., Swyer,P., MacMurray,B., Results of a double-blind controlled study on the use of betamethasone in the prevention of respiratory distress syndrome, American Journal of Obstetrics and Gynecology, 136, 313-320, 1980	Included in Roberts review
Gamsu,H.R., Mullinger,B.M., Donnai,P., Dash,C.H., Antenatal administration of betamethasone to prevent respiratory distress syndrome in preterm infants: report of a UK multicentre trial, British Journal of Obstetrics and Gynaecology, 96, 401-410, 1989	Included in Roberts review
Garite,T.J., Rumney,P.J., Briggs,G.G., Harding,J.A., Nageotte,M.P., Towers,C.V., Freeman,R.K., A randomized, placebo-controlled trial of betamethasone for the prevention of respiratory distress syndrome at 24 to 28 weeks' gestation, American Journal of Obstetrics and Gynecology, 166, 646-651, 1992	Included in Roberts review
Grgic,G., Fatusic,Z., Bogdanovic,G., [Stimulation of fetal lung maturation with dexamethasone in unexpected premature labor], Medicinski arhiv, 57, 291-294, 2003	Not in English
Heljic,S., Maksic,H., Misanovic,V., Dizdarevic,J., [Antenatal corticosteroids in respiratory distress syndrome prevention: efficacy in relation to treatment--delivery interval], Medicinski arhiv, 63, 200-202, 2009	Not in English
Howie,R.N., Liggins,G.C., Clinical trial of antepartum betamethasone therapy for prevention of respiratory distress in pre-term infants, Pre-term labour, 281-289p. 1977., -289p	Included in Roberts review
Kari,M.A., Hallman,M., Eronen,M., Teramo,K., Virtanen,M., Koivisto,M., Ikonen,R.S., Prenatal dexamethasone treatment in conjunction with rescue therapy of human surfactant: a randomized placebo-controlled multicenter study, Pediatrics, 93, 730-736, 1994	Included in Roberts review
Lewis,D.F., Brody,K., Edwards,M.S., Brouillette,R.M., Burlison,S., London,S.N., Preterm premature ruptured membranes: a randomized trial of steroids after treatment with antibiotics, Obstetrics and Gynecology, 88, 801-805, 1996	Included in Roberts review
Liggins,G.C., Howie,R.N., A controlled trial of antepartum glucocorticoid treatment for prevention of the respiratory distress syndrome in premature infants, Pediatrics, 50, 515-525, 1972	Included in Roberts review
MacArthur,B.A., Howie,R.N., Dezoete,J.A., Elkins,J., Cognitive and psychosocial development of 4-year-old children whose mothers were treated antenatally with betamethasone, Pediatrics, 68, 638-643, 1981	Included in Roberts review
MacArthur,B.A., Howie,R.N., Dezoete,J.A., Elkins,J., School	Included in Roberts review

Study	Reason for Exclusion
progress and cognitive development of 6-year-old children whose mothers were treated antenatally with betamethasone, <i>Pediatrics</i> , 70, 99-105, 1982	
Morales,W.J., Angel,J.L., O'Brien,W.F., Knuppel,R.A., Use of ampicillin and corticosteroids in premature rupture of membranes: a randomized study, <i>Obstetrics and Gynecology</i> , 73, 721-726, 1989	Included in Roberts review
Nelson,L.H., Meis,P.J., Hatjis,C.G., Ernest,J.M., Dillard,R., Schey,H.M., Premature rupture of membranes: a prospective, randomized evaluation of steroids, latent phase, and expectant management, <i>Obstetrics and Gynecology</i> , 66, 55-58, 1985	Included in Roberts review
Pattinson,R.C., Makin,J.D., Funk,M., Delport,S.D., Macdonald,A.P., Norman,K., Kirsten,G., Stewart,C., Woods,D., Moller,G., Coetzee,E., Smith,P., Anthony,J., Schoon,M., Grobler,S., The use of dexamethasone in women with preterm premature rupture of membranes--a multicentre, double-blind, placebo-controlled, randomised trial. Dexiprom Study Group, <i>South African Medical Journal, Suid-Afrikaanse Tydskrif Vir Geneeskunde</i> . 89, 865-870, 1999	Included in Roberts review
Qublan,H.S., Malkawi,H.Y., Hiasat,M.S., Hindawi,I.M., Al-Taani,M.I., bu-Khait,S.A., Al-Maaitah,J.F., The effect of antenatal corticosteroid therapy on pregnancies complicated by premature rupture of membranes, <i>Clinical and Experimental Obstetrics and Gynecology</i> , 28, 183-186, 2001	Included in Roberts review
Roberts,D., Dalziel,S., Antenatal corticosteroids for accelerating fetal lung maturation for women at risk of preterm birth. [69 refs], <i>Cochrane Database of Systematic Reviews</i> , CD004454-, 2006	Review was updated in 2013, updated review is included
Salokorpi,T., Sajaniemi,N., Hallback,H., Kari,A., Rita,H., von,Wendt L., Randomized study of the effect of antenatal dexamethasone on growth and development of premature children at the corrected age of 2 years, <i>Acta Paediatrica</i> , 86, 294-298, 1997	Included in Roberts review
Schmand,B., Neuvel,J., Smolders-de,Haas H., Hoeks,J., Treffers,P.E., Koppe,J.G., Psychological development of children who were treated antenatally with corticosteroids to prevent respiratory distress syndrome, <i>Pediatrics</i> , 86, 58-64, 1990	Included in Roberts review
Schutte,M.F., Treffers,P.E., Koppe,J.G., Breur,W., The influence of betamethasone and orciprenaline on the incidence of respiratory distress syndrome in the newborn after preterm labour, <i>British Journal of Obstetrics and Gynaecology</i> , 87, 127-131, 1980	Included in Roberts review
Silver,R.K., Vyskocil,C., Solomon,S.L., Ragin,A., Neerhof,M.G., Farrell,E.E., Randomized trial of antenatal dexamethasone in surfactant-treated infants delivered before 30 weeks' gestation, <i>Obstetrics and Gynecology</i> , 87, 683-691, 1996	Included in Roberts review
Smolders-de,Haas H., Neuvel,J., Schmand,B., Treffers,P.E., Koppe,J.G., Hoeks,J., Physical development and medical history of children who were treated antenatally with corticosteroids to prevent respiratory distress syndrome: a 10- to 12-year follow-up, <i>Pediatrics</i> , 86, 65-70, 1990	Included in Roberts review
Tausch,H.W., Frigoletto,F., Kitzmiller,J., Avery,M.E., Hehre,A., Fromm,B., Lawson,E., Neff,R.K., Risk of respiratory distress syndrome after prenatal dexamethasone treatment, <i>Pediatrics</i> , 63, 64-72, 1979	Included in Roberts review
Teramo,K., Hallman,M., Raivio,K.O., Maternal glucocorticoid in unplanned premature labor. Controlled study on the effects of betamethasone phosphate on the phospholipids of the gastric aspirate and on the adrenal cortical function of the newborn infant, <i>Pediatric Research</i> , 14, 326-329, 1980	Included in Roberts review

## G.8.2 Repeat courses

Study	Reason for Exclusion
Aghajafari,F., Murphy,K., Ohlsson,A., Amankwah,K., Matthews,S., Hannah,M.E., Multiple versus single courses of antenatal corticosteroids for preterm birth: a pilot study, <i>Journal of Obstetrics and Gynaecology Canada: JOGC</i> , 24, 321-329, 2002	Included in Crowther review
Asztalos,E.V., Murphy,K.E., Hannah,M.E., Willan,A.R., Matthews,S.G., Ohlsson,A., Kelly,E.N., Saigal,S., Ross,S., Delisle,M.F., Amankwah,K., Guselle,P., Gafni,A., Lee,S.K., Armson,B.A., Sananes,R., Tomat,L., Multiple Courses of Antenatal Corticosteroids for Preterm Birth Study Collaborative Group., Multiple courses of antenatal corticosteroids for preterm birth study: 2-year outcomes, <i>Pediatrics</i> , 126, e1045-e1055, 2010	Included in Crowther review
Bontis,N., Vavilis,D., Tsolakidis,D., Goulis,D.G., Tzeveleakis,P., Kellartzis,D., Tarlatzis,B.C., Comparison of single versus multiple courses of antenatal betamethasone in patients with threatened preterm labor, <i>Clinical and Experimental Obstetrics and Gynecology</i> , 38, 165-167, 2011	Non-randomised trial
Crowther,C.A., Doyle,L.W., Haslam,R.R., Hiller,J.E., Harding,J.E., Robinson,J.S., ACTORDS Study Group., Outcomes at 2 years of age after repeat doses of antenatal corticosteroids, <i>New England Journal of Medicine</i> , 357, 1179-1189, 2007	Included in Crowther review
Crowther,C.A., Haslam,R.R., Hiller,J.E., Doyle,L.W., Robinson,J.S., Australasian Collaborative Trial of Repeat Doses of Steroids (ACTORDS) Study Group., Neonatal respiratory distress syndrome after repeat exposure to antenatal corticosteroids: a randomised controlled trial, <i>Lancet</i> , 367, 1913-1919, 2006	Included in Crowther review
Garite,T.J., Kurtzman,J., Maurel,K., Clark,R., Obstetrix Collaborative,Research Network, Impact of a 'rescue course' of antenatal corticosteroids: a multicenter randomized placebo-controlled trial.[Erratum appears in <i>Am J Obstet Gynecol.</i> 2009 Oct;201(4):428], <i>American Journal of Obstetrics and Gynecology</i> , 200, 248-249, 2009	Included in Crowther review
Guinn,D.A., Atkinson,M.W., Sullivan,L., Lee,M., MacGregor,S., Parilla,B.V., Davies,J., Hanlon-Lundberg,K., Simpson,L., Stone,J., Wing,D., Ogasawara,K., Muraskas,J., Single vs weekly courses of antenatal corticosteroids for women at risk of preterm delivery: A randomized controlled trial, <i>JAMA</i> , 286, 1581-1587, 2001	Included in Crowther review
Khong,T.Y., Vigneswaran,P., Crowther,C.A., Repeat doses of prenatal corticosteroids do not increase the risk of acute chorioamnionitis, <i>Australian and New Zealand Journal of Obstetrics and Gynaecology</i> , 41, 214-215, 2001	Retrospective non-comparative observational study
Mazumder,P., Dutta,S., Kaur,J., Narang,A., Single versus multiple courses of antenatal betamethasone and neonatal outcome: a randomized controlled trial, <i>Indian Pediatrics</i> , 45, 661-667, 2008	Included in Crowther review
McEvoy,C., Bowling,S., Williamson,K., Lozano,D., Tolaymat,L., Izquierdo,L., Maher,J., Helfgott,A., The effect of a single remote course versus weekly courses of antenatal corticosteroids on functional residual capacity in preterm infants: a randomized trial, <i>Pediatrics</i> , 110, 280-284, 2002	Included in Crowther review
McEvoy,C., Schilling,D., Peters,D., Tillotson,C., Spitale,P., Wallen,L., Segel,S., Bowling,S., Gravett,M., Durand,M., Respiratory compliance in preterm infants after a single rescue course of antenatal steroids: a randomized controlled trial, <i>American Journal of Obstetrics and Gynecology</i> , 202, 544-549, 2010	Included in Crowther review
Murphy,K.E., Hannah,M.E., Willan,A.R., Hewson,S.A., Ohlsson,A., Kelly,E.N., Matthews,S.G., Saigal,S., Asztalos,E., Ross,S.,	Included in Crowther review

Study	Reason for Exclusion
Delisle,M.F., Amankwah,K., Guselle,P., Gafni,A., Lee,S.K., Armson,B.A., MACS Collaborative Group., Multiple courses of antenatal corticosteroids for preterm birth (MACS): a randomised controlled trial, <i>Lancet</i> , 372, 2143-2151, 2008	
Murphy,K.E., Hannah,M.E., Willan,A.R., Ohlsson,A., Kelly,E.N., Matthews,S.G., Saigal,S., Asztalos,E., Ross,S., Delisle,M.F., Tomat,L., Amankwah,K., Guselle,P., Gafni,A., Lee,S.K., Armson,B.A., MACS Collaborative Group., Maternal side-effects after multiple courses of antenatal corticosteroids (MACS): the three-month follow-up of women in the randomized controlled trial of MACS for preterm birth study, <i>Journal of Obstetrics and Gynaecology Canada: JOGC</i> , 33, 909-921, 2011	3-month follow-up of study included in Crowther 2011 review and does not report any outcomes of interest
Peltoniemi,O.M., Kari,M.A., Hallman,M., Repeated antenatal corticosteroid treatment: a systematic review and meta-analysis, <i>Acta Obstetrica et Gynecologica Scandinavica</i> , 90, 719-727, 2011	Systematic review with no search date. Includes 8 of the 10 RCTs included in Crowther review. Reports similar results to Crowther review.
Peltoniemi,O.M., Kari,M.A., Tammela,O., Lehtonen,L., Marttila,R., Halmesmaki,E., Jouppila,P., Hallman,M., Repeat Antenatal Betamethasone Study Group., Randomized trial of a single repeat dose of prenatal betamethasone treatment in imminent preterm birth, <i>Pediatrics</i> , 119, 290-298, 2007	Included in Crowther review
Porto,A.M., Coutinho,I.C., Correia,J.B., Amorim,M.M., Effectiveness of antenatal corticosteroids in reducing respiratory disorders in late preterm infants: randomised clinical trial, <i>BMJ (Clinical research ed.)</i> , Vol.342, pp.d1696, 2011., -	Not repeat corticosteroids - study is included in the single course corticosteroids review
Roberts,D., Dalziel,S., Antenatal corticosteroids for accelerating fetal lung maturation for women at risk of preterm birth. [69 refs], <i>Cochrane Database of Systematic Reviews</i> , CD004454-, 2006	Included in single course review - does included trials where repeat corticosteroids were permitted but outcomes not reported separately for those women
Wapner,R.J., Sorokin,Y., Thom,E.A., Johnson,F., Dudley,D.J., Spong,C.Y., Peaceman,A.M., Leveno,K.J., Harper,M., Caritis,S.N., Miodovnik,M., Mercer,B., Thorp,J.M., Moawad,A., O'Sullivan,M.J., Ramin,S., Carpenter,M.W., Rouse,D.J., Sibai,B., Gabbe,S.G., National Institute of Child Health and Human Development Maternal Fetal Medicine Units Network., Single versus weekly courses of antenatal corticosteroids: evaluation of safety and efficacy, <i>American Journal of Obstetrics and Gynecology</i> Am J Obstet Gynecol, 195, 633-642, 2006	Included in Crowther review

### G.8.3 Health economics

Study	Reason for Exclusion
Egberts,J., Estimated costs of different treatments of the respiratory distress syndrome in a large cohort of preterm infants of less than 30 weeks of gestation, <i>Biology of the Neonate</i> , 61 Suppl 1, 59-65, 1992	No complete economic evaluation, only costs and wrong comparator.
Halliday,H.L., Costs and benefits of perinatal corticosteroid treatment, <i>Prenatal and Neonatal Medicine</i> , 5, 201-203, 2000	No economic evaluation
Honest,H., Forbes,C.A., Duree,K.H., Norman,G., Duffy,S.B., Tsourapas,A., Roberts,T.E., Barton,P.M., Jowett,S.M., Hyde,C.J., Khan,K.S.,	Wrong interventions or comparators for all identified economic evaluation studies.

Study	Reason for Exclusion
Screening to prevent spontaneous preterm birth: systematic reviews of accuracy and effectiveness literature with economic modelling. [736 refs], Health Technology Assessment (Winchester, England), 13, 1-627, 2009	
Kilpatrick,S.J., Schlueter,M.A., Piecuch,R., Leonard,C.H., Rogido,M., Sola,A., Outcome of infants born at 24-26 weeks' gestation: I. Survival and cost, Obstetrics and Gynecology, 90, 803-808, 1997	Cost analysis only, no economic evaluation
Mugford,M., Cost effectiveness of prevention and treatment of neonatal respiratory distress (RDS) with exogenous surfactant: what has changed in the last three decades?, Early Human Development, 82, 105-115, 2006	Wrong comparator (corticosteroids vs surfactant)
Myers,E.R., Alvarez,J.G., Richardson,D.K., Ludmir,J., Cost-effectiveness of fetal lung maturity testing in preterm labor, Obstetrics and Gynecology, 90, 824-829, 1997	Wrong comparator
Rushing,S., Ment,L.R., Preterm birth: a cost benefit analysis, Seminars in Perinatology, 28, 444-450, 2004	No economic evaluation (for intervention of interest)
Scottish Health Purchasing Information Centre., Surfactant in premature births (Structured abstract), Health Technology Assessment Database, -, 2013	No economic evaluation

## G.9 Magnesium sulphate for neuroprotection

Study	Reason for Exclusion
Antenatal magnesium neuroprotective for premies, Journal of the National Medical Association, 101, 824-, 2009	Brief summary of a systematic review that was appraised for inclusion in full text
AMICABLE Group., Antenatal magnesium individual participant data international collaboration: assessing the benefits for babies using the best level of evidence (AMICABLE), Systems Review, 1, 21-, 2012	This paper is a protocol for an individual patient data meta-analysis - no results are reported
Bain,E., Middleton,P., Crowther,C.A., Different magnesium sulphate regimens for neuroprotection of the fetus for women at risk of preterm birth, Cochrane Database of Systematic Reviews, 2, CD009302-, 2012	Cochrane review with no included studies
Bain,E.S., Middleton,P.F., Crowther,C.A., Maternal adverse effects of different antenatal magnesium sulphate regimens for improving maternal and infant outcomes: A systematic review, BMC Pregnancy and Childbirth, 13, 2013. Article Number, -, 2013	Wrong comparison - study is comparing different infusion rates of same dose of same intervention-magnesium sulphate (4g)
Bhat,M.A., Charoo,B.A., Bhat,J.I., Ahmad,S.M., Ali,S.W., Mufti,M.-U.H., Magnesium sulfate in severe perinatal asphyxia: A randomized, placebo-controlled trial, Obstetrical and Gynecological Survey, 64, 573-574, 2009	Wrong population - this is a summary of a trial which reported the use of postnatal magnesium sulphate for

Study	Reason for Exclusion
	asphyxiated neonates born at term
Blackwell,S.C., Hallak,M., Hassan,S.S., Berry,S.M., Russell,E., Sorokin,Y., The effects of intrapartum magnesium sulfate therapy on fetal serum interleukin-1beta, interleukin-6, and tumor necrosis factor-alpha at delivery: a randomized, placebo-controlled trial, American Journal of Obstetrics and Gynecology, 184, 1320-1323, 2001	The study included women at 32 - 41 weeks gestation, and outcomes are not reported separately for preterm babies; therefore an unknown proportion of the study population are out of the scope of the guideline (median gestational ages in the two arms of the study were 37 weeks and 35 weeks).
Chollat,C., Enser,M., Houivet,E., Provost,D., Benichou,J., Marpeau,L., Marret,S., School-age outcomes following a randomized controlled trial of magnesium sulfate for neuroprotection of preterm infants, Journal of Pediatrics, 165, 398-400, 2014	Less than 2/3 singleton births in population
Conde-Agudelo,A., Romero,R., Antenatal magnesium sulfate for the prevention of cerebral palsy in preterm infants less than 34 weeks' gestation: a systematic review and metaanalysis, American Journal of Obstetrics and Gynecology, 200, 595-609, 2009	The studies included in this review have been appraised for inclusion in full text - 5 (out of 7) have been included as they are relevant to the specific review question
Costantine,M.M., Clark,E.A., Lai,Y., Rouse,D.J., Spong,C.Y., Mercer,B.M., Sorokin,Y., Thorp,J.M.,Jr., Ramin,S.M., Malone,F.D., Carpenter,M., Miodovnik,M., O'Sullivan,M.J., Peaceman,A.M., Caritis,S.N., Association of polymorphisms in neuroprotection and oxidative stress genes and neurodevelopmental outcomes after preterm birth, Obstetrics and Gynecology, 120, 542-550, 2012	This a case-control study (secondary analysis of a trial [Rouse et al] which has been incorporated in this review) - it evaluates factors associated with worse outcomes, but does not report any data for the comparison of interest
Costantine,M.M., Weiner,S.J., Eunice Kennedy Shriver National Institute of Child Health and Human Development Maternal-Fetal Medicine Units Network., Effects of antenatal exposure to magnesium sulfate on neuroprotection and mortality in preterm infants: a meta-analysis, Obstetrics and Gynecology, 114, 354-364, 2009	This systematic review only reported a small number of outcomes; therefore, the included trials were appraised for inclusion individually.
Crowther,C.A., Hiller,J.E., Doyle,L.W., for the ACTOMgSO4Collaborators Group, Does prenatal magnesium sulphate reduce the risk of mortality and cerebral palsy in infants born at less than 30 weeks' gestation? - The ACTOMgS04 trial, A4-, 2003	This is an abstract summary of a trial that is included in full text (Crowther et al., 2003) with no further outcome data reported
Crowther,C.A., Middleton,P.F., Wilkinson,D., Ashwood,P., Haslam,R., MAGENTA Study Group., Magnesium sulphate at 30 to 34 weeks' gestational age: neuroprotection trial (MAGENTA)--study protocol, BMC Pregnancy and Childbirth, 13, 91-, 2013	Protocol
De Jesus,L.C., Sood,B.G., Shankaran,S., Kendrick,D., Das,A., Bell,E.F., Stoll,B.J., Laptook,A.R., Walsh,M.C., Carlo,W.A., Sanchez,P.J., Van Meurs,K.P., Bara,R., Hale,E.C., Newman,N.S., Ball,M.B., Higgins,R.D., Eunice Kennedy Shriver National Institute of Health and Human Development Neonatal Research Network., Antenatal magnesium sulfate exposure and acute cardiorespiratory events in preterm infants, American Journal of Obstetrics and Gynecology, 212, 94-97, 2015	A retrospective study
Deorari,A., Chawla,D., Maria,A., Preterm brain injury, Journal of Neonatology, 20, 140-146, 2006	Non-systematic review of preterm brain injury
Di Renzo,G.C., Mignosa,M., Gerli,S., Burnelli,L., Luzi,G.,	Wrong comparison - study is



Study	Reason for Exclusion
Clerici,G., Taddei,F., Marinelli,D., Bragetti,P., Mezzetti,D., Torre,B.D., Fantauzzi,A., Lungarotti,M.S., The combined maternal administration of magnesium sulfate and aminophylline reduces intraventricular hemorrhage in very preterm neonates, American Journal of Obstetrics and Gynecology, 192, 433-438, 2005	evaluating the use of magnesium sulphate in conjunction with aminophylline.
Doyle,L.W., Antenatal magnesium sulfate and neuroprotection, Current Opinion in Pediatrics, 24, 154-159, 2012	Non-systematic review
Doyle,L.W., Crowther,C.A., Middleton,P., Marret,S., Antenatal magnesium sulfate and neurologic outcome in preterm infants: a systematic review. [27 refs], Obstetrics and Gynecology, 113, 1327-1333, 2009	This systematic review only reported a small number of outcomes; therefore, the included trials were appraised for inclusion individually.
Doyle,L.W., Crowther,C.A., Middleton,P., Marret,S., Rouse,D., Magnesium sulphate for women at risk of preterm birth for neuroprotection of the fetus. [62 refs][Update of Cochrane Database Syst Rev. 2007;(3):CD004661; PMID: 17636771], Cochrane Database of Systematic Reviews, CD004661-, 2009	Insufficient detail is reported about study populations and the subgroup analyses include babies where the primary aim of magnesium sulphate administration was not neuroprotection of the baby; therefore, the included trials have been appraised for inclusion in full text (four out of five trials have been included)
Gunn,A.J., Bennet,L., Magnesium sulphate given before birth does not significantly reduce death or cerebral palsy in premature babies, but may improve motor dysfunction, Evidence-Based Healthcare, 8, 162-164, 2004	Summary and commentary on a randomised controlled trial which has been included in full text (Crowther et al., 2003). No additional outcomes of interest are reported.
Husom,L.D., Brok,J., Hegaard,H.K., Pryds,O., Secher,N.J., Does antenatal magnesium sulfate prevent cerebral palsy in preterm infants? The final trial?, Acta Obstetrica et Gynecologica Scandinavica, 91, 1346-1347, 2012	This is the protocol for a randomised controlled trial and no results are reported (data collection for primary outcome projected to finish December 2013; study projected to be completed June 2015)
Magee,L., Sawchuck,D., Synnes,A., von,Dadelszen P., SOGC Clinical Practice Guideline. Magnesium sulphate for fetal neuroprotection, Journal of Obstetrics and Gynaecology Canada: JOGC, 33, 516-529, 2011	All trials were appraised for inclusion as individual papers and 4 relevant studies were included
Magpie Trial Follow Up Study Collaborative Group, The Magpie Trial: a randomised trial comparing magnesium sulphate with placebo for pre-eclampsia. Outcome for children at 18 months, BJOG, 114, 289-299, 2007	Magnesium sulphate is being administered for the wrong indication - it is being given to women for pre-eclampsia during pregnancy and labour. The study also includes both term and preterm women.
Manuck,T.A., Sheng,X., Yoder,B.A., Varner,M.W., Correlation between initial neonatal and early childhood outcomes following preterm birth, American Journal of Obstetrics and Gynecology, 210, 426-429, 2014	Correlation study on neonatal and later childhood neurodevelopmental outcomes; does not look at the effect of magnesium sulphate itself, and no details on proportion of twin births
McPherson,J.A., Rouse,D.J., Grobman,W.A., Palatnik,A., Stamilio,D.M., Association of duration of neuroprotective	A secondary cohort analysis of a previously published trial

Study	Reason for Exclusion
magnesium sulfate infusion with neonatal and maternal outcomes, <i>Obstetrics and Gynecology</i> , 124, 749-755, 2014	(Rouse,2008) that. included in our review. The antenatal infusion of magnesium sulfate for different duration was evaluatd
Mittendorf,R., Bentz,L., Borg,M., Roizen,N., Does exposure to antenatal magnesium sulfate prevent cerebral palsy?, <i>American Journal of Obstetrics and Gynecology</i> , 182, S20-, 2000	Abstract summary of a randomised controlled trial which has been included in full text (Mittendorf et al., 2002). No additional outcomes of interest are reported.
Mittendorf,R., Bentz,L., Kohn,J., Covert,R., Use of antenatal magnesium sulfate does not seem to prevent intraventricular hemorrhage, <i>American Journal of Obstetrics and Gynecology</i> , 182, S34-, 2000	Abstract summary of a randomised controlled trial which has been included in full text (Mittendorf et al., 2002). No additional outcomes of interest are reported.
Mittendorf,R., Besinger,R., Santillan,M., Gianopolous,J., When used in circumstance of preterm labor, is there a paradoxical effect of varying exposures to magnesium sulfate (MGSO4) on the developing human brain?, <i>American Journal of Obstetrics and Gynecology</i> , 193, S65-, 2005	Abstract summary of a randomised controlled trial which has been included in full text (Mittendorf et al., 2002). No additional outcomes of interest are reported.
Mittendorf,R., Covert,R., Boman,J., Khoshnood,B., Lee,K.S., Siegler,M., Is tocolytic magnesium sulphate associated with increased total paediatric mortality?, <i>Lancet</i> , 350, 1517-1518, 1997	This paper is a summary and commentary describing the results of a randomised controlled trial which has been included in full text (Mittendorf et al., 2002). No additional outcomes of interest are reported.
Mittendorf,R., Covert,R., Elin,R., Pryde,P.G., Khoshnood,B., Lee,K., Umbilical cord serum ionized magnesium level and total pediatric mortality, <i>Obstetrics and Gynecology</i> , 98, 75-78, 2001	Further analysis of a randomised controlled trial which has been included in full text (Mittendorf et al., 2002). This paper does not report any additional outcomes of interest, because only mortality is reported split by whether magnesium sulphate was given for neuroprotection or tocolysis.
Mittendorf,R., Dambrosia,J., Dammann,O., Pryde,P.G., Lee,K.S., Ben-Ami,T.E., Yousefzadeh,D., Association between maternal serum ionized magnesium levels at delivery and neonatal intraventricular hemorrhage, <i>Journal of Pediatrics</i> , 140, 540-546, 2002	Further analysis of a randomised controlled trial which has been included in full text (Mittendorf et al., 2002). No further outcomes of interest are reported split by whether magnesium sulphate was given for neuroprotection or tocolysis.
Mittendorf,R., Dambrosia,J., Khoshnood,B., Lee,K.S., Pryde,P., Yousefzadeh,D., Association between magnesium and intraventricular haemorrhage, <i>American Journal of Obstetrics and Gynecology</i> , 184, S188-, 2001	Abstract summary of a randomised controlled trial which has been included in full text (Mittendorf et al., 2002). No additional outcomes of interest are reported.
Mittendorf,R., Dambrosia,J., Khoshnood,B., Lee,K-S, Pryde,P., Yousefzadeh,D., Magnesium sulfate is no more efficacious than other tocolytic agents, <i>American Journal of Obstetrics and</i>	Abstract summary of a randomised controlled trial which has been included in full

Study	Reason for Exclusion
Gynecology, 184, S188-, 2001	text (Mittendorf et al., 2002). No additional outcomes of interest are reported.
Mittendorf,R., Janeczek,S., Macmillan,W., Gianopolous,J., Besinger,R., Karlman,R., Mechanisms of mortality in the magnesium and neurologic endpoints trial (magnet trial): fetal inflammatory response syndrome (firs), American Journal of Obstetrics and Gynecology, 185, S151-, 2001	Abstract summary of a randomised controlled trial which has been included in full text (Mittendorf et al., 2002). No additional outcomes of interest are reported.
Mittendorf,R., Kuban,K., Pryde,P.G., Gianopoulos,J.G., Yousefzadeh,D., Antenatal risk factors associated with the development of lenticulostriate vasculopathy (LSV) in neonates, Journal of Perinatology, 25, 101-107, 2005	Further analysis of a randomised controlled trial which has been included in full text (Mittendorf et al., 2002). No further outcomes of interest are reported split by whether magnesium sulphate was given for neuroprotection or tocolysis.
Mittendorf,R., Pryde,P., Khoshnood,B., Lee,K.S., If tocolytic magnesium sulfate is associated with excess total pediatric mortality, what is its impact?, Obstetrics and Gynecology, 92, 308-311, 1998	This paper is a summary and commentary describing the results of a randomised controlled trial which has been included in full text (Mittendorf et al., 2002). No additional outcomes of interest are reported.
Mittendorf,R., Pryde,P., Lee,K-S, Besinger,R., Macmillan,W., Karlman,R., Umbilical cord serum ionized magnesium levels at delivery are not correlated with neuroprotection in childhood, American Journal of Obstetrics and Gynecology, 187, S74-, 2002	Abstract summary of a randomised controlled trial which has been included in full text (Mittendorf et al., 2002). No additional outcomes of interest are reported.
Mittendorf,R., Pryde,P., Lee,K-S, Besinger,R., Macmillan,W., Karlman,R., Coagulase negative staphylococci cultured from the placental chorioamnion space at delivery are associated with lower bayley scores, American Journal of Obstetrics and Gynecology, 187, S131-, 2002	Abstract summary of a randomised controlled trial which has been included in full text (Mittendorf et al., 2002). This abstract does not report any data for the comparison of magnesium sulphate and placebo.
Mittendorf,R., Pryde,P.G., Elin,R.J., Gianopoulos,J.G., Lee,K.S., Relationship between hypermagnesaemia in preterm labour and adverse health outcomes in babies. [54 refs], Magnesium Research, 15, 253-261, 2002	Summary of results of a trial (Mittendorf et al., 2002) which has been included in full text. No further outcomes of interest are reported.
Paradis,M., Evans,N., Osborn,D., Kluckow,M., ACTOMgSO4 Collaborators Group, The effect of antenatal magnesium sulphate on early systemic blood flow in very preterm infants, Pediatric Research, 55 Suppl, 114-, 2004	Abstract detailing further analysis of a randomised controlled trial which has been included in full text (Crowther et al., 2003). No additional outcomes of interest are reported.
Paradis,M., Osborn,D.A., Evans,N., Kluckow,M., Randomized controlled trial of magnesium sulfate in women at risk of preterm delivery-neonatal cardiovascular effects, Journal of Perinatology, 32, 665-670, 2012	This paper reports outcomes for babies from one centre (approximately 10% of study population) of a multicentre trial which has already been included in full text (Crowther et al., 2006). No additional

Study	Reason for Exclusion
	outcomes of interest are reported.
Ratray,B.N., Kraus,D.M., Drinker,L.R., Goldberg,R.N., Tanaka,D.T., Cotten,C.M., Antenatal magnesium sulfate and spontaneous intestinal perforation in infants less than 25 weeks gestation, <i>Journal of Perinatology</i> , 34, 819-822, 2014	Study compares different magnesium sulphate protocols and insufficient detail is reported about the protocols
Rouse,D., 1: A randomized controlled trial of magnesium sulfate for the prevention of cerebral palsy, <i>American Journal of Obstetrics and Gynecology</i> , 197, S2-, 2007	This is an abstract summary of Rouse et al. (2008), which has been included in full text. No additional outcomes are reported here.
Rouse,D.J., Gibbins,K.J., Magnesium sulfate for cerebral palsy prevention, <i>Seminars in Perinatology</i> , 37, 414-416, 2013	Narrative of studies that have been included or excluded in the review
Rouse,D.J., Hirtz,D.G., Thom,E., Varner,M.W., Spong,C.Y., Mercer,B.M., Iams,J.D., Wapner,R.J., Sorokin,Y., Alexander,J.M., Harper,M., Thorp,Jr, Ramin,S.M., Malone,F.D., Carpenter,M., Miodovnik,M., Moawad,A., O'Sullivan,M.J., Peaceman,A.M., Hankins,G.D.V., Langer,O., Caritis,S.N., Roberts,J.M., A randomized, controlled trial of magnesium sulfate for the prevention of cerebral palsy, <i>Obstetrical and Gynecological Survey</i> , 64, 15-17, 2009	Summary and commentary on a trial which has already been included in full text (Rouse et al., 2008) with no further outcomes reported
Santillan,M., Besinger,R.E., Gianopolous,J.G., Mittendorf,R., An inverse correlation between umbilical cord blood ionized magnesium (IMG) and interleukin-6 (IL-6) levels could not be confirmed in the human, <i>American Journal of Obstetrics and Gynecology</i> , 193, S183-, 2005	Abstract summary of a randomised controlled trial which has been included in full text (Mittendorf et al., 2002). No additional outcomes of interest are reported.
Smith,C.A., Crowther,C.A., Wilson,K., Hiller,J.E., Doyle,L.E., Placental transfer of magnesium sulphate: a randomised placebo controlled trial, 48-, 2003	This is an abstract summary of a trial that is included in full text (Crowther et al., 2003) with no additional outcomes of interest reported
Swenson,A.W., Schumacher,R.E., Magnesium treatment of mothers may decrease the incidence of cerebral palsy in at-risk infants, <i>Journal of Pediatrics</i> , 154, 151-152, 2009	Summary of a randomised controlled trial (Rouse et al., 2008) which has been included in full text
Taherian,A.A., Dehdar,P., Comparison of efficacy and safety of nifedipine versus magnesium sulfate in treatment of preterm labor, <i>Journal of Research in Medical Sciences</i> , 12, 136-142, 2007	Wrong indication - this study was comparing magnesium sulphate and nifedipine for stopping preterm labour, not for neuroprotection
Tan,Y.H., Groom,K.M., A prospective audit of the adherence to a new magnesium sulphate guideline for the neuroprotection of infants born less than 30 weeks' gestation, <i>Australian and New Zealand Journal of Obstetrics and Gynaecology</i> , 55, 90-93, 2015	a non-RCT with no outcomes of interest
Twickler,D.M., McIntire,D.D., Alexander,J.M., Leveno,K.J., Effects of magnesium sulfate on preterm fetal cerebral blood flow using doppler analysis: A randomized controlled trial, <i>Obstetrics and Gynecology</i> , 115, 21-25, 2010	This paper reports outcomes for babies from one centre of a multicentre trial which has already been included in full text (Rouse et al., 2008). No additional outcomes of interest are reported.
Wink,K., Neuroprotective effects of magnesium in preterm infants - Results of the ACTOMgSO4 Study, <i>Trace Elements and Electrolytes</i> , 24, 161-165, 2007	Non-systematic review and summary of a trial (Crowther et al., 2003) which has been

Study	Reason for Exclusion
	included in full text

### G.9.1 Health economics

Study	Reason for Exclusion
Bregman,J., Developmental outcome in very low birthweight infants: Current status and future trends, <i>Pediatric Clinics of North America</i> , 45, 673-690, 1998	Not an original economic evaluation and incorrect intervention
Conde-Agudelo,A., Romero,R., Antenatal magnesium sulfate for the prevention of cerebral palsy in preterm infants less than 34 weeks' gestation: a systematic review and metaanalysis, <i>American Journal of Obstetrics and Gynecology</i> , 200, 595-609, 2009	Not an economic analysis
Costello,A.M.D.L., Singh,M., Recent developments for neonatal health in developing countries, <i>Seminars in Neonatology</i> , 4, 131-139, 1999	No cost-effectiveness model
Gilbert,W.M., The cost of preterm birth: The low cost versus high value of tocolysis, <i>BJOG: An International Journal of Obstetrics and Gynaecology</i> , 113, 4-9, 2006	No economic evaluation
Hayes,E., Moroz,L., Pizzi,L., Baxter,J., A cost decision analysis of 4 tocolytic drugs, <i>American Journal of Obstetrics and Gynecology</i> , 197, 383-386, 2007	Wrong comparator
Jacquemyn,Y., Use of tocolytics: What is the benefit of gaining even more time?, <i>BJOG: An International Journal of Obstetrics and Gynaecology</i> , 113, 78-80, 2006	Review article; no cost-effectiveness model.
Kam,K.Y.R., Lamont,R.F., Developments in the pharmacotherapeutic management of spontaneous preterm labor, <i>Expert Opinion on Pharmacotherapy</i> , 9, 1153-1168, 2008	No cost-effectiveness model
Pattinson,R., Kerber,K., Buchmann,E., Friberg,I.K., Belizan,M., Lansky,S., Weissman,E., Mathai,M., Rudan,I., Walker,N., Lawn,J.E., Stillbirths: How can health systems deliver for mothers and babies?, <i>The Lancet</i> , 377, 1610-1623, 2011	No economic evaluation

### G.10 Tocolysis

Study	Reason for Exclusion
Treatment of preterm labor with the beta-adrenergic agonist ritodrine. The Canadian Preterm Labor Investigators Group, <i>New England Journal of Medicine</i> , 327, 308-312, 1992	The study is included in Haas et al., 2012 that has been included in this review.
Abenhaim,H.A., Tremblay,V., Tremblay,L., Audibert,F., Feasibility of a randomized controlled trial testing nifedipine vs. placebo for the treatment of preterm labor, <i>Journal of Perinatal Medicine</i> , 35, 301-304, 2007	No outcome of interest
Akerlund,M., Stromberg,P., Hauksson,A., Andersen,L.F., Lyndrup,J., Trojnar,J., Melin,P., Inhibition of uterine contractions of premature labour with an oxytocin analogue. Results from a pilot study, <i>British Journal of Obstetrics and Gynaecology</i> , 94, 1040-1044, 1987	No outcome of interest
Al-Omari WR,Al-Shammaa HB,Al-Tikriti EM,Ahmed KW, Atosiban	Included in Haas et al.

Study	Reason for Exclusion
and nifedipine in acute tocolysis: a comparative study, European Journal of Obstetrics, Gynecology, and Reproductive Biology, -, 2006	
Al-Qattan,F., Omu,A.E., Labeeb,N., A prospective randomized study comparing nifedipine versus ritodrine for the suppression of preterm labour, Medical Principles and Practice, 9, 164-173, 2000	The study is included in Haas et al., 2012 that has been included in this review.
Beattie,R.B., Helmer,H., Khan,K.S., Lamont,R.F., McNamara,H., Svare,J., Tsatsaris,V., van Geijn,H.P., Steering Group,, Emerging issues over the choice of nifedipine, beta-agonists and atosiban for tocolysis in spontaneous preterm labour--a proposed systematic review by the International Preterm Labour Council, Journal of Obstetrics and Gynaecology, 24, 213-215, 2004	The study is included in Haas et al., 2012 that has been included in this review.
Calda,P., Safety signals of 17-OHP-C use in pregnancy and efficacy in the prevention of preterm birth, Journal of Maternal-Fetal and Neonatal Medicine, 22, 540-Fetal, 2009	prophylactic use of 17 alpha-hydroxyprogesterone caproate
Caritis,S.N., Venkataramanan,R., Thom,E., Harper,M., Klebanoff,M.A., Sorokin,Y., Thorp,J.M.,Jr., Varner,M.W., Wapner,R.J., Iams,J.D., Carpenter,M.W., Grobman,W.A., Mercer,B.M., Sciscione,A., Rouse,D.J., Ramin,S., Eunice Kennedy Shriver National Institute of Child Health and Human Development Maternal-Fetal Medicine Units Network and Obstetric-Fetal Pharmacology Research Units Network., Relationship between 17-alpha hydroxyprogesterone caproate concentration and spontaneous preterm birth, American Journal of Obstetrics and Gynecology, 210, 128-6, 2014	prophylactic use of 17 alpha-hydroxyprogesterone caproate
Chandiramani,M., Seed,P.T., Bennett,P.R., Shennan,A.H., Tribe,R.M., Serum progesterone concentrations in women with a previous preterm birth treated with vaginal progesterone supplementation, Reproductive Sciences, 19, 189A-, 2012	prophylactic use of progesterone
Chawanpaiboon S,Pimol, Comparison of success rate of nifedipine, progesterone, and bed rest for inhibiting uterine contraction in threatened preterm labor, The journal of obstetrics and gynaecology research, -, 2011	Three arms trial with proluton Depot (Hydroxyprogesterone) used in the intervention arm.
Christensen KK,Ingemarsson I., Effect of ritodrine on labor after premature rupture of the membranes, Obstetrics and Gynecology, -, 1980	The study is included in Haas et al., 2012 that has been included in this review.
Combs,C.A., Garite,T.J., Maurel,K., Mallory,K., Edwards,R.K., Lu,G., Porreco,R., Das,A., Obstetrix Collaborative,Research Network, 17-Hydroxyprogesterone caproate to prolong pregnancy after preterm rupture of the membranes: early termination of a double-blind, randomized clinical trial, BMC Research Notes, 4, 568-, 2011	prophylactic use of 17 alpha-hydroxyprogesterone caproate
Coomarasamy,A., Thangaratinam,S., Gee,H., Khan,K.S., Progesterone for the prevention of preterm birth: a critical evaluation of evidence. [38 refs], European Journal of Obstetrics, Gynecology, and Reproductive Biology, 129, 111-118, 2006	Prophylactic use progesterone investigated
Deeks,E.D., 17 -Hydroxyprogesterone caproate (MakenaTM): in the prevention of preterm birth, Paediatric Drugs, 13, 337-345, 2011	prophylactic use of 17 alpha-hydroxyprogesterone caproate
Defranco,E.A., O'Brien,J.M., Adair,C.D., Lewis,D.F., Hall,D.R., Fusey,S., Soma-Pillay,P., Porter,K., How,H., Schakis,R., Eller,D., Trivedi,Y., Vanburen,G., Khandelwal,M., Trofatter,K., Vidyadhari,D., Vijayaraghavan,J., Weeks,J., Dattel,B., Newton,E., Chazotte,C., Valenzuela,G., Calda,P., Bsharat,M., Creasy,G.W., Vaginal progesterone is associated with a decrease in risk for early preterm birth and improved neonatal outcome in women with a short cervix: a secondary analysis from a randomized, double-blind, placebo-	prophylactic use of progesterone

Study	Reason for Exclusion
controlled trial, <i>Ultrasound in Obstetrics and Gynecology</i> , 30, 697-705, 2007	
Dodd,J.M., Crowther,C.A., McPhee,A.J., Flenady,V., Robinson,J.S., Progesterone after previous preterm birth for prevention of neonatal respiratory distress syndrome (PROGRESS): a randomised controlled trial, <i>BMC Pregnancy and Childbirth</i> , Vol.9, pp.6, 2009., -, -32676	Prophylactic use of progesterone
Doyle,L.W., Crowther,C.A., Middleton,P., Marret,S., Rouse,D., Magnesium sulphate for women at risk of preterm birth for neuroprotection of the fetus, <i>Cochrane Database of Systematic Reviews</i> , 2009. Article Number, -, 2009	Prophylactic use of magnesium sulphate and it is examining the role of the drug in preventing preterm brain injury.
Ehsanipoor RM,Shrivastava VK,Lee RM,Chan, A randomized, double-masked trial of prophylactic indomethacin tocolysis versus placebo in women with premature rupture of membranes, <i>American Journal of Perinatology</i> , -, 2011	use of prophylactic indomethacin for women with PPRM investigated
Facchinetti,F., Dante,G., Venturini,P., Paganelli,S., Volpe,A., 17alpha-hydroxy-progesterone effects on cervical proinflammatory agents in women at risk for preterm delivery, <i>American Journal of Perinatology</i> , 25, 503-506, 2008	No outcomes of interest: inhibitory effect of 17alpha-hydroxyprogesterone caproate (17P)was investigated
Facchinetti,F., Vaccaro,V., Pharmacological use of progesterone and 17-alpha-hydroxyprogesterone caproate in the prevention of preterm delivery, <i>Minerva ginecologica</i> , 61, 401-409, 2009	prophylactic use of 17 alpha-hydroxyprogesterone caproate
Falck,LarsenJ, Hansen,M.K., Hesseldahl,H., Ritodrine in the treatment of preterm labour. A clinical trial to compare a standard treatment with three regimens involving the use of ritodrine, <i>British Journal of Obstetrics and Gynaecology</i> , 87, 949-957, 1980	Different schemes of treatment of preterm labour with ritodrine (long infusion, short infusion, and intramuscular injection) compared. No control group
Glover,M.M., McKenna,D.S., Downing,C.M., Smith,D.B., Croom,C.S., Sonek,J.D., A randomized trial of micronized progesterone for the prevention of recurrent preterm birth, <i>American Journal of Perinatology</i> , 28, 377-381, 2011	Prophylactic use of progesterone
Goodwin TM,Valenzuela GJ,Silver, Dose ranging study of the oxytocin antagonist atosiban in the treatment of preterm labor. Atosiban Study Group, <i>Obstetrics and Gynecology</i> , -, 1996	The study is included in Haas et al., 2012 that has been included in this review.
Goodwin,T.M., Valenzuela,G., Silver,H., Hayashi,R., Creasy,G.W., Lane,R., Treatment of preterm labor with the oxytocin antagonist atosiban, <i>American Journal of Perinatology</i> , 13, 143-146, 1996	The study is included in Haas et al., 2012 that has been included in this review.
Grobman WA,Thom EA,Spong CY,Iams JD,Saade GR,Mercer BM,Tita AT,Rouse DJ,Sorokin, 17 alpha-hydroxyprogesterone caproate to prevent prematurity in nulliparas with cervical length less than 30 mm, <i>American Journal of Obstetrics and Gynecology</i> , -, 2012	Prophylactic use of 17 alpha-hydroxyprogesterone caproate
Grobman,W.A., Thom,E.A., Spong,C.Y., Iams,J.D., Saade,G.R., Mercer,B.M., Tita,A.T., Rouse,D.J., Sorokin,Y., Wapner,R.J., Leveno,K.J., Blackwell,S., Esplin,M.S., Tolosa,J.E., Thorp,J.M., Jr., Caritis,S.N., Van Dorsten,J.P., Eunice Kennedy Shriver National Institute of Child Health and Human Development Maternal-Fetal Medicine Units (MFMU) Network., 17 alpha-hydroxyprogesterone caproate to prevent prematurity in nulliparas with cervical length less than 30 mm, <i>American Journal of Obstetrics and Gynecology</i> , 207, 390-398, 2012	Prophylactic use of 17 alpha-hydroxyprogesterone caproate
Hallak,M., Moise,K., Jr., Lira,N., Dorman,K.F., Smith,E.O., Cotton,D.B., The effect of tocolytic agents (indomethacin and	Asymptomatic women (not in labour)

Study	Reason for Exclusion
terbutaline) on fetal breathing and body movements: a prospective, randomized, double-blind, placebo-controlled clinical trial, American Journal of Obstetrics and Gynecology, 167, 1059-1063, 1992	
Hassan,S.S., Romero,R., Vidyadhari,D., Fusey,S., Baxter,J.K., Khandelwal,M., Vijayaraghavan,J., Trivedi,Y., Soma-Pillay,P., Sambarey,P., Dayal,A., Potapov,V., O'Brien,J., Astakhov,V., Yuzko,O., Kinzler,W., Dattel,B., Sehdev,H., Mazheika,L., Manchulenko,D., Gervasi,M.T., Sullivan,L., Conde-Agudelo,A., Phillips,J.A., Creasy,G.W., PREGNANT,Trial, Vaginal progesterone reduces the rate of preterm birth in women with a sonographic short cervix: a multicenter, randomized, double-blind, placebo-controlled trial, Ultrasound in Obstetrics and Gynecology, 38, 18-31, 2011	Women with no signs and symptoms of preterm birth were included
Hines,M., Lyseng-Williamson,K.A., Deeks,E.D., 17 - hydroxyprogesterone caproate (Makena): a guide to its use in the prevention of preterm birth, Clinical Drug Investigation, 33, 223-227, 2013	Prophylactic use of 17 alpha-hydroxyprogesterone caproate
Husslein,P., Cabero,Roura L., Dudenhausen,J.W., Helmer,H., Frydman,R., Rizzo,N., Schneider,D., Atosiban versus usual care for the management of preterm labor, Journal of Perinatal Medicine, 35, 305-313, 2007	A short report with limited data available
Ibrahim,M., Mohamed,RamyA, Younis,M.A.-F., Progesterone supplementation for prevention of preterm labor: A randomized controlled trial, Middle East Fertility Society Journal, 15, 39-41, 2010	Prophylactic use of progesterone
Jabeen,S., Akhtar,M., Fatima,N., Akram,M., Role of progesterone for the prevention of preterm labour, Pakistan Journal of Medical and Health Sciences, 6, 253-255, 2012	prophylactic use of progesterone
Johnson JW,Austin KL,Jones GS,Davis GH,King TM, Efficacy of 17alpha-hydroxyprogesterone caproate in the prevention of premature labor, The New England journal of medicine, -, 1975	prophylactic use of 17 alpha-hydroxyprogesterone caproate
Johnson,J.W.C., Austin,K.L., Jones,G.S., King,T.M., The efficacy of 17alpha hydroxyprogesterone caproate in preventing premature labor, GYNEC.INVEST, 5, No-, 1974	Prophylactic use of 17 alpha-hydroxyprogesterone caproate
Kashanian,M., Akbarian,A.R., Soltanzadeh,M., Atosiban and nifedipin for the treatment of preterm labor, International Journal of Gynaecology and Obstetrics, 91, 10-14, 2005	The study is included in Haas et al. 2012
Kashanian,M., Bahasadri,S., Zolali,B., Comparison of the efficacy and adverse effects of nifedipine and indomethacin for the treatment of preterm labor, International Journal of Gynaecology and Obstetrics, 113, 192-195, 2011	The study is included in Haas et al., 2012
Kawagoe,Y., Sameshima,H., Ikenoue,T., Yasuhi,I., Kawarabayashi,T., Magnesium sulfate as a second-line tocolytic agent for preterm labor: a randomized controlled trial in Kyushu Island, Journal of Pregnancy, 2011, 965060-, 2011	Second-line treatment
Khanprakob,T., Laopaiboon,M., Lumbiganon,P., Sangkomkarn,U.S., Cyclo-oxygenase (COX) inhibitors for preventing preterm labour, Cochrane Database of Systematic Reviews, 10, CD007748-, 2012	Prophylactic use of COX
Khanprakob,Thirawut, Laopaiboon,Malinee, Lumbiganon,Pisake, Sangkomkarn,Ussanee S., Cyclo-oxygenase (COX) inhibitors for preventing preterm labour, Cochrane Database of Systematic Reviews, -, 2012	Study population consisted of asymptomatic women (not in labour)
King JF,Grant A., Beta-mimetics in preterm labour: an overview of the randomized controlled trials, British Journal of Obstetrics and Gynaecology, -, 1988	The relevant included studies in the systematic review are included in Haas et al., 2012 that has been included in this



Study	Reason for Exclusion
	review.
King,J.F., Flenady,V.J., Papatsonis,D.N., Dekker,G.A., Carbonne,B., Calcium channel blockers for inhibiting preterm labour, Cochrane database of systematic reviews (Online), 2003. Date of Publication, -, 2003	The relevant included studies in the systematic review are included in Haas et al., 2012 that has been included in this review.
Kopelman JN,Duff P., Randomized comparison of oral terbutaline and ritodrine for preventing recurrent preterm labor, The Journal of reproductive medicine, -, 1989	Study population consisted of women with recurrent preterm labour. Intervention used as a prophylactic before start of labour.
Korejo,R., Nasir,A., Waseem,S., Bhutta,S.Z., Comparison of salbutamol and nifedipine in the treatment of preterm labor, J Surg Pak, 12, 88-92, 2007	Study design: Quasi experimental
Kupfermenc,M., Lessing,J.B., Yaron,Y., Peyser,M.R., Nifedipine versus ritodrine for suppression of preterm labour, British Journal of Obstetrics and Gynaecology, 100, 1090-1094, 1993	The study is included in Haas et al., 2012 that has been included in this review.
Kurki,T., Eronen,M., Lumme,R., Ylikorkala,O., A randomized double-dummy comparison between indomethacin and nylidrin in threatened preterm labor, Obstetrics and Gynecology, 78, 1093-1097, 1991	The study is included in Haas et al., 2012 that has been included in this review.
Laohapojanart,N., Soorapan,S., Wacharaprechanont,T., Ratanajamit,C., Safety and efficacy of oral nifedipine versus terbutaline injection in preterm labor, Journal of the Medical Association of Thailand, 90, 2461-2469, 2007	The study is included in Haas et al., 2012 that has been included in this review.
Larmon JE,Ross BS,May WL,Dickerson GA,Fischer RG,Morrison JC, Oral nicardipine versus intravenous magnesium sulfate for the treatment of preterm labor, American Journal of Obstetrics and Gynecology, -, 1999	The study is included in Haas et al., 2012 that has been included in this review.
Larsen JF,Eldon K., Ritodrine in the treatment of preterm labor: second Danish Multicenter Study, Obstetrics and Gynecology, -, 1986	The study is included in Haas et al., 2012 that has been included in this review.
Lauersen NH,Merkatz IR,Tejani, Inhibition of premature labor: a multicenter comparison of ritodrine and ethanol, American Journal of Obstetrics and Gynecology, -, 1977	The study is included in Haas et al., 2012 that has been included in this review.
Lauterbach,R., Rytlewski,K., Pawlik,D., Hurkala,J., Wojtowicz,A., Breborowicz,G., Szymankiewicz,M., Effect of pentoxifylline, administered in preterm labour, on the foetal-placental circulation and neonatal outcome: a randomized, prospective pilot study, Basic and Clinical Pharmacology and Toxicology, 110, 342-346, 2012	No outcome of interest
Leszczynska-Gorzelaak,B., Laskowska,M., Marciniak,B., Oleszczuk,J., Nitric oxide for treatment of threatened preterm labor, International Journal of Gynaecology and Obstetrics, 73, 201-206, 2001	Study design: not an RCT
Leveno,K.J., Klein,V.R., Guzick,D.S., Young,D.C., Hankins,G.D., Williams,M.L., Single-centre randomised trial of ritodrine hydrochloride for preterm labour, Lancet, 1, 1293-1296, 1986	The study is included in Haas et al., 2012 that has been included in this review.
Lewis,R., Mercer,B.M., Salama,M., Walsh,M.A., Sibai,B.M., Oral terbutaline after parenteral tocolysis: a randomized, double-blind, placebo-controlled trial, American Journal of Obstetrics and Gynecology, 175, 834-837, 1996	Second line therapy: Intervention used after successful intravenous tocolysis
Lyell DJ,Pullen K., Magnesium sulfate compared with nifedipine for acute tocolysis of preterm labor: a randomized controlled trial, Obstetrics and Gynecology, -, 2007	The study is included in Haas et al., 2012 that has been included in this review.
Mackeen,A.D., Seibel-Seamon,J., Grimes-Dennis,J., Baxter,J.K.,	The relevant included studies

Study	Reason for Exclusion
Berghella,V., Tocolytics for preterm premature rupture of membranes, Cochrane Database of Systematic Reviews, CD007062-, 2011	in the systematic review are included in Haas et al., 2012 that has been included in this review.
Mackenzie,R., Walker,M., Armson,A., Hannah,M.E., Progesterone for the prevention of preterm birth among women at increased risk: a systematic review and meta-analysis of randomized controlled trials. [76 refs], American Journal of Obstetrics and Gynecology, 194, 1234-1242, 2006	Prophylactic use of progesterone investigated
Macones,G.A., Sehdev,H.M., Berlin,M., Morgan,M.A., Berlin,J.A., Evidence for magnesium sulfate as a tocolytic agent, Obstetrical and Gynecological Survey, 52, 652-658, 1997	The study is included in Haas et al., 2012 that has been included in this review.
Maher,M.A., Abdelaziz,A., Ellaithy,M., Bazeed,M.F., Prevention of preterm birth: a randomized trial of vaginal compared with intramuscular progesterone, Acta Obstetrica et Gynecologica Scandinavica, 92, 215-222, 2013	Prophylactic use of progesterone
Maitra,N., Christian,V., Kavishvar,A., Tocolytic efficacy of nifedipine versus ritodrine in preterm labor, International Journal of Gynaecology and Obstetrics, 97, 147-148, 2007	The study is included in Haas et al., 2012 that has been included in this review.
Majhi,P., Bagga,R., Kalra,J., Sharma,M., Intravaginal use of natural micronised progesterone to prevent pre-term birth: a randomised trial in India, Journal of Obstetrics and Gynaecology, 29, 493-498, 2009	Asymptomatic women at 'high risk' for preterm birth included
Marret,S., Marpeau,L., Zupan-Simunek,V., Eurin,D., Leveque,C., Hellot,M.F., Benichou,J., PREMAG trial group., Magnesium sulphate given before very-preterm birth to protect infant brain: the randomised controlled PREMAG trial*, BJOG: An International Journal of Obstetrics and Gynaecology, 114, 310-318, 2007	Magnesium sulphate not used as a tocolytic
Martin RW,Perry KG,Martin JN,Seago DP,Roberts WE,Morrison JC, Oral magnesium for tocolysis: a comparison of magnesium gluconate and enteric-coated magnesium chloride, Journal of the Mississippi State Medical Association, -, 1998	Second line therapy: Intervention used after successful intravenous tocolysis
Martinez de Tejada, B., Karolinski, A., Ocampo, M., Laterra, C., Hosli, I., Fernandez, D., Surbek, D., Huespe, M., Drack, G., Bunader, A., Rouillier, S., Lopez de Degani, G., Seidenstein, E., Prentl, E., Anton, J., Krahenmann, F., Nowacki, D., Poncelas, M., Nassif, J., Papera, R., Tuma, C., Espoile, R., Tiberio, O., Breccia, G., Messina, A., Peker, B., Schinner, E., Mol, B., Kanterewicz, L., Wainer, V., Boulvain, M., Othenin-Girard, V., Bertolino, M., Irion, O., P. trial group, Prevention of preterm delivery with vaginal progesterone in women with preterm labour (4P): randomised double-blind placebo-controlled trial, BJOG: An International Journal of Obstetrics & Gynaecology, 122, 80-91, 2015	Second line treatment (initial treatment with acute tocolysis)
Mawaldi,L., Duminy,P., Tamim,H., Terbutaline versus nifedipine for prolongation of pregnancy in patients with preterm labor, International Journal of Gynaecology and Obstetrics, 100, 65-68, 2008	The study is included in Haas et al., 2012 that has been included in this review.
McGregor JA,French JI,Seo, Adjunctive clindamycin therapy for preterm labor: results of a double-blind, placebo-controlled trial, American Journal of Obstetrics and Gynecology, -, 1991	Second line therapy: Intervention used after successful intravenous tocolysis
McKay,L.A., Holford,T.R., Bracken,M.B., Re-analysis of the PREGNANT trial confirms that vaginal progesterone reduces the rate of preterm birth in women with a sonographic short cervix, Ultrasound in Obstetrics and Gynecology, 43, 596-597, 2014	Prophylactic use of progesterone investigated
Meis PJ,Klebanoff M., Prevention of recurrent preterm delivery by	Prophylactic use of 17 alpha-

Study	Reason for Exclusion
17 alpha-hydroxyprogesterone caproate, The New England journal of medicine, -, 2003	hydroxyprogesterone caproate
Meis PJ,Klebanoff M., Does progesterone treatment influence risk factors for recurrent preterm delivery?, Obstetrics and Gynecology, -, 2005	prophylactic use of progesterone
Meis,P.J., Aleman,A., Progesterone treatment to prevent preterm birth, Drugs, 64, 2463-2474, 2004	Prophylactic use of progesterone investigated
Merkatz IR,Peter JB,Barden TP, Ritodrine hydrochloride: a betamimetic agent for use in preterm labor. II. Evidence of efficacy, Obstetrics and Gynecology, -, 1980	Study included in Haas et al., 2012
Mirzamoradi,M., Behnam,M., Jahed,T., Saleh-Gargari,S., Bakhtiyari,M., Does magnesium sulfate delay the active phase of labor in women with premature rupture of membranes? A randomized controlled trial, Taiwanese Journal of Obstetrics and Gynecology, 53, 309-312, 2014	All participants had PROM.
Mittendorf,R., Dambrosia,J., Pryde,P.G., Lee,K.S., Gianopoulos,J.G., Besinger,R.E., Tomich,P.G., Association between the use of antenatal magnesium sulfate in preterm labor and adverse health outcomes in infants, American Journal of Obstetrics and Gynecology, 186, 1111-1118, 2002	The study is included in Haas et al., 2012 that has been included in this review.
Morales WJ,Madhav H., Efficacy and safety of indomethacin compared with magnesium sulfate in the management of preterm labor: a randomized study, American Journal of Obstetrics and Gynecology, -, 1993	The study is included in Haas et al., 2012 that has been included in this review.
Morales WJ,Smith SG,Angel JL,O'Brien WF,Knuppel RA, Efficacy and safety of indomethacin versus ritodrine in the management of preterm labor: a randomized study, Obstetrics and Gynecology, -, 1989	The study is included in Haas et al., 2012 that has been included in this review.
Motazedian S,Ghaffarpasand, Terbutaline versus salbutamol for suppression of preterm labor: a randomized clinical trial, Annals of Saudi Medicine, -, 2010	The study is included in Haas et al., 2012 that has been included in this review.
Moutquin JM,Cabrol D., Effectiveness and safety of the oxytocin antagonist atosiban versus beta-adrenergic agonists in the treatment of preterm labour, British Journal of Obstetrics and Gynaecology, -, 2001	The study is included in Haas et al., 2012 that has been included in this review.
Moutquin JM,Sherman D., Double-blind, randomized, controlled trial of atosiban and ritodrine in the treatment of preterm labor: a multicenter effectiveness and safety study, American Journal of Obstetrics and Gynecology, -, 2000	The study is included in Haas et al., 2012 that has been included in this review.
Moutquin,J.M., Effer,S.B., Milner,R.A., Mohide,P.T., Sauve,R.S., Sinclair,J.C., Rand,C., Westfall,L., Whitfield,M., Jansen,P., Jang,Q., D'Alton,M.E., Hardie,M., Dudley,D., Belcher,J., Parnes,S., Dube,M.S., Yen,M., Hunter,D., Treatment of preterm labor with the beta-adrenergic agonist ritodrine, New England Journal of Medicine, 327, 308-312, 1992	Study included in Haas et al., 2012
Nardin,J.M., Carroli,G., Alrevic,Z., Combination of tocolytic agents for inhibiting preterm labour, Cochrane Database of Systematic Reviews, 2006. Article Number, -, 2006	A study protocol
Nassar AH,Abu-Musa AA,Awwad, Two dose regimens of nifedipine for management of preterm labor: a randomized controlled trial, American Journal of Perinatology, -, 2009	No outcomes of interest: dose regimens of nifedipine
Nassar,A., Khalil,A., Awwad,J., Musa,A.A., Tabbara,J., Usta,I., A randomized trial of two dose regimens of nifedipine for management of preterm labor, American Journal of Obstetrics and Gynecology, 197, S206, Abstract-	A short report with limited data reported

Study	Reason for Exclusion
Ngai,I., Marji,M., Neto,N., Garretto,D., Sheen,J.J., Garry,D.J., The effectiveness of 17alpha-hydroxyprogesterone caproate in obese women for prevention of preterm delivery, <i>Obstetrics and Gynecology</i> , 123 Suppl 1, 161S-162S, 2014	Prophylactic use of 17 alpha-hydroxyprogesterone caproate
Ngai,I., Sheen,J.J., Garretto,D., Govindappagari,S., Bernstein,P., Garry,D.J., Progesterone (17alpha-hydroxyprogesterone caproate) for prevention of preterm birth and preeclampsia, <i>Obstetrics and Gynecology</i> , 123 Suppl 1, 162S-, 2014	Prophylactic use of 17 alpha-hydroxyprogesterone caproate
Niebyl JR,Blake DA,White RD,Kumor KM,Dubin NH,Robinson JC,Egner PG, The inhibition of premature labor with indomethacin, <i>American Journal of Obstetrics and Gynecology</i> , -, 1980	Study included in Haas et al., 2012
Noblot,G., Audra,P., Dargent,D., Faguer,B., Mellier,G., The use of micronized progesterone in the treatment of menace of preterm delivery, <i>European Journal of Obstetrics, Gynecology, and Reproductive Biology</i> , 40, 203-209, 1991	2nd line treatment
Norwitz,E.R., Caughey,A.B., Progesterone supplementation and the prevention of preterm birth, <i>Revue Obstetricale et Gynecologique</i> , 4, 60-72, 2011	Prophylactic use of progesterone
O'Brien JM,Adair CD,Lewis DF,Hall DR,Defranco EA,Fusey S,Soma-Pillay, Progesterone vaginal gel for the reduction of recurrent preterm birth: primary results from a randomized, double-blind, placebo-controlled trial, <i>Ultrasound in obstetrics and gynecology : the official journal of the International Society of Ultrasound in Obstetrics and Gynecology</i> , -, 2007	Women with no signs and symptoms of preterm birth were included
O'Brien,J.M., The safety of progesterone and 17-hydroxyprogesterone caproate administration for the prevention of preterm birth: an evidence-based assessment, <i>American Journal of Perinatology</i> , 29, 665-672, 2012	Prophylactic use of 17 alpha-hydroxyprogesterone caproate
O'Brien,J.M., Defranco,E.A., Adair,C.D., Lewis,D.F., Hall,D.R., How,H., Bsharat,M., Creasy,G.W., Progesterone Vaginal Gel Study Group., Effect of progesterone on cervical shortening in women at risk for preterm birth: secondary analysis from a multinational, randomized, double-blind, placebo-controlled trial, <i>Ultrasound in Obstetrics and Gynecology</i> , 34, 653-659, 2009	Prophylactic use of the progesterone
Panter,K., Hannah,M., Farine,D., Amankwah,K., Jeffries,A., Ohlsson,A., The effect of indomethacin tocolysis of preterm labor on perinatal outcome: a RCT, <i>American Journal of Obstetrics and Gynecology</i> , 176, S46, 1997-, 1997	The study is included in Haas et al., 2012 that has been included in this review.
Papatsonis DN,Van Geijn HP,Ader HJ,Lange FM,Bleker OP,Dekker GA, Nifedipine and ritodrine in the management of preterm labor: a randomized multicenter trial, <i>Obstetrics and Gynecology</i> , -, 1997	The study is included in Haas et al., 2012 that has been included in this review.
Papatsonis,D., Flenady,V., Cole,S., Liley,H., Oxytocin receptor antagonists for inhibiting preterm labour, <i>Cochrane database of systematic reviews (Online)</i> , 2005. Date of Publication, -, 2005	The relevant included studies in the systematic review are included in Haas et al., 2012 that has been included in this review
Papatsonis,D.N.M., Kok,J.H., Samsom,J.F., Lange,F.M., Ader,H.J., Dekker,G.A., Neonatal morbidity after randomized trial comparing nifedipine with ritodrine in the management of preterm labor, <i>American Journal of Obstetrics and Gynecology</i> , 176, S117, 1997-, 1997	The study is included in Haas et al., 2012 that has been included in this review.
Parry,E., Roos,C., Stone,P., Hayward,L., Mol,B.W., McCowan,L., The NIFTY study: a multicentre randomised double-blind placebo-controlled trial of nifedipine maintenance tocolysis in fetal fibronectin-positive women in threatened preterm labour, <i>Australian and New Zealand Journal of Obstetrics and Gynaecology</i> , 54, 231-	Second line treatment-maintenance tocolysis investigated

Study	Reason for Exclusion
236, 2014	
Penney,L.L., Daniell,W.C., Estimation of success in treatment of premature labor: Applicability of prolongation index in a double-blind, controlled, randomized trial, American Journal of Obstetrics and Gynecology, 138, 345-346, 1980	No outcome of interest
Petrini JR,Callaghan WM,Klebanoff, Estimated effect of 17 alpha-hydroxyprogesterone caproate on preterm birth in the United States, Obstetrics and Gynecology, -, 2005	prophylactic use of 17 alpha-hydroxyprogesterone caproate
Pincus,R., Salbutamol infusion for premature labour--the Australian trials experience, Australian and New Zealand Journal of Obstetrics and Gynaecology, 21, 1-4, 1981	Unclear methodology, not an RCT.
Priyadarshini,Bai G., Ravikumar,P., Padma,L., A comparative study of safety and efficacy of ritodrine versus nifedipine in the management of preterm labor, Research Journal of Pharmaceutical, Biological and Chemical Sciences, 4, 1388-1397, 2013	Unclear if the study design is an RCT
Rai,P., Rajaram,S., Goel,N., Ayalur,Gopalakrishnan R., Agarwal,R., Mehta,S., Oral micronized progesterone for prevention of preterm birth, International Journal of Gynaecology and Obstetrics, 104, 40-43, 2009	Prophylactic use of progesterone
Read MD,Wellby DE, The use of a calcium antagonist (nifedipine) to suppress preterm labour, British Journal of Obstetrics and Gynaecology, -, 1986	The study is included in Haas et al., 2012 that has been included in this review.
Reed-Kane,D., Kirschbaum,K., Prevention of preterm delivery with compounded 17alpha- hydroxyprogesterone caproate, International Journal of Pharmaceutical Compounding, 10, 165-171, 2006	Prophylactic use of 17 alpha-hydroxyprogesterone caproate
Ricci JM,Hariharan S,Helfgott, Oral tocolysis with magnesium chloride: a randomized controlled prospective clinical trial, American Journal of Obstetrics and Gynecology, -, 1991	Second line therapy: Intervention used after successful intravenous tocolysis
Richter ON,Dorn, Tocolysis with atosiban: experience in the management of premature labor before 24 weeks of pregnancy, Archives of Gynecology and Obstetrics, -, 2005	Small pilot study
Rode,L., Langhoff-Roos,J., Andersson,C., Dinesen,J., Hammerum,M.S., Mohapeloa,H., Tabor,A., Systematic review of progesterone for the prevention of preterm birth in singleton pregnancies. [49 refs], Acta Obstetrica et Gynecologica Scandinavica, 88, 1180-1189, 2009	Two new studies added to update of a Cochrane review. Women in both studies, were asymptomatic women with history of preterm birth
Romero,R., Sibai,B.M., Sanchez-Ramos,L., Valenzuela,G.J., Veille,J.C., Tabor,B., Perry,K.G., Varner,M., Goodwin,T.M., Lane,R., Smith,J., Shangold,G., Creasy,G.W., An oxytocin receptor antagonist (atosiban) in the treatment of preterm labor: a randomized, double-blind, placebo-controlled trial with tocolytic rescue, American Journal of Obstetrics and Gynecology, 182, 1173-1183, 2000	No tocolytic used
Roy,V., Prasad,G.S., Latha,K., Tocolysis with ritodrine: A comparative study in preterm labour, Pakistan Journal of Medical Sciences, 22, 64-69, 2006	The study is included in Haas et al., 2012 that has been included in this review.
Rozenberg,P., Chauveaud,A., Deruelle,P., Capelle,M., Winer,N., Desbriere,R., Perrotin,F., Bohec,C., Connan,L., Vayssiere,C., Langer,B., Mantel,A., Azimi,S., Porcher,R., Azria,E., Groupe De Recherche En Obstetrique et Gynecologie., Prevention of preterm delivery after successful tocolysis in preterm labor by 17 alpha-hydroxyprogesterone caproate: a randomized controlled trial, American Journal of Obstetrics and Gynecology, 206, 206-209, 2012	Use of 17 alpha-hydroxyprogesterone caproate investigated

Study	Reason for Exclusion
Rust OA,Bofill JA,Arriola RM,Andrew ME,Morrison JC, The clinical efficacy of oral tocolytic therapy, American Journal of Obstetrics and Gynecology, -, 1996	Second line therapy: Intervention used after successful intravenous tocolysis
Saghafi,N., Khadem,N., Mohajeri,T., Shakeri,M.T., Efficacy of 17-hydroxyprogesterone caproate in prevention of preterm delivery, Journal of Obstetrics and Gynaecology Research, 37, 1342-1345, 2011	Prophylactic use of 17 alpha-hydroxyprogesterone caproate
Saghafi,N., Khadem,N., Mohajeri,T., Shakeri,M.T., Efficacy of 17alpha-hydroxyprogesterone caproate in prevention of preterm delivery, Journal of Obstetrics and Gynaecology Research, 37, 1342-1345, 2011	Prophylactic use of 17 alpha-hydroxyprogesterone caproate
Saleh,Gargari S., Habibolahi,M., Zonobi,Z., Khani,Z., Sarfjoo,F.S., Kazemi,Robati A., Etemad,R., Karimi,Z., Outcome of vaginal progesterone as a tocolytic agent: randomized clinical trial, ISRN Obstetrics and Gynecology, 2012, 607906-, 2012	Second line treatment with progesterone
Sawdy RJ,Lye S,Fisk NM,Bennett PR, A double-blind randomized study of fetal side effects during and after the short-term maternal administration of indomethacin, sulindac, and nimesulide for the treatment of preterm labor, American Journal of Obstetrics and Gynecology, -, 2003	The study is included in Haas et al., 2012 that has been included in this review.
Schmouder,V.M., Prescott,G.M., Franco,A., Fan-Havard,P., The rebirth of progesterone in the prevention of preterm labor, Annals of Pharmacotherapy, 47, 527-536, 2013	Prophylactic use of progesterone
Schorr SJ,Ascarelli MH,Rust OA,Ross EL,Calfee EL,Perry KG,Morrison JC, A comparative study of ketorolac (Toradol) and magnesium sulfate for arrest of preterm labor, Southern Medical Journal, -, 1998	The study is included in Haas et al., 2012 that has been included in this review.
Seibel-Seamon,J., Berghella,V., Baxter,J., Grimes-Dennis,J., Tocolytics for preterm premature rupture of membranes, Cochrane Database of Systematic Reviews, 2008. Article Number, -, 2008	A study protocol
Shim JY,Park YW,Yoon BH,Cho YK,Yang JH, Lee, Multicentre, parallel group, randomised, single-blind study of the safety and efficacy of atosiban versus ritodrine in the treatment of acute preterm labour in Korean women, BJOG : an international journal of obstetrics and gynaecology, -, 2006	The study is included in Haas et al., 2012 that has been included in this review.
Shrivastava,V., Ehsanipoor,R., Lee,R.M., Chan,K., Gaylean,A., Garite,T., Randomized double-blinded trial of indomethacin tocolysis versus expectant management in patients with premature rupture of membranes at 24-32 weeks of gestation, American Journal of Obstetrics and Gynecology, 199, S59, 2008-, 2008	A short report with limited data reported
Smith GN,Walker MC,McGrath MJ, Randomised, double-blind, placebo controlled pilot study assessing nitroglycerin as a tocolytic, British Journal of Obstetrics and Gynaecology, -, 1999	The study is included in Haas et al., 2012 that has been included in this review.
Smith,G.N., Guo,Y., Wen,S.W., Walker,M.C., Canadian,PretermLaborNitroglycerinTrialGroup, Secondary analysis of the use of transdermal nitroglycerin for preterm labor, American Journal of Obstetrics and Gynecology, 203, 565-566, 2010	Study included in Haas et al., 2012
Smith,G.N., Walker,M.C., Ohlsson,A., O'Brien,K., Windrim,R., Canadian Preterm Labour Nitroglycerin Trial Group., Randomized double-blind placebo-controlled trial of transdermal nitroglycerin for preterm labor, American Journal of Obstetrics and Gynecology, 196, 37-38, 2007	Study included in Haas et al., 2012
Smith,V., Devane,D., Begley,C.M., Clarke,M., Higgins,S., A systematic review and quality assessment of systematic reviews of	The relevant included studies in the systematic review are

Study	Reason for Exclusion
randomised trials of interventions for preventing and treating preterm birth. [34 refs], European Journal of Obstetrics, Gynecology, and Reproductive Biology, 142, 3-11, 2009	included in Haas et al., 2012 that has been included in this review
Sotiriadis,A., Papatheodorou,S., Makrydimas,G., Perinatal outcome in women treated with progesterone for the prevention of preterm birth: a meta-analysis, Ultrasound in Obstetrics and Gynecology, 40, 257-266, 2012	Prophylactic use of progesterone
Spearing,G., Alcohol, indomethacin, and salbutamol. A comparative trial of their use in preterm labor, Obstetrics and Gynecology, 53, 171-174, 1979	The study is included in Haas et al., 2012 that has been included in this review.
Spellacy WN,Cruz AC,Birk SA,Buhi WC, Treatment of premature labor with ritodrine: a randomized controlled study, Obstetrics and Gynecology, -, 1979	Narrative review
Spong CY,Meis PJ,Thom EA,Sibai, Progesterone for prevention of recurrent preterm birth: impact of gestational age at previous delivery, American Journal of Obstetrics and Gynecology, -, 2005	Prophylactic use of progesterone
Steer,C.M., Petrie,R.H., A comparison of magnesium sulfate and alcohol for the prevention of premature labor, American Journal of Obstetrics and Gynecology, 129, 1-4, 1977	The study is included in Haas et al., 2012 that has been included in this review.
Su,L.L., Samuel,M., Chong,Y.S., Progestational agents for treating threatened or established preterm labour. [50 refs], Cochrane Database of Systematic Reviews, CD006770-, 2010	17-Hydroxyprogesterone was examined in all included studies in this systematic review
Taherian AA,Dehdar P., Comparison of efficacy and safety of nifedipine versus magnesium sulfate in treatment of preterm labor, Journal of Research in Medical Sciences, -, 2007	The study is included in Haas et al., 2012 that has been included in this review.
Tan,P.C., King,A.S., Vallikkannu,N., Omar,S.Z., Single dose 17 alpha-hydroxyprogesterone caproate in preterm labor: a randomized trial, Archives of Gynecology and Obstetrics, 285, 585-590, 2012	Wrong intervention: 17 alpha-hydroxyprogesterone adjunct to nifedipine
Thornton S,Goodwin TM,Greisen, The effect of barusiban, a selective oxytocin antagonist, in threatened preterm labor at late gestational age: a randomized, double-blind, placebo-controlled trial, American Journal of Obstetrics and Gynecology, -, 2009	The study is included in Haas et al., 2012 that has been included in this review.
Trabelsi,K., Hadj,Taib H., Amouri,H., Abdennadheur,W., Ben,Amar H., Kallel,W., Zribi,A., Gargouri,A., Guerhazi,M., Nifedipine versus salbutamol in the treatment of premature labor: comparison of their efficacy and side effects, Tunisie Medicale, 86, 43-48, 2008	The study is included in Haas et al., 2012 that has been included in this review.
Tsatsaris,V., Papatsonis,D., Goffinet,F., Dekker,G., Carbonne,B., Tocolysis with nifedipine or beta-adrenergic agonists: a meta-analysis, Obstetrics and Gynecology, 97, 840-847, 2001	The study is included in Haas et al., 2012 that has been included in this review.
van Geijn,H.P., Lenglet,J.E., Bolte,A.C., Nifedipine trials: effectiveness and safety aspects. [51 refs], BJOG: An International Journal of Obstetrics and Gynaecology, 112 Suppl 1, 79-83, 2005	Narrative review
van Os,M.A., van,der,V, Kleinrouweler,C.E., Pajkr,E., de,Miranda E., van,Wassenaer A., Porath,M., Bossuyt,P.M., Bloemenkamp,K.W., Willekes,C., Woiski,M., Oudijk,M.A., Bilardo,K.M., Sikkema,M.J., Duvekot,J.J., Veersema,D., Laudy,J., Kuiper,P., de Groot,C.J., Mol,B.W., Haak,M.C., Preventing preterm birth with progesterone: costs and effects of screening low risk women with a singleton pregnancy for short cervical length, the Triple P study, BMC Pregnancy and Childbirth, Vol.11, pp.77, 2011., -, -32676	Asymptomatic women with short cervix are included
van Vliet,E.O., Schuit,E., Heida,K.Y., Opmeer,B.C., Kok,M., Gyselaers,W., Porath,M.M., Woiski,M., Bax,C.J., Bloemenkamp,K.W., Scheepers,H.C., Jacquemyn,Y., van,Beek E.,	A study protocol

Study	Reason for Exclusion
Duvekot,H.J., Franssen,M.T., Bijvank,B.N., Kok,J.H., Franx,A., Mol,B.W., Oudijk,M.A., Nifedipine versus atosiban in the treatment of threatened preterm labour (Assessment of Perinatal Outcome after Specific Tocolysis in Early Labour: APOSTEL III-Trial), BMC Pregnancy and Childbirth, 14, 93-, 2014	
Velez Edwards,D.R., Likis,F.E., Andrews,J.C., Woodworth,A.L., Jerome,R.N., Fonnesebeck,C.J., Nikki,McKoy J., Hartmann,K.E., Progesterone for preterm birth prevention: a systematic review and meta-analysis by drug route, Archives of Gynecology and Obstetrics, 287, 1059-1066, 2013	Prophylactic use of progesterone with emphasis on different routes
Vidaeff,A.C., Belfort,M.A., Critical appraisal of the efficacy, safety, and patient acceptability of hydroxyprogesterone caproate injection to reduce the risk of preterm birth, Patient preference and adherence, 7, 683-691, 2013	Prophylactic use of 17 alpha-hydroxyprogesterone caproate
Weerakul,W., Chittacharoen,A., Suthutvoravut,S., Nifedipine versus terbutaline in management of preterm labor, International Journal of Gynaecology and Obstetrics, 76, 311-313, 2002	The study is included in Haas et al., 2012 that has been included in this review.
Weiner CP, Renk K., The therapeutic efficacy and cost-effectiveness of aggressive tocolysis for premature labor associated with premature rupture of the membranes, American Journal of Obstetrics and Gynecology, -, 1988	The study is included in Haas et al., 2012 that has been included in this review.
Wilkins IA, Lynch L., Efficacy and side effects of magnesium sulfate and ritodrine as tocolytic agents, American Journal of Obstetrics and Gynecology, -, 1988	The study is included in Haas et al., 2012 that has been included in this review.
Yemini,M., Borenstein,R., Drazan,E., Apeleman,Z., Mogilner,B.M., Kessler,I., Lancet,M., Prevention of premature labor by 17 alpha-hydroxyprogesterone caproate, American Journal of Obstetrics and Gynecology, 151, 574-577, 1985	Prophylactic use of 17 alpha-hydroxyprogesterone caproate
Zuckerman,H., Shalev,E., Gilad,G., Katzuni,E., Further study of the inhibition of premature labor by indomethacin. Part II double-blind study, Journal of Perinatal Medicine, 12, 25-29, 1984	Included in Haas et al 2012

### G.10.1 Health economics

Study	Reason for Exclusion
Erratum: The therapeutic efficacy and cost-effectiveness of aggressive tocolysis for premature labor associated with premature rupture of the membranes (Am J Obstet Gynecol 1988;159:216-22), American Journal of Obstetrics and Gynecology, 165, 785-, 1991	Not an economic evaluation
Campbell,S., Universal cervical-length screening and vaginal progesterone prevents early preterm births, reduces neonatal morbidity and is cost saving: doing nothing is no longer an option, Ultrasound in Obstetrics and Gynecology, 38, 1-9, 2011	Not an economic analysis
Centre for Reviews and Dissemination, Cost-effectiveness of ritodrine and fenoterol for treatment of preterm labor in a low-middle-income country: a case study (Provisional abstract), NHS Economic Evaluation Database (NHSEED), -, 2008	None of the outcomes were within scope
Centre for Reviews and Dissemination, A retrospective observational case series analysis of the use of hydroxyprogesterone caproate for the prevention of preterm labor in Alabama patients (Provisional abstract), NHS Economic Evaluation	hydroxyprogesterone caproate is excluded from the scope



Study	Reason for Exclusion
Database (NHSEED), -, 2011	
Eddama,O., Petrou,S., Regier,D., Norrie,J., MacLennan,G., Mackenzie,F., Norman,J.E., Study of progesterone for the prevention of preterm birth in twins (STOPPIT): findings from a trial-based cost-effectiveness analysis.[Erratum appears in Int J Technol Assess Health Care. 2010 Oct;26(4):473-4], International Journal of Technology Assessment in Health Care, 26, 141-148, 2010	outcome here is entirely financial. Does not report on any interested outcomes.
Guo,Y., Longo,C.J., Xie,R., Wen,S.W., Walker,M.C., Smith,G.N., Cost-effectiveness of transdermal nitroglycerin use for preterm labor, Value in Health, 14, 240-246, 2011	Excluded - Wrong outcome. Outcome here is neonatal intensive care unit (NICU) admission. Cannot calculate any of the relevant outcomes from results of studies.
Hayes,E., Moroz,L., Pizzi,L., Baxter,J., A cost decision analysis of 4 tocolytic drugs, American Journal of Obstetrics and Gynecology, 197, 383-386, 2007	outcome - while it reports adverse events, it does not quantify discontinuation rates due to adverse events. There are no other outcomes of interest in the study.
Myers,E.R., Alvarez,J.G., Richardson,D.K., Ludmir,J., Cost-effectiveness of fetal lung maturity testing in preterm labor, Obstetrics and Gynecology, 90, 824-829, 1997	Wrong comparator: the study compares using the tocolytic without testing compared to using the same tocolytic with testing.
Odibo,A.O., Stamilio,D.M., Macones,G.A., Polsky,D., 17alpha-hydroxyprogesterone caproate for the prevention of preterm delivery: A cost-effectiveness analysis, Obstetrics and Gynecology, 108, 492-499, 2006	17-hydroxyprogesterone caproate (17-OHP) is not licensed in the UK
Pizzi,L.T., Seligman,N., Baxter,J., Jutkowitz,E., Prioli,K.M., Mearns,E., Berghella,V., Cost-effectiveness of vaginal progesterone gel in reducing preterm birth: A decision analytic model based on the pregnant randomized clinical trial, Value in Health, 16, A74-, 2013	Conference abstract
Tsourapas,A., Roberts,T.E., Barton,P.M., Honest,H., Forbes,C., Hyde,C.J., Khan,K.S., An economic evaluation of alternative test-intervention strategies to prevent spontaneous pre-term birth in singleton pregnancies. [37 refs], Acta Obstetrica et Gynecologica Scandinavica, 88, 1319-1330, 2009	outcomes of interest for all relevant interventions not reported old text: Include for question 9a?!

## G.11 Fetal monitoring

### G.11.1 CTG interpretation

Study	Reason for Exclusion
ACOG Practice Bulletin #62: Intrapartum fetal heart rate monitoring, Obstetrics and Gynecology, 105, 1161-1169, 2005	Narrative review
American College of Obstetricians and Gynecologists., ACOG Practice Bulletin No. 106: Intrapartum fetal heart rate monitoring: nomenclature, interpretation, and general management principles.[Update of Obstet Gynecol. 2005 Dec;106(6):1453-60; PMID: 16319279], Obstetrics and Gynecology, 114, 192-202, 2009	Narrative review

Study	Reason for Exclusion
Antila,K.J., Valimaki,I.A., Makela,M., Tuominen,J., Wilson,A.J., Southall,D.P., Heart rate variability in infants subsequently suffering sudden infant death syndrome (SIDS), <i>Early Human Development</i> , 22, 57-72, 1990	Electrocardiogram (ECG) recording
Bartlett,M.L., Murray,A., Dunlop,W., Is fetal heart rate monitoring sufficiently sensitive to detect changes during labour?, <i>Journal of Biomedical Engineering</i> , 14, 431-434, 1992	Fetal ST segment analysis (STAN)
Chuang,J., Chou,C.T., Cheng,W.C., Huang,L.W., Hwang,J.L., Tsai,Y.L., Spontaneous fetal heart rate deceleration: an ominous sign for fetal outcome, <i>Archives of Gynecology and Obstetrics</i> , 269, 254-258, 2004	Term population
Cibils,L.A., Clinical significance of fetal heart rate patterns during labor. I. Baseline patterns, <i>American Journal of Obstetrics and Gynecology</i> , 125, 290-305, 1976	Term population
Cibils,L.A., Clinical significance of fetal heart rate patterns during labor. V. Variable decelerations, <i>American Journal of Obstetrics and Gynecology</i> , 132, 791-805, 1978	Term population
Cibils,L.A., Clinical significance of fetal heart rate patterns during labor. II. Late decelerations, <i>American Journal of Obstetrics and Gynecology</i> , 123, 473-494, 1975	Term population
Cibils,L.A., Clinical significance of fetal heart rate patterns during labor. IV. Agonal patterns, <i>American Journal of Obstetrics and Gynecology</i> , 129, 833-844, 1977	Small case series study with only 4 cases of preterm birth
Geraci,J.F., Chez,R.A., Fuentes,A., Prevalence of fetal heart rate decelerations in self-referred low-risk patients in the third trimester, <i>Journal of Maternal-Fetal Medicine</i> , 6, 281-284, 1997	Study population consisted of women who presented to the delivery triage but were not in labour
Hameed,C., Tejani,N., Tuck,S., Novotny,P., Verma,U., Chayen,B., Correlation of fetal heart rate monitoring and acid-base status with periventricular/intraventricular hemorrhage in the low birthweight neonate, <i>American Journal of Perinatology</i> , 3, 24-27, 1986	No outcomes of interest
Herbst,A., Thorngren-Jerneck,K., Wu,L., Ingemarsson,I., Different types of acid-base changes at birth, fetal heart rate patterns, and infant outcome at 4 years of age, <i>Acta Obstetrica et Gynecologica Scandinavica</i> , 76, 953-958, 1997	Study population consisted of women with term pregnancy
Holmqvist,P., Svenningsen,N.W., Ingemarsson,I., Neurodevelopmental outcome and electronic fetal heart rate monitoring in a neonatal intensive care population, <i>Acta Obstetrica et Gynecologica Scandinavica</i> , 63, 527-532, 1984	Study consisted of term and preterm population. No subgroup analysis performed based on gestational age
Hoppenbrouwers,T., Zanini,B., Hodgman,J.E., Intrapartum fetal heart rate and sudden infant death syndrome, <i>American Journal of Obstetrics and Gynecology</i> , 133, 217-220, 1979	Term population
Kai,K., Sameshima,H., Ikeda,T., Ikenoue,T., Severe variable deceleration is associated with intestinal perforation in infants born at 22-27 weeks' gestation, <i>Journal of Maternal-Fetal and Neonatal Medicine</i> , 22, 259-264, 2009	No outcomes of interest
Keegan,K.A., Jr., Waffarn,F., Quilligan,E.J., Obstetric characteristics and fetal heart rate patterns of infants who convulse during the newborn period, <i>American Journal of Obstetrics and Gynecology</i> , 153, 732-737, 1985	Over 50% of study population consisted of term population. No subgroup analysis performed based on the gestational age.
Kelly,V.C., Kulkarni,D., Experiences with fetal monitoring in a community hospital, <i>Obstetrics and Gynecology</i> , 41, 818-824, 1973	Less than 4% of the study's population had preterm birth
Larma,J.D., Silva,A.M., Holcroft,C.J., Thompson,R.E.,	Study population consisted of >

Study	Reason for Exclusion
Donohue,P.K., Graham,E.M., Intrapartum electronic fetal heart rate monitoring and the identification of metabolic acidosis and hypoxic-ischemic encephalopathy, American Journal of Obstetrics and Gynecology, 197, 301-308, 2007	60% of term population. No subgroup analysis performed based on gestational age
Loghis,C., Salamalekis,E., Panayotopoulos,N., Vitoratos,N., Zourlas,P.A., The effect of early second stage bradycardia on newborn status, European Journal of Obstetrics, Gynecology, and Reproductive Biology, 72, 149-152, 1997	Term population
Low,J.A., Cox,M.J., Karchmar,E.J., McGrath,M.J., Pancham,S.R., Piercy,W.N., The effect of maternal, labor, and fetal factors upon fetal heart rate during the intrapartum period, American Journal of Obstetrics and Gynecology, 139, 306-310, 1981	Term population
Miller,D.A., Intrapartum fetal heart rate monitoring: a standardized approach to management, Clinical Obstetrics and Gynecology, 54, 22-27, 2011	Narrative review
Neldam,S., Fetal activity acceleration determination, Danish Medical Bulletin, 28, 64-66, 1981	Over 70% of study population consisted of term population. No subgroup analysis performed based on the gestational age.
Nishida,H., Sakanoue,M., Clinical application of neonatal instantaneous heart rate monitoring - Heart rate response to apnea, Acta Paediatrica Japonica (Overseas Edition), 29, 144-151, 1987	No outcomes of interest
O'Brien-Abel,N.E., Benedetti,T.J., Saltatory fetal heart rate pattern, Journal of Perinatology, 12, 13-17, 1992	Over 60% of study population were term birth. No subgroup analysis based on the gestational age performed.
Odendaal,H.J., Van der Merwe,J.V., Abrupt fall in the fetal heart rate during labour, South African Medical Journal, Suid-Afrikaanse Tydskrif Vir Geneeskunde. 50, 1960-1962, 1976	Term population
Parer,J.T., King,T., Taylor,R.N., Whiter fetal heart rate monitoring?, Current Problems in Obstetrics, Gynecology and Fertility, 22, 153-192, 1999	Narrative review
Paul,R.H., Suidan,A.K., Yeh,S., Schifrin,B.S., Hon,E.H., Clinical fetal monitoring. VII. The evaluation and significance of intrapartum baseline FHR variability, American Journal of Obstetrics and Gynecology, 123, 206-210, 1975	Term population
Petrikovsky,B.M., Vintzileos,A.M., Lerer,T., Fetal heart rate cyclicity during preterm labor, Journal of Reproductive Medicine, 35, 152-154, 1990	No outcomes of interest. Outcomes are not linked to FHR features
Sadaka,A., Furuhashi,M., Minami,H., Miyazaki,K., Yoshida,K., Ishikawa,K., Observation on validity of the five-tier system for fetal heart rate pattern interpretation proposed by Japan Society of Obstetricians and Gynecologists, Journal of Maternal-Fetal and Neonatal Medicine, 24, 1465-1469, 2011	Term population
Sharbaf,F.R., Amjadi,N., Alavi,A., Akbari,S., Forghani,F., Normal and indeterminate pattern of fetal cardiotocography in admission test and pregnancy outcome, Journal of Obstetrics and Gynaecology Research, 40, 694-699, 2014	Predominantly term population
Simpson,K.R., Monitoring the preterm fetus during labor. [54 refs], MCN, American Journal of Maternal Child Nursing, 29, 380-388, 2004	Narrative review
Sisco,K.M., Cahill,A.G., Stamilio,D.M., Macones,G.A., Is continuous monitoring the answer to incidentally observed fetal heart rate decelerations?, Journal of Maternal-Fetal and	Study population consisted of women who were not in labour

Study	Reason for Exclusion
Neonatal Medicine, 22, 405-409, 2009	
Soothill,P.W., Ajayi,R.A., Campbell,S., Nicolaides,K.H., Prediction of morbidity in small and normally grown fetuses by fetal heart rate variability, biophysical profile score and umbilical artery Doppler studies, British Journal of Obstetrics and Gynaecology, 100, 742-745, 1993	Study population consisted of women who were not in labour
To,W.W.K., Leung,W.C., The incidence of abnormal findings from intrapartum cardiotocogram monitoring in term and preterm labours, Australian and New Zealand Journal of Obstetrics and Gynaecology, 38, 258-261, 1998	No outcomes of interest. Neonatal outcomes in relation to FHR features was not investigated
Westgren,M., Holmquist,P., Svenningsen,N.W., Ingemarsson,I., Intrapartum fetal monitoring in preterm deliveries: prospective study, Obstetrics and Gynecology, 60, 99-106, 1982	No outcomes of interest: fetal acidosis based on scalp pH investigated
Westgren,M., Hormquist,P., Ingemarsson,I., Svenningsen,N., Intrapartum fetal acidosis in preterm infants: fetal monitoring and long-term morbidity, Obstetrics and Gynecology, 63, 355-359, 1984	No outcomes of interest: fetal acidosis based on scalp pH investigated
Wheeler,T., Greene,K., Fetal heart rate monitoring during breech labour, British Journal of Obstetrics and Gynaecology, 82, 208-214, 1975	Study population consisted of women with term pregnancy
White,P.C., Cibils,L.A., Clinical significance of fetal heart rate patterns during labor. VIII. Breech presentations, Journal of Reproductive Medicine, 29, 45-51, 1984	Over 70% of study population consisted of term population. No subgroup analysis performed based on the gestational age.
Young,B.K., Katz,M., Klein,S.A., The relationship of heart rate patterns and tissue pH in the human fetus, American Journal of Obstetrics and Gynecology, 134, 685-690, 1979	Term population
Zanini,B., Paul,R.H., Huey,J.R., Intrapartum fetal heart rate: correlation with scalp pH in the preterm fetus, American Journal of Obstetrics and Gynecology, 136, 43-47, 1980	No outcomes of interest. FHR patterns in relation to the fetal scalp blood pH investigated.

### G.11.2 EFM versus IA

Study	Reason for Exclusion
Alfirevic,Z., Devane,D., Gyte,G.M., Continuous cardiotocography (CTG) as a form of electronic fetal monitoring (EFM) for fetal assessment during labour, The Cochrane database of systematic reviews, 5, CD006066-, 2013	The only preterm study in this Cochrane review (Seattle 1987) is already included in our review
Alfirevic,Zarko, Devane,Declan, Gyte,ML Gillian, Continuous cardiotocography (CTG) as a form of electronic fetal monitoring (EFM) for fetal assessment during labour, Cochrane Database of Systematic Reviews, -, 2013	All included studies in this systematic review are consisted of women with term pregnancy, except one study (Seattle 1987) which is already included in our review
Baird,S.M., Ruth,D.J., Electronic fetal monitoring of the preterm fetus. [39 refs], Journal of Perinatal and Neonatal Nursing, 16, 12-24, 2002	Narrative review
Bond,A.P., Beazley,J.M., Cardiotocography in the pre-term period - a special role for the midwife, Midwives Chronicle, 96, 107-109, 1983	Narrative review
Killien,M.G., Shy,K., A randomized trial of electronic fetal monitoring in preterm labor: mothers' views, Birth, 16, 7-12, 1989	A further analysis of a published randomised control trial with no outcomes of interest
Miller,D.A., Intrapartum fetal heart rate monitoring: a	Narrative review

Study	Reason for Exclusion
standardized approach to management, Clinical Obstetrics and Gynecology, 54, 22-27, 2011	
Shy,K.K., Luthy,D.A., Bennett,F.C., Whitfield,M., Larson,E.B., van,Belle G., Hughes,J.P., Wilson,J.A., Stenchever,M.A., Effects of electronic fetal-heart-rate monitoring, as compared with periodic auscultation, on the neurologic development of premature infants, New England Journal of Medicine,N Engl J Med, 322, 588-593, 1990	A further analysis of a published randomised control trial with no outcomes of interest
Simpson,K.R., Monitoring the preterm fetus during labor, MCN The American Journal of Maternal/Child Nursing, 29, 380-388, 2004	Narrative review

### G.11.3 Fetal scalp electrode

Study	Reason for Exclusion
Egley,C.C., Bowes,W.A.,Jr., Wagner,D., Sinusoidal fetal heart rate pattern during labor, American Journal of Perinatology, 8, 197-202, 1991	No outcomes of interest
Frank,T.H., Blaumanis,O.R., Chen,S.H., Petrie,R.H., Gibbs,R.K., Wells,R.L., Johnson,T.R., Noninvasive fetal ECG mode fetal heart rate monitoring by adaptive digital filtering, Journal of Perinatal Medicine, 20, 93-100, 1992	No outcomes of interest
Killien,M.G., Shy,K., A randomized trial of electronic fetal monitoring in preterm labor: mothers' views, Birth, 16, 7-12, 1989	Wrong intervention/no outcomes of interest (women's view on electronic fetal monitoring versus intermittent auscultation investigated))
Ledger,W.J., Premature rupture of membranes and the influence of invasive monitoring techniques upon fetal and newborn infection. [37 refs], Seminars in Perinatology, 1, 79-87, 1977	Narrative
Nakatsuka,N., Jain,V., Aziz,K., Verity,R., Kumar,M., Is there an association between fetal scalp electrode application and early-onset neonatal sepsis in term and late preterm pregnancies? A case-control study, Journal of Obstetrics and Gynaecology Canada: JOGC, 34, 29-33, 2012	Mean gestational age of the study's participants was > 38 weeks
O'Brien-Abel,N.E., Benedetti,T.J., Saltatory fetal heart rate pattern, Journal of Perinatology, 12, 13-17, 1992	EFM was performed either externally or internally (FSE). No subgroup analysis performed
Viscarello,R.R., Copperman,A.B., DeGennaro,N.J., Is the risk of perinatal transmission of human immunodeficiency virus increased by the intrapartum use of spiral electrodes or fetal scalp pH sampling?, American Journal of Obstetrics and Gynecology, 170, 740-743, 1994	Study population consisted of HIV seropositive women

### G.11.4 Fetal blood sampling

Study	Reason for Exclusion
East,C.E., Leader,L.R., Sheehan,P., Henshall,N.E., Colditz,P.B., Intrapartum fetal scalp lactate sampling for fetal assessment in the presence of a non-reassuring fetal heart rate trace. [46 refs], Cochrane Database of Systematic Reviews, CD006174-, 2010	Systematic review and meta-analysis. One of the studies included uses FBS on all participants and so is non-comparative. The other was not on pre-term fetuses.
Johnston,C., Stevens,B., Horton,L., Changes in physiological responses to heelstick in premature infants, Neonatal Network, 11, 67-67, 1992	Study is non-comparative. All fetuses sampled using FBS. Cannot identify potential impact of FBS.

Study	Reason for Exclusion
Kessler,J., Moster,D., Albrechtsen,S., Intrapartum monitoring of high-risk deliveries with ST analysis of the fetal electrocardiogram: an observational study of 6010 deliveries, <i>Acta Obstetrica et Gynecologica Scandinavica</i> , 92, 75-84, 2013	Outcomes not reported separately for FBS and non-FBS fetuses. Cannot identify potential impact of FBS.
Liljestrom,L., Wikstrom,A.K., Hanson,U., Akerud,H., Jonsson,M., Evaluation of the discrepancy between pH and lactate in combined fetal scalp blood sampling, <i>Acta Obstetrica et Gynecologica Scandinavica</i> , 90, 1088-1093, 2011	Study population is not pre-term. Mean gestational age = 40 ( -2) weeks
Luthy,D.A., Shy,K.K., van,Belle G., Larson,E.B., Hughes,J.P., Benedetti,T.J., Brown,Z.A., Effer,S., King,J.F., Stenchever,M.A., A randomized trial of electronic fetal monitoring in preterm labor, <i>Obstetrics and Gynecology</i> , 69, 687-695, 1987	EFM with FBS in one group versus auscultation alone in other. Additional effect of FBS cannot be ascertained.
Luttkus,A.K., Friedmann,W., Thomas,S., Dimer,J.A., Dudenhausen,J.W., The safety of fetal pulse oximetry in parturients requiring fetal scalp blood sampling, <i>Obstetrics and Gynecology</i> , 90, 533-537, 1997	Study population not pre-term. Estimated gestational age = 40 weeks
Manning,F.A., Bondaji,N., Harman,C.R., Casiro,O., Menticoglou,S., Morrison,I., Berck,D.J., Fetal assessment based on fetal biophysical profile scoring. VIII. The incidence of cerebral palsy in tested and untested perinates, <i>American Journal of Obstetrics and Gynecology</i> , 178, 696-706, 1998	Fetal surveillance did not include FBS. Unclear if any fetuses were tested with FBS.
McCowan,L.M.E., Harding,J.E., Roberts,A.B., Barker,S.E., Ford,C., Stewart,A.W., A pilot randomized controlled trial of two regimens of fetal surveillance for small-for-gestational-age fetuses with normal results of umbilical artery Doppler velocimetry, <i>American Journal of Obstetrics and Gynecology</i> , 182, 81-86, 2000	"Fetal surveillance" did not include FBS. Not patients in study were tested using FBS.
Rijnders,R.J., Mol,B.W., Reuwer,P.J., Drogdrop,A.P., Vernooij,M.M., Visser,G.H., Is the correlation between fetal oxygen saturation and blood pH sufficient for the use of fetal pulse oximetry?, <i>Journal of Maternal-Fetal and Neonatal Medicine</i> , 11, 80-83, 2002	Study population not pre-term. Estimated gestational age = 40 weeks
Small,M.L., Beall,M., Platt,L.D., Dirks,D., Hochberg,H., Continuous tissue pH monitoring in the term fetus, <i>American Journal of Obstetrics and Gynecology</i> , 161, 323-329, 1989	Study population not pre-term. Minimum gestational age = 35 weeks. Mean gestational age = 40.7 weeks
Stein,W., Hellmeyer,L., Misselwitz,B., Schmidt,S., Impact of fetal blood sampling on vaginal delivery and neonatal outcome in deliveries complicated by pathologic fetal heart rate: a population based cohort study, <i>Journal of Perinatal Medicine</i> , 34, 479-483, 2006	Study population not pre-term. Only deliveries at >35 weeks were included, with no subgroup analysis for 36 weeks.
Viscarello,R.R., Copperman,A.B., DeGennaro,N.J., Is the risk of perinatal transmission of human immunodeficiency virus increased by the intrapartum use of spiral electrodes or fetal scalp pH sampling?, <i>American Journal of Obstetrics and Gynecology</i> , 170, 740-743, 1994	Study population is not pre-term. Mean gestational age = 38 -2 weeks.
Westerhuis,M.E., Moons,K.G., van,Beek E., Bijvoet,S.M., Drogdrop,A.P., van Geijn,H.P., van Lith,J.M., Mol,B.W., Nijhuis,J.G., Oei,S.G., Porath,M.M., Rijnders,R.J., Schuitemaker,N.W., van,der Tweel,I., Visser,G.H., Willekes,C., Kwee,A., A randomised clinical trial on cardiotocography plus fetal blood sampling versus cardiotocography plus ST-analysis of the fetal electrocardiogram (STAN) for intrapartum monitoring, <i>BMC Pregnancy and Childbirth</i> , 7, 13-, 2007	Near term births (>=36 weeks). Summary statistics are reported for all included women, rather than as a separate subgroup for <37 weeks gestational age.
Westerhuis,M.E.M.H., Visser,G.H.A., Moons,K.G.M., Van,BeekE., Benders,M.J., Bijvoet,S.M., Van,DesselH., Drogdrop,A.P., Van,GeijnH., Graziosi,G.C., Groenendaal,F., Van,LithJ,	FBS performed in both experimental groups

Study	Reason for Exclusion
Nijhuis,J.G., Oei,S.G., Oosterbaan,H.P., Porath,M.M., Rijnders,R.J.P., Schuitemaker,N.W.E., Sopacua,L.M., Van,DerTweell, Wijnberger,L.D.E., Willekes,C., Zuithoff,N.P.A., Mol,B.W.J., Kwee,A., Cardiotocography plus ST analysis of fetal electrocardiogram compared with cardiotocography only for intrapartum monitoring: A randomized controlled trial, <i>Obstetrics and Gynecology</i> , 115, 1173-1180, 2010	
Westgren,M., Hormquist,P., Ingemarsson,I., Svenningsen,N., Intrapartum fetal acidosis in preterm infants: fetal monitoring and long-term morbidity, <i>Obstetrics and Gynecology</i> , 63, 355-359, 1984	All participants given FBS. Study is non-comparative
Wiberg-Itzel,E., Lipponer,C., Norman,M., Herbst,A., Prebensen,D., Hansson,A., Bryngelsson,A.L., Christoffersson,M., Sennstrom,M., Wennerholm,U.B., Nordstrom,L., Determination of pH or lactate in fetal scalp blood in management of intrapartum fetal distress: randomised controlled multicentre trial, <i>BMJ</i> , 336, 1284-1287, 2008	Study population not pre-term. Mean gestational age = 40 weeks. Preterm (<34 weeks) were excluded from study.
Zalar,R.W.,Jr., Quilligan,E.J., The influence of scalp sampling on the cesarean section rate for fetal distress, <i>American Journal of Obstetrics and Gynecology</i> , 135, 239-246, 1979	Non-comparative study with no outcome of interest
Zanini,B., Paul,R.H., Huey,J.R., Intrapartum fetal heart rate: correlation with scalp pH in the preterm fetus, <i>American Journal of Obstetrics and Gynecology</i> , 136, 43-47, 1980	No outcome of interest

## G.12 Mode of birth

Study	Reason for Exclusion
Aberg,K., Norman,M., Ekeus,C., Preterm birth by vacuum extraction and neonatal outcome: a population-based cohort study, <i>BMC Pregnancy and Childbirth</i> , 14, 42-, 2014	Cannot compare outcomes in women who had a caesarean at the time that they came in in labour, compared with women who attempted vaginal delivery and either had a vaginal delivery or had a caesarean later in labour for (eg) fetal distress
Ahmeti,F., Azizi,I., Hoxha,S., Kulik-Rechberger,B., Rechberger,T., Mode of delivery and mortality among preterm newborns, <i>Ginekologia Polska</i> , 81, 203-207, 2010	Unclear if unplanned caesarean section
Arpino,C., Brescianini,S., Ticconi,C., Di,Paolo A., D'Argenzio,L., Piccione,E., Curatolo,P., Does cesarean section prevent mortality and cerebral ultrasound abnormalities in preterm newborns?, <i>Journal of Maternal-Fetal and Neonatal Medicine</i> , 20, 151-159, 2007	Unclear if CS was not planned based on antenatal indications
Barrett,J.M., Boehm,F.H., Vaughn,W.K., The effect of type of delivery on neonatal outcome in singleton infants of birth weight of 1,000 g or less, <i>JAMA</i> , 250, 625-629, 1983	Unclear if unplanned caesarean section
Bauer,J., Hentschel,R., Zahradnik,H., Karck,U., Linderkamp,O., Vaginal delivery and neonatal outcome in extremely-low-birth-weight infants below 26 weeks of gestational age, <i>American Journal of Perinatology</i> , 20, 181-188, 2003	Unclear if unplanned caesarean section
Ben-Haroush,A., Yogev,Y., Glickman,H., Bar,J., Kaplan,B., Hod,M., Mode of delivery in pregnancies with premature rupture of membranes at or before term following induction of labor with vaginal prostaglandin E2, <i>American Journal of Perinatology</i> , 21, 263-268, 2004	Study examines possible predictors leading to caesarean section
Bergenhengouwen,L.A., Meertens,L.J.E., Schaaf,J.,	Systematic review of non-

Study	Reason for Exclusion
Nijhuis,J.G., Mol,B.W., Kok,M., Scheepers,H.C., Vaginal delivery versus caesarean section in preterm breech delivery: A systematic review, <i>European Journal of Obstetrics Gynecology and Reproductive Biology</i> , 172, 1-6, 2014	randomised studies
Biswas,A., Su,L.L., Mattar,C., Caesarean section for preterm birth and, breech presentation and twin pregnancies, <i>Best Practice and Research in Clinical Obstetrics and Gynaecology</i> , 27, 209-219, 2013	Narrative
Buchanan,Sarah L., Crowther,Caroline A., Levett,Kate M., Middleton,Philippa, Morris,Jonathan, Planned early birth versus expectant management for women with preterm prelabour rupture of membranes prior to 37 weeks' gestation for improving pregnancy outcome, <i>Cochrane Database of Systematic Reviews</i> , -, 2010	Elective caesarean section
Dani,C., Poggi,C., Bertini,G., Pratesi,S., Di,Tommaso M., Scarselli,G., Rubaltelli,F.F., Method of delivery and intraventricular haemorrhage in extremely preterm infants, <i>Journal of Maternal-Fetal and Neonatal Medicine</i> , 23, 1419-1423, 2010	Unclear if unplanned caesarean section
Dare,Marianna R., Middleton,Philippa, Crowther,Caroline A., Flenady,Vicki, Varatharaju,Balaji, Planned early birth versus expectant management (waiting) for prelabour rupture of membranes at term (37 weeks or more), <i>Cochrane Database of Systematic Reviews</i> , -, 2009	Term population
Deulofeut,R., Sola,A., Lee,B., Buchter,S., Rahman,M., Rogido,M., The impact of vaginal delivery in premature infants weighing less than 1,251 grams, <i>Obstetrics and Gynecology</i> , 105, 525-531, 2005	Unclear if unplanned caesarean section
Dietl,J., Arnold,H., Haas,G., Mentzel,H., Pietsch-Breitfeld,B., Hirsch,H.A., Delivery of very premature infants: does the caesarean section rate relate to mortality, morbidity, or long-term outcome?, <i>Archives of Gynecology and Obstetrics</i> , 249, 191-200, 1991	Unclear if unplanned caesarean section
Durie,D.E., Sciscione,A.C., Hoffman,M.K., Mackley,A.B., Paul,D.A., Mode of delivery and outcomes in very low-birth-weight infants in the vertex presentation, <i>American Journal of Perinatology</i> , 28, 195-200, 2011	Unclear if unplanned caesarean section
Fallahi,M., Keshtmand,G., Bassir,M.F., Effects of delivery mode on short-term neonatal outcomes, <i>Iranian Journal of Neonatology</i> , 5, 25-28, 2014	Majority are term birth (>1/3)
Furukawa,S., Sameshima,H., Ikenoue,T., The impact of cesarean section on neonatal outcome of infants born at 23weeks of gestation, <i>Early Human Development</i> , 90, 113-118, 2014	Not a comparative study
Ghi,T., Maroni,E., Arcangeli,T., Alessandrini,R., Stella,M., Youssef,A., Pilu,G., Faldella,G., Pelusi,G., Mode of delivery in the preterm gestation and maternal and neonatal outcome, <i>Journal of Maternal-Fetal and Neonatal Medicine</i> , 23, 1424-1428, 2010	Unclear if unplanned caesarean section
Greisen,G., Jacobsen,J.C., Ulrichsen,H., Nyboe,J., Method of delivery of low birthweight infants. A retrospective analysis, <i>Journal of Perinatal Medicine</i> , 11, 162-168, 1983	Unclear if CS was not planned based on antenatal indications
Greisen,G., Petersen,M.B., Intra-ventricular hemorrhage and method of delivery of very low birth weight infants, <i>Journal of Perinatal Medicine</i> , 11, 67-73, 1983	Unclear if unplanned caesarean section



Study	Reason for Exclusion
Haque,K.N., Hayes,A.M., Ahmed,Z., Wilde,R., Fong,C.Y., Caesarean or vaginal delivery for preterm very-low-birth weight (< or =1,250 g) infant: experience from a district general hospital in UK, Archives of Gynecology and Obstetrics, 277, 207-212, 2008	Unclear if CS was not planned based on antenatal indications
Jonas,H.A., Khalid,N., Schwartz,S.M., The relationship between Caesarean section and neonatal mortality in very-low-birthweight infants born in Washington State, USA, Paediatric and Perinatal Epidemiology, 13, 170-189, 1999	Unclear if CS was not planned based on antenatal indications
Kigawa,J., Goto,S., Narita,K., Aoki,S., Studies on the mode of delivery and the outcome of small preterm infants with less than 32 weeks of gestation, Nippon Sanka Fujinka Gakkai Zasshi - Acta Obstetrica et Gynaecologica Japonica, 36, 2629-2633, 1984	Unclear if CS was not planned based on antenatal indications
Kitchen,W., Ford,G.W., Doyle,L.W., Rickards,A.L., Lissenden,J.V., Pepperell,R.J., Duke,J.E., Cesarean section or vaginal delivery at 24 to 28 weeks' gestation: comparison of survival and neonatal and two-year morbidity, Obstetrics and Gynecology, 66, 149-157, 1985	Unclear if unplanned caesarean section
Kumari,S., Jain,S., Jain,R.K., Goyal,A., Shendrunikar,N., Kanodia,K., Neonatal outcome following cesarean birth: a prospective study, Indian Pediatrics, 27, 353-358, 1990	All caesarean section - no comparison group
Kurkinen-Raty,M., Koivisto,M., Jouppila,P., Preterm delivery for maternal or fetal indications: maternal morbidity, neonatal outcome and late sequelae in infants, BJOG: An International Journal of Obstetrics and Gynaecology, 107, 648-655, 2000	Unclear if unplanned caesarean section
Lamont,R.F., Dunlop,P.D.M., Crowley,P., Elder,M.G., Spontaneous preterm labour and delivery at under 34 weeks' gestation, British Medical Journal, 286, 454-457, 1983	Unclear if unplanned caesarean section
Lannon,S.M., Guthrie,K.A., Reed,S.D., Gammill,H.S., Mode of delivery at periviable gestational ages: impact on subsequent reproductive outcomes, Journal of Perinatal Medicine, 41, 691-697, 2013	No outcomes of interest
Le,Ray C., Boithias,C., Castaigne-Meary,V., l'Helias,L.F., Vial,M., Frydman,R., Caesarean before labour between 34 and 37 weeks: what are the risk factors of severe neonatal respiratory distress?, European Journal of Obstetrics, Gynecology, and Reproductive Biology, 127, 56-60, 2006	About half of the population were twins
Lee,H.C., Gould,J.B., Survival advantage associated with cesarean delivery in very low birth weight vertex neonates, Obstetrics and Gynecology, 107, 97-105, 2006	Non comparative study. Only women with caesarean section were investigated
Litt,R., Armon,Y., Seidman,D.S., Yafe,H., Gale,R., The effect of mode of delivery on long-term outcome of very low birthweight infants, European Journal of Obstetrics, Gynecology, and Reproductive Biology, 52, 5-10, 1993	Unclear if unplanned caesarean section
Ljustina,S., Berisavac,I.I., Berisavac,M., Kovacevic-Vukolic,L., Velickovic-Aleksic,V., Markovic,N., Analysis of intracranial hemorrhage grade in preterm singleton pregnancies delivered vaginally or by cesarean section, Vojnosanitetski Pregled, 70, 255-258, 2013	Unclear if unplanned caesarean section
Lumley,J., Method of delivery for the preterm infant, BJOG: An International Journal of Obstetrics and Gynaecology, 110 Suppl 20, 88-92, 2003	Elective caesarean section
Lumley,J., Lester,A., Renou,P., Wood,C., A failed RCT to	A failed RCT, no outcomes can be

Study	Reason for Exclusion
determine the best method of delivery for very low birth weight infants, Controlled Clinical Trials, 6, 120-127, 1985	extracted
Malek-Mellouli,M., Ben,Amara F., Gallouz,N., Gada,H., Klilia,M., Reziga,H., Does the mode of delivery affect neonatal morbidity and mortality in very low-birth-weight infants ?, Tunisie Medicale, 91, 183-187, 2013	Unclear if unplanned caesarean section
Malek-Mellouli,M., Ben,AmaraF, Gallouz,N., Gada,H., Klilia,M., Reziga,H., Does the mode of delivery affect neonatal morbidity and mortality in very low-birth-weight infants?Mode d'accouchement et pronostic des nouveaux nes de tres faible poids de naissance, Tunisie Medicale, 91, 183-187, 2013	Unclear if unplanned caesarean section
Malloy,M.H., Impact of cesarean section on neonatal mortality rates among very preterm infants in the United States, 2000-2003, Pediatrics, 122, 285-292, 2008	Unclear if unplanned caesarean section
Malloy,M.H., Impact of cesarean section on intermediate and late preterm births: United States, 2000-2003, Birth, 36, 26-33, 2009	Unclear if unplanned caesarean section
Malloy,M.H., Doshi,S., Cesarean section and the outcome of very preterm and very low-birthweight infants. [45 refs], Clinics in Perinatology, 35, 421-435, 2008	Narrative
Malloy,M.H., Onstad,L., Wright,E., The effect of cesarean delivery on birth outcome in very low birth weight infants, Obstetrics and Gynecology, 77, 498-503, 1991	Unclear if unplanned caesarean section
Melchor,J.C., Aranguren,G., Lopez,J.A., Avila,M., Fernandez-Llebrey,L., Linares,A., Perinatal outcome of very low birthweight infants by mode of delivery, International Journal of Gynaecology and Obstetrics, 38, 181-187, 1992	Unclear if unplanned caesarean section
Minguez-Milio,J.A., Alcazar,J.L., Auba,M., Ruiz-Zambrana,A., Minguez,J., Perinatal outcome and long-term follow-up of extremely low birth weight infants depending on the mode of delivery, Journal of Maternal-Fetal and Neonatal Medicine, 24, 1235-1238, 2011	Unclear if unplanned caesarean section
Mousiolis,A., Papantoniou,N., Mesogitis,S., Baglatzi,L., Baroutis,G., Antsaklis,A., Optimum mode of delivery in gestations complicated by preterm premature rupture of the membranes, Journal of Maternal-Fetal and Neonatal Medicine, 25, 1044-1049, 2012	Unclear if unplanned caesarean section
Muhuri,P.K., Macdorman,M.F., Menacker,F., Method of delivery and neonatal mortality among very low birth weight infants in the United States, Maternal and Child Health Journal, 10, 47-53, 2006	Unclear if unplanned caesarean section
Narayan,H., Taylor,D.J., The role of caesarean section in the delivery of the very preterm infant, British Journal of Obstetrics and Gynaecology, 101, 936-938, 1994	Narrative
Newton,E.R., Haering,W.A., Kennedy,J.L.,Jr., Herschel,M., Cetrulo,C.L., Feingold,M., Effect of mode of delivery on morbidity and mortality of infants at early gestational age, Obstetrics and Gynecology, 67, 507-511, 1986	Unclear if unplanned caesarean section
Olshan,A.F., Shy,K.K., Luthy,D.A., Hickok,D., Weiss,N.S., Daling,J.R., Cesarean birth and neonatal mortality in very low birth weight infants, Obstetrics and Gynecology, 64, 267-270, 1984	Unclear if unplanned caesarean section
Parazzini,F., Cortinovis,I., Bortolus,R., Soliani,A., Fedele,L., Weight at birth of singleton live births between the 23rd and 27th week of gestation delivered vaginally or by cesarean	No outcomes of interest

Study	Reason for Exclusion
section, Acta Paediatrica, 83, 1206-1208, 1994	
Paul,D.A., Sciscione,A., Leef,K.H., Stefano,J.L., Caesarean delivery and outcome in very low birthweight infants, Australian and New Zealand Journal of Obstetrics and Gynaecology, 42, 41-45, 2002	Unclear if unplanned caesarean section
Penn,Z.J., Steer,P.J., Grant,A., A multicentre randomised controlled trial comparing elective and selective caesarean section for the delivery of the preterm breech infant, British Journal of Obstetrics and Gynaecology, 103, 684-689, 1996	Included in the Cochrane review (Alfirevic et al., 2013)
Pinion,S.B., Mowat,J., Preterm caesarean section, British Journal of Obstetrics and Gynaecology, 95, 277-280, 1988	All caesarean section - no comparison group
Ray Chaudhuri,Bhatta S., Keriakos,R., Review of the recent literature on the mode of delivery for singleton vertex preterm babies, Journal of Pregnancy, 2011, 186560-, 2011	Narrative
Riskin,A., Riskin-Mashiah,S., Bader,D., Kugelman,A., Lerner-Geva,L., Boyko,V., Reichman,B., Delivery mode and severe intraventricular hemorrhage in single, very low birth weight, vertex infants, Obstetrics and Gynecology, 112, 21-28, 2008	Unclear if unplanned caesarean section
Riskin,A., Riskin-Mashiah,S., Lusky,A., Reichman,B., Israel,Neonatal Network, The relationship between delivery mode and mortality in very low birthweight singleton vertex-presenting infants, BJOG: An International Journal of Obstetrics and Gynaecology, 111, 1365-1371, 2004	Unclear if unplanned caesarean section
Sasaki,Y., Ikeda,T., Nishimura,K., Katsuragi,S., Sengoku,K., Kusuda,S., Fujimura,M., Association of antenatal corticosteroids and the mode of delivery with the mortality and morbidity of infants weighing less than 1,500g at birth in Japan, Neonatology, 106, 81-86, 2014	Insufficient details on whether the C-section was planned or unplanned
Smith,M.L., Spencer,S.A., Hull,D., Mode of delivery and survival in babies weighing less than 2000 g at birth, British Medical Journal, 281, 1118-1119, 1980	Unclear if unplanned caesarean section
Sonkusare,S., Rai,L., Naik,P., Preterm birth: mode of delivery and neonatal outcome, Medical Journal of Malaysia, 64, 303-306, 2009	55% elective caesarean section
Tejani,N., Verma,U., Shiffman,R., Chayen,B., Effect of route of delivery on periventricular/intraventricular hemorrhage in the low-birth-weight fetus with a breech presentation, Journal of Reproductive Medicine, 32, 911-914, 1987	Unclear if CS was planned based on antenatal indications
To,W.W.K., Optimal delivery for preterm breech fetuses: Is there any consensus?, Hong Kong Medical Journal, 19, 251-257, 2013	Narrative
Vidovics,M., Jacobs,V.R., Fischer,T., Maier,B., Comparison of fetal outcome in premature vaginal or cesarean breech delivery at 24-37 gestational weeks, Archives of Gynecology and Obstetrics, 290, 271-281, 2014	Included twins (44%)
Viegas,O.A.C., Ingemarsson,I., Sim,L.P., Singh,K., Cheng,M., Ratnam,S.S., Chow,K.K., Ho,T.H., Vengadasalam,D., Collaborative study on preterm breeches: vaginal delivery versus caesarean section, Asia-Oceania Journal of Obstetrics and Gynaecology / AOFOG, Vol.11, pp.349-355, 1985., -355, 1985	Included in the Cochrane review (Alfirevic et al., 2013)
Vimercati,A., Scioscia,M., Nardelli,C., Panella,E., Laforgia,N., Decosmo,L., Selvaggi,L.E., Are active labour and mode of delivery still a challenge for extremely low birth	Unclear if unplanned caesarean section

Study	Reason for Exclusion
weight infants? Experience at a tertiary care hospital, <i>European Journal of Obstetrics, Gynecology, and Reproductive Biology</i> , 145, 154-157, 2009	
Wallace,R.L., Schifrin,B.S., Paul,R.H., The delivery route for very-low-birth-weight infants. A preliminary report of a randomized, prospective study, <i>Journal of Reproductive Medicine</i> , 29, 736-740, 1984	Included in the Cochrane review (Alfirevic et al., 2013)
Werner,E.F., Han,C.S., Savitz,D.A., Goldshore,M., Lipkind,H.S., Health outcomes for vaginal compared with cesarean delivery of appropriately grown preterm neonates, <i>Obstetrics and Gynecology</i> , 121, 1195-1200, 2013	Unclear if unplanned caesarean section
Werner,E.F., Savitz,D.A., Janevic,T.M., Ehsanipoor,R.M., Thung,S.F., Funai,E.F., Lipkind,H.S., Mode of delivery and neonatal outcomes in preterm, small-for-gestational-age newborns, <i>Obstetrics and Gynecology</i> , 120, 560-564, 2012	Unclear if unplanned caesarean section
Westgren,M., Dolfin,T., Halperin,M., Milligan,J., Shennan,A., Svenningsen,N.W., Ingemarsson,I., Mode of delivery in the low birth weight fetus. Delivery by cesarean section independent of fetal lie versus vaginal delivery in vertex presentation. A study with long-term follow-up, <i>Acta Obstetrica et Gynecologica Scandinavica</i> , 64, 51-57, 1985	Unclear if unplanned CS
Wolf,H., Schaap,A.H.P., Bruinse,H.W., Early preterm breech delivery: Caesarean section or vaginal birth?, <i>Contemporary Reviews in Obstetrics and Gynaecology</i> , 11, 263-269, 1999	The two centres differ in their management which will affect the outcomes. The mode of birth is planned by the centres.
Wu,J.H., Chou,H.C., Chen,P.C., Jeng,S.F., Chen,C.Y., Tsao,P.N., Hsieh,C.J., Huang,H.M., Hsieh,W.S., Impact of delivery mode and gestational age on haematological parameters in Taiwanese preterm infants, <i>Journal of Paediatrics and Child Health</i> , 45, 332-336, 2009	Unclear if the study population consisted of women with unplanned caesarean section
Wylie,B.J., Davidson,L.L., Batra,M., Reed,S.D., Method of delivery and neonatal outcome in very low-birthweight vertex-presenting fetuses, <i>American Journal of Obstetrics and Gynecology</i> , 198, 640-647, 2008	Unclear if unplanned CS
Yu,V.Y., Bajuk,B., Cutting,D., Orgill,A.A., Astbury,J., Effect of mode of delivery on outcome of very-low-birthweight infants, <i>British Journal of Obstetrics and Gynaecology</i> , 91, 633-639, 1984	Unclear if unplanned CS
Yu,V.Y., Loke,H.L., Szymonowicz,W., Outcome of singleton infants delivered vaginally or by caesarean section at 23 to 28 weeks' gestation, <i>Australian and New Zealand Journal of Obstetrics and Gynaecology</i> , 27, 196-200, 1987	Unclear if unplanned CS
Zhu JJ, Bao YY, Zhang GL, Ma LX, Wu MY., No relationship between mode of delivery and neonatal mortality and neurodevelopment in very low birth weight infants aged two years, <i>World Journal of Pediatrics</i> , 10, 227-231, 2014	Unclear if unplanned caesarean section
Zhu,J.J., Bao,Y.Y., Zhang,G.L., Ma,L.X., Wu,M.Y., No relationship between mode of delivery and neonatal mortality and neurodevelopment in very low birth weight infants aged two years, <i>World Journal of Pediatrics</i> , 10, 227-231, 2014	Antenatal planned CS for medical condition
Zlatnik,F.J., The Iowa premature breech trial, <i>American Journal of Perinatology</i> , 10, 60-63, 1993	Included in the Cochrane review (Alfirevic et al., 2013)

## G.13 Timing of cord clamping for preterm babies

Study	Reason for Exclusion
A study of the relationship between the delivery to cord clamping interval and the time of cord separation. Oxford Midwives Research Group, Midwifery, 7, 167-176, 1991	Term population
Delayed cord clamping benefits babies, Australian Nursing and Midwifery Journal, 21, 41-41, 2013	Narrative
Aladangady,N., McHugh,S., Aitchison,T.C., Wardrop,C.A., Holland,B.M., Infants' blood volume in a controlled trial of placental transfusion at preterm delivery, Pediatrics, 117, 93-98, 2006	Study included in a systematic review that has been included (Rabe 2012)
Alan,S., Arsan,S., Okulu,E., Akin,I.M., Kilic,A., Taskin,S., Cetinkaya,E., Erdeve,O., Atasay,B., Effects of Umbilical Cord Milking on the Need for Packed Red Blood Cell Transfusions and Early Neonatal Hemodynamic Adaptation in Preterm Infants Born <1500 g: A Prospective, Randomized, Controlled Trial, Journal of Pediatric Hematology/Oncology, 36, e493-e498, 2014	Wrong comparison: Cord milking was compared with immediate cord clamping
Alfirevic,Zarko, Milan,Stephen J., Livio,Stefania, Caesarean section versus vaginal delivery for preterm birth in singletons, Cochrane Database of Systematic Reviews, -, 2013	Not intervention of interest
Al-Wassia,H., Shah,P.S., Efficacy and safety of umbilical cord milking at birth: a systematic review and meta-analysis, JAMA Pediatrics, 169, 18-25, 2015	Systematic review - individual studies contributing to the review have been checked for relevance and included where appropriate.
Andersson, Early Versus Late Cord Clamping: Neonatal Outcomes and Iron Status at 4 Months in Swedish Infants, Pediatric Academic Society, <a href="http://www.abstracts2view.com/pas/">http://www.abstracts2view.com/pas/</a> , 1670.6-, 2010	Term population
Andersson,O., Domellof,M., Andersson,D., Hellstrom-Westas,L., Effects of delayed cord clamping on neurodevelopment and infection at four months of age: a randomised trial, Acta Paediatrica, 102, 525-531, 2013	Wrong population: term pregnancy
Andersson,Ola, Hellström-Westas,Lena, Andersson,Dan, Domellöf,Magnus, Effect of delayed versus early umbilical cord clamping on neonatal outcomes and iron status at 4 months: a randomised controlled trial, BMJ: British Medical Journal (Overseas and Retired Doctors Edition), 343, 1244-1244, 2011	Wrong population: term pregnancy
Arca,G., Botet,F., Palacio,M., Carbonell-Estrany,X., Timing of umbilical cord clamping: new thoughts on an old discussion, Journal of Maternal-Fetal and Neonatal Medicine, 23, 1274-1285, 2010	Study included in a systematic review that has been included (Rabe 2012)
Cernadas Ceriani,Jose M, The Effect of Early and Delayed Umbilical Cord Clamping on Hemoglobin and Ferritin Levels in Infants at Six Months of Life, American Pediatric Society/Society for Pediatric Research Abstract, -, 2006	Term population
Chaparro,C.M., Fornes,R., Neufeld,L.M., Tena,Alavez G., Eguia-Liz,Cedillo R., Dewey,K.G., Early umbilical cord clamping contributes to elevated blood lead levels among infants with higher lead exposure, The Journal of pediatrics, 151, 506-512, 2007	Term population
Chaparro,C.M., Neufeld,L.M., Tena,Alavez G., Eguia-Liz,Cedillo R., Dewey,K.G., Effect of timing of umbilical cord clamping on iron status in Mexican infants: a randomised controlled trial, Lancet, 367, 1997-2004, 2006	Wrong population: term pregnancy

Study	Reason for Exclusion
Christensen,R.D., Baer,V.L., Gerday,E., Sheffield,M.J., Richards,D.S., Shepherd,J.G., Snow,G.L., Bennett,S.T., Frank,E.L., Oh,W., Whole-blood viscosity in the neonate: effects of gestational age, hematocrit, mean corpuscular volume and umbilical cord milking, <i>Journal of Perinatology</i> , 34, 16-21, 2014	Not a comparative study
Conner,Shayna, Macones,George, Delayed Umbilical Cord Clamping, <i>Contemporary OB/GYN</i> , 59, 46-49, 2014	Narrative
Cook,E.L., Delayed cord clamping or immediate cord clamping?: a literature review, <i>British Journal of Midwifery</i> , 15, 562-, 2007	Narrative review
De,Paco C., Florido,J., Garrido,M.C., Prados,S., Navarrete,L., Umbilical cord blood acid-base and gas analysis after early versus delayed cord clamping in neonates at term, <i>Archives of Gynecology and Obstetrics</i> , 283, 1011-1014, 2011	Term population
Elimian,A., Goodman,J., Escobedo,M., Nightingale,L., Knudtson,E., Williams,M., A randomized controlled trial of immediate versus delayed cord clamping in the preterm neonate, <i>American Journal of Obstetrics and Gynecology</i> , 208, S22-, 2013	An updated version included (Elimian 2014)
Emerson,Kate, Umbilical cord clamping, <i>Australian Midwifery News</i> , 13, 6-8, 2013	Narrative
Geethanath,R.M., Ramji,S., Thirupuram,S., Rao,Y.N., Effect of timing of cord clamping on the iron status of infants at 3 months, <i>Indian Pediatrics</i> , 34, 103-106, 1997	Term population
Gokmen,Z., Ozkiraz,S., Tarcan,A., Kozanoglu,I., Ozcimen,E.E., Ozbek,N., Effects of delayed umbilical cord clamping on peripheral blood hematopoietic stem cells in premature neonates, <i>Journal of Perinatal Medicine</i> , 39, 323-329, 2011	No outcome of interest
Gupta,R., Ramji,S., Effect of delayed cord clamping on iron stores in infants born to anemic mothers: a randomized controlled trial, <i>Indian Pediatrics</i> , 39, 130-135, 2002	Term population
Hofmeyr,G.J., Bolton,K.D., Bowen,D.C., Govan,J.J., Periventricular/intraventricular hemorrhage and umbilical cord clamping, <i>Proceedings of 10th European Congress of Perinatal Medicine</i> , 1986 Aug 12-16; Leipzig, Germany 309p. 1986., -, 1986	Study included in a systematic review that has been included (Rabe 2012)
Hofmeyr,G.J., Gobetz,L., Bex,P.J.M., Van der,Griendt M., Nikodem,V.C., Skapinker,R., Delahunt,T., Periventricular/intraventricular haemorrhage following early and delayed umbilical cord clamping, <i>Oxford Database of Perinatal Trials</i> , Version 1.2, Disk Issue 6, Autumn, -, 1991	Study included in a systematic review that has been included (Rabe 2012)
Hosono,S., Mugishima,H., Fujita,H., Hosono,A., Minato,M., Okada,T., Takahashi,S., Harada,K., Umbilical cord milking reduces the need for red cell transfusions and improves neonatal adaptation in infants born at less than 29 weeks' gestation: a randomised controlled trial, <i>Archives of Disease in Childhood Fetal and Neonatal Edition</i> , 93, F14-F19, 2008	Study included in a systematic review that has been included (Rabe 2012)
Hosono,S., Mugishima,H., Fujita,H., Hosono,A., Okada,T., Takahashi,S., Masaoka,N., Yamamoto,T., Blood pressure and urine output during the first 120 h of life in infants born at less than 29 weeks' gestation related to umbilical cord milking, <i>Archives of Disease in Childhood Fetal and Neonatal Edition</i> , 94, F328-F331, 2009	No outcome of interest
Hosono,S., Mugishima,H., Yonezawa,R., Fujita,H.,	Study included in a systematic

Study	Reason for Exclusion
Makimoto,M., Okada,T., Takahashi,S., Masaoka,N., Yamamoto,T., The effects of umbilical cord milking on cardio-pulmonary adaptation in preterm infants, Journal of Maternal-Fetal and Neonatal Medicine, 21, 45, 2008-, 2008	review that has been included
Ibrahim,H.M., Krouskop,R.W., Lewis,D.F., Dhanireddy,R., Placental transfusion: umbilical cord clamping and preterm infants, Journal of Perinatology, 20, 351-354, 2000	No outcomes of interest
Jahazi,A., Kordi,M., Mirbehbahani,N.B., Mazloom,S.R., The effect of early and late umbilical cord clamping on neonatal hematocrit, Journal of perinatology : official journal of the California Perinatal Association, 28, 523-525, 2008	Term population
Jaleel,R., Deeba,F., Khan,A., Timing of umbilical cord clamping and neonatal haematological status, JPMA - Journal of the Pakistan Medical Association, 59, 468-470, 2009	Term population
Jongkolsiri,P., Manotaya,S., Placental cord drainage and the effect on the duration of third stage labour, a randomized controlled trial, Journal of the Medical Association of Thailand = Chotmaihet thangphaet, 92, 457-460, 2009	No outcome of interest
Katheria,A., Blank,D., Rich,W., Finer,N., Umbilical cord milking improves transition in premature infants at birth, PloS one, 9, 2014-	No outcomes of interest
Katheria,A.C., Leone,T.A., Woelkers,D., Garey,D.M., Rich,W., Finer,N.N., The effects of umbilical cord milking on hemodynamics and neonatal outcomes in premature neonates, Journal of Pediatrics, 164, 1045-1050, 2014	Comparison not of interest
Kinmond,S., Aitchison,T.C., Holland,B.M., Jones,J.G., Turner,T.L., Wardrop,C.A., Umbilical cord clamping and preterm infants: a randomised trial, BMJ, 306, 172-175, 1993	Study included in a systematic review that has been included (Rabe 2012)
Kinmond,S., Aitchison,T.C., Holland,B.M., Jones,J.G., Turner,T.L., Wardrop,C.A.J., Umbilical cord clamping and preterm infants: A randomised trial, BR MED J, 306, 172-175, 1992	Study included in a systematic review that has been included (Rabe 2012)
Krowchuk,Heidi, The Effects of Umbilical Cord Milking in Extremely Preterm Infants: A Randomized Controlled Trial, MCN: The American Journal of Maternal Child Nursing, 39, 137-137, 2014	Narrative
Kugelman,A., Borenstein-Levin,L., Kessel,A., Riskin,A., Toubi,E., Bader,D., Immunologic and infectious consequences of immediate versus delayed umbilical cord clamping in premature infants: a prospective, randomized, controlled study, Journal of Perinatal Medicine, 37, 281-287, 2009	Study included in a systematic review that has been included (Rabe 2012)
Kugelman,A., Borenstein-Levin,L., Riskin,A., Chistyakov,I., Ohel,G., Gonen,R., Bader,D., Immediate versus delayed umbilical cord clamping in premature neonates born < 35 weeks: a prospective, randomized, controlled study, American Journal of Perinatology, 24, 307-315, 2007	Study included in a systematic review that has been included (Rabe 2012)
March,M.I., Hacker,M.R., Parson,A.W., Modest,A.M., de,Veciana M., The effects of umbilical cord milking in extremely preterm infants: a randomized controlled trial, Journal of Perinatology, 33, 763-767, 2013	Comparison not of interest
Mathew,J.L., Timing of umbilical cord clamping in term and preterm deliveries and infant and maternal outcomes: a systematic review of randomized controlled trials, Indian Pediatrics, 48, 123-129, 2011	Study included in a systematic review that has been included (Rabe 2012)
McDonnell,M., Henderson-Smart,D.J., Delayed umbilical cord clamping in preterm infants: a feasibility study, Journal of	Study included in a systematic review that has been included

Study	Reason for Exclusion
Paediatrics and Child Health, 33, 308-310, 1997	
Mercer,J.S., McGrath,M.M., Hensman,A., Silver,H., Oh,W., Immediate and delayed cord clamping in infants born between 24 and 32 weeks: A pilot randomized controlled trial, Journal of Perinatology, 23, 466-472, 2003	Study included in a systematic review that has been included (Rabe 2012)
Mercer,J.S., Vohr,B.R., Erickson-Owens,D.A., Padbury,J.F., Oh,W., Seven-Month Neurodevelopmental Outcomes of Infants Enrolled in a Randomized Controlled Trial of Delayed Versus Immediate Cord Clamping, Pediatric academic societies annual meeting;, 2009 May 2 5; Baltimore MD, United States 2009., -, 2009	Study included in a systematic review that has been included
Mercer,J.S., Vohr,B.R., Erickson-Owens,D.A., Padbury,J.F., Oh,W., Seven-month neurodevelopmental outcomes of infants enrolled in a randomized controlled trial of delayed versus immediate cord clamping, Pediatric academic societies annual meeting;, 2009 May 2-5; Baltimore, USA 2006., -5, 2006	Study included in a systematic review that has been included
Mercer,J.S., Vohr,B.R., Erickson-Owens,D.A., Padbury,J.F., Oh,W., Seven-month developmental outcomes of very low birth weight infants enrolled in a randomized controlled trial of delayed versus immediate cord clamping, Journal of Perinatology, 30, 11-16, 2010	Study included in a systematic review that has been included
Mercer,J.S., Vohr,B.R., McGrath,M.M., Padbury,J.F., Wallach,M., Oh,W., Delayed cord clamping in very preterm infants reduces the incidence of intraventricular hemorrhage and late-onset sepsis: a randomized, controlled trial, Pediatrics, 117, 1235-1242, 2006	Study included in a systematic review that has been included
Mercer,J.S., Vohr,B.R., Oh,W., Delayed Cord Clamping in Very Preterm Infants Reduces the Incidence of Intraventricular Hemorrhage (IVH) and Late Onset Sepsis (LOS), Pediatric academic societies annual meeting;, 2005 May 14-17; Washington DC, United States Issue NO:;, 2005., 2005-, 2005	Study included in a systematic review that has been included
Nelle,M., Fisher,S., Conze,S., Beedgen,B., Grischke,E.M., Linderkamp,O., Effects of late cord clamping on circulation of prematures (VLBWI), Pediatric Research, 44, 454, 1998-, 1998	Study included in a systematic review that has been included
Oh,W., Carlo,W.A., Fanaroff,A.A., McDonald,S., Donovan,E.F., Poole,K., Wright,L.L., Delayed cord clamping in extremely low birthweight infants - a pilot randomized controlled trial [abstract], Pediatric Research, 5, 365-366, 2002	Study included in a systematic review that has been included
Pushpa-Rajah,A., Bradshaw,L., Dorling,J., Gyte,G., Mitchell,E.J., Thornton,J., Duley,L., Murphy,L., Whitaker,K., Clarke,M., Cooke,R., Kenyon,S., Steer,P., Goddard,L., Branchett,K., Altman,D., Devane,D., Shennan,A., Stenson,B., Erven,A., Field,D., Oddie,S., Ezzat,M., Robertson,A., Nelson,D., Young,K., Schoonakker,B., Smith,C., Batra,D., Aladengady,N., Kanhari,A., Van,DerPoolE, Fawke,J., Hubbard,M., Mousa.,T., Yoxall,B., Peake,M., Weeks,A., Churchill,D., Sutcliffe,M., Pillay,T., Kirkwood,G., Hooton,Y., Cord pilot trial - immediate versus deferred cord clamping for very preterm birth (before 32 weeks gestation): Study protocol for a randomized controlled trial, Trials, 15, -, 2014	Protocol
Rabe,H., Jewison,A., Alvarez,R.F., Crook,D., Stilton,D., Bradley,R., Holden,D., Brighton Perinatal Study Group., Milking compared with delayed cord clamping to increase placental transfusion in preterm neonates: a randomized controlled trial, Obstetrics and Gynecology, 117, 205-211, 2011	Wrong comparison: Milking was compared with delayed cord clamping
Rabe,H., Reynolds,G., az-Rossello,J., Early versus delayed	Updated version of this review



Study	Reason for Exclusion
umbilical cord clamping in preterm infants. [30 refs][Update in Cochrane Database Syst Rev. 2012;8:CD003248; PMID: 22895933], Cochrane Database of Systematic Reviews, CD003248-, 2004	included (McDonald)
Rabe,H., Reynolds,G., az-Rossello,J., A systematic review and meta-analysis of a brief delay in clamping the umbilical cord of preterm infants. [25 refs], Neonatology, 93, 138-144, 2008	Study included in a systematic review that has been included (Rabe 2012)
Rabe,H., Wacker,A., Hulskamp,G., Hornig-Franz,I., Schulze-Everding,A., Harms,E., Cirkel,U., Louwen,F., Witteler,R., Schneider,H.P., A randomised controlled trial of delayed cord clamping in very low birth weight preterm infants, European Journal of Pediatrics, 159, 775-777, 2000	Study included in a systematic review that has been included (Rabe 2012)
Strauss,R.G., Mock,D.M., A randomized clinical trial comparing immediate vs delayed clamping of the umbilical cord in preterm infants, Transfusion, 47, 21A-, 2007	Study included in a systematic review that has been included (Rabe 2012)
Strauss,R.G., Mock,D.M., Johnson,K.J., Cress,G.A., Burmeister,L.F., Zimmerman,M.B., Bell,E.F., Rijhsinghani,A., A randomized clinical trial comparing immediate versus delayed clamping of the umbilical cord in preterm infants: short-term clinical and laboratory endpoints, Transfusion, 48, 658-665, 2008	Study included in a systematic review that has been included
Tiemersma,S., Heistein,J., Ruijne,R., Lopez,G., van,Lobenstein J., van,Rheenen P., Delayed cord clamping in South African neonates with expected low birthweight: a randomised controlled trial, Tropical Medicine and International Health, 20, 177-183, 2015	Term population. Median gestational age: 38 weeks
Ultee,C.A., van der,Deure J., Swart,J., Lasham,C., van Baar,A.L., Delayed cord clamping in preterm infants delivered at 34 36 weeks' gestation: a randomised controlled trial, Archives of Disease in Childhood Fetal and Neonatal Edition, 93, F20-F23, 2008	Included as a part of a systematic review which is already included (Rabe 2012)
van,Rheenen P., de,Moor L., Eschbach,S., de,Grooth H., Brabin,B., Delayed cord clamping and haemoglobin levels in infancy: a randomised controlled trial in term babies, Tropical Medicine and International Health, 12, 603-616, 2007	Term population

## Appendix H: Evidence tables

The evidence tables are presented in a separate document.

## Appendix I: Forest plots

The forest plots are presented in a separate document.

## Appendix J: Network meta-analysis of tocolytics

The network meta-analysis is presented in a separate document.